

**CLERK OF THE BOARD OF SUPERVISORS
EXHIBIT/DOCUMENT LOG**

MEETING DATE & AGENDA NO. 05/24/2022 #22

STAFF DOCUMENTS (Numerical)

No.	Presented by:	Description:
1	County Staff	Powerpoint

2

3

4

PUBLIC DOCUMENTS (Alphabetical)

No.	Presented by:	Description:
A	NA	

B

C

D

E

F

G

Data-Driven Approach to Protecting Public Safety

May 24, 2022

ITEM #22

HOLLY PORTER
PUBLIC SAFETY GROUP
EXECUTIVE OFFICE
DEPUTY CHIEF ADMINISTRATIVE OFFICER

ANDREA PELLA
PUBLIC SAFETY GROUP
EXECUTIVE OFFICE
DIRECTOR PREVENTION, DIVERSION & RE-ENTRY

DR. CINDY BURKE
SENIOR DIRECTOR, DATA SCIENCE
SANDAG

COUNTY OF SAN DIEGO







Data-Driven Approach to Protecting Public Safety,
Improving and Expanding Rehabilitative Treatment
and Services, and Advancing Equity through
Alternatives to Incarceration

Initial Interim Report Overview

May 2022

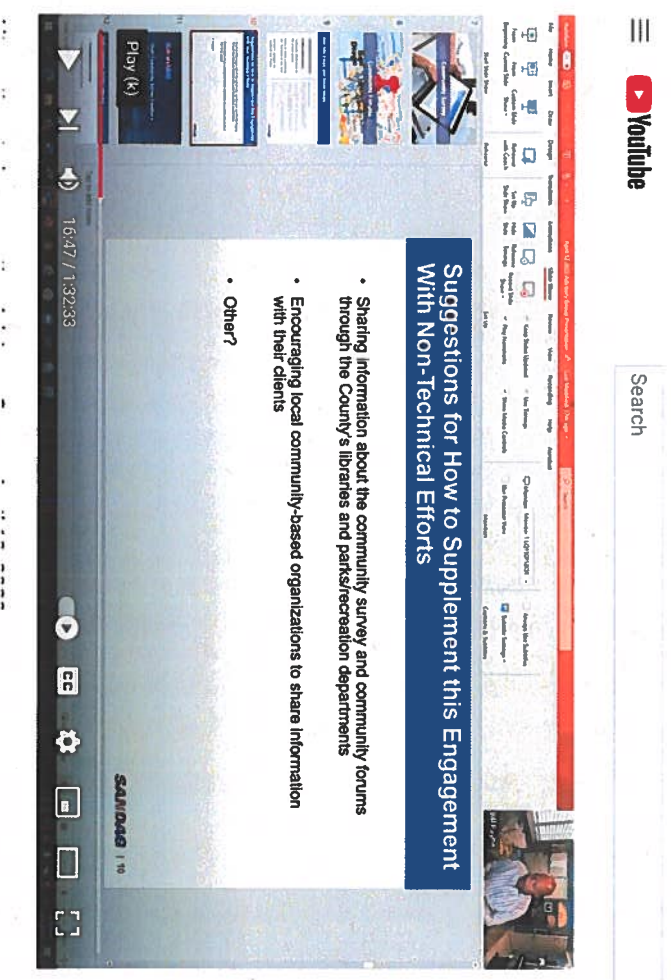
ATI Advisory Group Members

- Charlene Autolino
- Laila Aziz
- Lon Chhay
- Dr. Andrea Dauber-Griffin
- Manuel Enriquez
- Dr. Darwin Fishman
- Anthony Gonzales
- Betsy Jacobson
- Martin Leyva
- Niki Martinez
- Bill Payne
- Jackie Reed
- Wehstahnah Tucker
- Reginald Washington



Initial ATI Advisory Group Meeting Held and Feedback Provided

- First Advisory Group meeting held on ZOOM April 12, 2022, 4:00-5:30 p.m.
- Meeting was public
- Recording available at www.SANDAG.org/ATISludy
- Reviewed Community Survey, community engagement plan, and data included in the Initial Interim Report
- Assisted in pre-testing Community Survey
- Next Advisory Group meeting scheduled for May 26, 2022, 4:00-5:30
- ZOOM Link available at www.SANDAG.org/ATISludy



Community Survey Engagement Plan

- Press Outreach, SANDAG Region Newsletter, and County Distribution
- Social Media
- Advisory & Working Group Assistance
- Outreach to detention facilities and Probation offices
- Outreach through County libraries and parks
- Snowballing distribution through other groups/organizations



SANDAG invites San Diego County residents to share their thoughts on the County's justice system and public safety. The anonymous survey includes questions about being the victim of a crime, being incarcerated, and how public safety efforts can be improved.

Nos gustaría conocer su opinión sobre la seguridad pública y alternativas al encarcelamiento!

Encuesta Disponible:
del 6 al 27 de mayo de 2022



Para participar y ayudar a mejorar la seguridad pública local, por favor escanee este código QR, visite SANDAG.org/ATISurvey o llame al (619) 595-1320.

0620 2022



SANDAG invites San Diego County residents to share their thoughts on the County's justice system and public safety. The anonymous survey includes questions about being the victim of a crime, being incarcerated, and how public safety efforts can be improved.

We want to hear your thoughts about public safety and alternatives to incarceration!

Survey Available: **May 6-27, 2022**



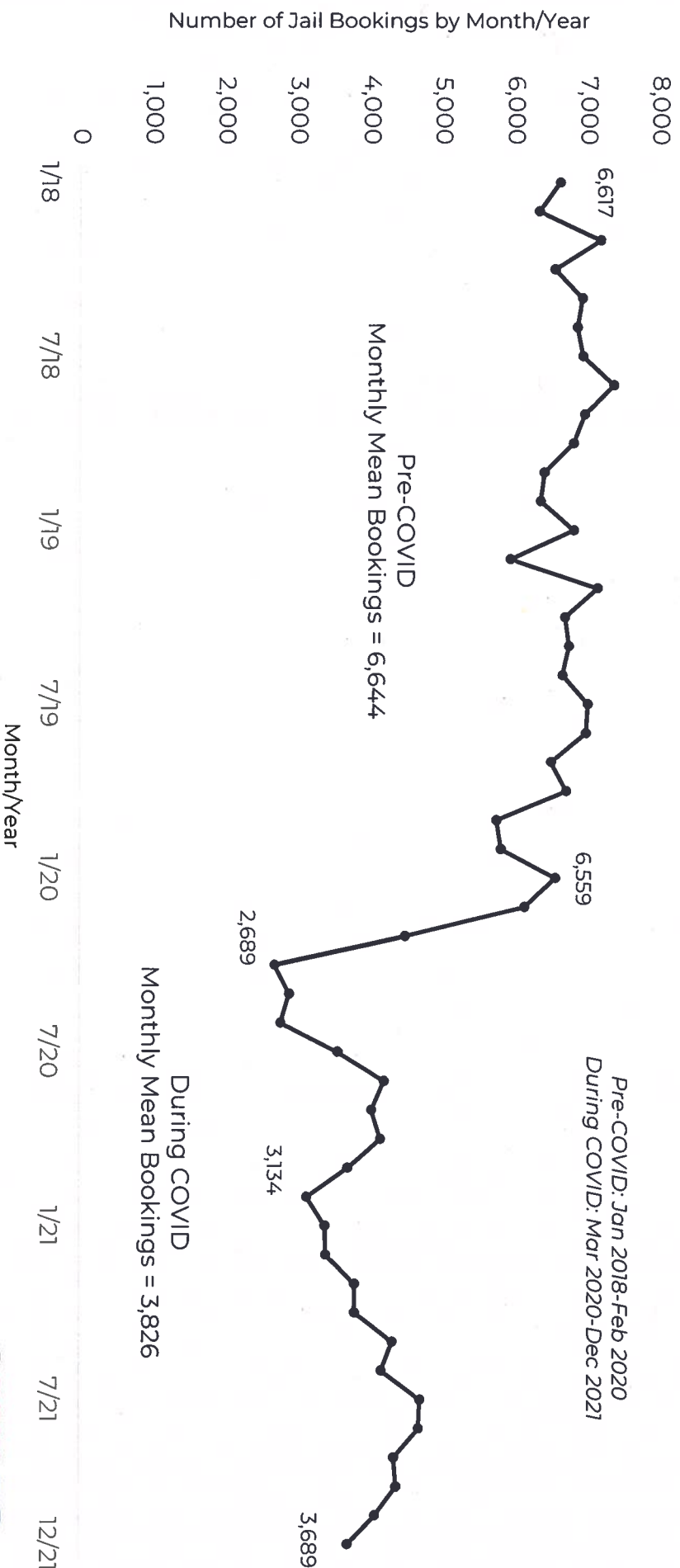
To participate and help improve local public safety, please scan this QR Code, visit SANDAG.org/ATISurvey or call (619) 595-1320.

Research Questions

Answered	Answered with Proxy	Could Not be Answered
How bookings changed by charge level, charge type, & demographics	How jail population changed by proportions who were sentenced or unsentenced	Whether someone who was booked was sentenced or unsentenced or by race/ethnicity
How length of stay varied over time, by reason, & by race/ethnicity	Where individuals booked lived around the region	Length of stay by mental health status
Receipt of services prior to first tracked booking & by race*	Underlying need related to housing status, substance use, and mental health	
Policy drivers of decreased booking numbers		
Crime trends in San Diego County		

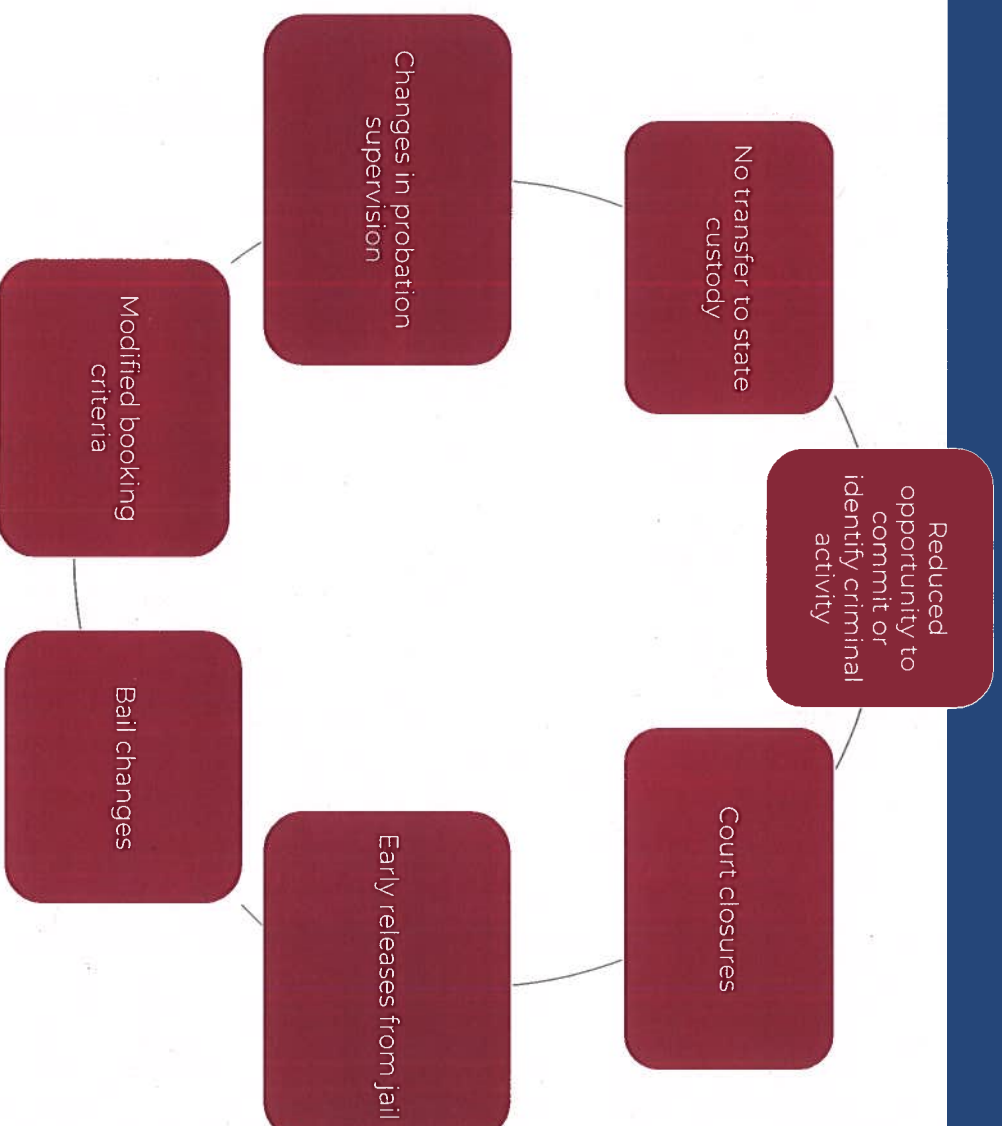
*Not answered in the Initial Interim Report but will be for the next report.

Jail Bookings Dropped by 42% Pre-COVID to During COVID



SOURCE: SANDAG; San Diego County Multi-Agency Interface

Primary Policy Drivers of Reduced Incarceration



All Population Types Decreased in Number During COVID, but Unsentenced Felonies the Least

Monthly Average Number of Individuals Housed in Sheriff's Department Detention Facilities

	Pre-COVID	During Covid	Percent Change
Felony	91% felonies	97% felonies	
Sentenced	2,339	1,249	-47%
Unsentenced	2,704	2,556	-5%
Misdemeanor			
Sentenced	275	33	-88%
Unsentenced	250	103	-59%

SOURCE: SANDAG; BSCC Jail Profile Survey, San Diego County Sheriff's Department, 3/29/2022

Variation in who was Booked Pre-COVID and during COVID



Greater
proportion
felonies
(46% to 59%)

Greater
proportion violent
offenses
(23% to 32%)

Pre-COVID: Jan 2018-Feb 2020
During COVID: Mar 2020-Dec 2021



Smaller
proportion drug
offenses
(27% to 16%)

Smaller
proportion
warrants
(29% to 21%)

SOURCE: SANDAG; San Diego County Multi-Agency Interface

20 Charges Make Up Four-Fifths of All Bookings Pre-COVID (80%) and During COVID (78%)

Alcohol/Drug	Violent	Property	Violations
Disorderly conduct involving drugs/alcohol (12%/13%)	Domestic violence (5%/9%)	Burglary	Flash incarceration
Possession of non-narcotic drug (12%/2%)	Battery on significant other (5%/7%)	Vehicle theft	Violation of parole
DUI alcohol/drugs (10%/12%)	Assault with a deadly weapon	Vandalism over \$400	Probation violation
Under the influence (5%/6%)	Violate domestic violence order		
Possession of narcotic drug	Obstruct/resist police officer		
Possession of controlled substance for sale	Assault with force		
Possession of drug paraphernalia			
DUI alcohol			

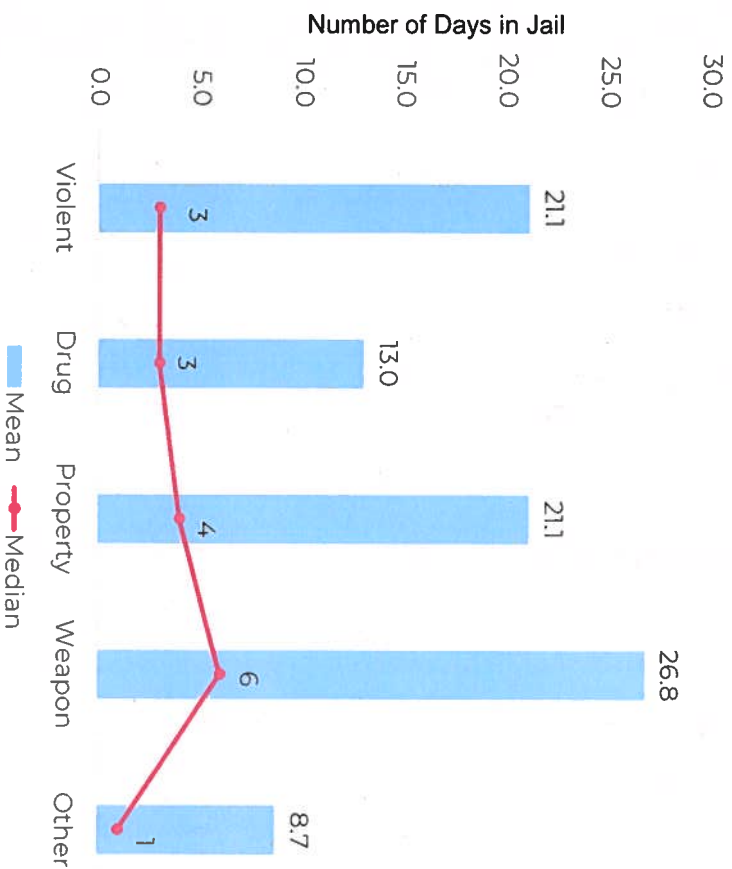
Bold indicates top 6 charges with the % Pre-COVID and During COVID shown

SOURCE: SANDAG; San Diego County Multi-Agency Interface

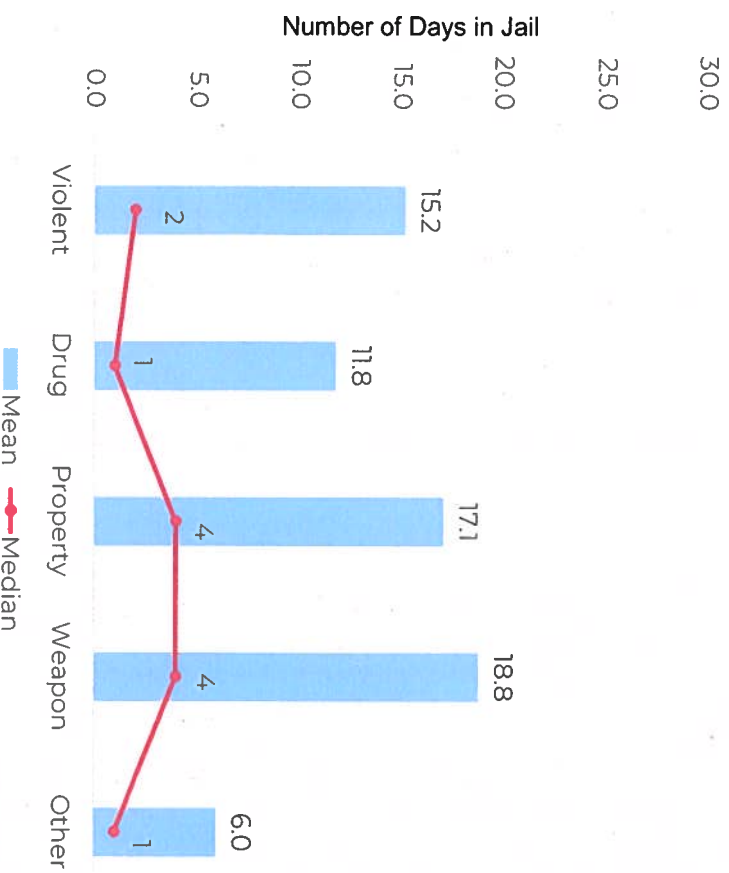
Pre-COVID: Jan 2018-Feb 2020
During COVID: Mar 2020-Dec 2021

Mean Lengths of Stay Decreased Pre-COVID to During COVID for all Booking Types

Pre-COVID (Jan 2018-Feb 2020)
164,588 bookings



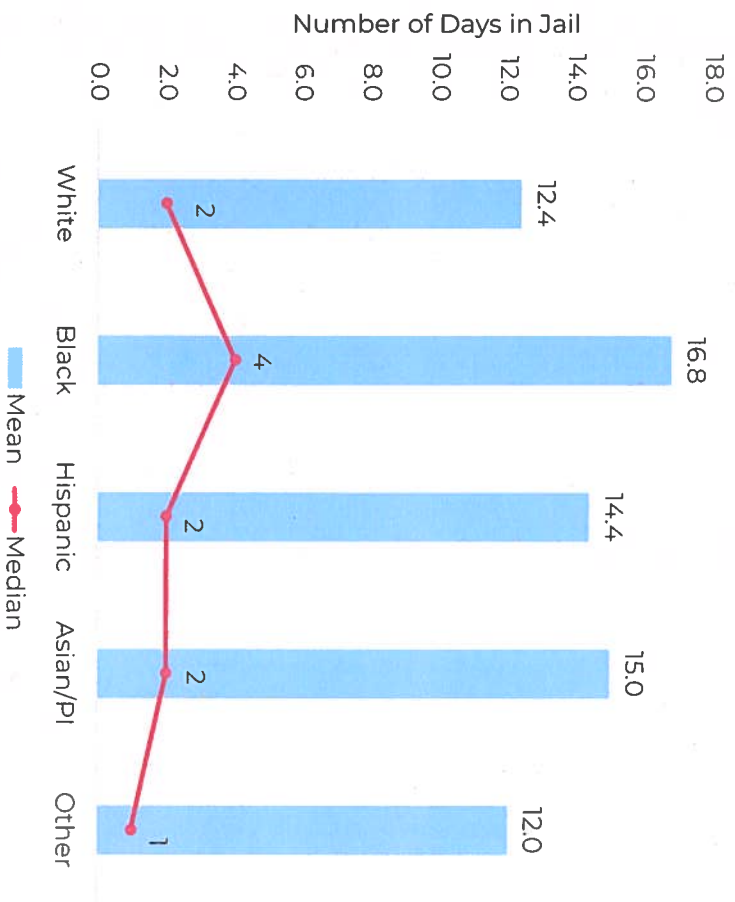
During COVID (Mar 2020-Dec 2021)
79,394 bookings



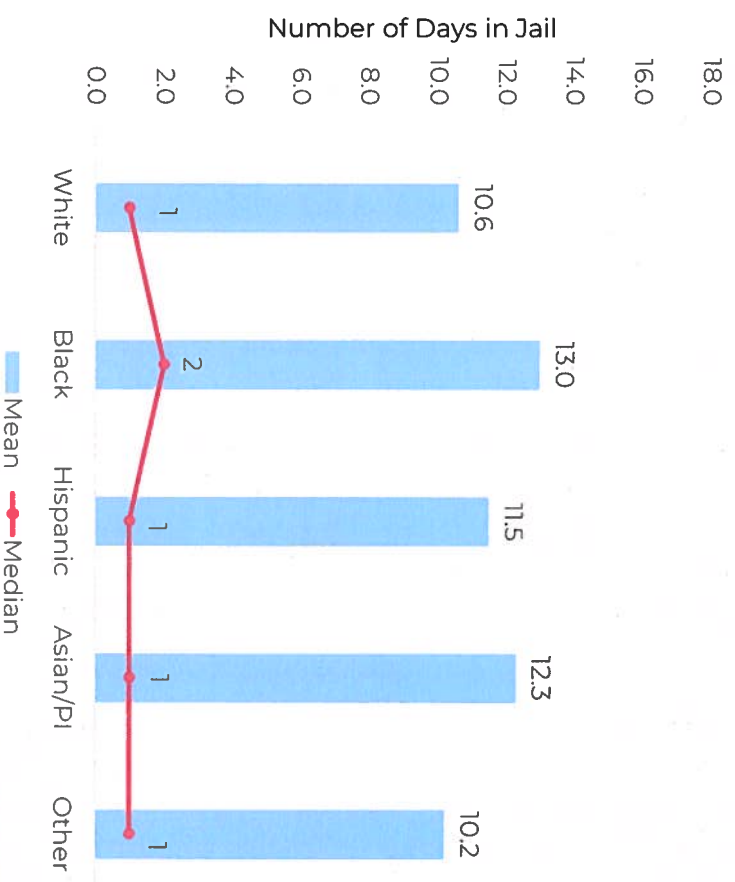
SOURCE: SANDAG; San Diego County Multi-Agency Interface

Average Lengths of Stay Varies by Race/Ethnicity

Pre-COVID (Jan 2018-Feb 2020)
164,588 bookings

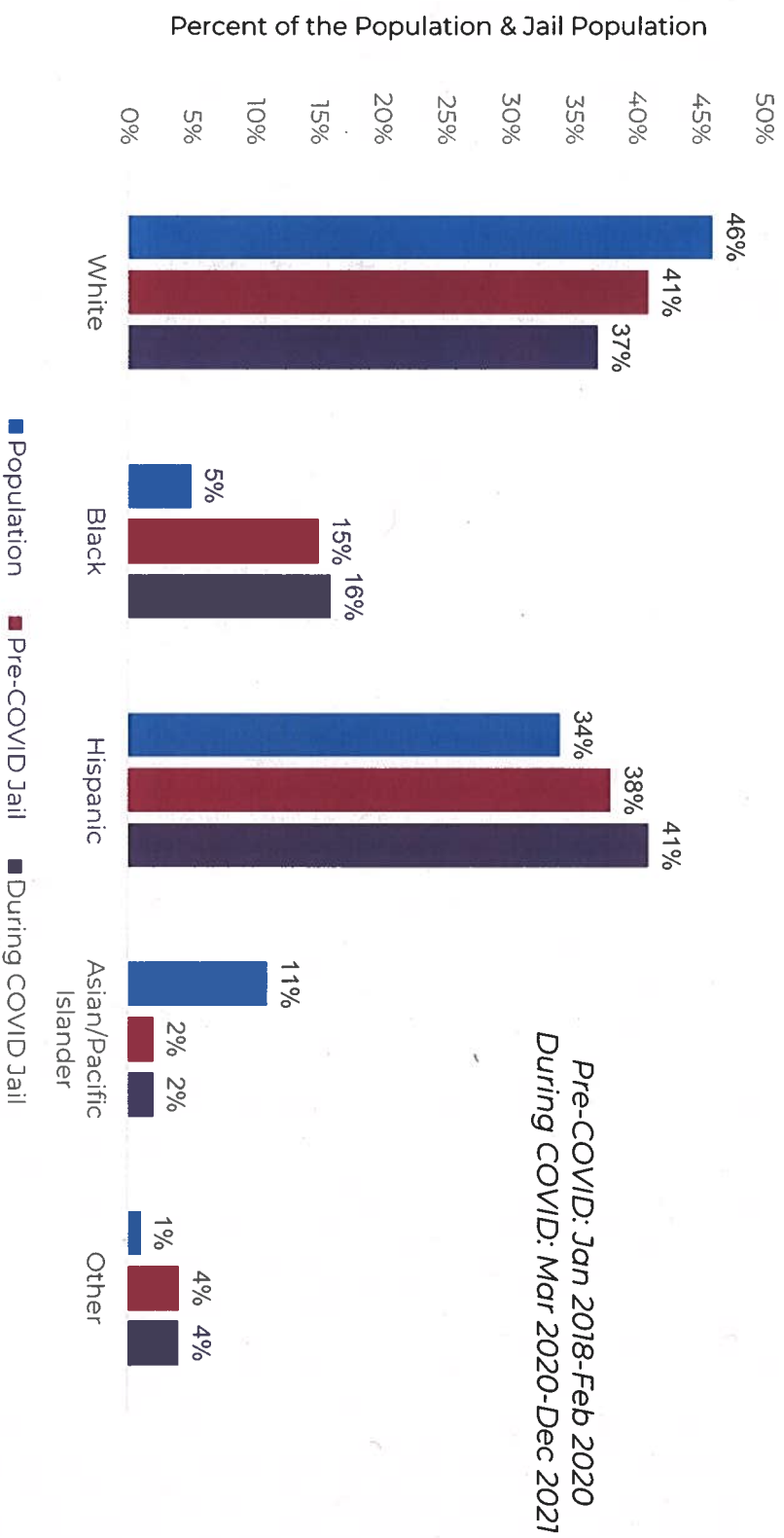


During COVID (Mar 2020-Dec 2021)
79,394 bookings



SOURCE: SANDAG; San Diego County Multi-Agency Interface

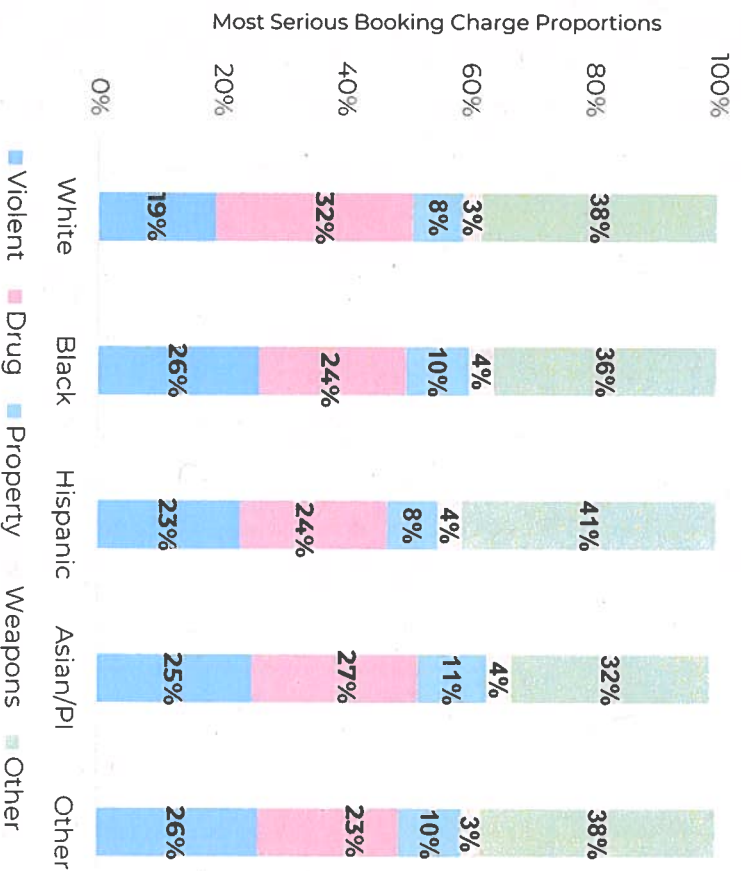
Variation by Race/Ethnicity



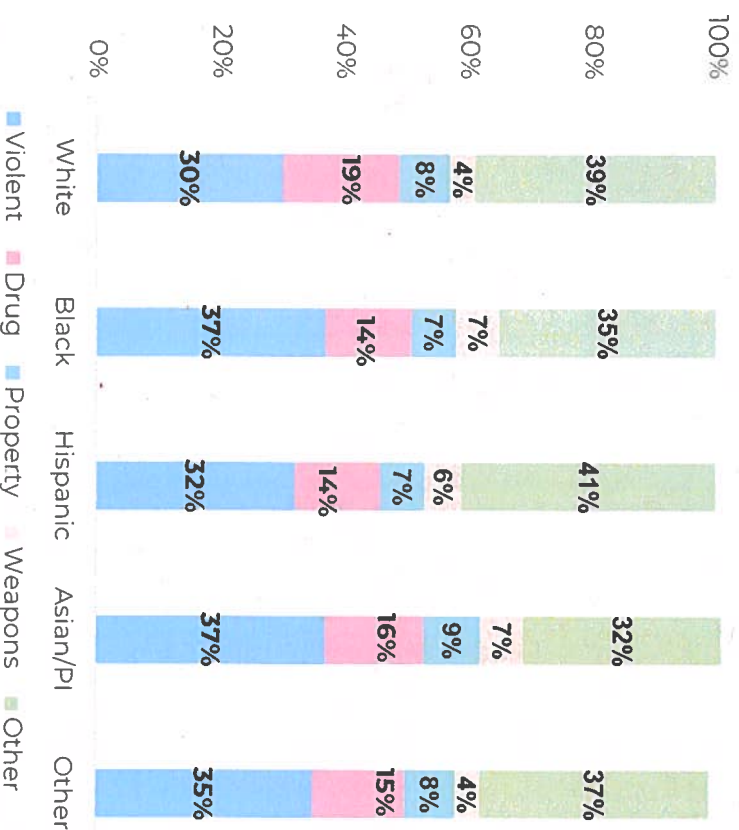
SOURCE: SANDAG; San Diego County Multi-Agency Interface

Highest Booking Charge by Race/Ethnicity Varies Across Groups and Pre-COVID to During COVID

Pre-COVID (Jan 2018-Feb 2020)

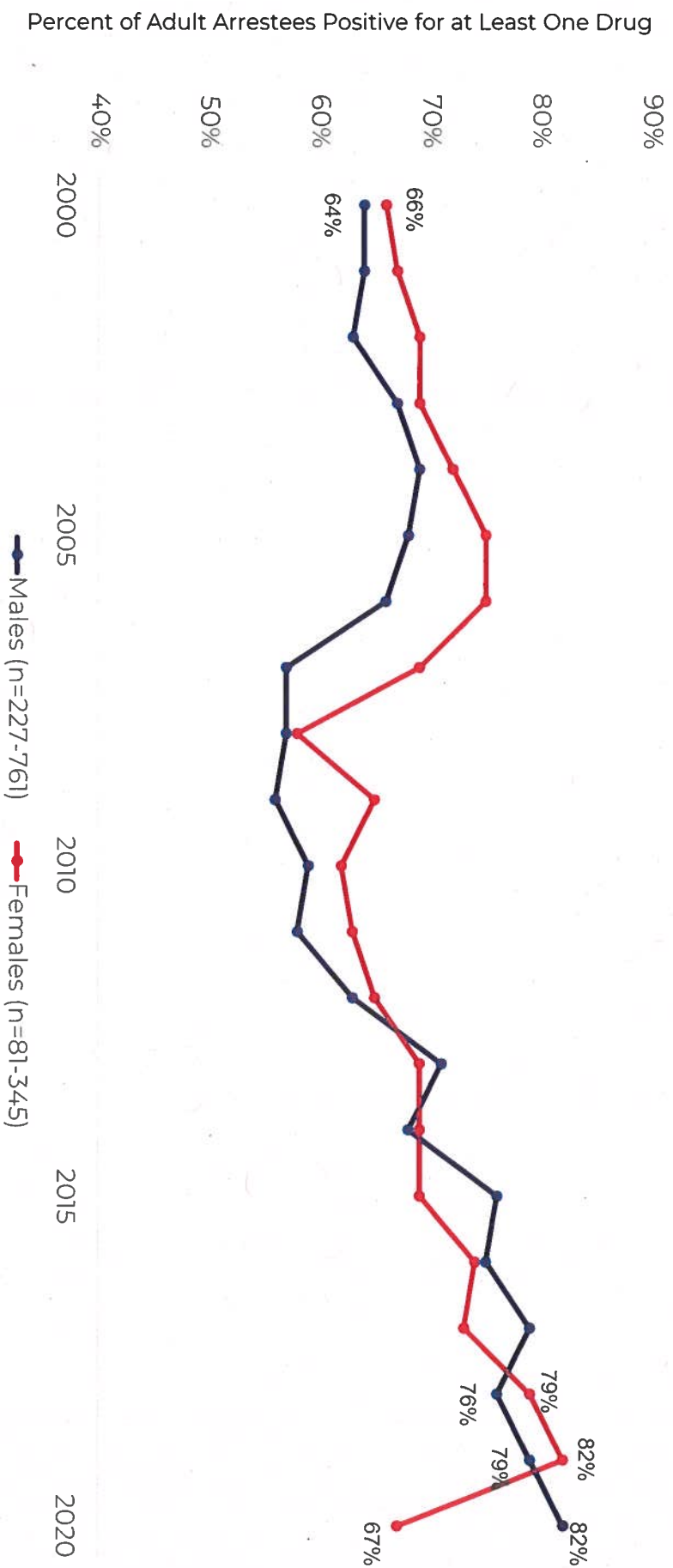


During COVID (Mar 2020-Dec 2021)



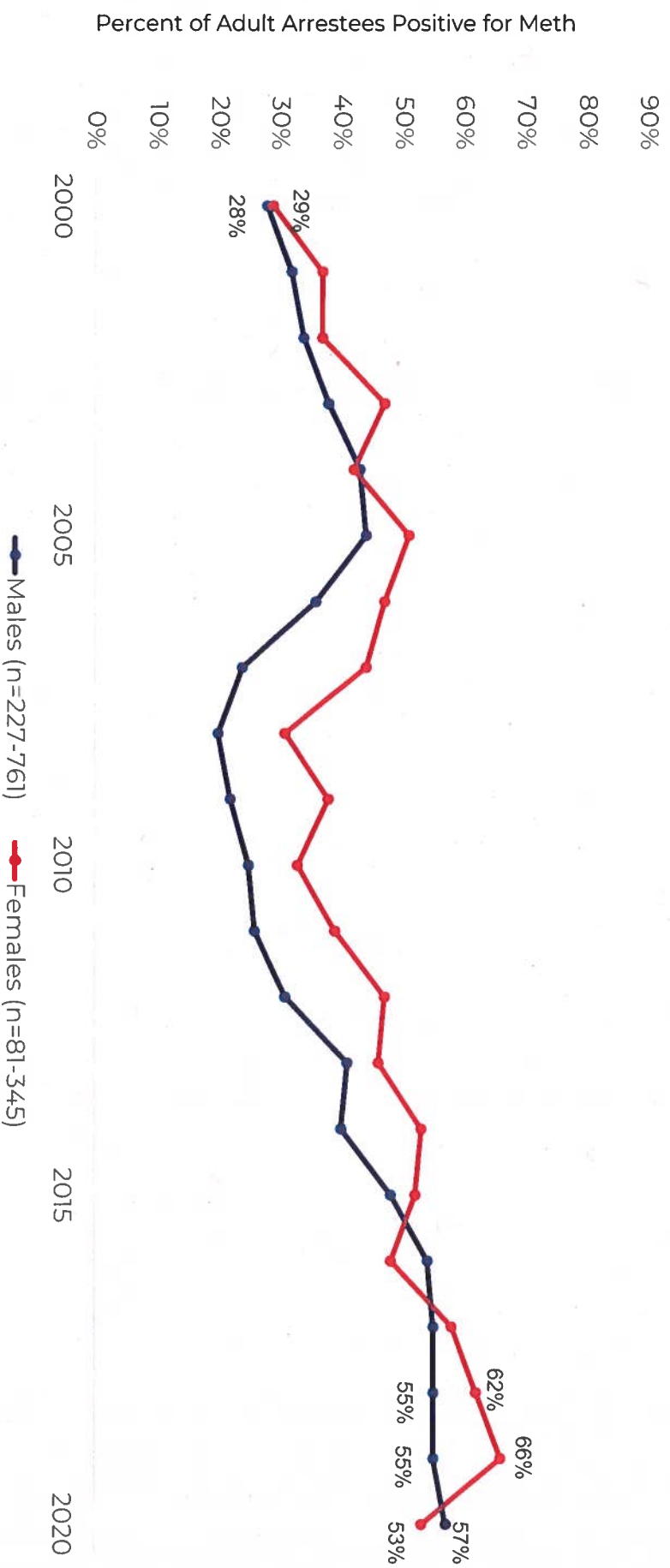
SOURCE: SANDAG; San Diego County Multi-Agency Interface

Most Individuals Booked into Jail Test Positive for at Least One Substance




SOURCE: SANDAG's Substance Abuse Monitoring (SAM) Study, 2000-2020

Meth is Primary Drug Used by Individuals Booked into San Diego County Jails



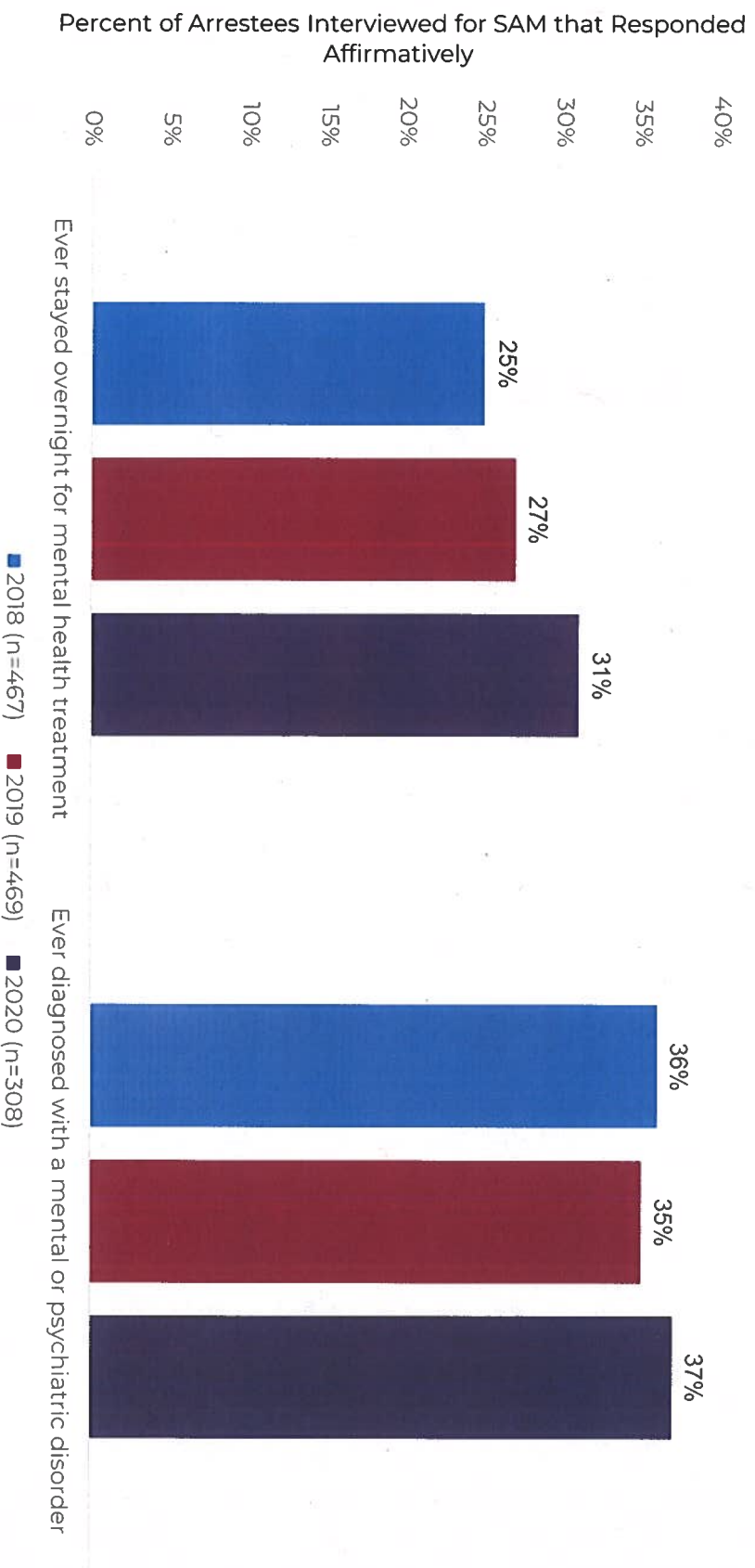
SOURCE: SANDAG's Substance Abuse Monitoring (SAM) Study, 2000-2020 Data

Highest Charge is Not a Predictor of Substance Use



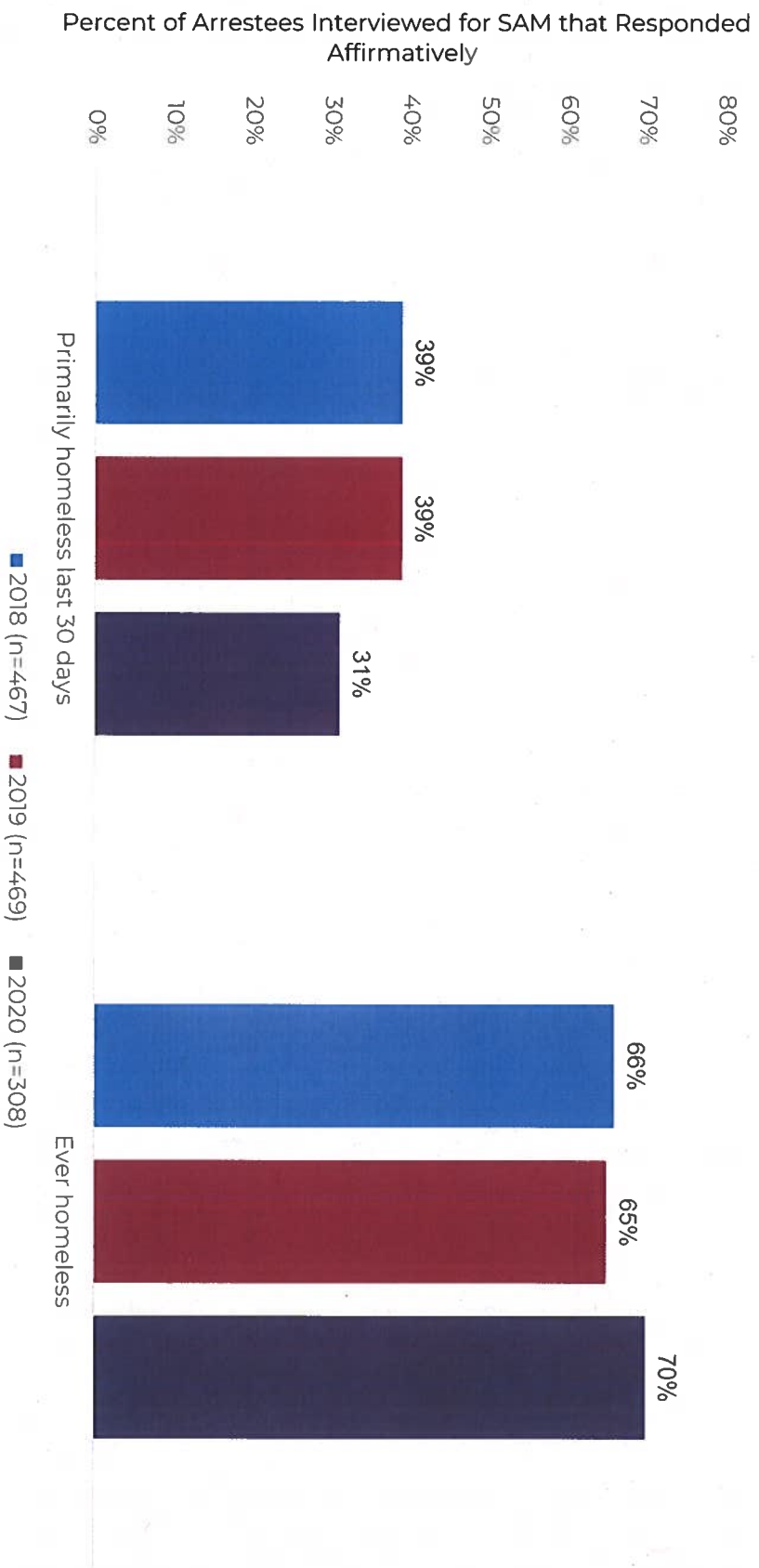
SOURCE: SANDAG's Substance Abuse Monitoring (SAM) Study, 2020 Data

Around 1 in 3 Individuals Interviewed in Jail Report Some Type of Mental Health Issue



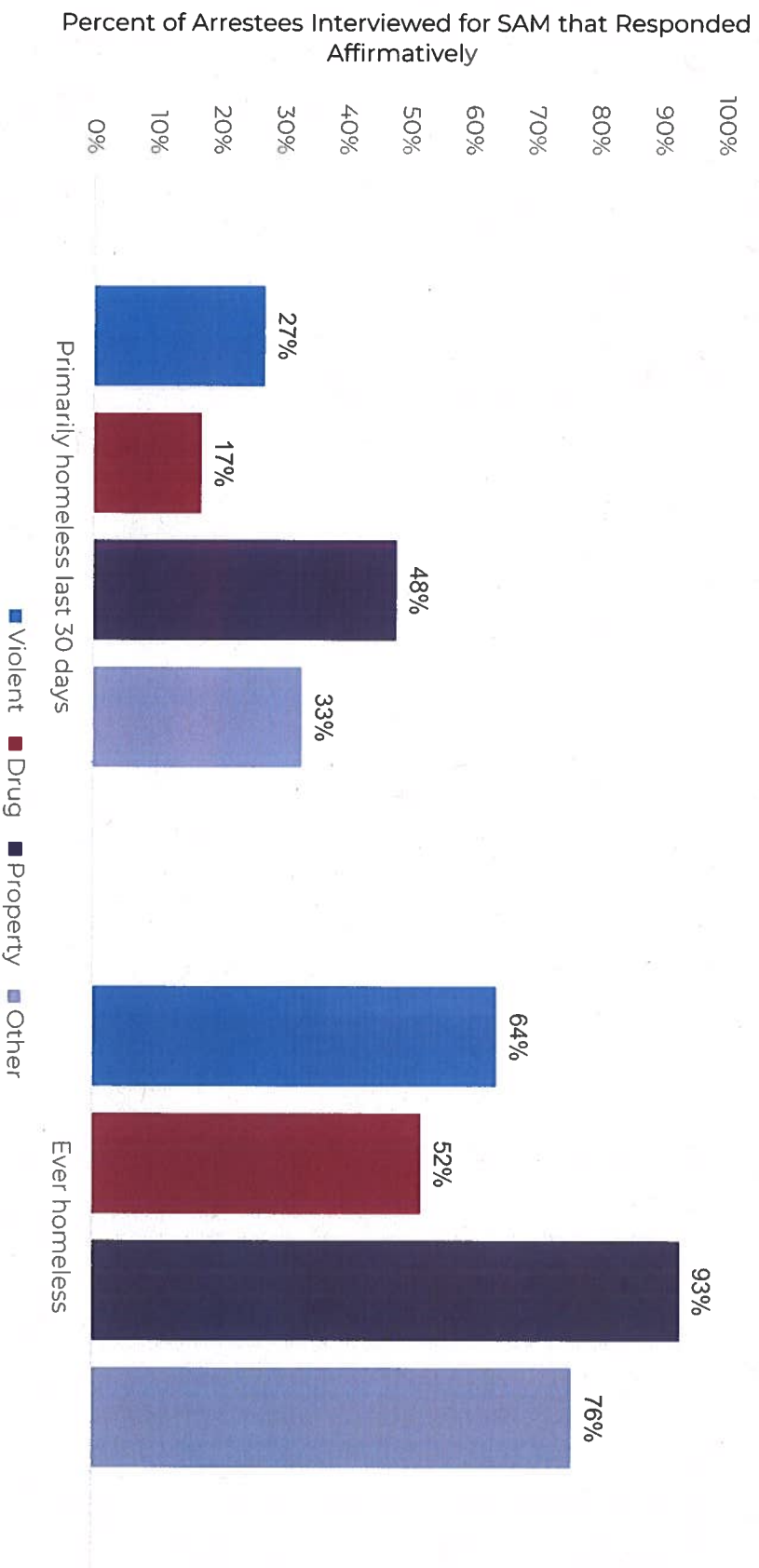
SOURCE: SANDAG's Substance Abuse Monitoring (SAM) Study, 2018-2020 Data

Recent and Historical Housing Instability for Some Incarcerated Individuals



SOURCE: SANDAC's Substance Abuse Monitoring (SAM) Study, 2018-2020 Data

Individuals Booked for a Property Level Offense More Likely to Describe a History of Housing Instability



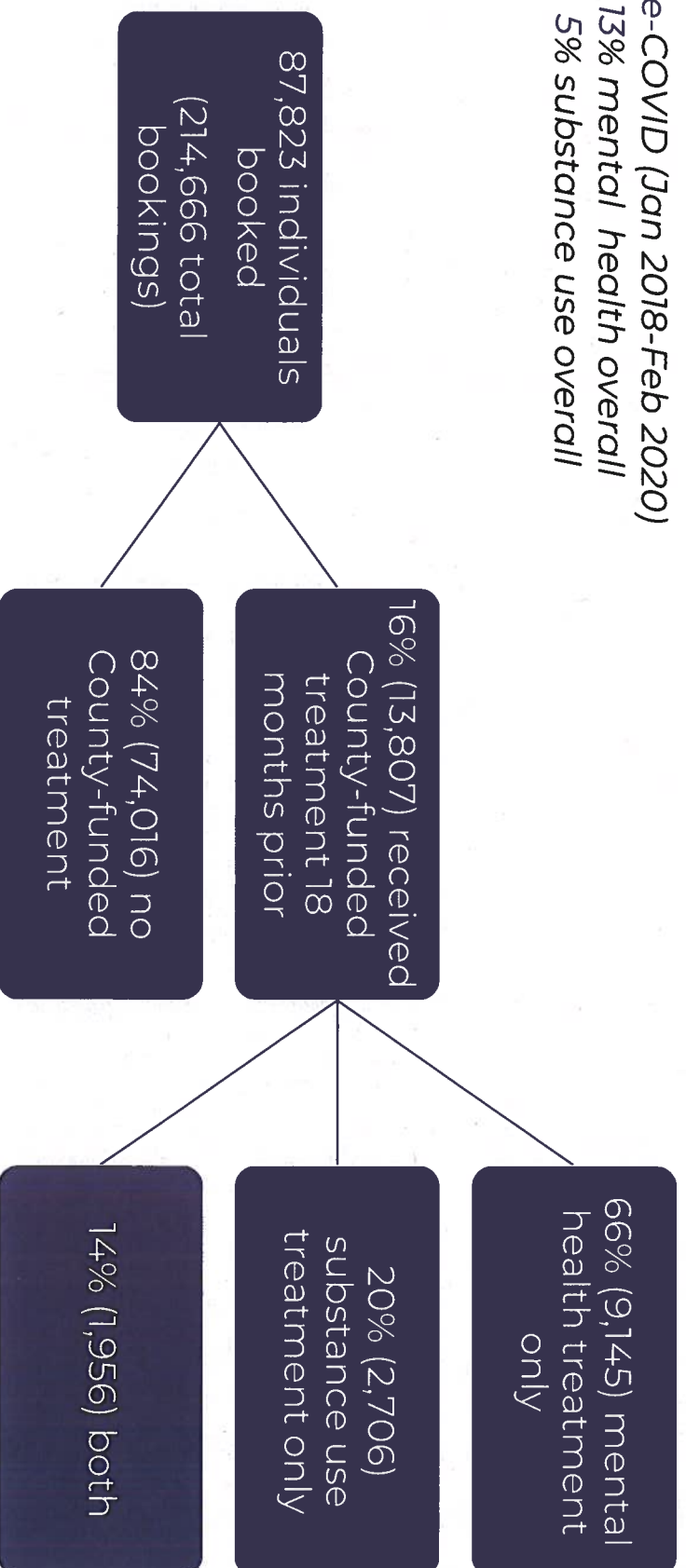
SOURCE: SANDAG's Substance Abuse Monitoring (SAM) Study, 2020 Data

Most Individuals Booked into Jail Have Not Received HHSA Services Pre-COVID

Pre-COVID (Jan 2018-Feb 2020)

13% mental health overall

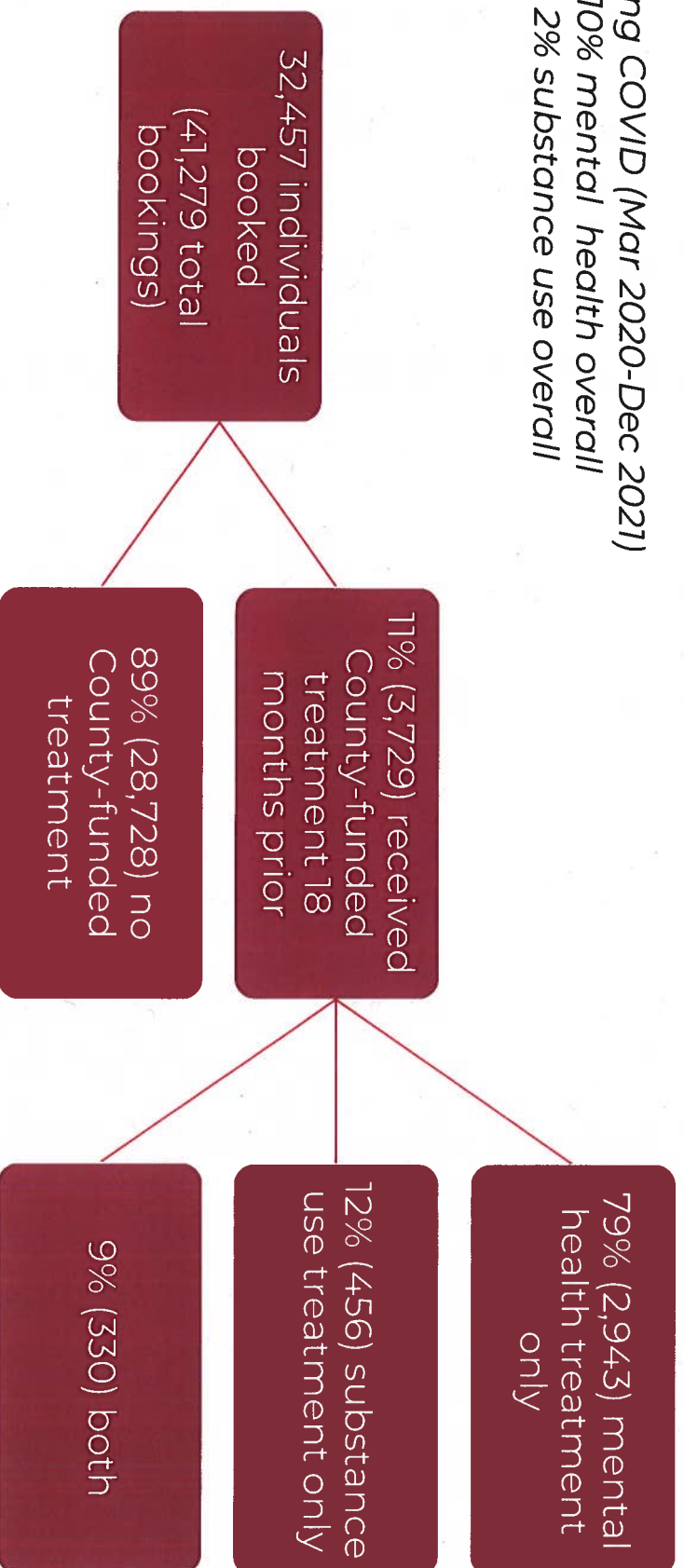
5% substance use overall



SOURCE: SANDAG, San Diego County Multi-Agency Interface

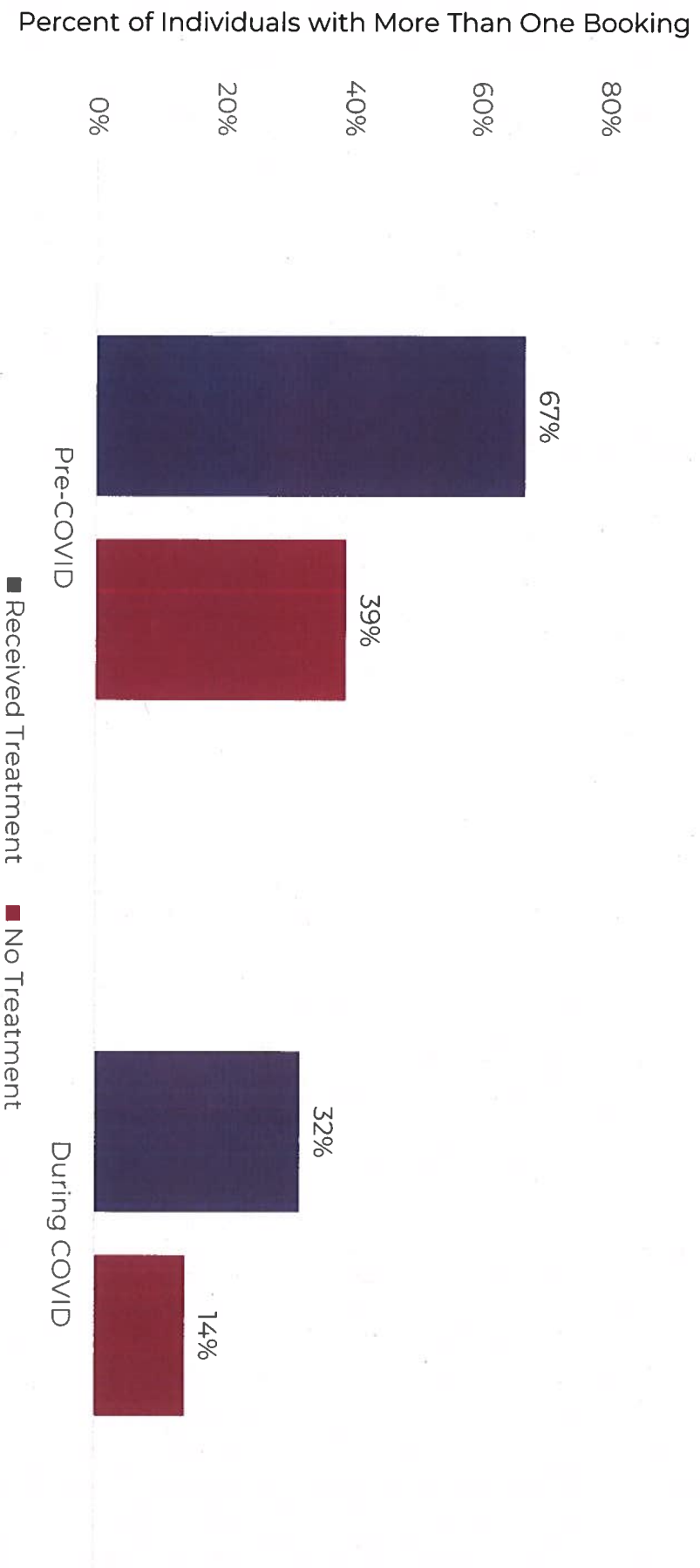
Most Individuals Booked into Jail Have Not Received HHSA Services During COVID

During COVID (Mar 2020-Dec 2021)
10% mental health overall
2% substance use overall



SOURCE: SANDAG; San Diego County Multi-Agency Interface

Correlation Between Higher “Need” and Repeated Justice Contact



SOURCE: SANDAG; San Diego County Multi-Agency Interface

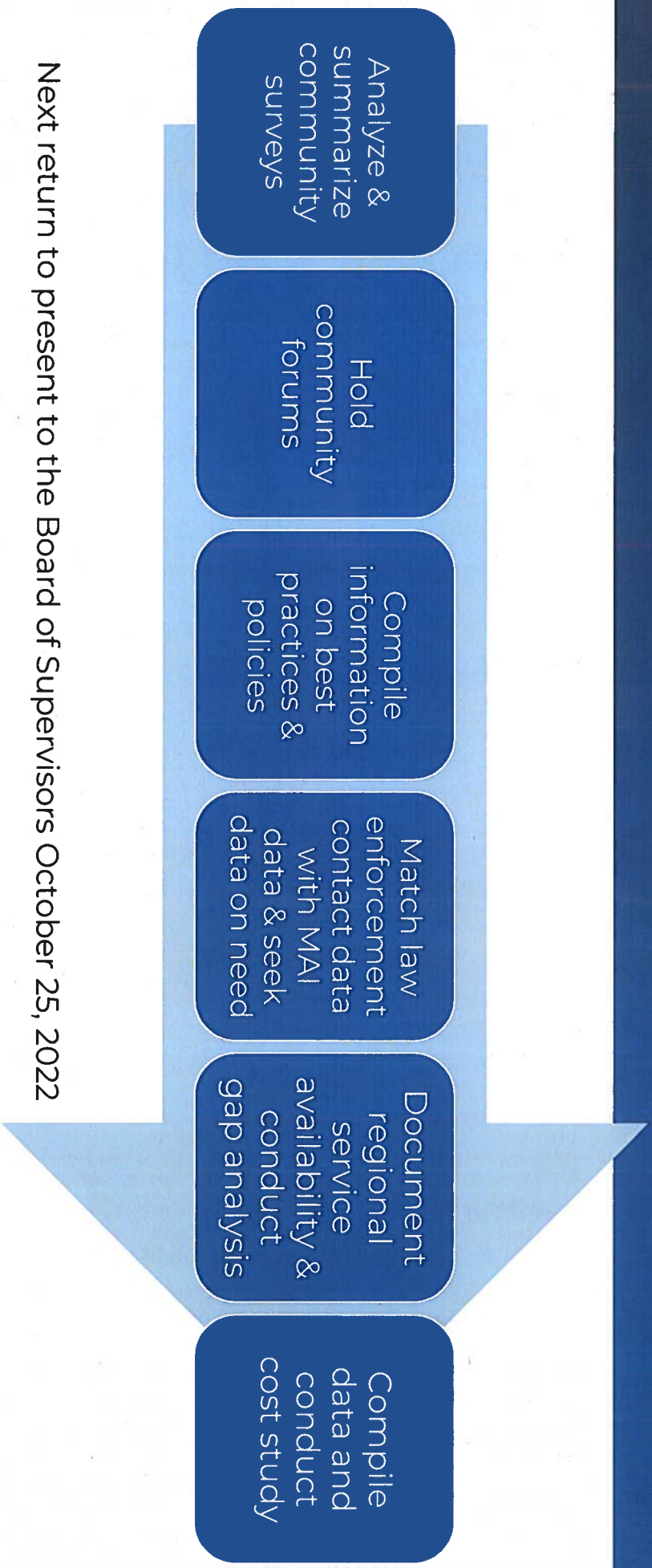
Take Aways

Data	Take Away
Almost 2 in 5 bookings include an alcohol or other drug related charge & majority of individuals booked have recently used a drug	Explore opportunities to expand or implement programs to better address underlying needs
At least 1 in 3 report some mental health issue	Research best practices and programs for options to incarceration that would be more cost-effective
Most individuals are in jail for less than 3 days	Explore if the length of detention for this population can be decreased and how to best meet housing needs of those who are face housing instability
The median length of stay for individuals with a property crime did not decrease and more individuals with a property offense have history of housing instability	

Take Aways

Data	Take Away
Most individuals who are incarcerated are there because of a felony and not a misdemeanor	Regardless of alternatives to incarceration for low level offenders, part of continued reform needs to focus on these individuals and what is needed for successful reentry
Challenges obtaining valid and reliable data to answer questions of interest	Answer questions with available data, make recommendations regarding data requirements, and work with the County on goals and timelines

Next Steps



Next return to present to the Board of Supervisors October 25, 2022

Stay Connected



Explore our website

SANDAG.org/ATISstudy



Follow us on social media:


[@SANDAGregion](#) [@SANDAG](#)



Email: ATISstudy@sandag.org

SANDAG

Contract Amendment



- Add 20% capacity increase to the County's Behavioral Health Court Diversion program
- Behavioral Health Court is an 18 month collaborative court program providing intensive treatment, supervision and housing supports for the justice involved who suffer from mental illness
- Increased capacity will serve new population of clients found incompetent to stand trial
 - Criminal behavior linked to their mental illness
 - Can be safely and effectively supported w/ community treatment
- 2 tracks, BHC probation and BHC diversion

Recommendations

1. Receive SANDAG's Initial Interim Report on Data-Driven Alternatives to Incarceration.
2. Receive a presentation from SANDAG.
3. Authorize the Deputy Chief Administrative Officer (DCAO), Public Safety Group, to amend the contract with the Department of State Hospitals (DSH) to increase the grant amount by \$852,000 and extend the contract term by one year for a total contract amount of \$4,180,000 for the term period of, July 15, 2020 thru June 30, 2024, for a Pre-Trial Felony Mental Health Diversion Program and to execute all required contract documents, including any extensions, amendments or revisions thereto, that do not materially impact either the program or funding level.
4. Waive Board Policy B-29, Fees, Grants, Revenue Contracts – Department Responsibility for Cost Recovery, which requires docketing revenue contracts at least 60 days prior to the effective date of the contract.

Data-Driven Approach to Protecting Public Safety

May 24, 2022

ITEM #22

HOLLY PORTER
PUBLIC SAFETY GROUP
EXECUTIVE OFFICE
DEPUTY CHIEF ADMINISTRATIVE OFFICER

ANDREA PELLA
PUBLIC SAFETY GROUP
EXECUTIVE OFFICE
DIRECTOR PREVENTION, DIVERSION & RE-ENTRY

DR. CINDY BURKE
SENIOR DIRECTOR, DATA SCIENCE
SANDAG



COUNTY OF SAN DIEGO

