

**CLERK OF THE BOARD OF SUPERVISORS
EXHIBIT/DOCUMENT LOG**

MEETING DATE & AGENDA NO. 02/08/202 #11

STAFF DOCUMENTS (Numerical)

No.	Presented by:	Description:
1	Staff Presentation	20 pages

2

3

4

PUBLIC DOCUMENTS (Alphabetical)

No.	Presented by:	Description:
A	N/A	

B

C

D

E

F

G

Holly Porter

Deputy Chief Administrative Officer

Public Safety Group

Item 11

February 8, 2022

Dr. Luke Bergmann

Director, Behavioral Health Services

Health and Human Services Agency

Alternatives to Incarceration

**Preliminary Report and Recommendations
on Data-Driven Approaches to Public Safety**

Overview


On October 19th, 2021, your Board directed the CAO to conduct a review of jail and law enforcement data, research best practices for diverting individuals from custody who can be served in community-based settings rather than jails, and conduct a gap analysis to identify current gaps in treatments, facilities, and programs that could better serve our community as an alternative to incarceration, through:




Contracting with an Independent Consultant(s)



Gathering stakeholder input

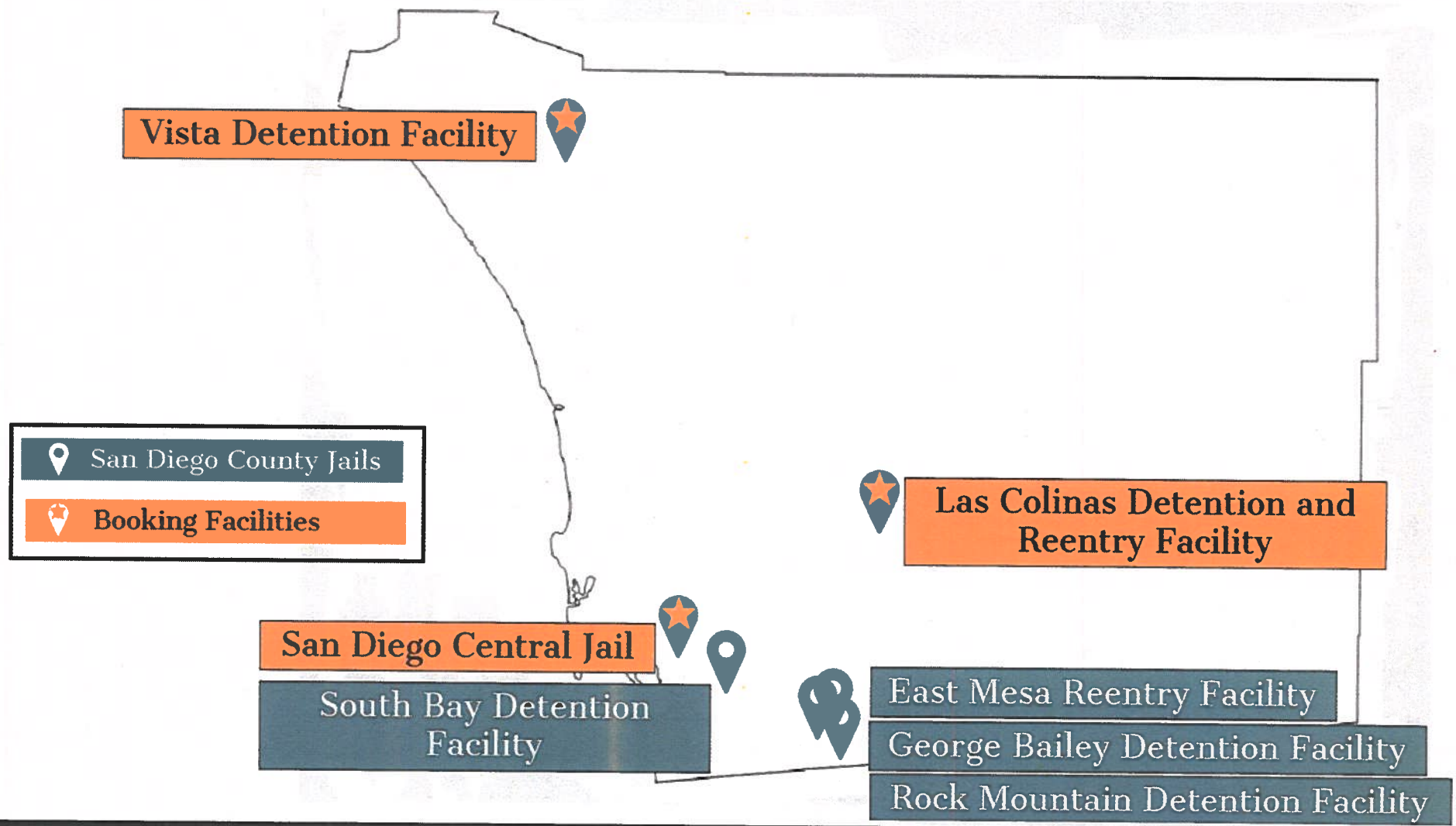


Conducting working groups and open community forums

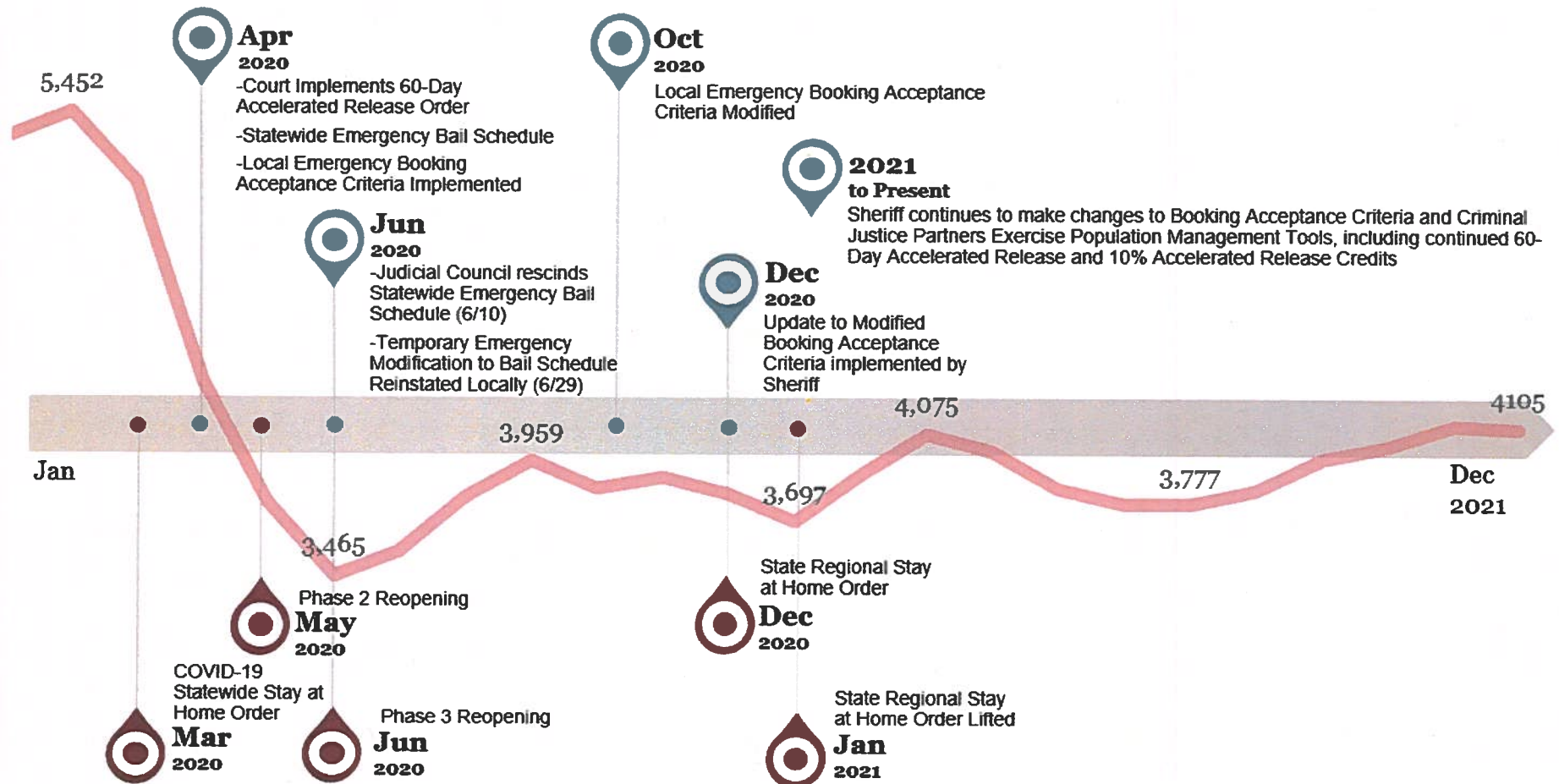


Creating data-driven analyses and a set of comprehensive recommendations

County Jail System



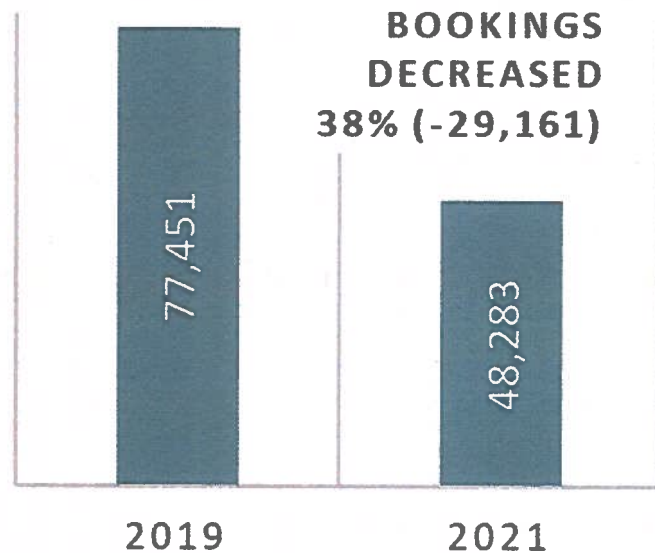
COVID-19 Events and Impacts



Impacts of COVID Mitigation Strategies on the Jail Population

Bookings Decreased Significantly, 2019 to 2021

Decreases due to changes in the Bail Schedule and Booking Acceptance Criteria (state and local) and actions of other law enforcement agencies

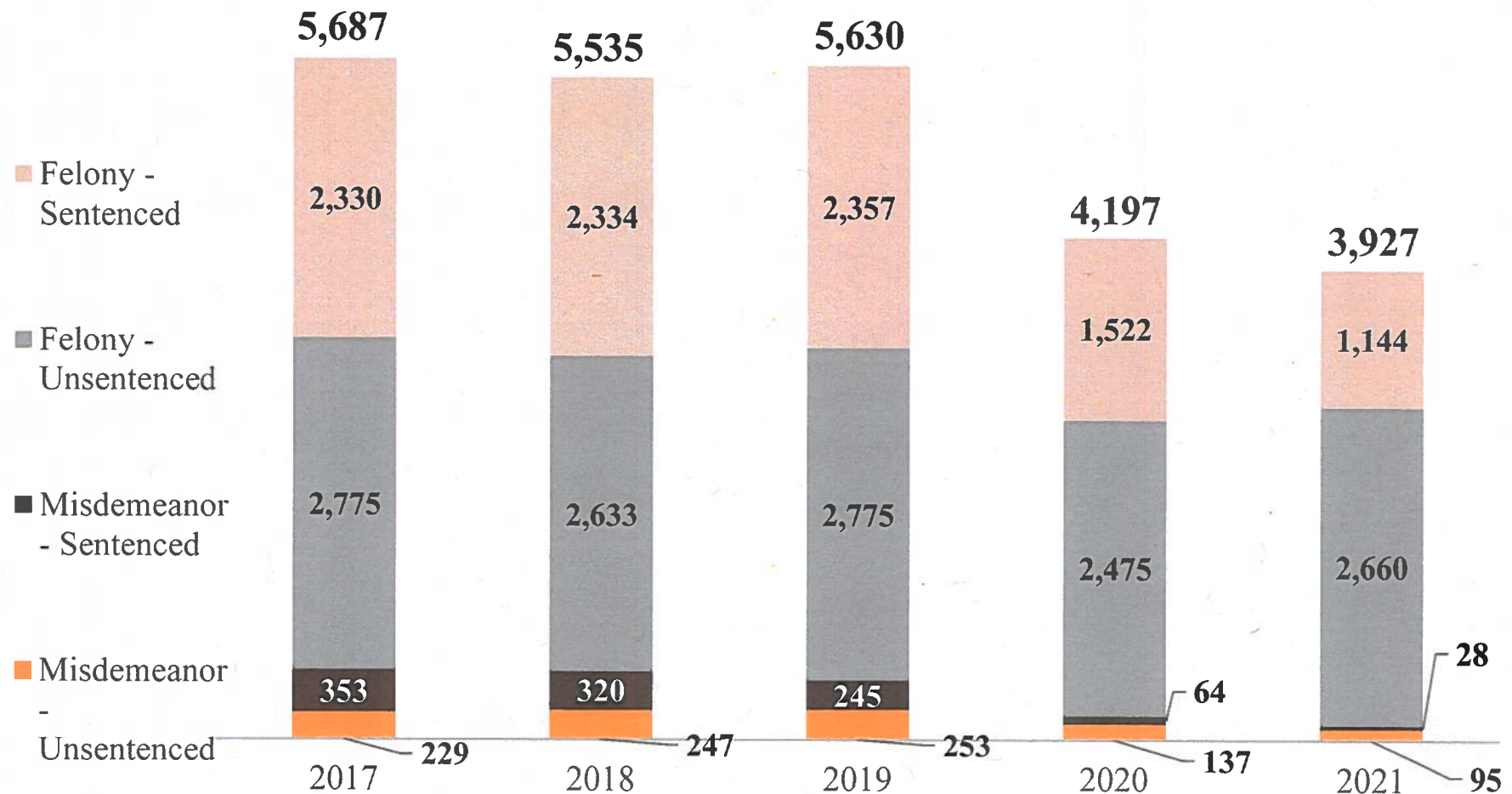


Release Strategies Implemented, 03.16.20 to 01.25.22

Release Strategy	Estimated Releases	% of Total
Accelerated Release Credits	3,938	49%
Zero Bail Modification Order	2,897	36%
Court Order - Credit for Time Served	548	7%
Court Order - Credit for Time Served + Accelerated Release Credit	418	5%
Additional Releases due to Court Closures/Court Orders	205	3%
Total Mitigation Releases	8,006	

Average Daily Population / San Diego County Jails

Felony and Misdemeanor - Sentenced and Unsented



Jail Bookings- Misdemeanor as Highest Charge

2019: 42,000 → 2021: 19,000

Decreased by 54%

2019	
Code Section	Primary A1/C1 Charge
PC 647(F) - Disorderly Conduct/Public Intoxication	6,578
VC 23152(A) - DUI Alcohol	6,482
HS 11377(A) - Possess Controlled Substance	5,762
HS 11550(A) - Under Influence of Controlled Substance	2,825
PC 243(E)(1) - Battery of Spouse/Ex Spouse/Date/Etc.	2,703

2021	
Code Section	Primary A1/C1 Charge
VC 23152(A) - DUI Alcohol	4,976
PC 647(F) - Disorderly Conduct/Public Intoxication	4,251
PC 243(E)(1) - Battery of Spouse/Ex Spouse/Date/Etc.	2,479
HS 11550(A) - Under Influence of Controlled Substance	1,272
PC 273.6(A) - Violate Crt Ord to Prevent Domestic Violence	896

Top 5 Maximum Charge Severity Misdemeanors, Comparing 2019 to 2021

What was removed from the Top 5?

→ Drug possession

What was added to the Top 5?

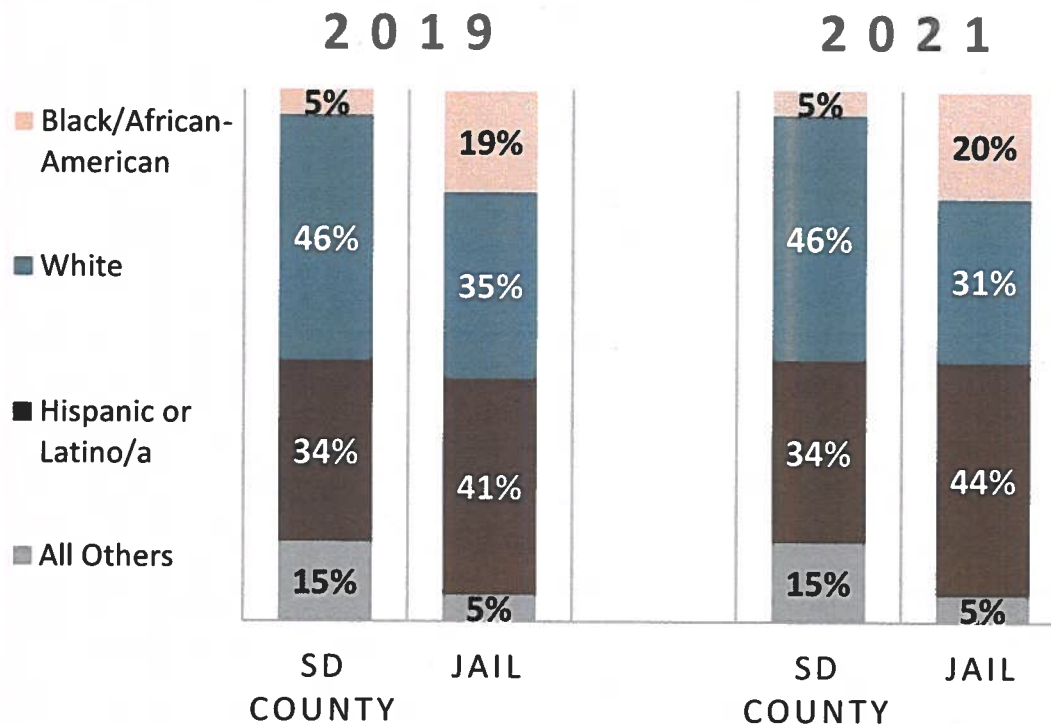
→ Violation of a Court Order to Prevent Domestic Violence

What remained, but changed in the Top 5?

- DUI Alcohol decreased 23%
- Disorderly Conduct decreased 35%
- Battery of Spouse/Ex Spouse/Date decreased 8%
- Under the Influence of Drugs decreased 55%

Jail Population Demographics

Jail Population Race/Ethnicity Distribution compared to the San Diego County Population



- Incarceration disproportionately impacts people of color
- In 2021, as jail populations declined, some increases in disproportionate impacts were seen

Note: All Others includes individuals from race/ethnicities that each represent less than 3% of the total jail population: Asian 2.5%; Native Hawaiian/Pacific Islander < 1%; American Indian/Alaska Native < 1%; and Other ethnicity or race < 2%

Stakeholder Engagement

October 19, 2021

Board direction received

November 15, 2021

December 6, 2021

December 16, 2021

January 5, 2022

January 14, 2022

**Working group meetings
with Justice and Health
and Human Services
partners**

January 19, 2022

**1st Community
Stakeholder Forum**



Reflected on the
experiences and
perspectives of
attendees



100+ Public
comments received



Attended by over 60
diverse stakeholders

Community Input



“We just want to see and support our family members and friends who are incarcerated [and] want to overcome and thrive for themselves and their families. There are so many challenges within themselves and within existing systems that have so many gaps.”



“Being formally incarcerated, the stigmas we carry that effect our self-concept and self-identity. Feeling[s] of hopelessness extends to survival; no housing, no jobs, and no life management skills.”



“Have a wider variety of programs so that different community members can find something that is more fitting to their needs...”

At what point do you see the need for intervention?

Prevention

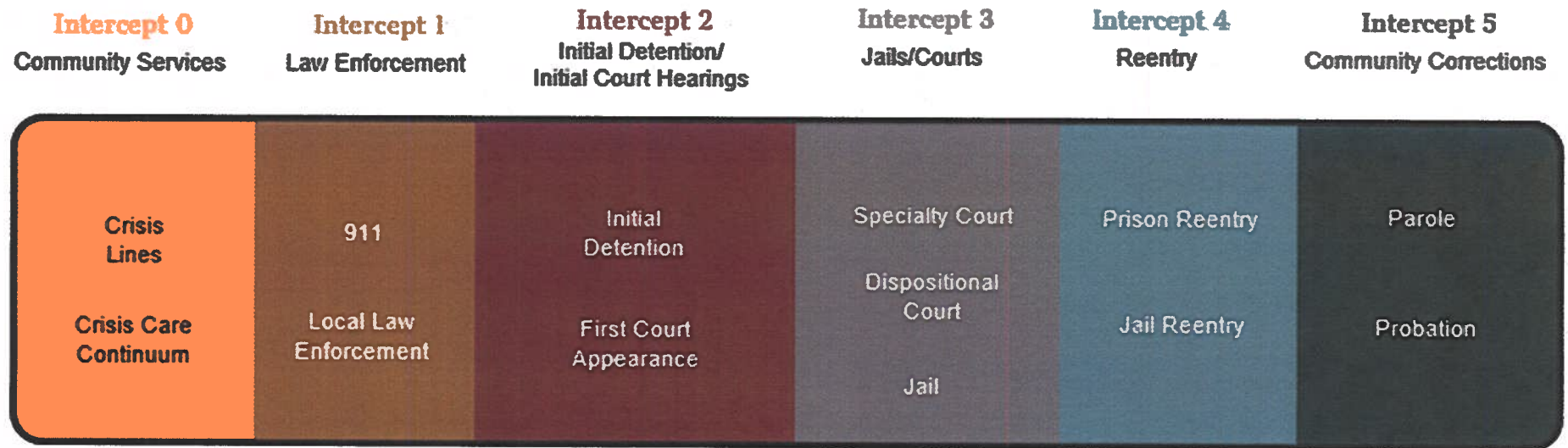


What are the most pressing gaps in services and programs for the justice-involved population?

Housing

Next Action: Convene an Advisory Group

Opportunities for Alternatives to Incarceration



Examples of key services today:

- PERT
- Crisis Stabilization Units
- Mobile Crisis Response Teams
- Central Sobering Center/PLEADS, Oceanside Sobering Center
- Homeless outreach and services

- Pretrial services
- District Attorney Community Justice Initiative
- PC 1000

- Collaborative Courts
- Defense Transition Unit/ SAUU Connections


- BHS Treatment systems
- Community Care Coordination
- Interim Housing

- Sheriff's Reentry programs
- Probation Reentry programs

CONTINUUM OF CARE STRATEGIC DOMAINS



LIVE WELL
SAN DIEGO



**CRISIS AND
DIVERSIONARY
SERVICES**



**RESIDENTIAL
AND LONG-
TERM CARE**



**BH HUBS
AND CARE
COORDINATION**

REGIONALLY DISTRIBUTED SERVICES



REGIONALLY DISTRIBUTED SERVICES



LIVE WELL
SAN DIEGO

Specialized Drop-off Programs Serving Individuals Under the Influence

- Sobering Services – serves inebriated individuals dropped off by agencies, offering a safe space, resources, and connection to treatment.
- Prosecution and Law Enforcement Assisted Diversion Services (PLEADS) – same site and services as Sobering Services program for those also under influence of a substance.

Services for Safety

Short-Term Proposals (Year 1 - FY 2022-2023)

- Enhance capabilities to serve higher acuity individuals in sobering services in central San Diego
- Continue to explore community-based Crisis Stabilization Units with further integration of substance use stabilization and care transition services
- Convene an Advisory Group

Misdemeanor Bookings

Field Arrests, Selected Code Sections

	2017-2019 average	2021
Standalone Drug Use & Possession Charges	bookings	bookings
	5,052	1,194
	individuals	individuals
	3,927	904
	length of stay	length of stay
	66% less than 24 hours	86% less than 24 hours
Standalone Public Conduct Charges (trespassing, disturbing the peace, and disorderly conduct/drugs & alcohol)	bookings	bookings
	7,155	3,914
	individuals	individuals
	5,166	2,914
	length of stay	length of stay
	87% less than 24 hours	94% less than 24 hours

Services for Safety

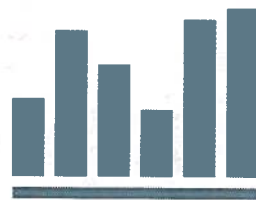
Mid-Term Proposals

- Develop regional sobering services, possibly co-located with crisis stabilization services – beginning in the East County
- Continue to explore community-based Crisis Stabilization Units with further integration of substance use stabilization and care transition services
- Explore the possibility of pre-booking reviews and referrals to non-jail programs and services
- Develop data integration capabilities between the jail system and HHSA

Next Steps



Preliminary Report
to the Board from
the contractor in
March 2022

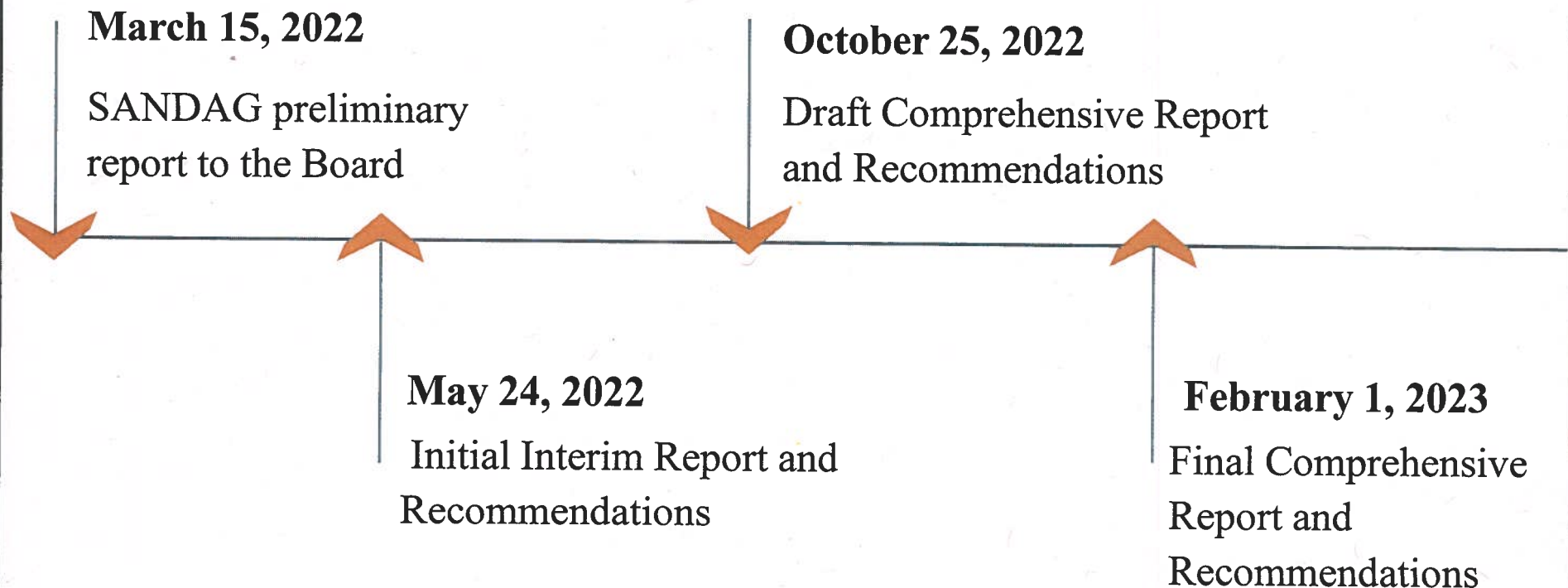


Collect and
analyze data



Gather
stakeholder
input

Future Returns to the Board



Holly Porter

Deputy Chief Administrative Officer
Public Safety Group

Item 11

February 8, 2022

Dr. Luke Bergmann

Director, Behavioral Health Services
Health and Human Services Agency

Alternatives to Incarceration

**Preliminary Report and Recommendations
on Data-Driven Approaches to Public Safety**