

**CLERK OF THE BOARD OF SUPERVISORS
EXHIBIT/DOCUMENT LOG**

MEETING DATE & AGENDA NO. 04/26/2022 #33

STAFF DOCUMENTS (Numerical)

No.	Presented by:	Description:
1	Staff	24 Page Powerpoint
2		
3		
4		

PUBLIC DOCUMENTS (Alphabetical)

No.	Presented by:	Description:
A	N/A	
B		
C		
D		
E		
F		
G		



ITEM 33: RECEIVE AN UPDATE ON AFFORDABLE HOUSING ACCOMPLISHMENTS,
AUTHORIZE THE ALLOCATION OF AMERICAN RESCUE PLAN ACT FUNDS FOR
AFFORDABLE HOUSING, AND ADOPT A RESOLUTION OF THE SAN DIEGO COUNTY
BOARD OF SUPERVISORS PROVIDING AUTHORIZATION TO PARTICIPATE IN THE
FOURTH ROUND NOTICE OF FUNDING AVAILABILITY FOR THE NO PLACE LIKE HOME
PROGRAM ALTERNATIVE PROCESS ALLOCATION FUNDS

Nick Macchione, Agency Director, Health and Human Services Agency

David Estrella, Director, Housing and Community Development Services

Kelly Salmons, Chief, Agency Operations, Housing and Community Development Services

April 26, 2022



LIVE WELL
SAN DIEGO

FRAMEWORK FOR ENDING HOMELESSNESS



KEY DRIVERS

Person-Centered

Data

Collaboration

Sustainability

Equity

STRATEGIC DOMAINS

	ROOT CAUSE AND UPSTREAM PREVENTION	<ul style="list-style-type: none"> ■ Employment programs and income supports ■ Access to basic social services ■ Community empowerment activities
	DIVERSION AND MITIGATION	<ul style="list-style-type: none"> ■ Short-term rent and housing search assistance ■ Mediation and legal assistance ■ Creating alternatives to incarceration
	SERVICES, TREATMENT AND OUTREACH	<ul style="list-style-type: none"> ■ Street outreach and harm reduction ■ Clinical and social support services ■ Housing service coordination
	EMERGENCY/INTERIM HOUSING AND RESOURCES	<ul style="list-style-type: none"> ■ Assessment and coordination sites ■ Housing navigation and transitional housing ■ Housing vouchers
	PERMANENT HOUSING AND SUPPORT	<ul style="list-style-type: none"> ■ Affordable, subsidized housing ■ Ongoing physical and behavioral health support ■ Linkages to healthcare

AFFORDABLE HOUSING EFFORTS



SUMMARY



- 35,339 Estimated People Served
- 3,390 Affordable Housing Units
- 8 Excess County sites
- 44 Total Developments
- \$175 Million Invested



AFFORDABLE HOUSING EFFORTS



Upcoming Developments

- 21 Total Developments
- 1,601 Units
- \$63 Million
- 179 Project Based Vouchers



Developments Under Construction

- 13 Total Developments
- 954 Units
- \$85 Million



Completed Developments

- 10 Total Developments
- 835 Units
- \$27 Million
- 85 Project Based Vouchers





LIVE WELL
SAN DIEGO

UPCOMING DEVELOPMENTS

- Development: Union Tower
- Project Location: National City
- Total Units: 94 – New Construction
- Population Served: Low-income Families
- People Served: 207



UPCOMING DEVELOPMENTS



Development	Community	TOTAL Units	*People Housed
6 th Avenue	San Diego - Downtown	124	186
Aviara East	Carlsbad	70	154
Cedar & Kettner	San Diego – Downtown	64	96
COMM 22 Addition	San Diego – Southeastern	61	134
Former NEFRC	San Diego – College Area	TBD	TBD
Former NILWC	Escondido	TBD	TBD
Grantville	San Diego – Navajo	TBD	TBD
Greenbrier Village	Oceanside	60	90
Levant Street	San Diego – Linda Vista	126	189
Mariposa II Phase II	San Marcos	96	144
Messina (Mt. Etna)	San Diego - Clairemont	79	119

Development	Community	TOTAL Units	*People Housed
Modica (Mt. Etna)	San Diego- Clairemont	94	207
Paseo Norte	Ramona	100	150
Santa Fe Apartments	Vista	85	128
Santa Fe Senior Village	Vista	54	81
Shadow Hill	Santee	82	180
Southwest Village	San Diego – Lincoln Park	81	178
Taormina (Mt. Etna)	San Diego – Clairemont	136	299
Terrasini (Mt. Etna)	San Diego – Clairemont	95	143
The Iris	San Diego – San Ysidro	100	220
Union Tower	National City	94	207

*Estimated Number of People Housed at initial occupancy

UPCOMING DEVELOPMENTS



Development: Aviara East

Project Location: City of Carlsbad

Total Units: 70 – New Construction

Population Served: Low-Income Families

People Served: 154



Development: Cedar & Kettner


Project Location: City of San Diego

Total Units: 64 – New Construction

Population Served: Low-Income Seniors

People Served: 96

UPCOMING DEVELOPMENTS



Development: COMM 22 Addition

Project Location: City of San Diego

Total Units: 61 – New Construction

Population Served: Low-Income Families

People Served: 134



Development: Greenbrier Village

Project Location: City of Oceanside

Total Units: 60 – New Construction

Population Served: Persons Experiencing

Homelessness and Low-Income Families

People Served: 90

UPCOMING DEVELOPMENTS

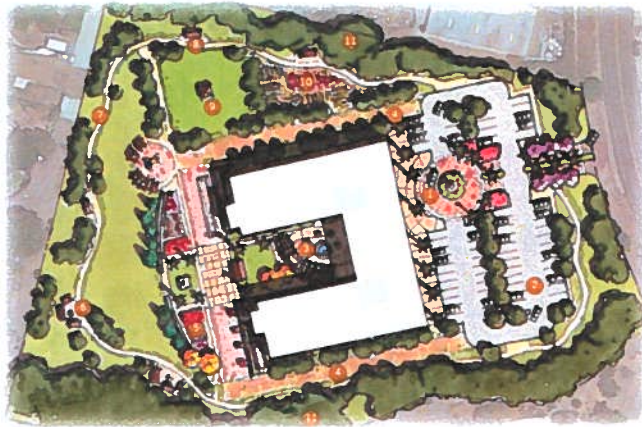


Development: Mariposa II Phase II
Project Location: City of San Marcos
Total Units: 96 – New Construction
Population Served: Low-Income Families
People Served: 144



Development: Paseo Norte
Project Location: Ramona
Total Units: 100 – New Construction
Population Served: Low-Income Seniors
People Served: 150

UPCOMING DEVELOPMENTS



Development: Santa Fe Apartments
Project Location: Vista Unincorporated County
Total Units: 85 – New Construction
Population Served: Seniors Experiencing Homelessness and Low-Income Seniors
People Served: 128



Development: Santa Fe Senior Village
Project Location: City of Vista
Total Units: 54 – New Construction
Population Served: Seniors Experiencing Homelessness, Low-Income Seniors, and Veterans
People Served: 81

UPCOMING DEVELOPMENTS



Development: Shadow Hill
Project Location: City of Santee
Total Units: 82 – Rehabilitation
Population Served: Low-Income Families and Persons with Disabilities
People Served: 180



Development: Southwest Village
Project Location: City of San Diego
Total Units: 81 – New Construction
Population Served: Low-Income Families and Persons Experiencing Homelessness
People Served: 178

UPCOMING DEVELOPMENTS



Development: Taormina

Project Location: City of San Diego

Total Units: 136 – New Construction

Population Served: Low-Income Families

People Served: 299



Development: The Iris

Project Location: City of San Diego

Total Units: 100 – New Construction

Population Served: Low-Income Families and Persons Experiencing Homelessness

People Served: 220

UPCOMING DEVELOPMENTS



1 – 50 Units

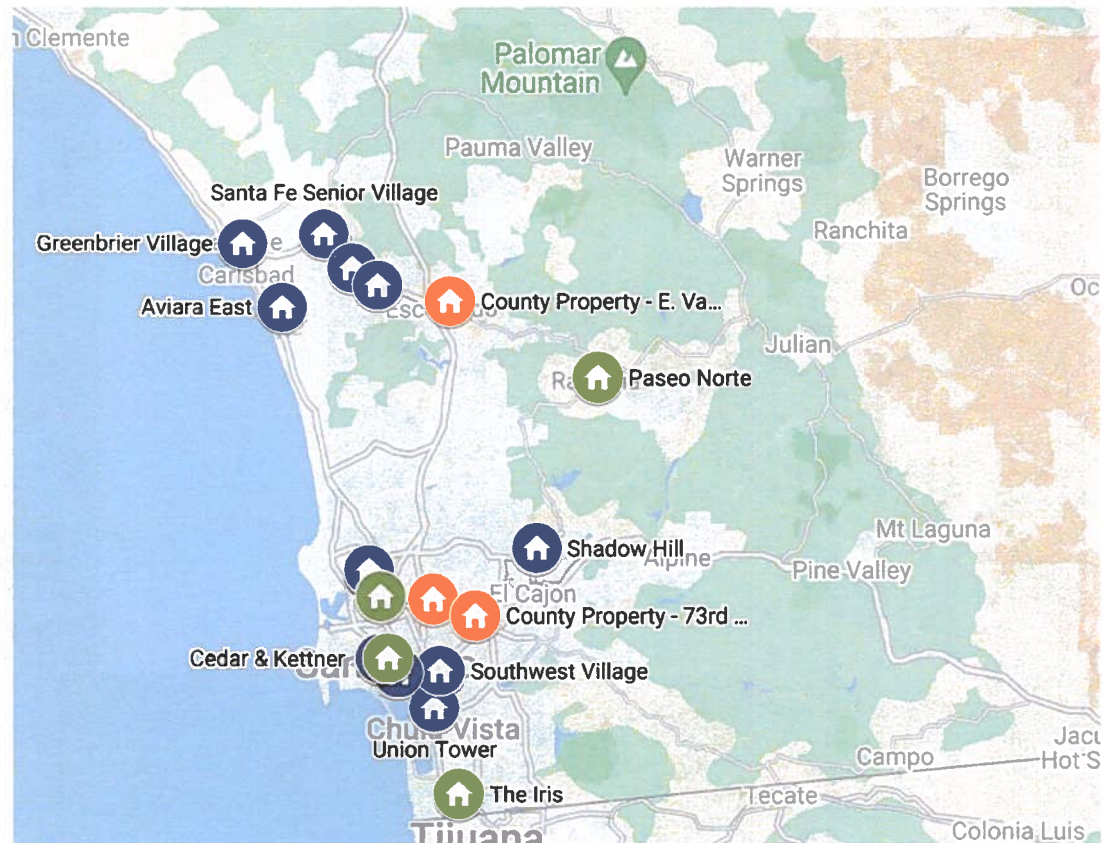


51 – 99 Units



100+ Units

- 21 Developments
- 1,601 Units
- 2,905 Estimated People Served





DEVELOPMENTS UNDER CONSTRUCTION

- Development: Almancer Apartments (Ulric Street)
- Project Location: City of San Diego
- Total Units: 96 – New Construction
- Population Served: Low-income Families and Veterans
- People Served: 211



DEVELOPMENTS UNDER CONSTRUCTION



Development: Jamboree Permanent Supportive Apartments

Project Location: City of San Diego

Total Units: 65 – New Construction

Population Served: Homeless and Chronically Homeless

People Served: 143



Development: Casa Anita

Project Location: City of Chula Vista

Total Units: 96 – New Construction

Population Served: Low-Income Families and Persons Experiencing Homelessness

People Served: 211

DEVELOPMENTS UNDER CONSTRUCTION



Development: Valencia Pointe
Project Location: City of San Diego
Total Units: 102 – New Construction
Population Served: Low-Income Families
People Served: 224



Development: Mid-City Apartments
Project Location: City of San Diego
Total Units: 78 – New Construction
Population Served: Low-Income Families
People Served: 172



Development: Paseo Artist Village
Project Location: City of Vista
Total Units: 60 – New Construction
Population Served: Low-Income Families
People Served: 132

DEVELOPMENTS UNDER CONSTRUCTION



1 – 50 Units

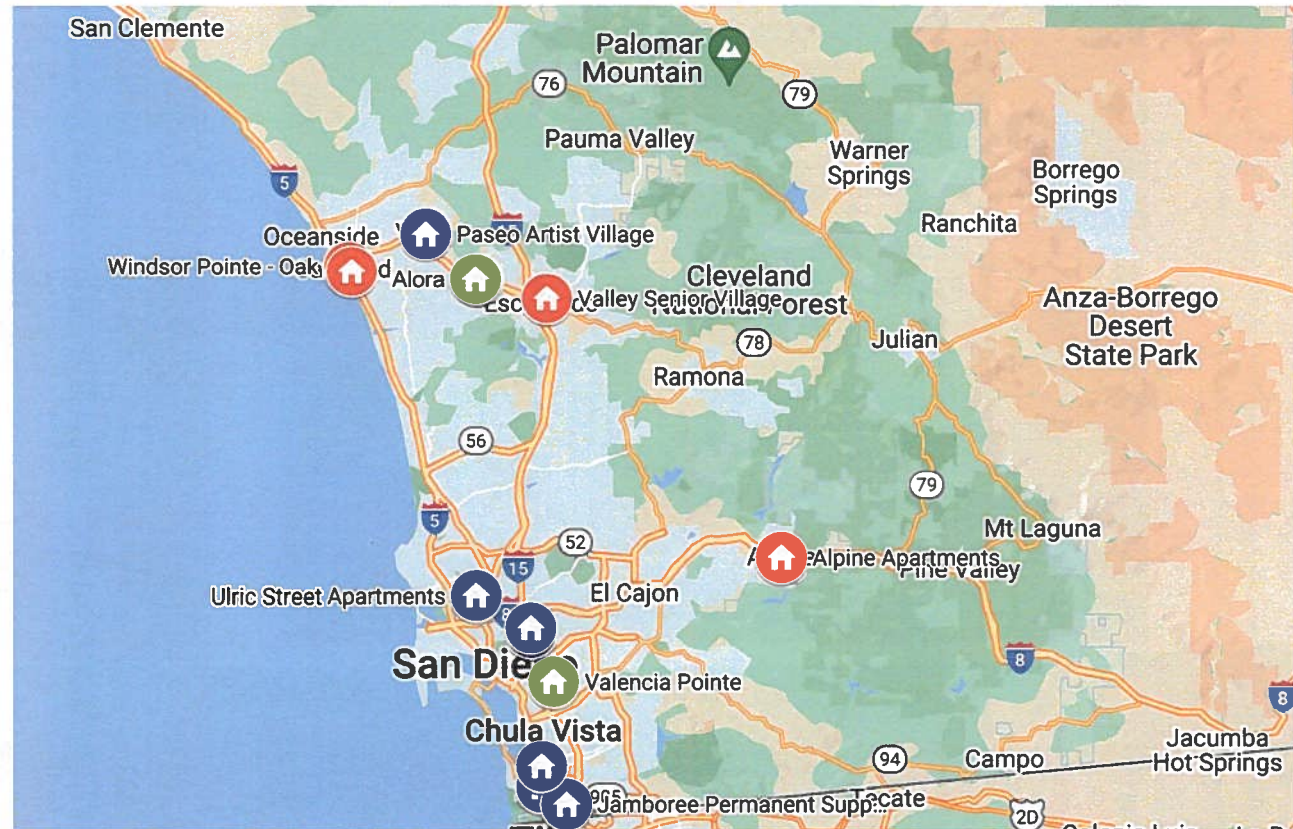


51 – 99 Units



100+ Units

- 13 Developments
- 954 Units
- 2,012 Estimated People Served





COMPLETED DEVELOPMENTS

- Development: St. Teresa of Calcutta
- Project Location: City of San Diego
- Total Units: 326 – New Construction
- Population Served: Low-income individuals and families, homeless individuals with a serious mental illness
- People Served: 717



COMPLETED DEVELOPMENTS



Development: Apollo
Project Location: Poway
Total Units: 44 – New Construction
Population Served: Low-income seniors and veterans
People Served: 66



Development: Genesis Apartments
Project Location: El Cajon
Total Units: 9 – Rehabilitation
Population Served: Homeless senior veterans
People Served: 14

COMPLETED DEVELOPMENTS



1 – 50 Units

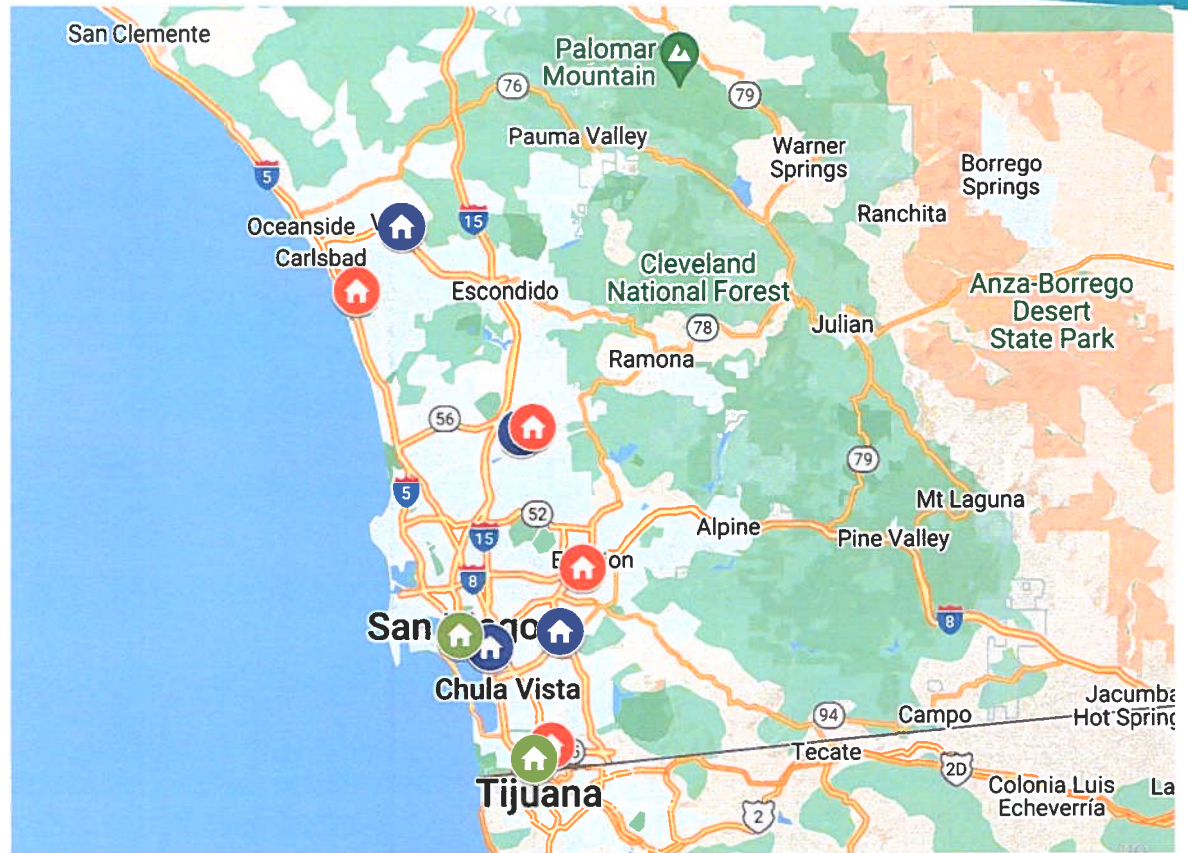


51 – 99 Units



100+ Units

- 10 Developments
- 835 Units
- 1,743 Estimated People Served



RECOMMENDATIONS



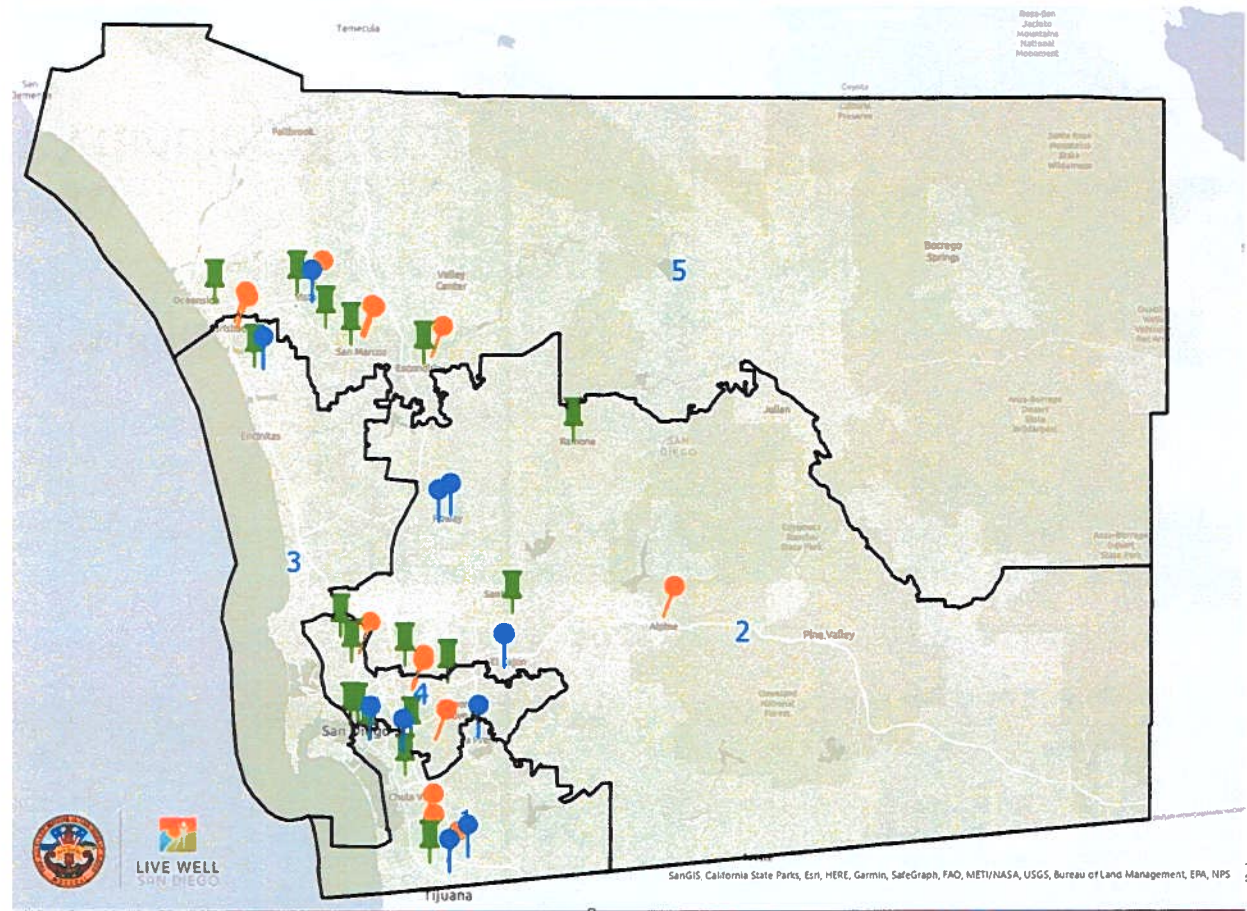
1. Waive CEQA
2. Receive an Update
3. Adopt a Resolution
4. Approve the use of \$12 million in ARPA funding
5. Authorize Participation to allocate NPLH and ARPA funding
6. Authorize competitive solicitations for NPLH and ARPA funding



REGIONAL IMPACT



-  Upcoming Development
-  Development Under Construction
-  Completed Development




AFFORDABLE HOUSING ACCOMPLISHMENTS



Accomplishments



- \$175 Million Invested
- 24 Communities
- 3,390 Affordable Housing Units
- 44 Developments
- 35,339 Estimated People Served
- 4,400+ Jobs Created
- \$1 Billion Leveraged Funding





ITEM 33: RECEIVE AN UPDATE ON AFFORDABLE HOUSING ACCOMPLISHMENTS,
AUTHORIZE THE ALLOCATION OF AMERICAN RESCUE PLAN ACT FUNDS FOR
AFFORDABLE HOUSING, AND ADOPT A RESOLUTION OF THE SAN DIEGO COUNTY
BOARD OF SUPERVISORS PROVIDING AUTHORIZATION TO PARTICIPATE IN THE
FOURTH ROUND NOTICE OF FUNDING AVAILABILITY FOR THE NO PLACE LIKE HOME
PROGRAM ALTERNATIVE PROCESS ALLOCATION FUNDS

Nick Macchione, Agency Director, Health and Human Services Agency
David Estrella, Director, Housing and Community Development Services
Kelly Salmons, Chief, Agency Operations, Housing and Community Development Services

April 26, 2022

