



COSD CLERK OF THE BOARD  
2026 MAY 15 PM12:23

**AUDITOR AND CONTROLLER**

5500 OVERLAND AVE, SUITE 470, SAN DIEGO, CA 92123-1202  
(858) 694-2176 FAX: (858) 694-2296

**TRACY DRAGER**  
AUDITOR AND CONTROLLER

**JULIE BJERKE**  
ASSISTANT AUDITOR AND  
CONTROLLER

May 15, 2026

TO: Andrew Potter  
Clerk of the Board of Supervisors

FROM: Tracy Drager  
Auditor and Controller

**REQUIRED REPORT FILINGS**

Pursuant to the referenced statutory requirements, please file the following reports with the Board of Supervisors:


1. Periodic Financial Report for April 2026 - San Diego County Code of Administrative Ordinances - Section 91.5. This report consists of the Schedule of Balance Sheet and Cash Totals by Fund and the Schedule of Revenues and Expenditures by Fund and Organizational Unit.
2. Report of Accounts Receivable Discharged for April 2026 – Section 69 of the Administrative Code, included in the April 2026 Periodic Financial Report.

If you have any questions, please contact Julie Bjerke, Assistant Auditor & Controller, at (858) 694-2216 (Office) or (858) 226-0733 (Cell).

**TRACY DRAGER**  
Auditor and Controller

FAR:JB:am

Attachments  
c: Julie Bjerke, Assistant Auditor & Controller



# COUNTY OF SAN DIEGO

## PERIODIC FINANCIAL REPORT APRIL, 2026

Prepared By:  
Auditor and Controller



**REPORTS ATTACHED IN ORDER OF PRESENTATION:**

- 1 SCHEDULE OF BALANCE SHEET AND CASH TOTALS BY FUND PURSUANT TO SAN DIEGO COUNTY CODE OF ADMINISTRATIVE ORDINANCES - SECTION 91.5
- 2 SCHEDULE OF REVENUES AND EXPENDITURES BY FUND AND ORGANIZATIONAL UNIT PURSUANT TO SAN DIEGO COUNTY CODE OF ADMINISTRATIVE ORDINANCES - SECTION 91.5
- 3 REPORT OF ACCOUNTS RECEIVABLE DISCHARGED FOR APRIL 2026 PURSUANT TO SECTION 69 OF THE ADMINISTRATIVE CODE

PERIODIC FINANCIAL STATEMENT - SCHEDULE OF BALANCE SHEET AND CASH TOTALS BY FUND - GL040

Date 05-MAY-2026 15:26:29

COSD  
Current Period APR-26

Currency USD  
No specific FUND requested

| FUND                                  | ASSETS           | LIABILITIES      | FUND BALANCE   | CASH             |
|---------------------------------------|------------------|------------------|----------------|------------------|
| 10100 GENERAL FUND                    | 2,234,236,860.45 | 1,723,492,661.33 | 510,744,199.12 | 1,116,208,368.30 |
| 11100 ROAD FUND                       | 252,554,842.78   | 2,546,263.32     | 250,008,579.46 | 246,829,613.66   |
| 12020 CSHAF GILLESPIE HOUSING         | 4,510,343.20     | 1,067,284.71     | 3,443,058.49   | 548,256.39       |
| 12022 CSHAF USDRIP HOUSING            | 1,558,660.94     | 356,668.05       | 1,201,992.89   | 52,169.98        |
| 12150 S D COUNTY LIGHT MAINT DIST 1   | 6,200,516.59     |                  | 6,200,516.59   | 6,147,107.86     |
| 12200 COUNTY LIBRARY                  | 13,668,188.22    | 174,017.33       | 13,494,150.89  | 13,527,983.40    |
| 12250 SHERF ASSET FORFEIT PRGM        | 4,017,815.88     |                  | 4,017,815.88   | 3,983,077.66     |
| 12251 SHERF ASSET FORFEIT US TREASURY | 4,876,738.11     |                  | 4,876,738.11   | 4,835,887.04     |
| 12252 SHERF ASSET FORFEIT STATE       | 4,775,446.31     |                  | 4,775,446.31   | 4,735,142.15     |
| 12300 DA ASSET FORFEIT FEDERAL        | 3,910,061.96     | 3,904.82         | 3,906,157.14   | 3,876,597.59     |
| 12325 DA ASSET FORFEIT US TREASURY    | 289,737.56       |                  | 289,737.56     | 287,255.46       |
| 12350 DA ASSET FORFEIT STATE          | 1,135,639.12     |                  | 1,135,639.12   | 1,125,582.19     |
| 12450 PROB ASSET FORFEIT PROG         | 568,783.51       | 15,471.14        | 553,312.37     | 209,624.49       |
| 12451 PROB ASSET FORFEIT US TREASURY  | 549.23           |                  | 549.23         | 544.52           |
| 12452 PROB ASSET FORFEIT STATE        | 15,299.65        |                  | 15,299.65      | 15,168.58        |
| 12500 SHERIFFS INCARC PPLS WELFARE    | 12,047,338.74    | 1,099.11         | 12,046,239.63  | 11,642,193.72    |
| 12550 WARD WELFARE FUND               | 932,401.88       |                  | 932,401.88     | 914,380.30       |
| 12555 PUB SAFETY PROP 172 SP REV      | 26,344,090.41    |                  | 26,344,090.41  | 26,344,090.41    |
| 12580 TOBACCO SECURITIZATION SR       | 257,454,849.71   |                  | 257,454,849.71 | 10,635,818.54    |
| 12600 SW ENVIRONMENTAL TRUST          | 35,935,133.01    |                  | 35,935,133.01  | 35,562,286.41    |
| 12650 INACTIVE WASTE SITE MGMT        | 7,799,983.89     | 3,940.20         | 7,796,043.69   | 7,799,983.89     |
| 12675 WASTE PLANNING AND RECYCLING    | 12,077,751.17    | 218,699.50       | 11,859,051.67  | 11,976,526.61    |
| 12700 HILLSBOROUGH LINDFL MAINT       | 59.49            |                  | 59.49          | 58.98            |
| 12750 DUCK POND LANDFILL CLEANUP      | 344,658.53       |                  | 344,658.53     | 341,705.95       |
| 12760 IHS PUBLIC AUTHORITY SPRE       | 6,653,175.46     | 8,734.27         | 6,644,441.19   | 6,581,817.30     |
| 12810 CATV PEG FUND                   | 9,993,597.82     |                  | 9,993,597.82   | 9,993,597.82     |
| 13004 PLD AREA 4 LINCOLN ACRES        | 15,995.99        |                  | 15,995.99      | 15,858.96        |
| 13015 PLD AREA 15 SWEETWATER          | 310.83           |                  | 310.83         | 308.17           |
| 13016 PLD AREA 16 OTAY                | 454.81           |                  | 454.81         | 450.92           |
| 13019 PLD AREA 19 JAMUL               | 4,924.23         |                  | 4,924.23       | 4,882.06         |
| 13020 PLD AREA 20 SPRING VALLEY       | 11,929.63        |                  | 11,929.63      | 11,827.43        |
| 13025 PLD AREA 25 LAKESIDE            | 2,567,423.84     |                  | 2,567,423.84   | 2,545,429.60     |
| 13026 PLD AREA 26 CREST               | 186,473.48       |                  | 186,473.48     | 184,876.03       |
| 13027 PLD AREA 27 ALPINE              | 435,709.45       |                  | 435,709.45     | 431,976.88       |
| 13028 PLD AREA 28 RAMONA              | 520,272.32       |                  | 520,272.32     | 515,792.80       |
| 13029 PLD AREA 29 ESCONDIDO           | 970,171.10       |                  | 970,171.10     | 961,859.97       |
| 13030 PLD AREA 30 SAN MARCOS          | 1,060,881.73     |                  | 1,060,881.73   | 1,051,793.52     |
| 13031 PLD AREA 31 SAN DIEGUITO        | 5,628,198.03     |                  | 5,628,198.03   | 5,579,983.17     |
| 13032 PLD AREA 32 CARLSBAD            | 49,533.39        |                  | 49,533.39      | 49,109.05        |
| 13035 PLD AREA 35 FALLBROOK           | 57,059.65        |                  | 57,059.65      | 56,570.84        |
| 13036 PLD AREA 36 BONSAI              | 153,480.46       |                  | 153,480.46     | 152,165.64       |
| 13037 PLD AREA 37 VISTA               | 998,805.68       |                  | 998,805.68     | 990,249.26       |
| 13038 PLD AREA 38 VALLEY CENTER       | 80,632.78        |                  | 80,632.78      | 79,934.02        |
| 13039 PLD AREA 39 PALMA VALLEY        | 617,269.34       |                  | 617,269.34     | 611,981.41       |
| 13040 PLD AREA 40 PALOMAR JULIAN      | 277,987.95       |                  | 277,987.95     | 275,333.41       |
| 13041 PLD AREA 41 MTN EMPIRE          | 184,324.64       |                  | 184,324.64     | 182,745.59       |

PERIODIC FINANCIAL STATEMENT - SCHEDULE OF BALANCE SHEET AND CASH TOTALS BY FUND - GL040

Date 05-MAY-2026 15 26 29

COSD

Current Period APR-26

Currency USD  
No specific FUND requested

| FUND                                   | ASSETS       | LIABILITIES | FUND BALANCE | CASH         |
|----------------------------------------|--------------|-------------|--------------|--------------|
| 13042 PLD AREA 42 ANZA BORREGO         | 115,039.69   |             | 115,039.69   | 114,054.19   |
| 13043 PLD AREA 43 CENTRAL MTN          | 27,423.07    |             | 27,423.07    | 27,188.14    |
| 13044 PLD AREA 44 OCEANSIDE            | 4,789.81     |             | 4,789.81     | 4,748.78     |
| 13045 PLD AREA 45 VALLE DE ORO         | 20,112.57    |             | 20,112.57    | 19,940.27    |
| 13049 PLD ADMINISTRATIVE FEE           | 386,449.04   |             | 386,449.04   | 383,007.00   |
| 13050 PLD ALPINE IMPRV IMPACT FEE      | 1,234,595.37 |             | 1,234,595.37 | 1,224,106.27 |
| 13052 PLD BONSAI IMPRV IMPACT FEE      | 721,496.09   |             | 721,496.09   | 715,468.85   |
| 13053 PLD CENTRL MTN IMPRV IMPACT FEE  | 318,300.79   |             | 318,300.79   | 315,772.46   |
| 13054 PLD COUNTY ISL IMPRV IMPACT FEE  | 1,413,759.54 |             | 1,413,759.54 | 1,405,744.78 |
| 13055 PLD CRESTDEHESA IMPV IMPACT FEE  | 550,917.88   |             | 550,917.88   | 546,271.68   |
| 13056 PLD DESERT IMPRV IMPACT FEE      | 114,517.98   |             | 114,517.98   | 113,536.59   |
| 13057 PLD FALLBROOK IMPRV IMPACT FEE   | 1,475,026.12 |             | 1,475,026.12 | 1,456,243.92 |
| 13058 PLD JAMUL IMPRV IMPACT FEE       | 747,656.72   |             | 747,656.72   | 741,251.76   |
| 13059 PLD JULIAN IMPRV IMPACT FEE      | 250,390.03   |             | 250,390.03   | 248,253.05   |
| 13060 PLD LAKESIDE IMPRV IMPACT FEE    | 1,687,279.87 |             | 1,687,279.87 | 1,673,295.82 |
| 13061 PLD MTN EMPIRE IMPRV IMPACT FEE  | 378,519.68   |             | 378,519.68   | 375,405.26   |
| 13062 PLD NC METRO IMPRV IMPACT FEE    | 3,498,557.87 |             | 3,498,557.87 | 3,469,313.48 |
| 13063 PLD N MTN IMPRV IMPACT FEE       | 102,113.72   |             | 102,113.72   | 101,298.88   |
| 13065 PLD PALA PMA IMPRV IMPACT FEE    | 151,288.45   |             | 151,288.45   | 149,991.64   |
| 13066 PLD PENDLETON IMPRV IMPACT FEE   | 129,215.23   |             | 129,215.23   | 128,108.29   |
| 13067 PLD RAINBOW IMPRV IMPACT FEE     | 69,087.91    |             | 69,087.91    | 68,496.01    |
| 13068 PLD RAMONA IMPRV IMPACT FEE      | 1,868,410.73 |             | 1,868,410.73 | 1,852,900.21 |
| 13069 PLD SAN DGTO IMPRV IMPACT FEE    | 976,214.01   |             | 976,214.01   | 968,153.44   |
| 13070 PLD SPRING VY IMPRV IMPACT FEE   | 512,978.92   |             | 512,978.92   | 508,904.08   |
| 13071 PLD SWEETWATR IMPRV IMPACT FEE   | 228,189.91   |             | 228,189.91   | 226,273.36   |
| 13072 PLD VALLE DE ORO IMPV IMPACT FEE | 955,476.46   |             | 955,476.46   | 947,546.10   |
| 13073 PLD VALLEY CTR IMPRV IMPACT FEE  | 2,488,412.18 |             | 2,488,412.18 | 2,467,385.32 |
| 13080 PLD ALPINE LAND ACQ IMPACT FEE   | 108,048.69   |             | 108,048.69   | 107,129.72   |
| 13082 PLD BONSAI LAND ACQ IMPACT FEE   | 161,771.42   |             | 161,771.42   | 160,409.81   |
| 13083 PLD CENTRL MTN LND ACQ IMP FEE   | 51,514.42    |             | 51,514.42    | 51,102.11    |
| 13084 PLD COUNTY ISL LND ACQ IMP FEE   | 271,375.63   |             | 271,375.63   | 269,812.74   |
| 13085 PLD CRESTDEHESA LD ACQ IMP FEE   | 74,212.10    |             | 74,212.10    | 73,585.07    |
| 13086 PLD DESERT LAND ACQ IMPACT FEE   | 1,649.05     |             | 1,649.05     | 1,634.91     |
| 13087 PLD FALLBROOK LND ACQ IMP FEE    | 288,358.34   |             | 288,358.34   | 285,253.29   |
| 13088 PLD JAMUL LAND ACQ IMPACT FEE    | 83,924.59    |             | 83,924.59    | 83,205.63    |
| 13089 PLD JULIAN LAND ACQ IMPACT FEE   | 9,744.87     |             | 9,744.87     | 9,661.68     |
| 13090 PLD LAKESIDE LND ACQ IMPACT FEE  | 183,617.41   |             | 183,617.41   | 182,082.33   |
| 13091 PLD MTN EMPIRE LND ACQ IMP FEE   | 5,266.52     |             | 5,266.52     | 5,223.02     |
| 13092 PLD NC METRO LND ACQ IMPACT FEE  | 411,003.11   |             | 411,003.11   | 407,561.70   |
| 13093 PLD N MTN LAND ACQ IMPACT FEE    | 3,923.94     |             | 3,923.94     | 3,892.46     |
| 13095 PLD PALA PMA LND ACQ IMPACT FEE  | 9,635.63     |             | 9,635.63     | 9,553.04     |
| 13096 PLD PENDLETON LND ACQ IMP FEE    | 3,714.35     |             | 3,714.35     | 3,682.53     |
| 13097 PLD RAINBOW LAND ACQ IMPACT FEE  | 1,785.69     |             | 1,785.69     | 1,770.39     |
| 13098 PLD RAMONA LAND ACQ IMPACT FEE   | 169,789.03   |             | 169,789.03   | 168,370.85   |
| 13099 PLD SAN DGTO LND ACQ IMPACT FEE  | 948,380.25   |             | 948,380.25   | 940,396.73   |
| 13100 PLD SPRING VY LND ACQ IMPACT FEE | 511,320.90   |             | 511,320.50   | 507,002.72   |

PERIODIC FINANCIAL STATEMENT - SCHEDULE OF BALANCE SHEET AND CASH TOTALS BY FUND - GL040

Date 05-MAY-2026 15 26 29

COSD  
Current Period APR-26

Currency USD  
No specific FUND requested

| FUND                                 | ASSETS     | LIABILITIES | FUND BALANCE | CASH       |
|--------------------------------------|------------|-------------|--------------|------------|
| 13101 PLD SWEETWATR LND ACQ IMPT FEE | 121,859.41 |             | 121,859.41   | 120,825.55 |
| 13102 PLD VALLE DE ORO LD ACQ IM FEE | 185,232.50 |             | 185,232.50   | 183,684.92 |
| 13103 PLD VALLEY CTR LND ACQ IMP FEE | 84,443.07  |             | 84,443.07    | 83,744.21  |
| 13112 PLD BONSALE IN LIEU FEE        | 148,559.16 |             | 148,559.16   | 147,286.51 |
| 13117 PLD FALLBROOK IN LIEU FEE      | 2,348.96   |             | 2,348.96     | 2,328.84   |
| 13120 PLD LAKESIDE IN LIEU FEE       | 51,876.84  |             | 51,876.84    | 51,432.42  |
| 13122 PLD NC METRO IN LIEU FEE       | 60,065.12  |             | 60,065.12    | 59,558.70  |
| 13128 PLD RAMONA IN LIEU FEE         | 38,226.12  |             | 38,226.12    | 37,898.24  |
| 13129 PLD SANDGTO IN LIEU FEE        | 120,103.80 |             | 120,103.80   | 119,074.91 |
| 13130 PLD SPRING VY IN LIEU FEE      | 52,178.25  |             | 52,178.25    | 51,731.25  |
| 13131 PLD SWEETWATR IN LIEU FEE      | 1,031.91   |             | 1,031.91     | 1,023.07   |
| 13132 PLD VALLE DE ORO IN LIEU FEE   | 47,873.55  |             | 47,873.55    | 47,463.44  |
| 13133 PLD VALLEY CTR IN LIEU FEE     | 126,293.81 |             | 126,293.81   | 125,211.89 |
| 14005 PRD 6 PAUMA VALLEY             | 238,304.73 |             | 238,304.73   | 236,443.36 |
| 14010 PRD 8 MAGEE ROAD PALA          | 132,930.08 |             | 132,930.08   | 131,900.70 |
| 14015 PRD 9 SANTA FE ZONE B          | 231,846.65 |             | 231,846.65   | 229,820.71 |
| 14020 PRD 10 DAVIS DRIVE             | 55,360.88  |             | 55,360.88    | 54,910.61  |
| 14025 PRD 11 BERNARDO ROAD ZN A      | 125,948.92 |             | 125,948.92   | 124,927.56 |
| 14030 PRD 11 BERNARDO ROAD ZN C      | 11,005.77  |             | 11,005.77    | 10,913.28  |
| 14035 PRD 11 BERNARDO ROAD ZN D      | 8,019.06   |             | 8,019.06     | 7,983.05   |
| 14040 PRD 12 LOMAIR                  | 178,498.85 |             | 178,498.85   | 177,042.27 |
| 14045 PRD 13 PALA MESA ZONE A        | 174,996.38 |             | 174,996.38   | 173,458.05 |
| 14050 PRD 13 STEWART CANYON ZN B     | 107,416.03 |             | 107,416.03   | 106,580.85 |
| 14060 PRD 16 WYNOLA                  | 188,368.95 |             | 188,368.95   | 186,831.60 |
| 14065 CSA 17 SAN DIEGUITO AMBUL      | 3,817.07   | 3,776.07    | 41.00        | 3,817.07   |
| 14070 PRD 18 HARRISON PARK           | 130,626.16 |             | 130,626.16   | 129,667.45 |
| 14080 PRD 20 DAILY ROAD              | 301,114.92 |             | 301,114.92   | 298,687.45 |
| 14085 PRD 21 PAUMA HEIGHTS           | 281,000.30 |             | 281,000.30   | 278,780.43 |
| 14090 PRD 22 WEST DOUGHERTY ST       | 4,715.84   |             | 4,715.84     | 4,677.01   |
| 14095 PRD 23 ROCK TERRACE ROAD       | 26,814.70  |             | 26,814.70    | 26,601.36  |
| 14100 PRD 24 MT WHITNEY ROAD         | 114,741.39 |             | 114,741.39   | 113,787.33 |
| 14105 CSA 26 RANCHO SAN DIEGO        | 191,813.56 |             | 191,813.56   | 184,161.09 |
| 14110 CSA 26 COTTONWOOD VILLG ZN A   | 476,653.86 |             | 476,653.86   | 473,529.88 |
| 14115 CSA 26 MONTE VISTA ZN B        | 181,310.93 |             | 181,310.93   | 180,056.35 |
| 14118 CSA 26 SD LANDSCAPE MAINT ZN 1 | 205,215.45 |             | 205,215.45   | 204,037.72 |
| 14119 LMD ZONE 2 JULIAN              | 70,038.71  |             | 70,038.71    | 67,421.92  |
| 14120 PRD 30 ROYAL OAKS CARROLL      | 55,066.20  |             | 55,066.20    | 54,605.95  |
| 14125 PRD 38 GAY RIO TERRACE         | 93,581.44  |             | 93,581.44    | 92,808.86  |
| 14135 PRD 45 RINCON SPRINGS RD       | 39,375.77  |             | 39,375.77    | 39,020.65  |
| 14140 PRD 46 ROCOSO ROAD             | 292,637.79 |             | 292,637.79   | 290,263.43 |
| 14145 PRD 49 SUNSET KNOLLS ROAD      | 74,471.38  |             | 74,471.38    | 73,846.26  |
| 14150 PRD 50 KNOLL PARK LANE         | 77,690.56  |             | 77,690.56    | 77,052.19  |
| 14155 PRD 53 KNOLL PARK              | 244,040.41 |             | 244,040.41   | 242,018.13 |
| 14180 PRD 54 MT HELIX                | 156,606.07 |             | 156,606.07   | 155,307.64 |
| 14165 PRD 55 RAINBOW CREST RD        | 447,154.96 |             | 447,154.96   | 443,514.66 |
| 14170 PRD 60 RIVER DRIVE             | 151,382.18 |             | 151,382.18   | 150,156.01 |

PERIODIC FINANCIAL STATEMENT - SCHEDULE OF BALANCE SHEET AND CASH TOTALS BY FUND - GL040

Date 05-MAY-2026 15:26:29

COSD

Current Period APR-26

Currency: USD  
No specific FUND requested

| FUND                                   | ASSETS        | LIABILITIES | FUND BALANCE  | CASH          |
|----------------------------------------|---------------|-------------|---------------|---------------|
| 14175 PRD 61 GREEN MEADOW WAY          | 153,655.12    |             | 153,655.12    | 152,386.71    |
| 14180 PRD 63 HILLVIEW ROAD             | 329,831.51    |             | 329,831.51    | 327,175.16    |
| 14190 CSA 69 HEARTLAND PARAMEDIC       | 2,864.33      | 2,864.33    |               | 2,864.33      |
| 14195 PRD 70 EL CAMINO CORTO           | 38,267.79     | 22,706.49   | 15,561.30     | 37,960.01     |
| 14200 PRD 75 GAY RIO DR ZONE A         | 148,124.44    |             | 148,124.44    | 146,935.48    |
| 14205 PRD 75 GAY RIO DR ZONE B         | 97,809.38     |             | 97,809.38     | 97,077.00     |
| 14220 PRD 76 KINGSFORD COURT           | 67,868.78     |             | 67,868.78     | 67,327.01     |
| 14225 PRD 77 MONTIEL TRUCK TRAIL       | 265,220.15    |             | 265,220.15    | 263,030.06    |
| 14230 PRD 78 GARDENA WAY               | 92,272.51     |             | 92,272.51     | 91,526.28     |
| 14235 PRD 80 HARRIS TRUCK TRAIL        | 127,361.42    |             | 127,361.42    | 126,328.21    |
| 14240 CSA 81 FALLBROOK LOCAL PK        | 900,829.32    |             | 900,829.32    | 893,772.87    |
| 14245 CSA 83 SAN DIEGUITO LOC PK       | 3,649,017.92  |             | 3,649,017.92  | 3,597,731.70  |
| 14246 CSA 83A ZONE A4S RANCH PRK 95155 | 535,417.97    | 60.00       | 535,357.97    | 508,834.65    |
| 14255 PRD 88 EAST FIFTH ST             | 57,410.02     |             | 57,410.02     | 56,935.98     |
| 14265 PRD 90 SOUTH CORDOBA             | 78,209.22     |             | 78,209.22     | 77,568.15     |
| 14270 PRD 94 ROBLE GRANDE ROAD         | 352,803.44    |             | 352,803.44    | 349,934.04    |
| 14275 PRD 95 VALLE DEL SOL             | 495,141.05    |             | 495,141.05    | 492,012.81    |
| 14280 PRD 99 ALLONDRA DEL CORVO        | 145,750.83    |             | 145,750.83    | 144,571.91    |
| 14285 PRD 100 VIEJAS LANE VIEW         | 3,259.14      |             | 3,259.14      | 3,259.14      |
| 14290 PRD 101 JOHNSON LAKE RD          | 152,336.04    |             | 152,336.04    | 151,074.84    |
| 14295 PRD 101 HI RIDGE RD ZONE A       | 272,940.44    | 60,000.00   | 212,940.44    | 211,227.69    |
| 14300 PRD 102 MT MEADOW                | 168,950.38    |             | 168,950.38    | 167,676.15    |
| 14315 PRD 103 ALTO DRIVE               | 203,982.82    |             | 203,982.82    | 202,279.93    |
| 14320 PRD 104 ARTESIAN RD              | 296,143.78    |             | 296,143.78    | 294,111.45    |
| 14330 PRD 105 ALTA LOMA DR             | 198,620.81    | 34,900.00   | 163,820.81    | 162,361.33    |
| 14335 PRD 105 ALTA LOMA DR ZN A        | 171,709.79    | 19,500.00   | 152,209.79    | 150,888.90    |
| 14340 PRD 106 GARRISON WAY ET AL       | 135,941.55    |             | 135,941.55    | 134,946.28    |
| 14410 PRD 117 LEGEND ROCK              | 312,623.13    |             | 312,623.13    | 310,408.22    |
| 14440 CSA 122 OTAY MESA EAST           | 8,242.87      |             | 8,242.87      | 8,172.25      |
| 14445 PRD 123 MIZPAH LANE              | 75,726.37     |             | 75,726.37     | 75,093.32     |
| 14455 PRD 125 WRIGHTWOOD ROAD          | 43,279.81     |             | 43,279.81     | 42,927.10     |
| 14460 PRD 126 SANDHURST WAY            | 17,349.89     |             | 17,349.89     | 17,200.19     |
| 14465 PRD 127 SINGING TRAILS DR        | 66,002.52     | 25,200.00   | 40,802.52     | 40,510.80     |
| 14470 CSA 128 SAN MIGUEL PARK          | 1,309,422.91  |             | 1,309,422.91  | 1,279,439.80  |
| 14480 PRD 130 WILKES ROAD              | 119,020.61    |             | 119,020.61    | 118,083.35    |
| 14500 PRD 133 RANCH CREEK ROAD         | 291,826.82    |             | 291,826.82    | 289,509.51    |
| 14505 PRD 134 KENORA LANE              | 51,107.11     |             | 51,107.11     | 50,715.29     |
| 14610 SDCFPD FIRE MITIGATION           | 10,201,300.63 |             | 10,201,300.63 | 10,116,929.08 |
| 14611 SD COUNTY FIRE PROTECTION DIST   | 15,658,692.15 | 5,895.44    | 15,652,796.71 | 15,438,204.20 |
| 14612 SDCFPD MT LAGUNA                 | 52,714.36     |             | 52,714.36     | 52,305.19     |
| 14613 SDCFPD PALOMAR                   | 86,178.93     |             | 86,178.93     | 85,669.47     |
| 14614 SDCFPD DESCANSO                  | 189,529.49    |             | 189,529.49    | 188,114.03    |
| 14615 SDCFPD DULZURA                   | 11,587.25     |             | 11,587.25     | 11,530.83     |
| 14616 SDCFPD TECATE                    | 8,877.66      |             | 8,877.66      | 8,826.32      |
| 14617 SDCFPD POTRERO                   | 14,748.73     |             | 14,748.73     | 14,674.45     |
| 14618 SDCFPD JACUMBA                   | 18,927.97     |             | 18,927.97     | 18,812.77     |

PERIODIC FINANCIAL STATEMENT - SCHEDULE OF BALANCE SHEET AND CASH TOTALS BY FUND - GL040

Date 05-MAY-2026 15:26:29

COSD

Current Period APR-26

Currency USD  
No specific FUND requested

| FUND                                     | ASSETS        | LIABILITIES   | FUND BALANCE  | CASH          |
|------------------------------------------|---------------|---------------|---------------|---------------|
| 14619 SDCFPD RURAL WEST                  | 455,333.86    |               | 455,333.86    | 452,847.93    |
| 14620 SDCFPD YUIMA                       | 299,669.24    |               | 299,669.24    | 297,271.29    |
| 14621 SDCFPD JULIAN                      | 133,906.11    |               | 133,906.11    | 133,100.89    |
| 14622 SDCFPD RAMONA                      | 2,447,470.95  |               | 2,447,470.95  | 2,437,412.85  |
| 14624 SDCFPD BORREGO                     | 723,510.62    |               | 723,510.62    | 718,081.70    |
| 14625 SDCFPD RAMONA EDU DELINQUENT       | 1,381,110.50  |               | 1,381,110.50  | 1,369,279.00  |
| 14810 CSA 135 DEL MAR 800MHZ ZONE B      | 58,046.08     |               | 58,046.08     | 57,633.34     |
| 14830 CSA 135 POWAY 800 MHZ ZONE F       | 146,236.02    |               | 146,236.02    | 145,502.08    |
| 14840 CSA 135 SOLANA BCH 800MHZ ZN H     | 39,857.12     |               | 39,857.12     | 39,640.40     |
| 14850 CSA 135 BARR SPRNG FPD 800 ZN K    | 20,807.14     |               | 20,807.14     | 20,614.11     |
| 14900 CSA 136 SUNDANCE DET BASIN         | 232,838.98    |               | 232,838.98    | 230,902.51    |
| 14907 CSA 138 VALLEY CENTER PARK         | 358,067.09    |               | 358,067.09    | 355,748.19    |
| 14995 COUNTY SERVICE AREA 17             | 10,418,551.53 | 588,089.67    | 9,830,461.86  | 10,345,198.21 |
| 14996 COUNTY SERVICE AREA 69             | 614,018.31    | 16,327.23     | 597,691.08    | 231,242.84    |
| 14997 SDCFPD AMBULANCE SERVICE AREA      | 3,070,216.62  | 523,741.12    | 2,546,475.50  | 2,324,433.45  |
| 15000 SD CO FLOOD CONTROL DIST           | 24,070,504.16 | 175,019.73    | 23,895,484.43 | 23,874,925.32 |
| 15226 BLACKWOLF MAINT ZN340781           | 139,069.39    |               | 139,069.39    | 137,915.41    |
| 15227 LAKE RANCHO VIEJO MAINT ZN 4-4249- | 283,683.24    |               | 283,683.24    | 281,665.23    |
| 15228 PONDEROSA ESTATES MAINT ZN 3-5142- | 135,188.26    |               | 135,188.26    | 134,069.37    |
| 15250 HCV ADMIN FEE RESERVE              | 8,602,590.70  | 3,234,382.67  | 5,368,208.03  | 7,075.66      |
| 15255 SDCHA RES REHAB                    | 2,211,891.11  | (92,665.45)   | 2,304,556.56  | 4.29          |
| 15260 PUBLIC HOUSING CIAP                | 0.57          |               | 0.57          |               |
| 15265 PH MELROSE HUD                     | 96,662.73     | 5,800.00      | 90,862.73     | 0.20          |
| 15280 PH TOWNCENTER HUD                  | (11,452.27)   | 6,201.09      | (17,653.36)   | (1.09)        |
| 15295 MODERATE REHAB PROJ 3 HAP          | 214,682.82    |               | 214,682.82    |               |
| 15305 HA VOUCHER PROG PROJECTS           | 7,675,469.05  | 1,413,749.60  | 6,261,719.45  |               |
| 15308 HCV FAMILY SELF SUFFICIENCY        | 873,252.69    | 873,252.69    |               |               |
| 15315 PH L ST HUD                        | 91,444.87     | 54,787.00     | 36,657.87     | 0.91          |
| 15320 HOUS ASST MOD REHAB PRJ 4          | 1,067,245.05  | 217,925.42    | 849,319.63    |               |
| 15325 PH DOROTHY HUD                     | 183,902.19    | 8,335.40      | 175,566.79    |               |
| 15330 HA BUSINESS ACTIVITIES             | 2,180,192.58  | (62,446.87)   | 2,242,639.45  |               |
| 15335 PH FIREBIRD FMHA                   | 389,604.82    | 393,200.37    | 496,404.45    |               |
| 15345 HOUS AUTH FACILITY FUND            | 91,094.92     |               | 91,094.92     |               |
| 15352 REDEV RENTAL SUBSIDY PROGRAM       | 3,403.41      | 2,634.81      | 768.60        |               |
| 15354 HA SANTEE SUCCESS HOUSING AGCY     | 21,859,873.97 | 21,734,737.99 | 125,135.98    | 0.07          |
| 15355 HA REAL ESTATE RESERVE             | 2,052,641.50  |               | 2,052,641.50  | 0.03          |
| 15370 MAINSTREAM VOUCHER                 | 776,610.18    | 9,487.00      | 767,123.18    | 0.11          |
| 15451 OTHER SERVICES - HARMONY GROVE FUN | 1,878,784.87  |               | 1,878,784.87  | 1,864,165.21  |
| 15452 FLOOD CONTROL - HARMONY GROVE FUND | 676,239.87    |               | 676,239.87    | 670,836.79    |
| 15453 FIRE PROTECTION - HARMONY GROVE FU | 433,309.25    |               | 433,309.25    | 431,533.54    |
| 15454 IMPROVEMENT - HARMONY GROVE FUND   | 5,286.38      |               | 5,286.38      | 0.09          |
| 15464 HORSE CRK RDG CFD 13-01 INTERIM MA | 661,043.58    | 571,556.40    | 89,487.18     | 655,386.21    |
| 15465 HORSE CRK RDG CFD 13-01 A-SPECIAL  | 2,176,579.84  |               | 2,176,579.84  | 2,159,533.51  |
| 15466 HORSE CRK RDG FCD CFD 13-01 B-SPEC | 1,686,695.46  |               | 1,686,695.46  | 1,673,336.84  |
| 15467 HORSE CRK RDG FIRE CFD 13-01 C-SPE | 430,180.74    |               | 430,180.74    | 427,316.83    |
| 15468 MEADOWOOD PRK CFD 19-01 A-SPECIAL  | 1,095,825.78  |               | 1,095,825.78  | 1,088,300.92  |

PERIODIC FINANCIAL STATEMENT - SCHEDULE OF BALANCE SHEET AND CASH TOTALS BY FUND - GL040

Date 05-MAY-2026 15:26:29

COSD

Current Period APR-26

Currency USD  
No specific FUND requested

| FUND                                      | ASSETS         | LIABILITIES    | FUND BALANCE    | CASH         |
|-------------------------------------------|----------------|----------------|-----------------|--------------|
| 15469 MEADOWWOOD FCD CFD 19-01 B-SPECIAL  | 915,868 19     |                | 915,868 19      | 909,437 09   |
| 15470 MEADOWWOOD FIRE CFD 19-01 C-SPECIAL | 504,299 94     |                | 504,299 94      | 501,038 08   |
| 15472 SWEETWTR PL MAINT CFD 19-02 SPECIAL | 490,720 33     |                | 490,720 33      | 486,983 03   |
| 15473 PARK CIR MAINT CFD 19-03 SPECIAL T  | 1,091,204 32   |                | 1,091,204 32    | 1,082,607 19 |
| 15474 SDCFPD CFD 04-01 SPECIAL TAX A      | 90,038 64      |                | 90,038 64       | 89,354 72    |
| 15475 SDCFPD CFD 04-01 SPECIAL TAX B      | 4,298 20       |                | 4,298 20        | 4,261 38     |
| 15476 SDCFPD EOM CFD 9-1 SPCL TX A        | 611,744 22     |                | 611,744 22      | 606,503 61   |
| 15477 SDCFPD EOM CFD 9-1 SPCL TX B        | 1,809,608 19   |                | 1,809,608 19    | 1,801,975 77 |
| 15478 PIPER OTAY CFD 22-01 TAX A          | 81,431 49      |                | 81,431 49       | 80,800 17    |
| 15479 PIPER OTAY CFD 22-01 TAX B          | 50,538 54      |                | 50,538 54       | 50,148 15    |
| 15480 SDCFPD BORREGO CFD 14-1 SPCL TX     | 303,008 09     |                | 303,008 09      | 300,503 90   |
| 15720 PRD 1003 ALAMO WAY                  | 806 65         |                | 806 65          | 799 74       |
| 15740 PRD 1005 EDEN VALLEY LANE           | 127,463 72     |                | 127,463 72      | 126,389 58   |
| 15765 PRD 1008 CANTER 97038               | 21,084 00      |                | 21,084 00       | 20,915 65    |
| 15774 PRD 1000 ZN1010 ALPINE HIGHLANDS 9  | 182,975 55     |                | 182,975 55      | 181,588 48   |
| 15775 PRD 1000 ZN1011 LA CUESTA 97040     | 123,477 04     |                | 123,477 04      | 122,430 85   |
| 15776 PRD 1000 ZN1012 MILLAR 97041        | 91,869 17      |                | 91,869 17       | 91,096 79    |
| 15777 PRD 1013 SINGING TRAILS             | 88,146 94      |                | 88,146 94       | 87,427 53    |
| 15778 PRD 1014 LAVENDER PT LANE           | 46,346 80      |                | 46,346 80       | 45,964 92    |
| 15779 PRD 1015 LANDAVO DRIVE ET AL        | 107,238 35     |                | 107,238 35      | 106,348 64   |
| 15780 PRD 1016 EL SERENO WAY              | 5,598 57       |                | 5,598 57        | 5,710 66     |
| 15781 PRD 1017 KALBAUGH-HALEY-TOUB ST     | 61,355 76      |                | 61,355 76       | 60,932 73    |
| 15850 SURVEY MONUMENT PRESRVATM           | 1,196,900 44   |                | 1,196,900 44    | 1,196,900 44 |
| 15890 SPECIAL AVIATION                    | 387 06         |                | 387 06          | 284 83       |
| 15910 COSD FISH AND GAME PROPAGATION      | 66,506 82      |                | 66,506 82       | 66,506 82    |
| 17050 CSAF REDEV OBLIG RET                | 387,485 02     |                | 387,485 02      | 383,376 90   |
| 21000 PENSION OBLIGATION BONDS            | 68,410,850 97  |                | (14,902,029 63) | 853,083 03   |
| 21633 SANCAL2020 ADMIN WATERFRONT REF     | 7,127 42       | 63,312,880 60  | 7,127 42        |              |
| 21634 SANCAL2020 DS WATERFRONT REF        | 22,911,843 74  | 22,911,843 74  |                 |              |
| 21635 SANCAL2020 INV ERNG WATERFRONT REF  | 5,301 83       |                | 5,301 83        | 0 20         |
| 21637 SANCAL2020 REV WATERFRONT REF       | 22,972 39      |                | 22,972 39       | 6 42         |
| 21638 SANCAL2020 ADMN CEDAR KTTNR REF     | 11,139 36      |                | 11,139 36       |              |
| 21639 SANCAL2020 DS CEDAR KTTNR REF       | 23,192,953 15  | 23,192,953 15  |                 |              |
| 21640 SANCAL2020 INV ERNG CEDAR KTTNR REF | 85,825 51      |                | 85,825 51       | 13,397 26    |
| 21651 SANCAL2021 YTC COPS BASE RENT       | 81,920 04      |                | 81,920 04       | 1,599 52     |
| 21652 SANCAL2021 YTC COPS DEBT SVC        | 83,321,500 00  | 83,321,500 00  |                 |              |
| 21653 SANCAL2021 YTC COPS ADMIN           | 5,168 82       |                | 5,168 82        |              |
| 21655 SANCAL2021 YTC COPS INV EARN        | 15,368 76      |                | 15,368 76       | 178 65       |
| 21656 SANCAL2021 YTC COPS EXC EARN        | 2,838 46       |                | 2,838 46        |              |
| 21659 SANCAL 2023 CPH LAB BASE RENT       | 1,653,799 78   |                | 1,653,799 78    |              |
| 21660 SANCAL 2023 CPH LAB DS FUND         | 301,269,000 00 | 301,269,000 00 |                 |              |
| 21661 SANCAL 2023 CPH LAB ADMIN FUND      | 13,401 95      |                | 13,401 95       |              |
| 21662 SANCAL 2023 CPH LAB CAP INT         | 4,350,759 36   |                | 4,350,759 36    |              |
| 21663 SANCAL 2023 CPH LAB INV EARN        | 0 35           |                | 0 35            |              |
| 21664 SANCAL 2023 CPH LAB EXS EARN        | 2,709,007 94   |                | 2,709,007 94    |              |
| 21666 SANCAL 2024 EDGEMOOR REF BASE RENT  | 30,259 00      |                | 30,259 00       |              |

PERIODIC FINANCIAL STATEMENT - SCHEDULE OF BALANCE SHEET AND CASH TOTALS BY FUND - GL040

Date 05-MAY-2026 15:26:29

COSD

Current Period APR-26

Currency USD  
No specific FUND requested

| FUND                                      | ASSETS         | LIABILITIES     | FUND BALANCE    | CASH           |
|-------------------------------------------|----------------|-----------------|-----------------|----------------|
| 21667 SANCAL 2024 EDGEWOOD REF DS FUND    | 28,101,875.00  | 28,101,875.00   |                 |                |
| 21668 SANCAL 2024 EDGEWOOD REF ADMIN      | 20,000.00      |                 | 20,000.00       |                |
| 21670 SANCAL 2024 EDGEWOOD REF INV EARN   | 84,322.48      |                 | 84,322.48       |                |
| 21672 SANCAL 2025 COC REF ADMIN           | 20,000.00      |                 | 20,000.00       |                |
| 21673 SANCAL 2025 COC REF BASE RENT       | 8,730.36       |                 | 8,730.36        |                |
| 21675 SANCAL 2025 COC REF DS FUND         | 68,926,300.00  | 68,926,300.00   |                 |                |
| 21677 SANCAL 2025 COC REF INV EARN        | 301,761.20     |                 | 301,761.20      | 10,001.63      |
| 21680 SANCAL 2026 MULTI COI FUND          | 37,150.31      |                 | 37,150.31       |                |
| 21681 SANCAL 2026 MULTI DEBT SERVICE      | 134,954,150.00 | 134,954,150.00  |                 |                |
| 21684 SANCAL 2026 MULTI MAJ MAINT         | 7,561,662.71   |                 | 7,561,662.71    |                |
| 21685 SANCAL 2026 MULTI CAP PROJECT       | 55,401,278.74  |                 | 55,401,278.74   |                |
| 22350 TOBACCO SECR TZN CORP S R           | 280,608,004.15 | 358,398,681.81  | (77,790,677.66) |                |
| 22351 TOBACCO COLLECTION AT S R           | 370,666,441.89 | (84,221,052.27) | 454,887,494.16  |                |
| 22370 06 TOBACCO SR DEBT SERV             | 213,653.89     | 1,833,527.16    | (1,619,873.27)  |                |
| 22382 2019 TOB CLASS 1 SR LIQ RESERVE     | 20,545,242.11  | 3,433,325.68    | 17,111,916.43   |                |
| 22383 2019 TOB CLASS 2 SR LIQ RESERVE     | 5,927,490.64   | 990,544.72      | 4,936,945.92    |                |
| 22384 2019 TOB TURBO REDEMPTION           | 28,626.62      | 125,204.42      | (96,577.80)     |                |
| 22390 2019 TOB COI FUND                   |                | 716.80          | (716.80)        |                |
| 22391 2019 TOB OPERATING                  |                | 36,980.99       | (36,980.99)     |                |
| 22392 2019 TOB OPERATING CONTINGENCY      | 12,355.65      | 10,074.84       | 2,280.81        |                |
| 23210 CSAF GF DEBT SERVICE                | 283,029.16     |                 | (2,325,911.03)  |                |
| 23211 CSAF GF INTEREST ACCT               | 2,415,362.54   | 2,415,362.54    |                 |                |
| 23212 CSAF GF PRINCIPAL ACCT              | 1,365,000.00   | 1,365,000.00    |                 |                |
| 23213 CSAF GF DEBT SER RESERVE            | 691,087.21     |                 | 691,087.21      |                |
| 23214 CSAF GF TURBO REDEMPTION FUND       | 4.75           |                 | 4.75            |                |
| 26000 CAPITAL OUTLAY FUND                 | 10,789,003.29  | 15,746,319.70   | (4,957,316.41)  | 8,657,048.30   |
| 26005 MAJOR MAINT CAPITAL OUTLAY FD       | 3,694,007.22   | 4,695,591.63    | (1,001,584.41)  | 3,694,007.22   |
| 26015 CAPITAL MSCP ACQUISITION FUND       | 990,030.99     | 1,000,000.00    | (9,969.01)      | 990,030.99     |
| 26025 COUNTY HEALTH COMPLEX               | 9,792,540.53   | 16,744,736.00   | (6,952,195.47)  | 8,813,451.86   |
| 26050 JUSTICE FACILITY CONST              | 3,881,204.94   | 4,512,488.75    | (631,283.81)    | 3,881,204.94   |
| 26075 LIBRARY PROJ CAPITAL OUTLAY FD      | 1,590,368.32   | 1,604,803.46    | (14,435.14)     | 991,145.61     |
| 26125 EDGEWOOD DEVELOPMENT                | 5,549,348.00   |                 | 5,549,348.00    | 915,875.49     |
| 28075 CSAF USDRIP                         | 594,467.75     | 588,780.00      | 5,687.75        | 5,642.59       |
| 28076 CSAF GF IMPROVEMENT                 | 388.67         |                 | 388.67          | 385.34         |
| 28078 CSAF GF SRF                         | 47,309.95      |                 | 47,309.95       | 47,234.66      |
| 28079 CSAF GF ADMIN                       | 761,604.87     | 760,738.88      | 865.99          | 817.03         |
| 28080 CSAF GILLESPIE HOUSING              | 357.78         |                 | 357.78          | 354.72         |
| 28081 CSAF USDRIP HOUSING                 | 399.14         |                 | 399.14          | 395.72         |
| 30050 AIRPORT ENTERPRISE                  | 142,664,613.06 | 111,494,331.66  | 31,170,281.40   | 30,230,097.69  |
| 30100 LIQUID WASTE ENTERPRISE             | 1,875,366.29   | 461,613.78      | 1,413,752.51    | 1,728,445.54   |
| 30425 CMWSMD-ZONE B (CAMPO HILLS WATER)   | 804,788.49     | 150,733.24      | 654,055.25      | 657,524.49     |
| 30427 CMWSMD-ZONE A (RANCHO DEL CAMPO WT) | 2,645,690.65   | 138,550.48      | 2,507,140.17    | 2,468,577.60   |
| 30428 LIVE OAK SPRNGS WTR SYS CSA137      | 6,108,449.59   | 2,934,128.39    | 3,174,321.20    | 3,148,288.08   |
| 31500 SAN DIEGO COUNTY SANITATION DISTRI  | 183,780,565.67 | 81,271,235.00   | 102,509,330.67  | 102,037,441.65 |
| 31550 SHF JAIL STORES COMMISSARY ENTERPR  | 1,214,527.60   | 144,719.88      | 1,069,807.72    | 920,498.19     |
| 35500 INFORMATION TECHNOLOGY ISF          | 25,568,428.90  | 30,040.34       | 25,538,388.56   | 25,563,230.96  |

PERIODIC FINANCIAL STATEMENT - SCHEDULE OF BALANCE SHEET AND CASH TOTALS BY FUND - GL040

Date 05-MAY-2026 15:26:29

COSD  
Current Period APR-26

Currency: USD  
No specific FUND requested

| FUND                                     | ASSETS         | LIABILITIES    | FUND BALANCE     | CASH           |
|------------------------------------------|----------------|----------------|------------------|----------------|
| 35525 DPMW EQUIP INTERNAL SERV           | 3,637,581.31   |                | 3,637,581.31     | 3,592,365.34   |
| 35550 DPMW ISF EQUIP ACQ ROAD FD         | 36,148,467.35  | 22,461,551.90  | 13,686,915.45    | 12,225,044.33  |
| 35575 DPMW ISF EQUIP ACQ INACTIVE WST GF | 2,540,764.75   | 252,695.48     | 2,288,069.27     | 2,283,034.33   |
| 35625 DPMW ISF EQUIP ACQ AIRPORT         | 2,232,200.17   | 759,399.70     | 1,472,800.47     | 1,466,333.54   |
| 35650 DPMW ISF EQUIP ACQ GEN FND         | 360,591.10     | 191,808.48     | 168,782.62       | 169,621.29     |
| 35675 DPMW ISF EQUIP ACQ LIQ WST         | 7,700,647.25   | 2,639,790.36   | 5,060,856.89     | 4,782,240.41   |
| 35900 PURCHASING ISF                     | 5,583,109.39   | 2,031,935.71   | 3,551,173.68     | 4,865,006.15   |
| 35925 PERMANENT RD DIV PRD ISF           | 500,000.00     |                | 500,000.00       | 360,500.00     |
| 36000 EMPLOYEE BENEFITS                  | 245,511,190.64 | 226,460,423.41 | 19,050,767.23    | 243,407,342.27 |
| 36025 INSURANCE ISF                      | 8,766,010.53   |                | 8,766,010.53     | 8,692,009.56   |
| 36050 PUBLIC LIABILITY INSURANCE         | 108,057,061.56 | 105,730,635.75 | 2,326,425.81     | 107,192,035.98 |
| 37000 FLEET SERVICES ISF OPER AND MAINT  | 5,897,628.83   | 440,861.26     | 5,456,767.57     | 5,824,446.15   |
| 37025 FLEET ISF EQUIP ACQ GENL           | 119,606,620.24 | 78,222,347.07  | 41,384,273.17    | 41,661,859.81  |
| 37050 FLEET ISF MAT SUPP INV             | 8,371,962.24   | 2,922,469.39   | 5,449,492.85     | 3,741,406.67   |
| 37075 FLEET ISF ACCIDENT REPAIR          | 2,578,329.95   |                | 2,578,329.95     | 2,556,114.70   |
| 37600 FACILITIES MGMT INT SVC FD         | 16,313,448.26  | 7,993,024.39   | 8,320,423.87     | 12,345,567.48  |
| 37650 MAJOR MAINTENANCE INT SVC FD       | 1,002,404.69   | 227,797.93     | 779,606.76       | 952,454.17     |
| 41000 EQUITIZED CASH                     | 222,321.00     | 199,484,208.53 | (199,261,887.53) | 178,216.26     |
| 41600 RET SAL BENEFITS AP CNTY           | 1,000,000.00   |                | 1,000,000.00     | 1,000,000.00   |
| 43500 NO CO CEMETERY ENDOWMENT CARE      | 4,354,216.07   |                | 4,354,216.07     | 4,317,510.13   |
| 43525 VALLEY CTR CEM PERP CARE           | 329,236.11     |                | 329,236.11       | 326,415.66     |
| 43575 RAMONA CEMTRY PERPET CARE          | 694,730.33     |                | 694,730.33       | 688,913.73     |
| 43585 VALLECITOS WATER DIST INVESTMENT   | 1,061,486.98   |                | 1,061,486.98     | 1,052,393.58   |
| 43590 RINCON DEL DIABLO MUNI WATER DIST  | 2,174,422.05   |                | 2,174,422.05     | 2,156,721.54   |
| 44000 NO COUNTY CEMETERY DIST            | 1,046,570.61   |                | 1,046,570.61     | 1,036,832.39   |
| 44001 NO CO CEMETERY ENDOWMENT INCOME    | 313,421.06     |                | 313,421.06       | 310,736.09     |
| 44005 NO CO CEMETERY CAP OUTLAY          | 1,780,574.32   | 5,218.61       | 1,775,355.71     | 1,764,614.38   |
| 44010 POMERADO CEMETERY DIST             | 2,618,137.38   |                | 2,618,137.38     | 2,597,757.21   |
| 44020 PMRDO CMTRY CAPTL OUTLAY           | 392,582.77     |                | 392,582.77       | 389,259.25     |
| 44025 RAMONA CEMETERY DIST               | 1,171,542.03   | 92.35          | 1,171,449.68     | 1,161,314.77   |
| 44030 VALLEY CNTR CEMETERY DIST          | 277,187.64     |                | 277,187.64       | 274,999.27     |
| 44035 VLY CNTR CEM CAPTL OUTLAY          | 4,337.12       |                | 4,337.12         | 4,299.96       |
| 44038 CITY OF OCEANSIDE INVESTMENT       | 145.23         |                | 145.23           | 143.99         |
| 44039 CITY OF VISTA SDCO INVESTMENT FD   | 1,869.10       |                | 1,869.10         | 1,047.83       |
| 44041 CITY CHULA VISTA 2014 REF COP RESE | 1,892,732.78   |                | 1,892,732.78     | 1,876,091.50   |
| 44042 CITY CHULA VISTA 2015 REF COP RESE | 2,247,424.20   |                | 2,247,424.20     | 2,227,869.43   |
| 44043 CITY CHULA VISTA 2016 REF COP RESE | 1,017,922.83   |                | 1,017,922.83     | 1,009,065.92   |
| 44046 CITY OF CHULA VISTA 2017A LEASE RE | 799,818.46     |                | 799,818.46       | 792,966.69     |
| 44047 CITY OF CHULA VISTA 2017B LEASE RE | 13,719.07      |                | 13,719.07        | 13,601.54      |
| 44048 MTS GENERAL INVESTMENT             | 88,860,896.69  |                | 88,860,896.69    | 87,829,175.55  |
| 44049 MTS SB 1 STA SGR                   | 8,877,801.56   |                | 8,877,801.56     | 8,813,740.57   |
| 44050 SOLANA BEACH DEBT SERVICE          | 192.55         |                | 192.55           | 190.90         |
| 44051 NCTD INVESTMENT FUND               | 40,966,208.33  |                | 40,966,208.33    | 40,615,291.14  |
| 44052 CITY OF CORONADO INVESTMENT        | 26,531,250.49  |                | 26,531,250.49    | 26,419,828.76  |
| 44054 SANDAG I-15 RESERVE                | 1,705,011.71   |                | 1,705,011.71     | 1,690,405.46   |
| 44058 TRANSNET EXTENSION INVESTMENT      | 118,816.53     |                | 118,816.53       | 117,790.70     |

PERIODIC FINANCIAL STATEMENT - SCHEDULE OF BALANCE SHEET AND CASH TOTALS BY FUND - GL040

Date 05-MAY-2026 15 26 29

COSD  
Current Period APR-26

Currency USD  
No specific FUND requested

| FUND                                      | ASSETS         | LIABILITIES   | FUND BALANCE   | CASH           |
|-------------------------------------------|----------------|---------------|----------------|----------------|
| 44059 ARJIS INVESTMENT                    | 6,539 66       |               | 6,539 66       | 6,483 64       |
| 44060 CITY ENCINITAS INVESTMENT           | 1,401,649 90   |               | 1,401,649 90   | 1,389,642 44   |
| 44063 SANTA FE IRRIGATION DIST INVESTMEN  | 112,283 71     |               | 112,283 71     | 111,321 82     |
| 44064 CANEBRAKE CO WATER DIST INVESTMENT  | 499 09         |               | 499 09         | 494 82         |
| 44067 VALLEY CENTER WATER DIST INVESTMENT | 2,828,664 31   |               | 2,828,664 31   | 2,804,432 11   |
| 44068 SDHC INVESTMENT POOL FUND           | 8,981,300 00   |               | 8,981,300 00   | 8,904,360 26   |
| 44076 CITY OF DELMAR INVESTMENT           | 118,379 76     |               | 118,379 76     | 117,368 46     |
| 44077 NATIONAL CITY INVESTMENT FUND       | 41,812,355 06  |               | 41,812,355 06  | 41,454,162 86  |
| 44084 MTS LCTOP 14-15                     | 28,531,218 57  |               | 28,531,218 57  | 28,301,841 02  |
| 44085 CITY CHULA VISTA INVESTMT           | 27,497 07      |               | 27,497 07      | 27,261 51      |
| 44090 009_01_CFD CHULA VISTA ELM CF DIST  | 4,999,104 37   |               | 4,999,104 37   | 4,966,529 77   |
| 44095 009_02_CFD CHULA VISTA ELM CF DIST  | 70 86          |               | 70 86          | 70 26          |
| 44100 009_03_CFD CHULA VISTA ELM CF DIST  | 1,710,227 66   |               | 1,710,227 66   | 1,695,805 40   |
| 44105 009_04_CFD CHULA VISTA ELM CF DIST  | 3,375,568 06   |               | 3,375,568 06   | 3,350,986 79   |
| 44110 009_05_CFD CHULA VISTA ELM CF DIST  | 1,003,321 38   |               | 1,003,321 38   | 994,725 94     |
| 44115 009_06_CFD CHULA VISTA ELM CF DIST  | 2,186,474 96   |               | 2,186,474 96   | 2,174,773 36   |
| 44119 009_21_CFD CHULA VISTA CFD 21       | 6,721,580 59   |               | 6,721,580 59   | 6,668,635 67   |
| 44120 009_10_CFD CHULA VISTA ELEM CFD 10  | 5,741,546 87   |               | 5,741,546 87   | 5,699,407 79   |
| 44121 009_17_CFD CHULA VISTA ELEM CFD 17  | 4,186,465 06   |               | 4,186,465 06   | 4,159,903 51   |
| 44122 009_18_CFD CHULA VISTA ELEM CFD 18  | 9,312,944 24   |               | 9,312,944 24   | 9,236,329 25   |
| 44123 009_19_CFD CHULA VISTA ELEM CFD 19  | 6,057,971 31   |               | 6,057,971 31   | 6,013,715 58   |
| 44124 009_20_CFD CHULA VISTA ELEM CFD 20  | 2,508,755 16   |               | 2,508,755 16   | 2,495,482 93   |
| 44125 009_11_CFD CHULA VISTA ELEM CFD 11  | 2,753,818 80   |               | 2,753,818 80   | 2,738,797 80   |
| 44126 009_12_CFD CHULA VISTA ELEM CFD 12  | 2,586,726 84   |               | 2,586,726 84   | 2,568,148 06   |
| 44127 009_13_CFD CHULA VISTA ELEM CFD 13  | 4,345,329 12   |               | 4,345,329 12   | 4,312,676 87   |
| 44128 009_14_CFD CHULA VISTA ELEM CFD 14  | 4,306,409 56   |               | 4,306,409 56   | 4,278,113 06   |
| 44129 009_15_CFD CHULA VISTA ELEM CFD 15  | 2,066,072 70   |               | 2,066,072 70   | 2,052,438 40   |
| 44130 046_01_CFD SWEETWATER HS CF DIST 1  | 41,396,632 79  |               | 41,396,632 79  | 41,098,243 43  |
| 44135 046_02_CFD SWEETWATER HS CF DIST 2  | 1,833,574 29   |               | 1,833,574 29   | 1,816,689 13   |
| 44140 046_03_CFD SWEETWATER HS CF DIST 3  | 11,760,774 90  |               | 11,760,774 90  | 11,652,792 34  |
| 44145 046_04_CFD SWEETWATER HS CF DIST 4  | 14,228,756 98  |               | 14,228,756 98  | 14,106,725 13  |
| 44149 046_14_CFD SWEETWATER HS CF DIST 1  | 14,884,844 80  |               | 14,884,844 80  | 14,765,926 46  |
| 44150 046_05_CFD SWEETWATER HS CF DIST 5  | 3,852,970 25   |               | 3,852,970 25   | 3,819,063 89   |
| 44151 046_15_CFD SWEETWATER HS CF DIST 1  | 7,528,722 38   |               | 7,528,722 38   | 7,466,275 37   |
| 44152 046_16_CFD SWEETWATER HS CF DIST 1  | 8,183,730 79   |               | 8,183,730 79   | 8,119,224 12   |
| 44153 046_17_CFD SWEETWATER HS CF DIST 1  | 17,123,029 14  |               | 17,123,029 14  | 16,977,904 11  |
| 44154 046_18_CFD SWEETWATER HS CF DIST 1  | 17,998,543 33  |               | 17,998,543 33  | 17,848,770 74  |
| 44155 046_19_CFD SWEETWATER HS CF DIST 1  | 1,657,984 86   |               | 1,657,984 86   | 1,645,542 84   |
| 44156 046_19_CFD SWEETWATER HS CF DIST 1  | 6,916,824 05   |               | 6,916,824 05   | 6,855,208 00   |
| 44157 046_20_CFD SWEETWATER HS CF DIST 2  | 9,237,974 48   |               | 9,237,974 48   | 9,165,249 26   |
| 44450 NO CO CEMETERY PRENEED FUND         | 4,455,584 93   |               | 4,455,584 93   | 4,417,486 19   |
| 44510 MTS - SB 125 FUNDS                  | 186,037,011 21 |               | 186,037,011 21 | 184,443,296 23 |
| 44565 SAFE FREEWAY CALL BOX               | 260,570 68     |               | 260,570 68     | 258,338 46     |
| 44568 SANDAG - SAFE PROGRAM               | 9,186,049 67   |               | 9,186,049 67   | 9,107,355 91   |
| 44581 FUTURE IMPROVEMENTS                 | 3,778,737 15   | 3,778,737 15  |                | 3,745,279 77   |
| 44583 TRANSPORTATION IMPACT FEE LUEG      | 22,038,921 14  | 22,038,921 14 |                | 21,840,888 92  |

PERIODIC FINANCIAL STATEMENT - SCHEDULE OF BALANCE SHEET AND CASH TOTALS BY FUND - GL040

Date 05-MAY-2026 15 26 29

COSD  
Current Period APR-26

Currency USD  
No specific FUND requested

| FUND                                     | ASSETS         | LIABILITIES    | FUND BALANCE   | CASH           |
|------------------------------------------|----------------|----------------|----------------|----------------|
| 44584 DRAINAGE FEE ORD 5586 NS LUEG      | 15,195,570.74  | 15,195,570.74  |                | 15,087,283.12  |
| 44586 DPW SUSPENSE FUND                  | 165,455.09     |                | 165,455.09     | 165,455.09     |
| 44587 RTCIP-RGLTRAN CNGSTN IMP PROG      | 25,231,538.05  | 25,231,538.05  |                | 25,017,593.31  |
| 44592 SDCSD MISCELLANEOUS TRUST FUND     | 2,000.00       | 2,000.00       |                | 2,000.00       |
| 44595 LOCAL AGENCY FORMATION AG          | 1,737,804.00   | 132,450.73     | 1,605,353.27   | 1,737,804.00   |
| 44600 COMMUNITY SERV AGCY TRUST          | 22,772,457.33  | 22,772,457.33  |                | 22,772,457.33  |
| 44601 VICTIMS EMERGENCY RELIEF FUND      | 33,486.61      |                | 33,486.61      |                |
| 44603 SDCRTC 2021 BONDS                  | 0.01           |                | 0.01           | 0.01           |
| 44605 LAW LIBRARY                        | 9,880,664.60   | 143,191.07     | 9,737,473.53   | 9,768,387.91   |
| 44625 SAN DIEGUITO RIVER VALLEY          | 1,854,075.19   | 1,138,666.00   | 715,409.19     | 795,852.53     |
| 44634 SDRVJPA COAST FUND                 | 160,092.43     | 4,152.75       | 155,939.68     | 160,092.43     |
| 44655 SAN DIEGUITO CAP PROJ              | 49,998,059.24  | 49,438,660.31  | 559,398.93     | 557,259.27     |
| 44656 SAN DIEGUITO RESERVE FUND          | 117,989.35     |                | 117,989.35     | 117,177.69     |
| 44660 SO CA INTRGOV TRN AND DEV          | 1,578,399.79   | 3,178.05       | 1,575,221.74   | 1,409,324.96   |
| 44670 SD GEOGRAPHIC INFO SANGIS          | 978,175.89     | 25,396.53      | 952,779.36     | 969,077.85     |
| 44679 SYCUAN FEE TO TRUST AGREEMENT      | 2,364,159.43   |                | 2,364,159.43   | 2,364,159.43   |
| 44680 INDIAN GAMING SDF- COUNTYWIDE      | 289,733.48     |                | 289,733.48     | 287,251.44     |
| 44731 JAMUL INDIAN VILLAGE AGREEMENT     | 1,791,419.10   |                | 1,791,419.10   | 1,791,419.10   |
| 45606 SB1407 SCFCF-ICNA ASSESSMENTS      | 86,688.00      |                | 86,688.00      | 86,688.00      |
| 45607 SB857 PARKING PENALTY SURCHARGE    | 57,792.18      |                | 57,792.18      | 57,792.18      |
| 45630 CAPITAL OUTLAY PROGRAM FUNDING     | 802,100.00     |                | 802,100.00     | 802,100.00     |
| 45660 RED AGY GILLES CAJVLV BD           | 395,875.00     |                | 395,875.00     | 395,875.00     |
| 45670 REDAGY GILLES CAJVLV BDINT         | 453,179.03     |                | 453,179.03     | 445,905.48     |
| 45680 PUB ADMIN GUARDIAN ESTATE          | 29,324,888.33  |                | 29,324,888.33  | 24,190,675.63  |
| 45690 COSD TRANS REPAYMENT ACCT WITH TRU | 210,552,995.01 | 208,215,150.39 | 1,337,844.62   |                |
| 45695 ST TRAN ASST SANDAG                | 215,407.30     |                | 215,407.30     | 204,566.14     |
| 45700 ST TRAN ASST MTDB                  | 517,734.35     |                | 517,734.35     | 488,226.64     |
| 45740 LOCAL TRANSPORTATION               | 40,543,106.97  |                | 40,543,106.97  | 40,237,505.43  |
| 46600 090_00 SUPERINTENDENT OF SCHOOLS   | 211,462.11     |                | 211,462.11     | 35,100.16      |
| 46609 DCSS POST SDU FUND                 | 800.00         |                | 800.00         | 800.00         |
| 46615 DA FRAUD HOLDING FUND              | 1,759,894.55   | 1,293.80       | 1,758,600.75   | 1,744,650.99   |
| 46618 DA PROP64 CONSUMER FRAUD           | 9,615.32       |                | 9,615.32       | 9,532.95       |
| 46618 PROP64 CONSUMER FRAUD-COUNTY       | 230,679,951.80 |                | 230,679,951.80 | 228,709,866.38 |
| 46625 VECTOR CONTROL DISTRICT            | 16,799,946.56  |                | 16,799,946.56  | 16,694,052.75  |
| 46630 PLU FIRE MITIGATION FEES           | 197,149.28     |                | 197,149.28     | 191,402.09     |
| 46631 PDS PACE MITIGATION CREDIT FEES    | 2,441,361.93   |                | 2,441,361.93   | 2,420,430.92   |
| 46632 ABANDONED VEHICLE ABATEMENT        | 1,887,890.83   |                | 1,887,890.83   | 1,871,667.59   |
| 46635 DAS IMPOUND ALTER DEPOSIT          | 24,848.00      | 120.00         | 24,728.00      | 24,848.00      |
| 46640 SPAY DEP FORFEITURE ACCT           | 1,700.00       | 120.00         | 1,580.00       | 1,700.00       |
| 46649 COM CORR PERF INCNTV FD-SD         | 7,457,872.26   |                | 7,457,872.26   | 7,400,475.15   |
| 46650 PROBATION                          | 10,205.55      |                | 10,205.55      | 9,155.55       |
| 46652 PRO SOCIAL SECURITY TRUST          | 61,678.41      | 311.55         | 61,366.86      | 61,156.52      |
| 46655 RECORDER                           | 892,358.33     | 6,305.60       | 886,052.73     | 892,358.33     |
| 46656 PRO SUSPENSE FUND                  | 1,770,078.46   |                | 1,770,078.46   | 1,770,078.46   |
| 46660 RECORDER SB21                      | 161,126.00     |                | 161,126.00     | 161,126.00     |
| 46665 SHERIFF DETENTION CASH             | 459,676.92     |                | 459,676.92     | 3,662.91       |

PERIODIC FINANCIAL STATEMENT - SCHEDULE OF BALANCE SHEET AND CASH TOTALS BY FUND - GL040

Date 05-MAY-2026 15 26 29

COSD  
Current Period APR-26

Currency USD  
No specific FUND requested

| FUND                                     | ASSETS        | LIABILITIES  | FUND BALANCE  | CASH          |
|------------------------------------------|---------------|--------------|---------------|---------------|
| 46670 TAX COLL TAX UNDERPYMT FD          | 1,989 91      |              | 1,989 91      | 1,989 91      |
| 46675 TREASURER                          | 2,347,715 09  |              | 2,347,715 09  | 2,347,715 09  |
| 46680 TAX SALES REFUNDABLE TRUST         | 5,932 70      |              | 5,932 70      | 5,932 70      |
| 46685 SECURED TAX                        | 19,239,137 36 | 4,686 38     | 19,234,450 98 | 19,239,137 36 |
| 46690 UNSECURED TAX MANUAL PAYT          | 555,232 35    | (58 78)      | 555,291 13    | 555,232 35    |
| 46695 PRIOR SECURED TAX TAX COL          | 874,464 46    |              | 874,464 46    | 874,464 46    |
| 46700 HHS ADULT REPRESENTATIVE PAYEE     | 1,302,359 72  |              | 1,302,359 72  | 849,821 77    |
| 46705 REPRESENTATIVE PAYEE SSA SSI       | 232,918 74    |              | 232,918 74    | 230,125 27    |
| 46710 SOC SERV OVERPAYMENT COLL          | 6,903,617 64  | 14,366 04    | 6,889,251 60  | 6,903,617 64  |
| 46711 SOC SERV CHILD SUPPORT COLL        | 24,257 36     |              | 24,257 36     | 24,257 36     |
| 46720 SHERIFFS CIVIL TRUST               | 2,376,080 58  | (2 00)       | 2,376,082 59  | 2,373,780 59  |
| 46725 LAFCO                              | 12,345 07     |              | 12,345 07     | 12,239 32     |
| 46726 LAFCO SPECIAL PROJECTS             | 19,026 11     |              | 19,026 11     | 18,863 12     |
| 46727 LAFCO JURISDICTIONAL PROJECTS      | 24,936 65     |              | 24,936 65     | 24,723 02     |
| 47025 CHILD DEVELOPMENT TRUST            | 133,219 41    | 57,176 07    | 76,043 34     | 132,152 57    |
| 47150 CONSTRUCTION & DEMO DEBRIS MGT     | 5,531,791 71  | 4,867,586 11 | 664,205 60    | 5,484,139 33  |
| 47280 PENALTY ASSESSMENT                 | 1,304,902 21  |              | 1,304,902 21  | 1,236,521 04  |
| 47285 CRIMINAL JUSTICE FAC CONSTRUCT     | 5,845,835 61  |              | 5,845,835 61  | 5,845,835 61  |
| 47290 COURTHOUSE CONSTRUCTION            | 181,993 42    |              | 181,993 42    | 181,993 42    |
| 47350 TRIAL COURT OPERATIONS FD          | 129,226 00    |              | 129,226 00    | 129,226 00    |
| 47500 ALPINE FPD                         | 334,470 63    |              | 334,470 63    | 328,175 13    |
| 47505 ALPINE FIRE MITIGATON FEE          | 130,473 82    |              | 130,473 82    | 129,536 22    |
| 47510 BONITA SUNNYSIDE FPD               | 4,227,899 80  |              | 4,227,899 80  | 4,200,177 37  |
| 47512 BONITA SUNNYSIDE OPEB LIABILITY FD | 365 99        |              | 365 99        | 362 86        |
| 47515 BONITA FPD CAPITAL OUTLAY          | 134 22        |              | 134 22        | 133 07        |
| 47520 BONITA FIRE MITIGATION FEE         | 235,575 11    |              | 235,575 11    | 235,286 59    |
| 47540 DEER SPRINGS FPD                   | 7,164,438 88  |              | 7,164,438 88  | 7,111,701 92  |
| 47545 DEER SPRINGS FPD CAP OTLY          | 6,678,948 64  |              | 6,678,948 64  | 6,619,623 25  |
| 47550 DEER SPR FIRE MITGATN FEE          | 119,724 84    |              | 119,724 84    | 118,761 44    |
| 47570 NORTH COUNTY FPD                   | 3,327,428 06  |              | 3,327,428 06  | 3,301,057 53  |
| 47572 NRTH CNTY FPD CAP RESERVE          | 1,334 29      |              | 1,334 29      | 1,323 14      |
| 47580 NORTH COUNTY FIRE MIT FEE          | 1,515,461 64  |              | 1,515,461 64  | 1,503,180 68  |
| 47610 LFPD-UNASSIGNED GENERAL FUND       | 2,105,763 07  |              | 2,105,763 07  | 2,075,600 75  |
| 47611 LFPD-ACCRUED LEAVE FUND            | 13,588 14     |              | 13,588 14     | 13,471 74     |
| 47615 LFPD CAPITAL RESERVE FUND          | 5,516 30      |              | 5,516 30      | 5,469 05      |
| 47616 LFPD SLEMSA AMBULANCE TRANSPORT    | 816,942 85    |              | 816,942 85    | 813,905 70    |
| 47617 LFPD SLEMSA                        | 262,474 16    |              | 262,474 16    | 257,642 16    |
| 47630 LFPD-OPEB RESERVE FUND             | 452 67        |              | 452 67        | 448 79        |
| 47632 LFPD SDG&E MIT FUND                | 2,529 53      |              | 2,529 53      | 2,507 86      |
| 47635 LFPD-MITIGATION FEE FUND           | 48,978 15     |              | 48,978 15     | 46,776 89     |
| 47640 LOWER SWEETWATER FPD               | 822,264 92    |              | 822,264 92    | 816,379 41    |
| 47650 RANCHO SANTA FE FPD                | 12,162,830 90 |              | 12,162,830 90 | 12,096,454 53 |
| 47660 RSFFPD CONTRACT ALS                | 233,047 55    |              | 233,047 55    | 231,051 11    |
| 47665 RHO SF FIRE MITIGATION FEE         | 3,064,499 26  |              | 3,064,499 26  | 3,039,920 03  |
| 47675 SN MARCOS FIRE MITGAT FEE          | 993 19        |              | 993 19        | 984 68        |
| 47690 SAN MIGUEL FPD                     | 18,907,321 81 |              | 18,907,321 81 | 18,801,396 88 |

PERIODIC FINANCIAL STATEMENT - SCHEDULE OF BALANCE SHEET AND CASH TOTALS BY FUND - GL040

Date 05-MAY-2026 15:26:29

COSD  
Current Period APR-26

Currency: USD  
No specific FUND requested

| FUND                                     | ASSETS           | LIABILITIES | FUND BALANCE     | CASH          |
|------------------------------------------|------------------|-------------|------------------|---------------|
| 47692 SAN MIGUEL FPD CFD 2022-1          | 23,135 04        |             | 23,135 04        | 22,946 06     |
| 47700 SAN MIGUEL FPD BUDGET STABILIZATIO | 100,346 32       |             | 100,346 32       | 99,488 11     |
| 47705 SAN MIGUEL CAPITAL RESERV          | 9,264 25         |             | 9,264 25         | 9,185 06      |
| 47710 SN MGL UNCOMPENSATO LEAVE          | 12,050 14        |             | 12,050 14        | 11,946 91     |
| 47715 SAN MIGUEL CAPITAL EQUIP           | 1,183,168 87     |             | 1,183,168 87     | 1,173,033 06  |
| 47720 SAN MIGUEL CAP FAC REPLCE          | 62,848 73        |             | 62,848 73        | 62,311 50     |
| 47725 SAN MIGUEL VEHICLE DEPREC          | 43,665 36        |             | 43,665 36        | 43,292 11     |
| 47730 SN MGL FPD CONTRACT SVC R          | 576,104 26       |             | 576,104 26       | 571,168 97    |
| 47735 SN MIGUEL FIRE MITGATN FE          | 417,221 83       |             | 417,221 83       | 414,631 85    |
| 47740 VISTA FPD                          | 2,036,858 97     |             | 2,036,858 97     | 2,029,166 95  |
| 47745 VISTA FIRE MITIGATION FEE          | 97,527 77        |             | 97,527 77        | 96,823 31     |
| 47750 BORREGO SPRINGS FPD                | 10,536 82        |             | 10,536 82        | 10,536 82     |
| 47751 BORREGO SPRINGS FPD PROP Z         | 658 77           |             | 658 77           | 658 77        |
| 47755 BORREGO SPV FPD CAP OTLAY          | 3,520 63         |             | 3,520 63         | 3,480 47      |
| 47760 BORREGO FIRE MITIGATN FEE          | 354 16           |             | 354 16           | 354 16        |
| 47850 VALLEY CENTER FPD                  | 2,898,865 41     |             | 2,898,865 41     | 2,802,797 53  |
| 47853 VALLEY CNTR FPD CFD 08-01          | 806,681 98       |             | 806,681 98       | 803,025 76    |
| 47855 VLY CTR FIRE MITIGATN FEE          | 358,138 58       |             | 358,138 58       | 355,227 72    |
| 47860 NO COUNTY DISPATCH JPA             | 8,506,304 72     |             | 8,506,304 72     | 8,425,505 07  |
| 48001 PALOMAR POMERADO HEALTH ELEC 2004  | 930 42           |             | 930 42           | 87 85         |
| 48005 GROSSMONT HEALTHCARE DISTRICT      | 1,970 92         |             | 1,970 92         | 1,970 92      |
| 48080 WHISP PALMS LANDSCP LTG            | 107 00           |             | 107 00           | 107 00        |
| 48200 INTEREST TREASURER                 | (122,095,864 97) |             | (122,095,864 97) | 15,543,512 09 |
| 48302 HEALTH SAVINGS ACCOUNT PROGRAM     | 53,973 60        |             | 53,973 60        | 53,973 60     |
| 48303 CO EMP HEALTH INSURANCE            | 12,162,142 90    |             | 12,162,142 90    | 12,162,142 90 |
| 48304 SELF FUNDED DENTAL PLAN            | 9,720,374 37     |             | 9,720,374 37     | 9,720,374 37  |
| 48305 BENEFIT INSURANCE CONTRACTS        | 7,633,496 32     |             | 7,633,496 32     | 7,633,496 32  |
| 48307 SELF FUNDED VISION PLAN            | 4,205,141 37     |             | 4,205,141 37     | 4,205,141 37  |
| 48327 PAYROLL EE WH TX FED CY 6 30       | 310,000 00       |             | 310,000 00       | 310,000 00    |
| 48351 PAYROLL EE ER OASDI CY END 6 30    | 299,000 00       |             | 299,000 00       | 299,000 00    |
| 48375 PAYROLL EE ER MEDI CY END 6 30     | 92,000 00        |             | 92,000 00        | 92,000 00     |
| 48381 PAYROLL EE ER MEDI CY END 12 31    | 84,138 48        |             | 84,138 48        | 84,138 48     |
| 48384 060_SDCC HLTH WRKRS COMPNSATN      | 1,554,829 54     |             | 1,554,829 54     | 1,526,306 34  |
| 48385 EXCESS RET BENEFIT IRS415M         | 3,253 42         |             | 3,253 42         | 3,253 42      |
| 48391 2025 HEALTHCRE REIMBRSMNT ACCT     | 3,562,470 33     |             | 3,562,470 33     | 3,562,470 33  |
| 48392 2025 FLEXIBLE SPENDING ACCOUNT     | 1,272,831 29     |             | 1,272,831 29     | 1,272,831 29  |
| 48393 2026 FLEXIBLE SPENDING ACCOUNT     | 1,745,665 05     |             | 1,745,665 05     | 1,745,665 05  |
| 48394 2026 HEALTHCRE REIMBRSMNT ACCT     | 963,830 49       |             | 963,830 49       | 963,830 49    |
| 48500 TREASURER EST DECD PERSON          | 1,824,090 18     |             | 1,824,090 18     | 1,824,090 18  |
| 48510 EST DECD PERSONS PUB ADM           | 222,601 11       |             | 222,601 11       | 222,601 11    |
| 48600 LAKE CUYAMACA REC AND PK           | 3,116 98         |             | 3,116 98         | 3,090 27      |
| 48610 LK CYMCA R AND P LSE AGMT RED      | 9,722 74         |             | 9,722 74         | 9,638 44      |
| 48620 LK CYMCA R AND P CAP IMPROVMT      | 361 63           |             | 361 63           | 358 53        |
| 48630 LK CUYAMACA REC PK GRANTS          | 335 29           |             | 335 29           | 332 42        |
| 48640 LK CUYAMACA LAKEVIEW               | 1,016 69         |             | 1,016 69         | 1,007 98      |
| 48650 LK CUYAMACA REC PK RESERVE FD      | 8,275 97         |             | 8,275 97         | 8,205 07      |

PERIODIC FINANCIAL STATEMENT - SCHEDULE OF BALANCE SHEET AND CASH TOTALS BY FUND - GL040

Date 05-MAY-2026 15 26 29

COSD

Current Period APR-26

Currency USD  
No specific FUND requested

| FUND                                     | ASSETS        | LIABILITIES   | FUND BALANCE  | CASH          |
|------------------------------------------|---------------|---------------|---------------|---------------|
| 48800 MISSION RES CONSR                  | 17,639 52     |               | 17,639 52     | 17,369 93     |
| 48803 MISSION RCD VISTA UNIF SCH DIST EN | 27,216 56     |               | 27,216 56     | 26,983 41     |
| 48804 MISSION RCD LOWER WARM SPGS CRK RE | 247 92        |               | 247 92        | 245 79        |
| 48905 MISSION RCD STA MARGARITAILF PROG  | 8,060 62      |               | 8,060 62      | 7,991 57      |
| 48841 OTAY WATER DISTRICT INVESTMENT     | 15,990,686 90 |               | 15,990,686 90 | 15,879,217 42 |
| 48910 PALOMAR RES SDC ASSOC              | 6 88          |               | 6 88          | 6 82          |
| 48920 UPR SN LU RE RSOR CNRER            | 34,663 58     |               | 34,663 58     | 34,366 63     |
| 48921 USLR RANCHO CORRIDO ARROYO TOAD CO | 5,077 52      |               | 5,077 52      | 5,034 02      |
| 49000 PCD AQIP TRUST AB423               | 4,941,488 75  |               | 4,941,488 75  | 4,891,404 18  |
| 49010 AIR QUALITY MOYER FUND AB423       | 35,631,600 50 | 31,510,193 65 | 4,121,406 85  | 35,345,544 18 |
| 49015 AIR QL CLEAN CAR 4 ALL AB423       | 2,857,960 91  | 2,213,123 15  | 644,837 76    | 2,626,476 33  |
| 49020 VESSELS AT BERTH REMEDIATION AB423 | 1,730,491 35  |               | 1,730,491 35  | 1,717,421 69  |
| 49025 SEP OVERSIGHT AB423                | 18,069 84     | 16,004 34     | 2,065 50      | 17,915 21     |
| 49030 AIR QUALITY AB 617 AB423           | 50,556,549 65 | 48,978,440 45 | 1,578,109 20  | 50,232,777 11 |
| 49035 AB617 IMPLEMENTATION AB423         | 4,185,055 69  | 3,631,555 28  | 553,500 41    | 4,163,773 65  |
| 49040 AIR QUALITY GMERP FUND AB423       | 2,427,806 02  | 885,208 97    | 1,542,597 05  | 2,407,021 02  |
| 49050 PCD OPERATION FUND AB423           | 15,323,797 52 | 68,970 52     | 15,254,827 00 | 14,748,531 49 |
| 49060 AIR POLLUTION CONTROL AB423        | 367,501 76    |               | 367,501 76    | 365,105 76    |
| 49070 AIR QL T&M APP FEES AB423          | 2,898,561 38  | 2,547,899 31  | 350,662 07    | 2,877,492 20  |
| 49080 PCD SUSPENSE FUND AB423            | 167,182 58    | (2,053 00)    | 169,235 58    | 165,836 29    |
| 49090 AIR QUALITY FARMER FUND AB423      | 176,057 77    | 65,923 09     | 110,134 68    | 174,478 85    |
| 49193 SD REG BLDG AUTH MTS SPRV          | 63,410 67     |               | 63,410 67     | 61,885 31     |
| 49200 SDC REGIONAL AIRPORT AUTH          | 50,744,502 04 |               | 50,744,502 04 | 50,309,791 18 |
| 49205 TRANSNET IMPROVEMENT FUND          | 2,652,100 91  | 3,576,479 23  | (924,378 32)  | 2,621,872 89  |
| 49211 HAZMAT RESPONSE PROGRAM            | 1,542,977 87  | 6,166 86      | 1,536,811 01  | 1,520,547 59  |
| 49214 ESO OPERATING                      | 201,607 18    |               | 201,607 18    | 199,879 82    |
| 49217 FIRST 5 COMM OPERATING FUND        | 19,283,742 26 | 432,169 65    | 18,851,572 61 | 19,136,408 40 |
| 49221 SDCRAA 2014B CONSTRUCTION          | 0 25          |               | 0 25          | 0 25          |
| 49222 SDCRAA 2014A DEBT SERVICE          | 521,291 10    |               | 521,291 10    | 519,700 03    |
| 49223 SDCRAA 2014B DEBT SERVICE          | 11,064,771 32 |               | 11,064,771 32 | 11,010,299 93 |
| 49224 SDCRAA 2014 ROLLING COVERAGE FUND  | 8,235,352 04  |               | 8,235,352 04  | 8,164,802 58  |
| 49240 SDCRAA 2021A BONDS PROJECT         | 112,643 61    |               | 112,643 61    | 111,708 38    |
| 52905 099_00 CO SCH BLDG AD ALPINE       | 4,484 10      |               | 4,484 10      | 4,484 10      |
| 52915 099_00 CO SCH BLDG AD CAJON VALY   | 1,336 40      |               | 1,336 40      | 1,336 40      |
| 52925 099_00 CO SCH BLDG AD DEHESA       | 1,651 26      |               | 1,651 26      | 1,651 26      |
| 52940 099_00 CO SCH BLDG AD CORONADO     | 804 53        |               | 804 53        | 804 53        |
| 52950 099_00 CO SCH BLDG AD LAKESIDE     | 56,660 03     |               | 56,660 03     | 56,660 03     |
| 52960 099_00 CO SCH BLDG AD LA MESA SV   | 29,536 73     |               | 29,536 73     | 29,536 73     |
| 52970 099_00 CO SCH BLDG AD LEMON GROV   | 20,555 28     |               | 20,555 28     | 20,555 28     |
| 52980 099_00 CO SCH BLDG AD JAML L FLR   | 7,719 49      |               | 7,719 49      | 7,719 49      |
| 52990 099_00 CO SCH BLDG AD MT EMPIRE    | 6,212 79      |               | 6,212 79      | 6,212 79      |
| 53000 099_00 CO SCH BLDG AD SANTEE       | 24,080 09     |               | 24,080 09     | 24,080 09     |
| 53010 099_00 CO SCH BLDG AD RAMONA       | 7,122 76      |               | 7,122 76      | 7,122 76      |
| 53301 063_DS CARLSBAD USD 2017 REF A     | 2,849,415 82  |               | 2,849,415 82  | 1,703,151 76  |
| 53302 063_DS CARLSBAD USD 2017 REF B     | 4,240,941 24  |               | 4,240,941 24  | 4,217,822 06  |
| 53303 063_DS CARLSBAD USD SUBSIDY DEP 20 | 12,788,210 54 |               | 12,788,210 54 | 12,678,657 73 |

PERIODIC FINANCIAL STATEMENT - SCHEDULE OF BALANCE SHEET AND CASH TOTALS BY FUND - GL040

Date 05-MAY-2026 15:26:29

COSD  
Current Period APR-26

Currency USD  
No specific FUND requested

| FUND                                     | ASSETS         | LIABILITIES    | FUND BALANCE  | CASH          |
|------------------------------------------|----------------|----------------|---------------|---------------|
| 53304 063_DS CARLSBAD USD 2016 REF       | 8,065,249.66   |                | 6,065,249.66  | 6,030,376.24  |
| 53305 047_DS CORONADO UNIF 1999A         | 14,994,950.69  | 14,994,950.69  |               |               |
| 53308 047_DS CORONADO UNIFIED 1998B      | 12,052,043.32  | 12,052,043.32  |               |               |
| 53307 047_DS CORONADO UNIF 2012 REF      | 335.68         |                | 335.68        | 315.68        |
| 53308 063_DS CARLSBAD UNIF 2014 REF      | 2,344,283.23   |                | 2,344,283.23  | 2,330,551.57  |
| 53309 063_DS CARLSBAD UNIF2006 ELEC 2011 | 2,444,705.68   |                | 2,444,705.68  | 2,431,216.23  |
| 53310 063_DS CARLSBAD UNIFIED 1997A      | 49,235,627.33  | 49,235,000.00  | 627.33        | 590.72        |
| 53311 063_DS CARLSBAD UNIFIED 2008A      | 2.81           |                | 2.81          | 2.78          |
| 53312 063_DS CARLSBAD UNIF 2006 ELEC 200 | 2,710.42       |                | 2,710.42      | 2,552.69      |
| 53313 063_DS CARLSBAD UNIF 2006 ELEC 201 | 977,413.09     |                | 977,413.09    | 971,862.51    |
| 53314 064_DS OCEANSIDE ELEC 2008B        | 3,629.08       |                | 3,629.08      | 3,609.16      |
| 53315 048_DS MT EMPIRE 1998A             | 4,509,632.18   | 4,507,108.75   | 2,523.43      | 2,376.65      |
| 53316 064_DS OCEANSIDE 2000 ELEC 2010 RE | 15.79          |                | 15.79         | 14.87         |
| 53318 064_DS OCEANSIDE USD 2008 SERIES A | 5,989,109.45   |                | 5,989,109.45  | 5,957,536.67  |
| 53319 064_DS OCEANSIDE UNIFIED 2000F     | 198.38         |                | 198.38        | 186.85        |
| 53320 064_DS OCEANSIDE UNIFIED 2000A     | 16,485,863.75  | 16,485,863.75  |               |               |
| 53321 064_DS OCEANSIDE UNIFIED 2000B     | 34,260,028.33  | 34,260,028.33  |               |               |
| 53322 064_DS OCEANSIDE UNIF D S 2000C    | 35,540,698.28  | 35,540,698.28  |               |               |
| 53323 064_DS OCEANSIDE UNIFIED 2000 D    | 45,270,230.00  | 45,270,230.00  |               |               |
| 53324 064_DS OCEANSIDE UNIFIED 2000 E    | (609,378.87)   | (609,378.87)   |               |               |
| 53326 061_DS POWAY UNIF SCH FAC 2002 AND | 108,186,500.00 | 108,186,500.00 |               |               |
| 53327 061_DS POWAY UNIFIED 2002B         | 1,665.81       |                | 1,665.81      | 1,651.54      |
| 53328 061_DS POWAY UNIF SCH DIST 2002C   | 1,200.00       |                | 1,200.00      | 1,200.00      |
| 53329 061_DS POWAY UNIF 2007-1 SERIES A  | 16,785,271.39  |                | 16,785,271.39 | 16,697,937.93 |
| 53331 050_DS SAN DIEGO UNIFIED 2012 REF  | 11,212.30      | 7,154.76       | 4,057.54      | 11,176.74     |
| 53332 050_DS SAN DIEGO UNIFIED PROP S 20 | 11,266,811.46  |                | 11,266,811.46 | 11,208,010.88 |
| 53333 050_DS SAN DIEGO UNIFIED PROP S 20 | 19,063.90      |                | 19,063.90     | 18,924.45     |
| 53334 050_DS SAN DIEGO UNIFIED 2008B     | 52,326.77      |                | 52,326.77     | 51,880.38     |
| 53335 050_DS SD UNIF 1999A               | 282,213,525.49 | 282,210,000.00 | 3,525.49      | 3,495.42      |
| 53336 050_DS SN DIEGO UNIFIED DS 2000B   | 272,327,760.58 | 272,327,760.58 |               |               |
| 53337 050_DS SD UNIFIED DS 2001C         | 352,807,485.21 | 322,823,938.26 | 29,983,546.95 | 29,828,470.18 |
| 53338 050_DS SD UNIFIED DS 2002D         | 460,645,200.89 | 460,507,861.39 | 8,137,339.50  | 8,042,276.42  |
| 53339 050_DS SD UNIFIED DS 2003E         | 688,171,033.31 | 643,640,604.30 | 44,530,429.01 | 44,295,597.23 |
| 53341 050_DS SAN DIEGO UNIFIED 1998F     | 392,600,732.55 | 392,600,732.55 |               |               |
| 53342 050_DS SAN DIEGO UNIFIED 1998G     | (2,858,344.81) | (2,858,344.81) |               |               |
| 53343 050_DS SAN DIEGO UNIFIED CP REFUND | 0.22           |                | 0.22          | 0.22          |
| 53346 050_DS SAN DIEGO UNIF 2006 F1 REF  | 1,562,001.48   |                | 1,562,001.48  | 1,556,291.92  |
| 53347 050_DS SAN DIEGO UNIF 2006 G1 REF  | 1,986,629.18   |                | 1,986,629.18  | 1,989,565.54  |
| 53355 065_DS SAN MARCOS UNIF 1996A       | 34,424,311.02  | 34,424,310.00  | 1.02          | 1.01          |
| 53359 050_DS SAN DIEGO UNIF PROP S 2008A | 59,658.51      |                | 59,658.51     | 59,171.01     |
| 53361 065_DS SAN MARCOS UNIF IMPR 1 2004 | 33,000,413.75  | 33,000,409.45  | 4.30          | 4.05          |
| 53362 065_DS SAN MARCO UNIFIED 2010A     | 6,567,189.78   |                | 6,567,189.78  | 6,531,794.08  |
| 53363 065_DS SAN MARCOS UNIFIED 2010B    | 1,761,680.50   |                | 1,761,680.50  | 1,752,345.39  |
| 53364 050_DS SAN DIEGO UNIFIED 2012 REF  | 21,650.24      |                | 21,650.24     | 21,488.63     |
| 53365 067_DS VALLEY CTR PAUMA DS 1993A   | 10,415,642.05  | 10,415,642.05  |               |               |
| 53367 050_DS SAN DIEGO UNIF PROP S - THE | 20,888,321.67  |                | 20,888,321.67 | 20,106,486.42 |

PERIODIC FINANCIAL STATEMENT - SCHEDULE OF BALANCE SHEET AND CASH TOTALS BY FUND - GL040

Date 05-MAY-2026 15 26 29

COSD

Current Period APR-26

Currency USD  
No specific FUND requested

| FUND                                     | ASSETS         | LIABILITIES    | FUND BALANCE  | CASH          |
|------------------------------------------|----------------|----------------|---------------|---------------|
| 53368 050_DS SAN DIEGO UNIF PROP Z RESER | 0 29           |                | 0 29          | 0 29          |
| 53369 065_DS SAN MARCOS UNIFIED 2010C    | 8,234 03       |                | 8,234 03      | 7,755 53      |
| 53371 051_DS VISTA UNIF DS 2002A         | 183,171,831 04 | 166,353,715 74 | 16,818,115 30 | 16,739,555 90 |
| 53372 051_DS VISTA UNIFIED DS 2003B      | 44,164,832 12  | 44,156,373 24  | 8,458 88      | 8,385 92      |
| 53373 051_DS VISTA UNIFIED REF 2004 2005 | 54,502,143 75  | 54,502,143 75  |               |               |
| 53375 051_DS VISTA UNIFIED 2012 REF      | 1,042 01       |                | 1,042 01      | 990 06        |
| 53376 051_DS VISTA UNIFIED 2015 REF      | 3,155,600 33   |                | 3,155,600 33  | 3,138,380 08  |
| 53377 064_DS OCEANSIDE USD PROP G RESERV | 1,123 29       | 355 75         | 767 54        | 1,120 09      |
| 53378 064_DS OCEANSIDE USD PROP H RESERV | 1,796 27       |                | 1,796 27      | 1,735 50      |
| 53379 064_DS OCEANSIDE USD 2008D         | 532,193 54     |                | 532,193 54    | 529,093 80    |
| 53380 064_DS OCEANSIDE UNIFIED 2008C     | 3,505 84       |                | 3,505 84      | 3,484 32      |
| 53381 064_DS OCEANSIDE UNIFIED USD 2012  | 12 59          |                | 12 59         | 11 86         |
| 53382 064_DS OCEANSIDE UNIF 2014 REF BON | 1,009,321 92   |                | 1,009,321 92  | 1,000,677 76  |
| 53383 064_DS OCEANSIDE UNIF 2015 REF     | 359,261 38     |                | 359,261 38    | 353,794 71    |
| 53384 065_DS SAN MARCOS USD PROP K RESER | 176,109 71     |                | 176,109 71    | 174,601 83    |
| 53385 189_DS BONSALL UNIFIED 2006        | 40,872 04      |                | 40,872 04     | 40,521 90     |
| 53386 189_DS BONSALL UNIFIED 2007B       | 416,779 03     |                | 416,779 03    | 414,458 59    |
| 53387 189_DS BONSALL UNIFIED 2007C       | 13,568 65      |                | 13,568 65     | 13,452 43     |
| 53388 189_DS BONSALL UNIFIED 2015 REF    | 984,639 74     |                | 984,639 74    | 979,202 48    |
| 53389 065_DS SAN MARCOS USD 2017 REF     | 2,390,715 18   |                | 2,390,715 18  | 2,369,052 27  |
| 53390 065_DS SAN MARCOS USD 2010D        | 0 86           |                | 0 86          | 0 81          |
| 53391 050_DS SAN DIEGO UNIFIED 2008E 201 | 1,020,071 27   |                | 1,020,071 27  | 1,007,824 68  |
| 53392 050_DS SAN DIEGO UNIF 2012 ELEC 20 | 58,574 81      |                | 58,574 81     | 58,073 02     |
| 53394 050_DS SAN DIEGO UNIF 2012 ELEC 20 | 58 11          |                | 58 11         | 57 61         |
| 53397 050_DS SAN DIEGO UNIF 2014 R-3     | 2,954,417 80   |                | 2,954,417 80  | 2,921,924 49  |
| 53398 050_DS SAN DIEGO UNIF 2015 R-4     | 8,680,174 81   |                | 8,680,174 81  | 8,580,004 42  |
| 53399 050_DS SAN DIEGO UNIF 2015 H-1 H-2 | 55,671 45      |                | 55,671 45     | 55,196 69     |
| 53402 050_DS SAN DIEGO UNIF 2012 ELEC 20 | 3,080,801 01   |                | 3,080,801 01  | 3,062,241 48  |
| 53403 050_DS SAN DIEGO UNIF 2012 ELEC 20 | 1,554,766 09   | 7,778 52       | 1,554,766 09  | 1,548,597 95  |
| 53404 050_DS SAN DIEGO UNIF 2008 ELEC 20 | 9,504 19       |                | 1,725 67      | 9,484 44      |
| 53405 050_DS SAN DIEGO USD 2016 REF SR-1 | 2,342,624 97   |                | 2,342,624 97  | 2,329,973 46  |
| 53406 050_DS SAN DIEGO USD 2016 REF R-5  | 25,956,450 98  |                | 25,956,450 98 | 25,850,506 66 |
| 53408 050_DS SAN DIEGO USD 2006 ELEC 201 | 2,734,116 71   |                | 2,734,116 71  | 2,705,993 26  |
| 53409 050_DS SDUSD 2012 2017 H-1 H-2 PRO | 0 08           |                | 0 08          | 0 08          |
| 53410 050_DS SDUSD 2012 2017I PROP Z     | 8,363,853 40   |                | 8,363,853 40  | 8,340,823 48  |
| 53411 050_DS SDUSD 2012 2017J PROP Z     | 5,000,648 15   |                | 5,000,648 15  | 4,978,236 83  |
| 53413 050_DS SDUSD 2008 2017 K-2 PROP S  | 17,099 22      |                | 17,099 22     | 16,990 18     |
| 53414 050_DS SDUSD 2009 2008B QSCB SET-A | 3 38           |                | 3 38          | 3 35          |
| 53415 050_DS SDUSD 2010 2008D1D2 QSCB SE | 15,715,066 17  |                | 15,715,066 17 | 15,580,440 62 |
| 53416 050_DS SDUSD 2019 2018A MEASY      | 0 33           |                | 0 33          | 0 33          |
| 53417 050_DS SDUSD 2019 2018B MEASY      | 826,145 02     |                | 826,145 02    | 824,435 17    |
| 53418 050_DS SDUSD 2012 2019K PROP Z     | 0 12           |                | 0 12          | 0 12          |
| 53419 050_DS SDUSD 2012 2019L PROP Z     | 2,773,328 58   |                | 2,773,328 58  | 2,766,825 71  |
| 53420 050_DS SDUSD 2019 2018C MEASY      | 2,278,288 44   |                | 2,278,288 44  | 2,272,361 50  |
| 53421 065_DS SAN MARCOS USD 2020 REF     | 3,438,515 70   |                | 3,438,515 70  | 3,418,377 23  |
| 53422 050_DS SDUSD MEASY TAX RT RESERVE  | 20,869,578 08  |                | 20,869,578 08 | 20,406,183 97 |

PERIODIC FINANCIAL STATEMENT - SCHEDULE OF BALANCE SHEET AND CASH TOTALS BY FUND - GL040

Date 05-MAY-2026 15:26:29

COSD  
Current Period APR-26

Currency: USD  
No specific FUND requested

| FUND                                  | ASSETS        | LIABILITIES | FUND BALANCE  | CASH          |
|---------------------------------------|---------------|-------------|---------------|---------------|
| 53423 050_DS SAN DIEGO USD 2021N      | 2,702,298.02  | 547,939.00  | 2,154,359.02  | 2,696,606.91  |
| 53424 050_DS SAN DIEGO USD 2021E      | 4,774,527.38  | 139,453.84  | 4,635,073.54  | 4,755,139.41  |
| 53425 189_DS BONSALL UNIFIED 2018 REF | 213,426.13    |             | 213,426.13    | 212,239.30    |
| 53426 050_DS SDUSD MEAS YY 2020 D     | 7,469,133.27  | 147,630.63  | 7,321,502.64  | 7,454,202.06  |
| 53427 050_DS SDUSD PROP S 2021 L      | 2,045,726.90  |             | 2,045,726.90  | 2,039,426.73  |
| 53428 050_DS SDUSD PROP Z 2020 M      | 4,237,415.23  | 79,121.02   | 4,158,294.21  | 4,229,083.68  |
| 53429 050_DS SAN DIEGO USD 2021 ZR-1  | 6,711,489.74  |             | 6,711,489.74  | 6,690,501.69  |
| 53430 048_DS MT EMP 2018 2019 MEASJJ  | 164,918.55    |             | 164,918.55    | 164,067.03    |
| 53431 048_DS MT EMPIRE USD 2021B      | 242,893.25    |             | 242,893.25    | 241,251.54    |
| 53432 050_DS SAN DIEGO USD 2022F      | 12,773,208.18 |             | 12,773,208.18 | 12,693,882.34 |
| 53433 050_DS SAN DIEGO USD 2022M      | 2,742,265.69  |             | 2,742,265.69  | 2,728,046.61  |
| 53434 050_DS SAN DIEGO USD 2022C      | 7,112,321.70  |             | 7,112,321.70  | 5,563,956.34  |
| 53435 051_DS VISTA USD 2019A MEASLL   | 862,431.51    |             | 862,431.51    | 868,691.40    |
| 53436 051_DS VISTA UNIFIED 2021 REF   | 2,580,638.15  |             | 2,580,638.15  | 2,550,894.85  |
| 53437 051_DS VISTA USD 2022B          | 3,796,730.87  |             | 3,796,730.87  | 3,779,725.55  |
| 53438 048_DS MT EMPIRE USD 2022C      | 113,302.12    |             | 113,302.12    | 112,724.32    |
| 53440 063_DS CARLSBAD 2018A MEAS HH   | 1,940,161.87  |             | 1,940,161.87  | 1,930,297.55  |
| 53441 063_DS CARLSBAD USD 2021B       | 1,604,089.30  |             | 1,604,089.30  | 1,594,922.09  |
| 53442 063_DS CARLSBAD UNIFIED 2025C   | 3,310,183.42  |             | 3,310,183.42  | 3,287,228.80  |
| 53445 064_DS OCEANSIDE 2008E PROP H   | 470,760.49    |             | 470,760.49    | 468,441.13    |
| 53446 064_DS OCEANSIDE PROP H 2008 F  | 1,989,958.52  |             | 1,989,958.52  | 1,979,588.70  |
| 53447 064_DS OCEANSIDE 2020REF PROP G | 1,039,659.55  |             | 1,039,659.55  | 1,034,327.08  |
| 53448 064_DS OCEANSIDE 2020REF PROP H | 3,044.76      |             | 3,044.76      | 3,029.67      |
| 53449 064_DS OCEANSIDE USD 2020A      | 890,529.08    |             | 890,529.08    | 886,539.61    |
| 53450 062_DS BORREGO 2018A MEAS GG    | 306,472.58    |             | 306,472.58    | 304,747.37    |
| 53451 064_DS OCEANSIDE USD 2021 REF   | 1,234,397.57  |             | 1,234,397.57  | 1,227,960.30  |
| 53452 064_DS OCEANSIDE USD 2022 REF   | 153,914.32    |             | 153,914.32    | 153,127.93    |
| 53453 064_DS OCEANSIDE USD 2008G      | 353,157.49    |             | 353,157.49    | 351,587.99    |
| 53454 064_DS OCEANSIDE USD 2020B      | 4,637,163.94  |             | 4,637,163.94  | 4,613,255.91  |
| 53455 009_DS CHULA VISTA ESD 2021 REF | 874,937.87    |             | 874,937.87    | 869,754.41    |
| 53456 009_DS CHULA VISTA ESD 2018A    | 3,854,381.17  |             | 3,854,381.17  | 3,837,036.38  |
| 53457 009_DS CHULA VISTA ESD 2020B    | 8,514,834.55  |             | 8,514,834.55  | 8,464,921.35  |
| 53458 047_DS CORONADO USD 2022 REF    | 1,644,390.53  |             | 1,644,390.53  | 1,635,707.80  |
| 53459 009_DS CHULA VISTA ESD 2023 REF | 1,586,448.85  |             | 1,586,448.85  | 1,578,149.01  |
| 53463 051_DS VISTA USD 2026C          | 6,030,983.96  |             | 6,030,983.96  | 6,023,414.17  |
| 53466 065_DS SAN MARCOS USD 2025 REF  | 5,171,665.72  |             | 5,171,665.72  | 5,145,289.69  |
| 53467 065_DS SAN MARCOS USD 2024A     | 12,512,554.95 |             | 12,512,554.95 | 12,431,591.92 |
| 53500 050_DS SDUSD 2023 ZR-2          | 5,791,809.80  |             | 5,791,809.80  | 5,762,552.07  |
| 53501 050_DS SDUSD 2023 ZR-3          | 967,670.09    |             | 967,670.09    | 962,751.76    |
| 53502 050_DS SDUSD 2023 ZR-4A         | 526,639.10    |             | 526,639.10    | 525,281.86    |
| 53503 050_DS SDUSD 2023 ZR-4B         | 3,031,870.42  |             | 3,031,870.42  | 3,023,505.29  |
| 53504 050_DS SDUSD MEAS U 2023A       | 18,756,427.53 |             | 18,756,427.53 | 18,685,142.31 |
| 53505 050_DS SDUSD MEAS YY 2023G      | 22,620,263.86 |             | 22,620,263.86 | 22,509,070.02 |
| 53506 050_DS SDUSD PROP S 2023N       | 2,898,785.04  |             | 2,898,785.04  | 2,886,232.07  |
| 53507 050_DS SDUSD 2023 SR-3A         | 805,787.80    | 58,787.72   | 746,000.08    | 804,096.27    |
| 53508 050_DS SDUSD 2023 R-6           | 1,014,988.09  |             | 1,014,988.09  | 1,006,185.03  |

PERIODIC FINANCIAL STATEMENT - SCHEDULE OF BALANCE SHEET AND CASH TOTALS BY FUND - GL040

Date 05-MAY-2026 15:26:29

COSD  
Current Period APR-26

Currency USD  
No specific FUND requested

| FUND                                      | ASSETS        | LIABILITIES | FUND BALANCE  | CASH          |
|-------------------------------------------|---------------|-------------|---------------|---------------|
| 53509 050_DS SDUSD 2024 REF SR-4A         | 1,266,339.19  | 116,761.03  | 1,149,558.16  | 1,263,767.21  |
| 53510 050_DS SDUSD 2024 REF ZR-5A         | 3,245,162.48  | 743,493.13  | 2,501,669.35  | 3,243,370.88  |
| 53511 050_DS SDUSD 2024 REF R-7A          | 982,257.40    |             | 982,257.40    | 975,860.12    |
| 53512 050_DS SDUSD 2025 REF SR-4C         | 276,265.53    | 32,241.07   | 244,024.46    | 275,754.63    |
| 53513 050_DS SDUSD 2025 REF ZR-5C         | 1,237,119.83  | 128,558.66  | 1,108,560.97  | 1,235,168.04  |
| 53514 050_DS SDUSD MEAS U TAX RATE RES    | 13,957,716.13 |             | 13,957,716.13 | 13,838,143.67 |
| 53515 050_DS SDUSD PROP S 2024D           | 2,082,314.45  |             | 2,082,314.45  | 2,058,351.67  |
| 53516 050_DS SDUSD MEAS YY 2024H          | 4,557,207.77  |             | 4,557,207.77  | 4,534,565.35  |
| 53517 050_DS SDUSD MEAS U 2024B           | 19,849,809.11 |             | 19,849,809.11 | 19,729,240.58 |
| 53518 050_DS SDUSD 2025 REF R 8A          | 42,275,398.82 |             | 42,275,398.82 | 42,132,974.92 |
| 53519 050_DS SDUSD 2025 REF R 8B          | 887,171.52    |             | 887,171.52    | 885,225.65    |
| 53520 050_DS SDUSD 2025 REF SR-5A         | 886,624.18    | 138,231.05  | 748,393.13    | 877,068.29    |
| 53521 050_DS SDUSD 2025 REF R-R-5B        | 2,185,048.97  | 261,092.67  | 1,923,956.30  | 2,181,727.44  |
| 53522 050_DS SDUSD 2025 REF ZR-6A         | 3,447,936.46  |             | 3,447,936.46  | 3,434,578.67  |
| 53523 050_DS SDUSD 2025 REF ZR-6B         | 280,088.19    |             | 280,088.19    | 279,365.68    |
| 53524 050_DS SDUSD 2025 PROP S            | 34,063,587.07 |             | 34,063,587.07 | 33,902,446.80 |
| 53525 050_DS SDUSD 2025 MEAS YY           | 92,540,682.02 |             | 92,540,682.02 | 92,102,844.65 |
| 53526 050_DS SDUSD 2025C MEAS U           | 48,315,112.75 |             | 48,315,112.75 | 48,086,623.80 |
| 53600 064_DS OCEANSIDE USD 2023 REF       | 346,099.77    |             | 346,099.77    | 344,438.58    |
| 53601 064_DS OCEANSIDE USD 2024A REF      | 3,443,162.38  |             | 3,443,162.38  | 3,425,608.02  |
| 53602 064_DS OCEANSIDE USD 2024B REF      | 832,481.16    |             | 832,481.16    | 828,575.05    |
| 53603 064_DS OCEANSIDE USD 2025A REF      | 953,278.44    |             | 953,278.44    | 950,838.53    |
| 53604 064_DS OCEANSIDE USD 2025B REF      | 1,202,923.70  |             | 1,202,923.70  | 1,198,059.65  |
| 53605 064_DS OCEANSIDE USD 2020C          | 2,798,409.25  |             | 2,798,409.25  | 2,770,978.90  |
| 53970 189_01 BONSALL UNIFIED GENERAL      | 9,978,253.04  |             | 9,978,253.04  | 9,911,352.53  |
| 53971 189_02 BONSALL UNIF SP RES CAP PROJ | 120,858.88    |             | 120,858.88    | 120,068.21    |
| 53972 189_04 BONSALL UNIFIED CAFETERIA    | 666,853.62    |             | 666,853.62    | 660,201.01    |
| 53980 189_17 BONSALL UNIFIED OPEB         | 5,879.04      |             | 5,879.04      | 5,828.68      |
| 53981 189_19 BONSALL UNIFIED CAP FAC / S  | 5,493,773.08  |             | 5,493,773.08  | 5,446,079.45  |
| 53983 189_22 BONSALL UNIFIED ENTERPRISE   | 33,707.49     |             | 33,707.49     | 33,244.46     |
| 53988 189_39_CHTR BONSALL UNIF VIVIAN BA  | 8,355.41      |             | 8,355.41      | 8,193.81      |
| 53991 189_46 BONSALL USD CNTY SCH FAC     | 4,399,870.85  |             | 4,399,870.85  | 4,380,670.64  |
| 53992 189_20 BONSALL USD FOUNDATION PRIV  | 1,759.58      |             | 1,759.58      | 1,746.01      |
| 53993 201_62_CHTR BONSALL UNIF PATHWAYS   | 1,567.00      |             | 1,567.00      | 1,553.58      |
| 53994 189_58 BONSALL USD CAP PROJ CFD     | 722,192.66    |             | 722,192.66    | 715,870.48    |
| 54000 062_01 BORREGO SPRINGS UNIF GEN     | 4,945,346.41  |             | 4,945,346.41  | 4,908,596.30  |
| 54003 062_02 BORREGO SPR SP RES CAP OUT   | 947,629.76    |             | 947,629.76    | 939,511.74    |
| 54006 062_04 BORREGO SPRNG UNF CAFETER    | 343,525.21    |             | 343,525.21    | 340,185.79    |
| 54009 062_06 BORREGO SPR UNF CHILD DEV    | 352,725.27    |             | 352,725.27    | 350,035.74    |
| 54018 062_18 BORREGO SPRG CAP FAC ACCT    | 252,252.75    |             | 252,252.75    | 250,187.85    |
| 54019 062_31 BORREGO SP BLDG PROP GG      | 540,421.93    |             | 540,421.93    | 535,792.32    |
| 54020 062_32 BORREGO SPRINGS FNDTN S R    | 30.85         |             | 30.85         | 30.59         |
| 54022 062_57 BORREGO SPRINGS FNDTN PERM   | 358,081.51    |             | 358,081.51    | 355,006.16    |
| 54023 062_22 BORREGO SPR OTH ENTERPRISE   | 0.71          |             | 0.71          | 0.70          |
| 54030 062_42 BORREGO SPR SP RES OTHER     | 1,699,540.03  |             | 1,699,540.03  | 1,684,980.98  |
| 54031 206_62_CHTR BORREGO SPR WORKFORCE   | 5,283,171.45  |             | 5,283,171.45  | 5,264,740.76  |

PERIODIC FINANCIAL STATEMENT - SCHEDULE OF BALANCE SHEET AND CASH TOTALS BY FUND - GL040

Date 05-MAY-2026 15 26 29

COSD

Current Period APR-26

Currency: USD  
No specific FUND requested

| FUND                                     | ASSETS         | LIABILITIES | FUND BALANCE   | CASH           |
|------------------------------------------|----------------|-------------|----------------|----------------|
| 54036 047_01 CORONADO UNIFIED GENERAL    | 11,127,336.22  |             | 11,127,336.22  | 11,027,044.87  |
| 54039 047_02 CORONADO SP RES CAP OUT     | 974,499.95     |             | 974,499.95     | 965,659.40     |
| 54042 047_04 CORONADO UNIFIED CAFETERIA  | 932,359.82     |             | 932,359.82     | 922,877.10     |
| 54045 047_06 CORONADO CHIL D DEVELOP     | 252,834.88     |             | 252,834.88     | 248,757.60     |
| 54051 047_12 CORONADO UNIF DEF MAINT     | 108,582.48     |             | 108,582.48     | 107,039.65     |
| 54054 047_18 CORONADO UNF CAP FAC ACCT   | 489,010.14     |             | 489,010.14     | 485,447.33     |
| 54056 047_58 CORONADO CAP PROJ BCU       | 3,601,146.84   |             | 3,601,146.84   | 3,566,226.21   |
| 54058 047_57 CORONADO FOUNDATION PERM FU | 639,740.46     |             | 639,740.46     | 634,068.42     |
| 54061 047_22 CORONADO UNIF OTHER ENT     | 125,003.36     |             | 125,003.36     | 124,066.13     |
| 54062 047_32 CORONADO UNIF FOUNDATION SP | 158,131.60     |             | 158,131.60     | 155,440.72     |
| 54063 047_40 CORONADO UNIF ADULT ED      | 206,911.42     |             | 206,911.42     | 205,312.09     |
| 54064 047_42 CORONADO SPEC RES OTH C O   | 22,774.14      |             | 22,774.14      | 22,642.50      |
| 54069 063_01 CARLSBAD UNIFIED GENERAL    | 35,105,095.30  |             | 35,105,095.30  | 34,898,575.00  |
| 54075 063_04 CARLSBAD UNIF CAFETERIA     | 6,065,726.89   |             | 6,065,726.89   | 6,008,043.56   |
| 54079 063_06 CARLSBAD CHIL D DEVELOPMENT | 284,113.51     |             | 284,113.51     | 281,679.61     |
| 54080 063_08 CARLSBAD UNF ASS SP REV     | 313,531.70     |             | 313,531.70     | 310,845.78     |
| 54084 063_10 CARLSBAD BUILDING           | 65,758,509.78  |             | 65,758,509.78  | 65,134,403.63  |
| 54090 063_16 CARLSBAD UNF HLTH SLF INS   | 2,526,547.28   |             | 2,526,547.28   | 2,505,143.82   |
| 54096 063_19 CARLSBAD CAP FAC AB2068     | 8,845,790.49   |             | 8,845,790.49   | 8,766,611.59   |
| 54114 063_46 CARLSBAD UNIF SCH FAC FD    | 8,832.42       |             | 8,832.42       | 8,758.76       |
| 54116 063_59 CARLSBAD CAP PROJ BLEND COM | 950.55         |             | 950.55         | 942.41         |
| 54119 063_97 CARLSBAD UNIFIED CFD #5     | 2,134,167.54   |             | 2,134,167.54   | 2,117,923.01   |
| 54120 048_01 MT EMPIRE UNIFIED GEN       | 6,729,570.97   |             | 6,729,570.97   | 6,692,458.03   |
| 54126 048_04 MT EMPIRE CAFETERIA FD      | 23,575.50      |             | 23,575.50      | 22,455.07      |
| 54129 048_06 MT EMPIRE CHIL D DEVELOPMT  | 305,196.35     |             | 305,196.35     | 304,100.85     |
| 54132 048_10 MT EMPIRE BUILDING          | 290.07         |             | 290.07         | 287.59         |
| 54139 216_62_CHTR MT EMP ELITE ACADEMIC  | 1,391,764.13   |             | 1,391,764.13   | 1,377,447.90   |
| 54140 214_82_CHTR MT EMPIRE SD VIRTUAL   | 4,462,564.96   |             | 4,462,564.96   | 4,439,807.48   |
| 54141 048_19 MT EMPIRE CAP FAC AB2068    | 943,691.64     |             | 943,691.64     | 939,450.18     |
| 54142 234_62_CHTR MEUSD JCS-PINE VLY     | 353,526.63     |             | 353,526.63     | 351,876.95     |
| 54149 245_62_CHTR MOTIVATED YOUTH ACADMY | 984,226.18     |             | 984,226.18     | 979,990.43     |
| 54154 185_95 MT EMPIRE ENT CHRT FOR ACAD | 1,377,626.54   |             | 1,377,626.54   | 1,356,812.63   |
| 54156 048_40 MT EMPIRE UNIF ADULT ED     | 148,577.25     |             | 148,577.25     | 148,311.17     |
| 54159 048_42 MT EMPIRE SPEC RES OTHER    | 35,580.96      |             | 35,580.96      | 35,276.15      |
| 54163 048_46 MT EMPIRE CO SCH FACILITY   | 3,990,445.83   |             | 3,990,445.83   | 3,957,077.32   |
| 54164 048_80 MTN EMPIRE SPEC RES FD FOR  | 202,366.00     |             | 202,366.00     | 200,632.40     |
| 54165 064_01 OCEANSIDE UNIFIED GENERAL   | 125,234,344.56 |             | 125,234,344.56 | 124,325,194.89 |
| 54168 064_02 OCEANSIDE SP RES-CAP OUT    | 13,754,796.95  |             | 13,754,796.95  | 13,624,865.22  |
| 54171 064_04 OCEANSIDE CAFETERIA         | 11,493,361.85  |             | 11,493,361.85  | 11,393,116.12  |
| 54174 064_08 OCEANSIDE UNIFIED           | 1,319,956.12   |             | 1,319,956.12   | 1,308,394.16   |
| 54177 064_10 OCEANSIDE UNIFIED BLDG FD   | 15,220,887.56  |             | 15,220,887.56  | 15,095,146.37  |
| 54183 064_16 OCDE UNF HEALTH SELF INS    | 7,275,782.63   |             | 7,275,782.63   | 7,215,413.31   |
| 54186 064_19 OCEANSIDE CAP FAC AB2068    | 31,122,895.29  |             | 31,122,895.29  | 30,855,872.48  |
| 54188 064_31 OCEANSIDE BLDG PROP 39      | 114,399,722.70 |             | 114,399,722.70 | 113,405,452.02 |
| 54198 064_46 OCEANSIDE UNIF ST SCH FAC   | 334,429.72     |             | 334,429.72     | 303,210.02     |
| 54207 061_01 POWAY UNIFIED GENERAL       | 129,346,381.02 |             | 129,346,381.02 | 128,423,364.27 |

PERIODIC FINANCIAL STATEMENT - SCHEDULE OF BALANCE SHEET AND CASH TOTALS BY FUND - GL040

Date 05-MAY-2026 15:26:29

COSD

Current Period APR-26

Currency USD  
No specific FUND requested

| FUND                                      | ASSETS         | LIABILITIES | FUND BALANCE   | CASH           |
|-------------------------------------------|----------------|-------------|----------------|----------------|
| 54210 061_02 POWAY SP RES CAP OUT         | 636,401 66     |             | 636,401 66     | 630,145 01     |
| 54213 061_04 POWAY UNIF CAFETERIA FD      | 23,664,157 14  |             | 23,664,157 14  | 23,468,907 89  |
| 54219 061_07 POWAY CHILD DEV PRESCHOOL    | 1,275,747 45   |             | 1,275,747 45   | 1,263,985 60   |
| 54221 061_08 POWAY UNIF ASB SP REV FD     | 113,599 10     |             | 113,599 10     | 112,404 32     |
| 54225 061_12 POWAY UNIFIED DEF MAINT      | 7,992,695 38   |             | 7,992,695 38   | 7,918,629 23   |
| 54228 061_15 POWAY SELF INS               | 2,189,970 95   |             | 2,189,970 95   | 2,172,477 53   |
| 54231 061_16 POWAY HEALTH SELF INS        | 2,888,422 93   |             | 2,888,422 93   | 2,869,300 98   |
| 54232 061_17 POWAY UNIFIED OPEB           | 1,312,881 83   |             | 1,312,881 83   | 1,295,454 51   |
| 54237 061_19 POWAY CAP FAC AB2068         | 12,594,114 22  |             | 12,594,114 22  | 12,484,813 15  |
| 54238 061_20 POWAY UNIF PRIVATE PURPOSE   | 387,653 27     |             | 387,653 27     | 384,329 03     |
| 54240 061_22 POWAY UNIF ENTERPRISE        | 17,516,785 43  |             | 17,516,785 43  | 17,371,661 05  |
| 54243 061_30 POWAY DEDUCTIBLE INS LOSS    | 495,213 16     |             | 495,213 16     | 488,436 34     |
| 54246 061_40 POWAY UNIF ADULT EDUCATION   | 802,678 12     |             | 802,678 12     | 795,680 63     |
| 54252 061_42 POWAY SPECIAL RES OTHR       | 1,474,885 82   |             | 1,474,885 82   | 1,474,885 82   |
| 54264 049_01 RAMONA UNIFIED GENERAL       | 25,613,055 33  |             | 25,613,055 33  | 25,420,624 91  |
| 54267 049_02 RAMONA SP RES CAP OUT        | 523,317 77     |             | 523,317 77     | 518,833 05     |
| 54270 049_04 RAMONA UNIF CAFETERIA        | 3,787,871 40   |             | 3,787,871 40   | 3,756,416 46   |
| 54276 049_16 RAMONA HEALTH SELF INS       | 184,105 45     |             | 184,105 45     | 182,528 28     |
| 54282 049_19 RAMONA CAP FAC AB2068        | 680,158 14     |             | 680,158 14     | 667,623 52     |
| 54285 049_40 RAMONA UNIF ADULT ED         | 42,904 88      |             | 42,904 88      | 42,398 34      |
| 54288 049_42 RAMONA SPEC RES OTHER        | 1,877,265 09   |             | 1,877,265 09   | 1,861,183 20   |
| 54297 050_01 SAN DIEGO UNIFIED GENERAL    | 555,195,937 66 |             | 555,195,937 66 | 551,542,041 99 |
| 54303 050_03 SAN DIEGO UNIF REVOLVING     | 16,299 42      |             | 16,299 42      | 16,299 42      |
| 54306 050_04 SAN DIEGO UNIF CAFETERIA     | 82,282,445 41  |             | 82,282,445 41  | 81,553,308 02  |
| 54309 050_06 SAN DIEGO UNIF CHLD CNTR     | 6,511 45       |             | 6,511 45       | 6,455 67       |
| 54311 050_09 SDUSD PROP S BLDG FD 2012    | 331,929,430 17 |             | 331,929,430 17 | 328,938,782 73 |
| 54314 050_13 SDUSD PROP Z BLDG FD         | 47,421,505 87  |             | 47,421,505 87  | 46,968,526 47  |
| 54316 050_07 SDUSD MEASURE YY BLDG        | 518,643,291 23 |             | 518,643,291 23 | 513,473,986 95 |
| 54317 050_21 SDUSD MEASURE U BLDG         | 596,015,006 86 |             | 596,015,006 86 | 590,320,141 28 |
| 54318 050_15 SELF INSD WORKMENS COMP      | 184,175,038 69 |             | 184,175,038 69 | 182,608,436 88 |
| 54320 050_14 SDUSD HLTH WLFR SELF INS DE  | 1,403,036 63   |             | 1,403,036 63   | 1,386,568 80   |
| 54322 050_17 SDUSD SELF INSURED VISION C  | 1,670,989 40   |             | 1,670,989 40   | 1,656,930 81   |
| 54345 050_32 SD UNIF LIABILITY INSUR      | 6,983,159 07   |             | 6,983,159 07   | 6,912,044 47   |
| 54348 050_33 SD UNIF PROPERTY INSUR       | 680,915 29     |             | 680,915 29     | 668,662 12     |
| 54351 050_34 SD UNIF PROPERTY MGT         | 21,372,572 15  |             | 21,372,572 15  | 21,193,936 30  |
| 54354 050_40 SAN DIEGO UNIF ADULT ED      | 616,766 41     |             | 616,766 41     | 603,592 50     |
| 54356 050_44 SAN DIEGO UNIF TRANS REPAYM  | 147,060 13     |             | 147,060 13     | 145,803 91     |
| 54360 050_46 SD UNIF SCH FACILITIES FD    | 44,872,716 83  |             | 44,872,716 83  | 44,488,288 52  |
| 54361 050_41 SDUSD PROP S SCH FAC FD      | 30,405 11      |             | 30,405 11      | 30,144 65      |
| 54362 050_51 SDUSD PROP Z SCH FAC FD      | 756,959 06     |             | 756,959 06     | 750,474 47     |
| 54363 050_52 SD UNIF CAP FAC AB1600       | 43,613,507 80  |             | 43,613,507 80  | 43,197,089 22  |
| 54364 050_53 SDUSD MEAS YY SCH FAC        | 34,510,976 77  |             | 34,510,976 77  | 34,183,589 93  |
| 54366 050_60 SD UNIF RET MED BENEFIT MGT  | 2,846,890 19   |             | 2,846,890 19   | 2,822,259 51   |
| 54368 050_56 SD UNIF RET MED BENEFIT CONF | 6,550 35       |             | 6,550 35       | 6,488 46       |
| 54372 050_62 SD UNIF RET MED BENEFIT CSEA | 551,128 31     |             | 551,128 31     | 546,355 17     |
| 54375 050_63 SD UNIF RET MED BENEFIT TECH | 1,654,696 64   |             | 1,654,696 64   | 1,640,265 76   |

PERIODIC FINANCIAL STATEMENT - SCHEDULE OF BALANCE SHEET AND CASH TOTALS BY FUND - GL040

Date 05-MAY-2026 15 26 29

COSD

Current Period APR-26

Currency USD  
No specific FUND requested

| FUND                                      | ASSETS         | LIABILITIES | FUND BALANCE   | CASH           |
|-------------------------------------------|----------------|-------------|----------------|----------------|
| 54377 050_76 SD UNF RT MD BNFT NONREPMG   | 27,022 96      |             | 27,022 96      | 26,751.12      |
| 54381 050_65 SD UNF RT MD BNFT PARAPRO    | 1,371,553 35   |             | 1,371,553 35   | 1,359,732.49   |
| 54387 050_67 SD REDEV AGY CAPITAL FAC     | 67,791,802 76  |             | 67,791,802 76  | 67,175,962.48  |
| 54393 050_70 SD UNF ST INSTRUCT MATRL     | 1,401,878 99   |             | 1,401,878 99   | 1,401,878.99   |
| 54396 050_72 SD UNIF BALBOA STADIUM       | 265,148 87     |             | 265,148 87     | 262,189.95     |
| 54399 050_74 STATE PRESCHOOL              | 14,700,093 44  |             | 14,700,093 44  | 14,565,848.75  |
| 54408 065_01 SAN MARCOS UNIFIED GEN       | 82,054,293 56  |             | 82,054,293 56  | 81,360,199.23  |
| 54409 065_02 SAN MARCOS SPRES CAP PROJ    | 63,027,672 78  |             | 63,027,672 78  | 62,482,090.56  |
| 54411 065_04 SAN MARCOS UNIF CAFETERIA    | 18,183,907 65  |             | 18,183,907 65  | 18,027,549.40  |
| 54415 065_07 SAN MARCOS CAP PROJ CFD7     | 5 43           |             | 5 43           | 5 24           |
| 54416 065_08 SAN MARCOS CAP PROJ CFD8     | 51 14          |             | 51 14          | 10 18          |
| 54418 065_09 SAN MARCOS CAP PROJ CFD9     | 5 01           |             | 5 01           | 4 96           |
| 54419 065_64 SAN MARCOS CAP PROJ CFD10    | 6,867 25       |             | 6,867 25       | 6,808 42       |
| 54421 065_65 SAN MARCOS CAP PROJ CFD11    | 1 58           |             | 1 58           | 1 57           |
| 54422 065_66 SAN MARCOS CAP PROJ CFD12    | 15,205 88      |             | 15,205 88      | 13,122 47      |
| 54423 065_12 SAN MARCOS UNIF DEF MAINT    | 0 02           |             | 0 02           |                |
| 54424 065_21 SAN MARCOS CAP PROJ CFD 21   | 31,619 36      |             | 31,619 36      | 31,190 91      |
| 54425 065_69 SAN MARCOS CAP PROJ CFD14    | 62,604 04      |             | 62,604 04      | 62,385 58      |
| 54427 065_31 SAN MARCOS BLDG MEAS JJ (PR  | 108,932,170 42 |             | 108,932,170 42 | 107,894,713.86 |
| 54428 065_23 SAN MARCOS PUPIL TRANS EQP   | 611,092 76     |             | 611,092 76     | 534,280.86     |
| 54429 065_19 SAN MARCOS CAP FAC AB2068    | 11,467,028 70  |             | 11,467,028 70  | 11,367,058.53  |
| 54430 065_22 SAN MARCOS USD O TH ENTERPRI | 2,690,323 90   |             | 2,690,323 90   | 2,668,154.14   |
| 54433 065_57 SAN MARCOS FOUNDATION PERMA  | 45,714 35      |             | 45,714 35      | 45,322 73      |
| 54434 226_62_CHTR SMUSD PIVOT SD II       | 1,592,058 53   |             | 1,592,058 53   | 1,581,611.09   |
| 54435 065_30 SAN MARCOS DEDICT INS LOSS   | 1,700,125 11   |             | 1,700,125 11   | 1,684,822 97   |
| 54436 065_70 SAN MARCOS CAP PROJ CFD15    | 100,145 08     |             | 100,145 08     | 99,127 55      |
| 54437 065_71 SAN MARCOS CAP PROJ CFD16    | 24 68          |             | 24 68          | 19 64          |
| 54438 065_38 SAN MARCOS UNIF CAP REDV     | 68 48          |             | 68 48          |                |
| 54439 065_72 SAN MARCOS CAP PROJ CFD17    | 255,668 40     |             | 255,668 40     | 254,491 10     |
| 54440 065_74 SAN MARCOS CAP PROJ CFD18    | 82,483 50      |             | 82,483 50      | 82,208 56      |
| 54441 065_40 SAN MARCOS UNIF ADULT ED     | 28,720 00      |             | 28,720 00      | 28,380 96      |
| 54448 065_75 SAN MARCOS CAP PROJ CFD19    | 7,497 34       |             | 7,497 34       | 7,433 12       |
| 54449 065_78 SAN MARCOS CAP PROJ CFD20    | 6,100 73       |             | 6,100 73       | 6,048 89       |
| 54450 065_46 SAN MARCOS UNIF ST CAPFAC    | 21,873,699 74  |             | 21,873,699 74  | 21,721,450.08  |
| 54451 065_57 SAN MARCOS FLD HOCKEY SCH    | 73,409 00      |             | 73,409 00      | 73,409 00      |
| 54453 067_01 VALLEY CENTER PAUMA UNIF     | 46,023,195 37  |             | 46,023,195 37  | 45,640,526.96  |
| 54459 067_04 VALLEY CENTER CAFETERIA      | 1,993,132 86   |             | 1,993,132 86   | 1,976,988 37   |
| 54468 067_19 VALLEY CENTER CAP FAC        | 8,091,085 24   |             | 8,091,085 24   | 8,022,378 50   |
| 54469 067_22 VALLEY CENTER-PAUMA ENTERPR  | 140,158 12     |             | 140,158 12     | 138,957 43     |
| 54483 051_01 VISTA UNIFIED GENERAL        | 108,620,324 83 |             | 108,620,324 83 | 107,786,935.75 |
| 54486 051_02 VISTA SP RES CAP OUT         | 20,520,730 04  |             | 20,520,730 04  | 20,338,723 03  |
| 54489 051_04 VISTA UNIF CAFETERIA         | 12,039,348 09  |             | 12,039,348 09  | 11,953,142 07  |
| 54498 051_16 VISTA UNI SELF INSURANCE     | 1,181,163 84   |             | 1,181,163 84   | 1,167,529 01   |
| 54498 051_18 VISTA CAP FAC ACCT           | 16,851,936 19  |             | 16,851,936 19  | 16,708,496 44  |
| 54499 051_22 VISTA UNIF ENTERPRISE        | 7,372,632 12   |             | 7,372,632 12   | 7,314,250 64   |
| 54505 051_31 VISTA UNIF BLDG PROP 39      | 74,791,314 69  |             | 74,791,314 69  | 74,477,441.14  |

PERIODIC FINANCIAL STATEMENT - SCHEDULE OF BALANCE SHEET AND CASH TOTALS BY FUND - GL040

Date 05-MAY-2026 15:26:29

COSD

Current Period APR-26

Currency: USD  
No specific FUND requested

| FUND                                      | ASSETS         | LIABILITIES | FUND BALANCE   | CASH           |
|-------------------------------------------|----------------|-------------|----------------|----------------|
| 54510 051_40 VISTA UNIF ADULT EDUCATON    | 3,053,112.98   |             | 3,053,112.98   | 3,031,869.96   |
| 54516 051_46 VISTA UNIFIED ST SCH FAC     | 0.62           |             | 0.62           |                |
| 54517 051_46 VISTA UNIFIED CHARTER SCHOO  | 1,265,393.92   |             | 1,265,393.92   | 1,254,241.30   |
| 54518 184_62_CHTR VISTA UN BELLA MENTE M  | 7,459,563.23   |             | 7,459,563.23   | 7,397,688.20   |
| 54519 066_01 WARNER UNIFIED GENERAL       | 3,789,084.01   |             | 3,789,084.01   | 3,757,351.88   |
| 54525 066_04 WARNER UNIFIED CAFETERIA     | 9,655.12       |             | 9,655.12       | 9,414.59       |
| 54528 066_06 WARNER CHILD DEVELOPMENT     | 169,254.39     |             | 169,254.39     | 167,220.81     |
| 54540 066_18 WARNER UNF CAP FACILITIES    | 2,861.39       |             | 2,861.39       | 2,655.89       |
| 54544 066_31 WARNER UNF BLDG MEAS TT PRO  | 2,059,466.76   |             | 2,059,466.76   | 2,040,869.43   |
| 54546 066_42 WARNER UNF SPEC RES OTHER    | 182,717.94     |             | 182,717.94     | 181,152.66     |
| 54550 203_62_CHTR WARNER CA PACIFIC CHAR  | 686,264.39     |             | 686,264.39     | 681,000.89     |
| 54551 238_62_CHTR WARNER SD MISSION       | 1,597,378.72   |             | 1,597,378.72   | 1,592,352.83   |
| 54552 240_62_CHTR WARNER SAGE OAK SD      | 7,655,995.81   |             | 7,655,995.81   | 7,575,641.03   |
| 54553 241_62_CHTR WARNER EXCEL ACAD       | 6,489,902.37   |             | 6,489,902.37   | 6,460,482.20   |
| 54554 242_62_CHTR WARNER PTHWYS ADLT      | 1,023,954.64   |             | 1,023,954.64   | 1,000,527.71   |
| 54600 NOTE PARTICIPANT REPLY ACCT WITH WE | 62,938,076.03  |             | 62,938,076.03  | 62,750,000.00  |
| 54724 099_01 CO SCHOOL SERV FUND UNRES    | 213,831,423.93 |             | 213,831,423.93 | 211,220,964.47 |
| 54727 099_02 DEFERRED MAIN ENANCE         | 8,302,939.59   |             | 8,302,939.59   | 8,237,603.32   |
| 54730 099_03 JPA PROPERTY AND LIABILITY   | 64,590,816.47  |             | 64,590,816.47  | 64,000,698.84  |
| 54733 099_04 CAPITAL OUTLAY FUND          | 17,798,542.32  |             | 17,798,542.32  | 17,798,542.32  |
| 54736 099_06 SPECIAL RESERVE FUND         | 65,565,382.09  |             | 65,565,382.09  | 65,002,242.63  |
| 54741 099_10 SPECIAL EDUCATION PASS THRO  | 982,180.89     |             | 982,180.89     | 982,180.89     |
| 54742 099_12 TRAINABL MENTLLY RTRD MNR    | 8,462,955.30   |             | 8,462,955.30   | 8,462,955.30   |
| 54745 099_13 PHYSICALLY HNDICP MINORS     | 12,553,958.52  |             | 12,553,958.52  | 12,553,958.52  |
| 54748 099_14 EDUCABLE MENTLLY RTRD MNR    | 781,896.51     |             | 781,896.51     | 781,896.51     |
| 54751 099_15 CHILDRENS INST TUITION       | 15,042,291.26  |             | 15,042,291.26  | 15,042,291.26  |
| 54754 099_16 REGIONAL OCCUPATIONAL CTR    | 45,159,253.29  |             | 45,159,253.29  | 45,159,253.29  |
| 54757 099_17 TRANBL MENTLLY RTRD MNR HS   | 8,180,859.61   |             | 8,180,859.61   | 8,180,859.61   |
| 54758 099_17 SELF-INS OTH POSTEMP BENFT   | 38,359,641.17  |             | 38,359,641.17  | 38,031,056.51  |
| 54760 099_18 PHYS HNDICP MINORS HS        | 11,609,089.46  |             | 11,609,089.46  | 11,609,089.46  |
| 54763 099_19 CHULA VISTA PROJECT          | 216,991.05     |             | 216,991.05     | 216,991.05     |
| 54766 099_20 VISTA UNIFIED PROJECT        | 768,493.62     |             | 768,493.62     | 763,837.92     |
| 54769 099_21 OCEANSIDE UNIFIED PROJECT    | 224,051.47     |             | 224,051.47     | 222,693.28     |
| 54772 099_22 CHULA VISTA PROJECT 2        | 299,138.83     |             | 299,138.83     | 297,324.51     |
| 54775 099_23 AUTISTIC PUPLS MINOR ELEM    | 376,449.62     |             | 376,449.62     | 376,449.62     |
| 54778 099_24 CARLSBAD PROJECT             | 514,399.32     |             | 514,399.32     | 511,261.51     |
| 54779 099_26 CHILD DEVELOPMENT FUND CSS   | 2,956,443.29   |             | 2,956,443.29   | 2,918,905.28   |
| 54781 099_28 AUTISTIC PUPLS MINOR HIGH    | 362,120.96     |             | 362,120.96     | 362,120.96     |
| 54784 099_31 WORKERS COMP SELF INS FD     | 94,450,323.74  |             | 94,450,323.74  | 93,676,414.87  |
| 54790 099_33 DEVLPHMNT CNTR HNDICP ELEM   | 1,820,869.23   |             | 1,820,869.23   | 1,820,869.23   |
| 54793 099_34 FBC HEALTH AND WELFARE       | 27,441,767.25  |             | 27,441,767.25  | 27,225,968.71  |
| 54796 099_35 FBC VISION                   | 4,880,497.00   |             | 4,880,497.00   | 4,841,238.69   |
| 54802 099_37 FBC DENTAL FUND              | 28,276,014.73  |             | 28,276,014.73  | 28,026,846.44  |
| 54805 099_38 DEVLPHMNT CENTER HNDICP HI   | 1,811,520.52   |             | 1,811,520.52   | 1,811,520.52   |
| 54808 099_39 RETIRED SCH EMP HLTH BNFT    | 47,146.82      |             | 47,146.82      | 46,746.48      |
| 54812 099_46 SCREC SCHOOL FACILITIES      | 38,553.21      |             | 38,553.21      | 38,222.93      |

PERIODIC FINANCIAL STATEMENT - SCHEDULE OF BALANCE SHEET AND CASH TOTALS BY FUND - GL040

Date 05-MAY-2026 15:26:29

COSO  
Current Period APR-26

Currency USD  
No specific FUND requested

| FUND                                     | ASSETS        | LIABILITIES | FUND BALANCE  | CASH          |
|------------------------------------------|---------------|-------------|---------------|---------------|
| 54814 099_59 FBC VOLUNTARY BENEFITS FD   | 805,597.51    |             | 805,597.51    | 798,588.30    |
| 54826 099_72 SPEC RES REDEVELOPMENT      | 62,462,695.22 |             | 62,462,695.22 | 61,926,072.35 |
| 54836 099_80 SPEC RES POST EMPL BENEFIT  | 1,252,941.84  |             | 1,252,941.84  | 1,242,208.31  |
| 54841 099_83 FBC LIFE INSURANCE FUND     | 828,470.51    |             | 828,470.51    | 820,834.82    |
| 54847 099_89 FBC LONG TERM CARE FUND     | 37,966.54     |             | 37,966.54     | 37,507.80     |
| 54850 099_00 SCH PYRL REVOLV NET CHECK   | 20,653.66     |             | 20,653.66     | 20,653.66     |
| 54853 099_01 SCH PYRL REVOLV VENDOR      | 96,062.57     |             | 96,062.57     | 96,062.57     |
| 54856 099_31 SCHL EMP WITHLD TAX FED     | 27,488,003.25 |             | 27,488,003.25 | 27,488,003.25 |
| 54859 099_32 SCHL EMP WITHLD TAX STATE   | 10,949,013.88 |             | 10,949,013.88 | 10,949,013.88 |
| 54862 099_33 SCHL EMP SOC SEC OASDI      | 12,119,856.17 |             | 12,119,856.17 | 12,119,856.17 |
| 54865 099_34 SCH EMP MEDICARE OASDI      | 8,994,323.74  |             | 8,994,323.74  | 8,994,323.74  |
| 54868 099_01 10 12 PAY TRUST FUND        | 14,780,131.66 |             | 14,780,131.66 | 14,780,131.66 |
| 54869 099_03 DAS 11 12 PAY TRUST FUND    | 8,489,534.03  |             | 8,489,534.03  | 8,489,534.03  |
| 54870 099_00 SUPPLEMENTAL REV AUGMENTATI | 169,463.28    |             | 169,463.28    | 168,011.55    |
| 54871 099_02 STRS DEFINED BENEFIT PLAN   | 22,781,154.03 |             | 22,781,154.03 | 22,781,154.03 |
| 54872 099_02 DAS AP ACH TRUST            | 5,515,687.83  |             | 5,515,687.83  | 5,515,687.83  |
| 54874 099_03 PUBLIC EMPLOYEES RET TRF    | 6,936,258.81  |             | 6,936,258.81  | 6,936,258.81  |
| 54877 099_04 STRS CASH BAL PLAN          | 15,691.91     |             | 15,691.91     | 15,691.91     |
| 54880 099_00 FOREST RESERVE SCHL FUND    | 11,007.25     |             | 11,007.25     | 10,993.98     |
| 54900 070_18 NCW CAP FACMITIGA-FEES      | 320,627.77    |             | 320,627.77    | 318,247.04    |
| 54902 070_76 NCW SUBORDINATE SPECIAL TAX | 7,834.18      |             | 7,834.18      | 7,767.07      |
| 54904 070_78 NORTH CITY WEST CONSTR 1    | 7,388,560.70  |             | 7,388,560.70  | 7,349,135.22  |
| 54907 070_79 NO CITY WEST SCH FAC        | 548,936.15    |             | 548,936.15    | 544,430.72    |
| 54908 070_83 NCW DEL MAR SITE FUND       | 93,861.98     |             | 93,861.98     | 93,057.89     |
| 54909 070_84 NCW DEL MAR CONSTRUCTION    | 5.52          |             | 5.52          | 5.47          |
| 54911 070_77 NCW CFD NO 1 SPECIAL TAX    | 39,473.41     |             | 39,473.41     | 39,135.26     |
| 54914 070_NCW CFD NO 3                   | 12,176.05     |             | 12,176.05     | 12,071.74     |
| 54915 070_NCW ONE PASEO                  | 22,202.19     |             | 22,202.19     | 22,011.99     |
| 54955 057_01_CFD CARLSBAD UNIFIED CFD 3  | 9,105,501.44  |             | 9,105,501.44  | 9,041,641.17  |
| 54958 057_02_CFD CARLSBAD UNIFIED CFD 4  | 1,030,860.42  |             | 1,030,860.42  | 1,022,374.36  |
| 54961 068_01 SAN MARCOS COMM FA 3        | 328,430.90    |             | 328,430.90    | 320,647.26    |
| 54964 068_04_CFD SAN MARCOS CFD 4        | 1.51          |             | 1.51          | 1.42          |
| 54967 068_05_CFD SAN MARCOS CFD 5        | 73.52         |             | 73.52         | 66.34         |
| 54970 068_06_CFD SAN MARCOS CFD 6        | 2,324.88      |             | 2,324.88      | 1,807.24      |
| 54976 011_01_CFD DEL MAR CFD 95 1 GEN    | 10,287,299.07 |             | 10,287,299.07 | 10,205,591.21 |
| 54977 011_02_CFD DEL MAR CFD 99 1 GEN    | 11,207,897.70 |             | 11,207,897.70 | 11,120,792.30 |
| 54980 034_01_CFD SOLANA BEACH SCHOOL CFD | 2,675,734.09  |             | 2,675,734.09  | 2,661,735.91  |
| 54981 034_02_CFD SOLANA BEACH CFD 00 1   | 1,626,937.49  |             | 1,626,937.49  | 1,614,736.96  |
| 54982 046_01_CFD SWEETWATER CFD 8        | 2,996.69      |             | 2,996.69      | 2,975.82      |
| 54983 034_03_CFD SOLANA BEACH CFD 04-1   | 5,971,305.16  |             | 5,971,305.16  | 5,929,535.47  |
| 54985 046_02_CFD SWEETWATER CFD 9        | 14,936,678.71 |             | 14,936,678.71 | 14,814,486.80 |
| 54988 046_03_CFD SWEETWATER CFD 6        | 21,268,522.17 |             | 21,268,522.17 | 21,083,726.68 |
| 54994 046_05_CFD SWEETWATER CFD 9B       | 5,510,464.69  |             | 5,510,464.69  | 5,483,777.56  |
| 54997 046_06_CFD SWEETWATER CFD 10       | 17,641,144.13 |             | 17,641,144.13 | 17,498,118.33 |
| 55000 046_07_CFD SWEETWATER CFD 11       | 14,182,484.35 |             | 14,182,484.35 | 14,064,099.40 |
| 55001 046_09_CFD SWEETWATER UHS CFD 12   | 6,355,785.79  |             | 6,355,785.79  | 6,300,330.39  |

PERIODIC FINANCIAL STATEMENT - SCHEDULE OF BALANCE SHEET AND CASH TOTALS BY FUND - GL040

Date 05-MAY-2026 15:26:29

COSD

Current Period APR-26

Currency USD  
No specific FUND requested

| FUND                                      | ASSETS         | LIABILITIES | FUND BALANCE   | CASH           |
|-------------------------------------------|----------------|-------------|----------------|----------------|
| 55002 046_08_CFD SWEETWATER CFD 13        | 3,914,240 07   |             | 3,914,240 07   | 3,881,651 11   |
| 55500 001_01 ALPINE UNION ELEM GEN        | 7,931,852 75   |             | 7,931,852 75   | 7,860,030 52   |
| 55501 001_02 ALPINE USD SP RES CAP PRJ    | 679,164 51     |             | 679,164 51     | 672,275 75     |
| 55503 001_04 ALPINE ELEM CAFETERIA FD     | 880,938 92     |             | 880,938 92     | 873,604 09     |
| 55509 001_12 ALPINE UN DEF MAINT          | 1,525,315 39   |             | 1,525,315 39   | 1,512,227 10   |
| 55512 001_18 ALPINE CAP FAC ACCT          | 302,759 63     |             | 302,759 63     | 300,930 19     |
| 55551 005_01 CAJON VLY UN ELEM GEN        | 120,798,602 53 |             | 120,798,602 53 | 119,768,215 77 |
| 55554 005_02 CAJON VLY SP RES CAP OUT     | 4,447,275 97   |             | 4,447,275 97   | 4,373,045 40   |
| 55557 005_04 CAJON VALLEY CAFETERIA FD    | 671,784 10     |             | 671,784 10     | 662,345 72     |
| 55560 005_05 CAJON VLY CHILD CARE CTR     | 4,986,215 98   |             | 4,986,215 98   | 4,941,256 69   |
| 55563 005_09 CAJON VLY OTHER BLDG FUND    | 20,238,651 81  |             | 20,238,651 81  | 20,064,040 54  |
| 55564 005_10 CAJON VALLEY ELEM BLDG       | 2,542,122 62   |             | 2,542,122 62   | 2,516,806 05   |
| 55569 005_16 CAJON VALLEY HEALTH INS      | 6,788,768 66   |             | 6,788,768 66   | 6,764,366 30   |
| 55572 005_18 CAJON VALLEY CAP FAC ACCT    | 2,738,857 42   |             | 2,738,857 42   | 2,717,004 47   |
| 55581 005_30 CAJON VALY DEDCT INS LOSS    | 339,753 71     |             | 339,753 71     | 336,670 24     |
| 55583 006_44 CAJON VLY - BLDG FUND PROP   | 0 05           |             | 0 05           |                |
| 55585 006_39_CHTR CAJON VLY BOSTONIA      | 12,299,064 61  |             | 12,299,064 61  | 12,208,249 59  |
| 55586 006_42 CAJON VLY SP RES OTHER       | 6,175,855 69   |             | 6,175,855 69   | 6,122,947 51   |
| 55588 006_79 CAJON VLY SP RES POST EMPLO  | 10,562,512 65  |             | 10,562,512 65  | 10,472,027 20  |
| 55589 236_62_CHTR CAJON VLY KIDINNU       | 3,581,613 91   |             | 3,581,613 91   | 3,557,546 64   |
| 55590 007_01 CARDIFF ELEMENTARY GEN       | 6,136,054 40   |             | 6,136,054 40   | 6,101,059 13   |
| 55592 007_02 CARDIFF SP RES CAP PROJ      | 792,271 37     |             | 792,271 37     | 785,259 13     |
| 55596 007_04 CARDIFF CAFETERIA            | 152,201 15     |             | 152,201 15     | 150,977 72     |
| 55601 007_08 CARDIFF BLDG                 | 3,434 02       |             | 3,434 02       | 3,404 60       |
| 55611 007_19 CARDIFF CAP FAC AB2068       | 432,726 60     |             | 432,726 60     | 429,092 16     |
| 55614 007_22 CARDIFF ENTERPRISE           | 11,810 40      |             | 11,810 40      | 11,434 42      |
| 55624 007_80 CARDIFF SPEC RES FD FOR PO   | 1,357 27       |             | 1,357 27       | 1,345 64       |
| 55626 009_01 CHULA VISTA CITY ELEM GEN    | 159,830,526 32 |             | 159,830,526 32 | 158,648,734 94 |
| 55629 009_02 CHULA VSTA SP RES CAP OUT    | 1,195,785 00   |             | 1,195,785 00   | 1,185,785 00   |
| 55632 009_04 CHULA VISTA CAFETERIA        | 19,486,335 52  |             | 19,486,335 52  | 19,317,733 18  |
| 55635 009_06 CHULA VIST CTY EL CHLD CTR   | 9,007,646 52   |             | 9,007,646 52   | 8,932,367 53   |
| 55638 009_09 CHULA VISTA OTHER BLDGNG     | 223 17         |             | 223 17         | 116 81         |
| 55647 009_18 CHULA VISTA CAP FAC ACCT     | 11,853,429 60  |             | 11,853,429 60  | 11,757,237 37  |
| 55650 009_23 CH VISTA PUPIL TRANS EOP     | 0 17           |             | 0 17           | 0 17           |
| 55653 009_30 CHULA VISTA DEDCT INS LSS    | 10,057,552 29  |             | 10,057,552 29  | 9,971,726 77   |
| 55655 009_33 CHULA VISTA BLDG MEASVV      | 39,685,778 62  |             | 39,685,778 62  | 39,336,659 38  |
| 55656 009_37 CV DEDUCT PROP INS LOSS      | 22 18          |             | 22 18          | 21 99          |
| 55657 009_37 CHULA VISTA MEAS M BLDG      | 67,917,950 19  |             | 67,917,950 19  | 67,319,770 53  |
| 55659 009_39_CHTR CHULA VISTA CHART SCH   | 51,840,873 00  |             | 51,840,873 00  | 51,397,497 55  |
| 55665 009_46 CV ELEM STATE SCHOOL FAC     | 19,510,951 76  |             | 19,510,951 76  | 19,349,457 25  |
| 55667 229_62_CHTR CVESD LEARNNG CHOICE AC | 1,920,778 05   |             | 1,920,778 05   | 1,909,011 22   |
| 55669 237_62_CHTR GROSSMONT LEARNNG CHOIC | 565,439 69     |             | 565,439 69     | 558,642 72     |
| 55671 010_01 DEHESA ELEMENTARY GENERAL    | 3,426,657 75   |             | 3,426,657 75   | 3,416,805 20   |
| 55672 010_02 DEHESA SPEC RES CAP PROJ     | 431 14         |             | 431 14         | 427 45         |
| 55673 243_62_CHTR DEHESA CABRILLO PT      | 9,867,591 78   |             | 9,867,591 78   | 9,837,901 40   |
| 55674 010_04 DEHESA CAFETERIA             | 3,333 15       |             | 3,333 15       | 3,214 32       |

PERIODIC FINANCIAL STATEMENT - SCHEDULE OF BALANCE SHEET AND CASH TOTALS BY FUND - GL040

Date: 05-MAY-2026 15:26:29

COSD

Current Period: APR-26

Currency: USD  
No specific FUND requested

| FUND                                     | ASSETS        | LIABILITIES | FUND BALANCE  | CASH          |
|------------------------------------------|---------------|-------------|---------------|---------------|
| 55675 228_62_CHTR DEHESA PAC COAST ACAD  | 12,543,335.40 |             | 12,543,335.40 | 12,507,777.11 |
| 55676 217_62_CHTR DEHESA CA ACAD SPORTS  | 10,039,853.41 |             | 10,039,853.41 | 9,953,845.40  |
| 55677 010_06 DEHESA CHILD CENTER         | 283.37        |             | 283.37        | 280.94        |
| 55678 213_62_CHTR DEHESA DIEGO HILLS CEN | 867.39        |             | 867.39        | 859.95        |
| 55682 010_80 DEHESA SPEC RES POSTEMPLOYM | 33,580.56     |             | 33,580.56     | 33,292.68     |
| 55683 010_19 DEHESA CAP FAC AB2068       | 39,964.44     |             | 39,964.44     | 39,622.06     |
| 55684 010_39_CHTR DEHESA CHARTER SCH FUN | 8,658.02      |             | 8,658.02      | 8,583.85      |
| 55685 010_42 DEHESA SPEC RES OTHER       | 447,361.79    |             | 447,361.79    | 443,531.13    |
| 55689 010_46 DEHESA ST SCHOOL FACILITY   | 1,507.18      |             | 1,507.18      | 1,494.37      |
| 55691 010_62 DEHESA HTS CHTR SCH ENT FUN | 2,447,331.14  |             | 2,447,331.14  | 2,427,909.15  |
| 55693 187_62_CHTR DEHESA METHODS CHARTER | 22,742,234.90 |             | 22,742,234.90 | 22,566,810.96 |
| 55694 188_62_CHTR DEHESA MOSAICA ONLINE  | 4,578,097.96  |             | 4,578,097.96  | 4,536,878.95  |
| 55695 011_01 DEL MAR UNION ELEM GEN      | 36,666,474.04 |             | 36,666,474.04 | 36,439,093.17 |
| 55696 010_33 DEHESA BLDG PROP39-2 MEAS D | 662.24        |             | 662.24        | 656.57        |
| 55697 010_02 DEHESA SP RES CAP LEASE REV | 3,013,131.99  |             | 3,013,131.99  | 3,001,239.87  |
| 55698 011_02 DEL MAR SP RES CAP OUT      | 8,004,089.44  |             | 8,004,089.44  | 7,933,825.33  |
| 55701 011_04 DEL MAR UNION CAFETERIA     | 203,737.46    |             | 203,737.46    | 201,792.37    |
| 55706 011_09 DEL MAR USD OTHER BLDG      | 11,384,532.67 |             | 11,384,532.67 | 11,274,518.94 |
| 55710 011_12 DEL MAR UN DEFERRED MAINT   | 3,524,320.35  |             | 3,524,320.35  | 3,494,128.70  |
| 55716 011_19 DEL MAR CAP FAC AB2068      | 2,526,419.25  |             | 2,526,419.25  | 2,505,098.59  |
| 55719 011_20 DEL MAR FOUNDATION TRUST    | 33,591.09     |             | 33,591.09     | 33,302.24     |
| 55720 011_22 DEL MAR ENTERPRISE FUND     | 6,017,390.53  |             | 6,017,390.53  | 5,974,753.03  |
| 55725 011_42 DEL MAR SPEC RES OTHER      | 2,349,503.25  |             | 2,349,503.25  | 2,329,375.86  |
| 55731 011_46 DEL MAR STATE SCH FAC       | 508.47        |             | 508.47        | 504.11        |
| 55734 014_01 ENCINITAS UN ELEM GEN       | 40,748,971.72 |             | 40,748,971.72 | 40,502,042.29 |
| 55735 014_02 ENCINITAS SPECIAL RES CAP   | 10,213,442.63 |             | 10,213,442.63 | 10,124,146.86 |
| 55737 014_04 ENCINITAS UN CAFETERIA      | 1,175,282.73  |             | 1,175,282.73  | 1,167,673.50  |
| 55744 014_16 ENCINITAS                   | 6,464,215.68  |             | 6,464,215.68  | 6,407,877.87  |
| 55749 014_19 ENCINITAS CAP FAC AB2068    | 3,135,887.09  |             | 3,135,887.09  | 3,109,606.95  |
| 55753 014_57 ENCINITAS FOUNDATION PERM T | 129,069.78    |             | 129,069.78    | 127,964.08    |
| 55757 014_31 ENCINITAS BLDG MEAS 2 PROP3 | 54,317,338.78 |             | 54,317,338.78 | 53,846,307.64 |
| 55758 014_42 ENCINITAS SPEC RES OTHER    | 7,839,896.44  |             | 7,839,896.44  | 7,772,710.89  |
| 55764 015_01 ESCONDIDO UN ELEM GEN       | 98,298,439.85 |             | 98,298,439.85 | 97,497,955.70 |
| 55767 015_02 ESCONDIDO SP RES CAP OUT    | 5,640,132.44  |             | 5,640,132.44  | 5,582,617.62  |
| 55770 015_04 ESCONDIDO UN CAFETERIA FD   | 13,720,047.32 |             | 13,720,047.32 | 13,610,727.92 |
| 55773 015_06 ESCONDIDO UN ELEM CHL CTR   | 3,548,005.14  |             | 3,548,005.14  | 3,515,157.21  |
| 55776 015_09 ESCONDIDO UN OTHER BLDG     | 689,986.24    |             | 689,986.24    | 684,075.36    |
| 55779 015_10 ESCONDIDO UNION BLDG        | 215,652.67    |             | 215,652.67    | 213,805.25    |
| 55782 015_12 ESCONDIDO ELEM DEF MAINT    | 94,182.20     |             | 94,182.20     | 92,945.44     |
| 55786 015_19 ESCONDIDO CAP PROJECT SB206 | 5,994,947.93  |             | 5,994,947.93  | 5,945,567.84  |
| 55789 015_57 ESCONDIDO FOUNDATION PERM   | 14,839.90     |             | 14,839.90     | 14,712.77     |
| 55790 015_31 ESCONDIDO BLDNG PROP 39 DS  | 9,496,565.03  |             | 9,496,565.03  | 9,413,625.31  |
| 55797 015_35 ESC SP RES FED REBATE       | 52,277.36     |             | 52,277.36     | 51,829.52     |
| 55800 015_38 ESCONDIDO CAP FAC REDEVEL   | 10,834,677.05 |             | 10,834,677.05 | 10,744,910.39 |
| 55804 015_42 ESCONDIDO SPEC RES OTH C O  | 658,396.43    |             | 658,396.43    | 652,756.17    |
| 55807 015_58 ESCONDIDO CAP PROJ CFD      | 784,147.15    |             | 784,147.15    | 778,872.38    |

PERIODIC FINANCIAL STATEMENT - SCHEDULE OF BALANCE SHEET AND CASH TOTALS BY FUND - GL040

Date 05-MAY-2026 15:26:29

COSD

Current Period APR-26

Currency USD  
No specific FUND requested

| FUND                                      | ASSETS        | LIABILITIES | FUND BALANCE  | CASH          |
|-------------------------------------------|---------------|-------------|---------------|---------------|
| 55809 015_46 ESCONDIDO UN ST SCH FAC      | 5,413.79      |             | 5,413.79      | 5,367.42      |
| 55814 204_62_CHTR ESCONDIDO UN EPIPHANY   | 140,997.29    |             | 140,997.29    | 139,769.41    |
| 55815 016_01 FALLBROOK UNION ELEM GEN     | 38,221,955.97 |             | 38,221,955.97 | 37,890,585.26 |
| 55817 016_06 FALLBROOK UNESD CHILD DEV PS | 545,781.44    |             | 545,781.44    | 541,419.77    |
| 55818 016_04 FALLBROOK UN CAFETERIA       | 4,645,353.02  |             | 4,645,353.02  | 4,603,756.04  |
| 55820 016_80 FALLBROOK SPEC RES POST EMP  | 43,060.56     |             | 43,060.56     | 42,691.68     |
| 55821 016_12 FALLBROOK DEFERRED MAINT     | 12.14         |             | 12.14         | 12.04         |
| 55822 016_02 FALLBROOK SP RSV- CAP PRJ    | 272,800.80    |             | 272,800.80    | 272,659.31    |
| 55824 016_16 FALLBROOK HLTH WLF SLF INS   | 259,466.54    |             | 259,466.54    | 257,243.77    |
| 55827 016_18 FALLBROOK UN CAP FAC ACCT    | 6,084,133.15  |             | 6,084,133.15  | 6,033,175.88  |
| 55830 016_23 FALLBROOK PUPIL TRANS E9P    | 1,084.65      |             | 1,084.65      | 1,075.43      |
| 55833 016_42 FALLBROOK UNION              | 5,025,261.85  |             | 5,025,261.85  | 4,982,226.80  |
| 55835 016_46 FALLBROOK ST SCH FACILITY    | 1,897,715.58  |             | 1,897,715.58  | 1,881,458.54  |
| 55839 017_01 JAMUL DULZURA GENERAL        | 3,009,990.76  |             | 3,009,990.76  | 2,989,935.35  |
| 55843 017_02 JAMUL DULZURA SPEC RES CAPI  | 30,393.64     |             | 30,393.64     | 30,006.77     |
| 55845 017_04 JAMUL DULZURA CAFETERIA      | 721,797.40    |             | 721,797.40    | 715,958.75    |
| 55848 017_06 JAMUL DULZURA CHILD DEVEL    | 6,680.17      |             | 6,680.17      | 6,600.04      |
| 55851 017_10 JAMUL DULZURA BLDG           | 20,027.80     |             | 20,027.80     | 19,857.52     |
| 55854 017_12 JAMUL DULZURA DEF MAINT      | 16,603.86     |             | 16,603.86     | 16,461.62     |
| 55857 017_19 JAMUL DLZA CAP FAC AB2068    | 82,667.09     |             | 82,667.09     | 82,005.76     |
| 55864 017_23 JAMUL DULZURA PUPIL TRANS E  | 9,397.66      |             | 9,397.66      | 9,317.15      |
| 55869 017_39_CHTR JAMUL CHARTER SCHOOL F  | 632,125.61    |             | 632,125.61    | 627,802.78    |
| 55872 017_42 JAMUL SPECIAL RES OTHER      | 482,170.98    |             | 482,170.98    | 478,040.38    |
| 55878 018_01 JULIAN UNION ELEM GEN        | 2,520,686.95  |             | 2,520,686.95  | 2,496,351.86  |
| 55882 018_02 JULIAN SPEC RES-CAP PRJ      | 82,938.59     |             | 82,938.59     | 82,214.95     |
| 55884 018_04 JULIAN UNION CAFETERIA       | 12,825.62     |             | 12,825.62     | 12,016.99     |
| 55887 018_12 JULIAN ELEM DEF MAINT        | 52.79         |             | 52.79         | 52.34         |
| 55889 018_17 JULIAN UN OPEB OTH POSTEMP   | 781,517.23    |             | 781,517.23    | 774,654.48    |
| 55890 018_18 JULIAN UN CAP FAC ACCT       | 1,866.79      |             | 1,866.79      | 1,815.14      |
| 55891 018_22 JULIAN UN OTHER ENTERPRISE   | 1,081,466.06  |             | 1,081,466.06  | 1,072,201.14  |
| 55895 239_62_CHTR JULIAN BEST ACAD        | 5,543,877.37  |             | 5,543,877.37  | 5,504,486.34  |
| 55896 018_42 JULIAN UN SPEC RES OTHER     | 1,420,821.56  |             | 1,420,821.56  | 1,408,649.86  |
| 55897 232_62_CHTR JUSD JCS-CEDAR COVE     | 330,858.30    |             | 330,858.30    | 329,482.77    |
| 55898 227_62_CHTR JUSD DIEGO VLY EAST     | 12.91         |             | 12.91         | 10.97         |
| 55900 215_62_CHTR JULIAN UN JCS-MTN OAKS  | 460,581.98    |             | 460,581.98    | 458,965.30    |
| 55904 180_62_CHTR JULIAN UN HARBOR SPRIN  | 2,595,779.87  |             | 2,595,779.87  | 2,582,284.36  |
| 55905 019_01 LAKESIDE UNION ELEM GEN      | 10,321,481.91 |             | 10,321,481.91 | 10,243,738.08 |
| 55908 019_02 LAKESIDE SP RES CAP OUT      | 763,635.80    |             | 763,635.80    | 757,268.48    |
| 55912 019_04 LAKESIDE CAFETERIA 13-00     | 3,926,184.49  |             | 3,926,184.49  | 3,892,384.82  |
| 55914 019_06 LAKESIDE UN CHILD DEVELOP    | 3,312,029.09  |             | 3,312,029.09  | 3,282,510.75  |
| 55916 019_08 LAKESIDE UN ASB SP REV       | 28,611.03     |             | 28,611.03     | 28,274.88     |
| 55921 019_62 LAKESIDE CH SC ENTERPRISE    | 1,291,165.14  |             | 1,291,165.14  | 1,280,877.95  |
| 55929 019_19 LAKESIDE CAP FAC AB2068      | 871,342.82    |             | 871,342.82    | 866,246.72    |
| 55938 019_23 LAKESIDE PUPIL TRAN EQUIP    | 1,740.93      |             | 1,740.93      | 1,726.02      |
| 55942 019_31 LAKESIDE BLDG PROP 39 AND D  | 2,956.47      |             | 2,956.47      | 2,931.14      |
| 55947 019_42 LAKESIDE SPEC RES OTHER      | 426,669.33    |             | 426,669.33    | 423,014.20    |

PERIODIC FINANCIAL STATEMENT - SCHEDULE OF BALANCE SHEET AND CASH TOTALS BY FUND - GL040

Date 05-MAY-2026 15 26 29

COSD

Current Period APR-26

Currency USD  
No specific FUND requested

| FUND                                     | ASSETS        | LIABILITIES | FUND BALANCE  | CASH          |
|------------------------------------------|---------------|-------------|---------------|---------------|
| 55956 020_01 LA MESA SPRING VLY EL GEN   | 48,009,988 36 |             | 48,009,988 36 | 47,634,604 01 |
| 55957 020_22 LA MESA SP VLY ENTERPRISE   | 5,360,974 66  |             | 5,360,974 66  | 5,320,183 83  |
| 55958 020_31 LA MESA SV BLDG PROP 39     | 29,093,794 97 |             | 29,093,794 97 | 28,826,816 30 |
| 55959 020_02 LA MESA SV SP RES CAP OUT   | 1,455,032 10  |             | 1,455,032 10  | 1,442,938 24  |
| 55962 020_04 LA MESA SPR VLY CAFETERIA   | 4,653,032 49  |             | 4,653,032 49  | 4,606,971 67  |
| 55965 020_06 LA MESA SP VLY EL CHD CTR   | 4,482,293 26  |             | 4,482,293 26  | 4,444,169 43  |
| 55966 020_08 LA MESA SPR VLY ASB SRF     | 193,145 25    |             | 193,145 25    | 191,440 51    |
| 55971 020_19 LA MESA SV CAP FAC AB2068   | 5,949,320 39  |             | 5,949,320 39  | 5,896,804 70  |
| 55972 020_42 LA MESA SV SPECIAL RES CAP  | 2,189,706 40  |             | 2,189,706 40  | 2,170,948 21  |
| 55981 211_62_CHTR LMSV NUA SPARROW       | 581,037 77    |             | 581,037 77    | 577,188 97    |
| 55983 021_01 LEMON GROVE ELEM GEN        | 13,972,672 66 |             | 13,972,672 66 | 13,847,097 96 |
| 55984 021_02 LEMON GROVE SP RSV - CAPITA | 28,441 17     |             | 28,441 17     | 27,743 96     |
| 55986 021_04 LEMON GROVE CAFETERIA       | 2,295,122 94  |             | 2,295,122 94  | 2,274,502 67  |
| 55988 021_06 LEMON GROVE                 | 1,773,784 98  |             | 1,773,784 98  | 1,756,614 43  |
| 55992 021_10 LEMON GROVE BLDG ELEM       | 0 12          |             | 0 12          | 0 12          |
| 55995 021_12 LEMON GROVE ELM DEF MAINT   | 3,101,996 92  |             | 3,101,996 92  | 3,075,369 35  |
| 55996 021_34 LEMON GROVE BLDG MEAS EE PR | 1,280,227 84  |             | 1,280,227 84  | 1,269,260 95  |
| 55997 021_38 LEMON GROVE BLDG MEAS CC PR | 6,587,777 97  |             | 6,587,777 97  | 6,528,954 06  |
| 55998 021_18 LEMON GRV CAP FACILITIES    | 94,778 87     |             | 94,778 87     | 93,861 11     |
| 55999 021_80 LEMON GRV SP RES POSTEMPL B | 10 99         |             | 10 99         | 10 90         |
| 56001 021_19 LEMON GROV CAP FAC AB2068   | 379,442 28    |             | 379,442 28    | 376,613 96    |
| 56002 021_22 LEMON GROVE ENTERPRISE      | 1,403 85      |             | 1,403 85      | 1,391 82      |
| 56004 021_30 LEMON GROVE DEDCT INS LOS   | 253,269 81    |             | 253,269 81    | 251,137 00    |
| 56005 021_31 LEMON GROVE BLDG FD PROP 39 | 0 23          |             | 0 23          | 0 23          |
| 56006 021_42 LEMON GROVE SPEC RES OTHER  | 2,516,199 72  |             | 2,516,199 72  | 2,494,644 30  |
| 56007 021_45 LG ST SCH BLDG LEASE PURC   | 75 88         |             | 75 88         | 75 88         |
| 56008 021_33 LEMON GROVE BLDG FD PROP 39 | 1,015 66      |             | 1,015 66      | 1,003 30      |
| 56009 021_77 LEMON GROVE BLDG FD PROP 39 | 11,837,828 97 |             | 11,837,828 97 | 11,734,614 94 |
| 56010 021_46 LEMON GROVE SCHL FAC        | 2,054,639 11  |             | 2,054,639 11  | 2,037,063 80  |
| 56013 023_01 NATIONAL ELEMENTARY GEN     | 22,043,231 33 |             | 22,043,231 33 | 21,853,606 31 |
| 56016 023_02 NATIONAL SP RES CAP OUT     | 182,618 90    |             | 182,618 90    | 181,029 91    |
| 56019 023_04 NATIONAL CAFETERIA          | 3,043,726 05  |             | 3,043,726 05  | 3,016,301 39  |
| 56022 023_06 NATIONAL ELEM CHLDNRN CTR   | 1,982,699 46  |             | 1,982,699 46  | 1,967,017 90  |
| 56025 023_12 NATIONAL ELEM DEF MAINT     | 0 01          |             | 0 01          | 0 01          |
| 56031 023_19 NATIONAL CAP FAC AB2068     | 16,949 01     |             | 16,949 01     | 16,889 79     |
| 56032 023_31 2020 NAT BLDG FD PROP 39    | 11,499,334 12 |             | 11,499,334 12 | 11,388,105 75 |
| 56033 023_31 NATIONAL BLDG PROP 39       | 0 11          |             | 0 11          | 0 11          |
| 56034 023_38 NATIONAL CAP FAC REDEVEL    | 79,805 63     |             | 79,805 63     | 77,137 16     |
| 56040 023_46 NATL SCH DIST ST SCH CAP    | 16,948 62     |             | 16,948 62     | 16,803 43     |
| 56044 023_62_CHTR NATL CHARTER SCH ENTER | 3,049,582 44  |             | 3,049,582 44  | 3,023,382 96  |
| 56045 199_62_CHTR NATL BEACON CLASSICAL  | 846 61        |             | 846 61        | 839 36        |
| 56070 028_01 RANCHO SANTA FE ELEM GEN    | 5,136,843 67  |             | 5,136,843 67  | 5,111,015 87  |
| 56071 028_02 RNCHO STA FE SPEC RES CAP P | 3,900,449 77  |             | 3,900,449 77  | 3,890,149 91  |
| 56082 028_18 RCHO STA FE CAP FAC ACCT    | 61,954 20     |             | 61,954 20     | 61,423 46     |
| 56085 028_19 RCH SNT FE CAP FAC AB2068   | 4,228,244 34  |             | 4,228,244 34  | 4,192,111 14  |
| 56088 028_42 RNCHO STA FE SP RES OTHER   | 2,591,304 02  |             | 2,591,304 02  | 2,545,455 47  |

PERIODIC FINANCIAL STATEMENT - SCHEDULE OF BALANCE SHEET AND CASH TOTALS BY FUND - GL040

Date 05-MAY-2026 15:26:29

COSD  
Current Period APR-26

Currency USD  
No specific FUND requested

| FUND                                     | ASSETS        | LIABILITIES | FUND BALANCE  | CASH          |
|------------------------------------------|---------------|-------------|---------------|---------------|
| 56097 034_01 SOLANA BEACH ELEM GEN       | 32,621,616.60 |             | 32,621,616.60 | 32,419,491.86 |
| 56100 034_02 SOLANA BCH SP RES CAP OUT   | 6,542,751.59  |             | 6,542,751.59  | 6,486,703.20  |
| 56103 034_04 SOLANA BEACH CAFETERIA      | 628,917.86    |             | 628,917.86    | 625,492.28    |
| 56106 034_06 SOLANA BEACH CHILD CARE     | 1,584,829.61  |             | 1,584,829.61  | 1,574,956.05  |
| 56109 034_09 SOLANA BCH OTHER BLDG FD    | 8.89          |             | 8.89          | 8.82          |
| 56112 034_12 SOLANA BEACH DEF MAINT      | 4,962,678.01  |             | 4,962,678.01  | 4,920,212.97  |
| 56115 034_15 SOL BCH SELF INSURANCE TR   | 1,294,167.37  |             | 1,294,167.37  | 1,283,703.29  |
| 56118 034_18 SOLANA BEACH CAP FAC ACCT   | 0.03          |             | 0.03          | 0.03          |
| 56121 034_19 SOLANA BCH CAP FAC AB2068   | 979,708.25    |             | 979,708.25    | 971,263.62    |
| 56125 034_32 SOLANA BEACH FOUNDATION RR  | 1,255,847.38  |             | 1,255,847.38  | 1,244,936.66  |
| 56126 034_39 SOLANA BCH BLDG PROP 39     | 2,343,633.56  |             | 2,343,633.56  | 2,323,469.90  |
| 56127 034_42 SOLANA BCH SP RES OTHER     | 9,362,356.61  |             | 9,362,356.61  | 9,282,153.88  |
| 56128 034_80 SOLANA BEACH SPEC RES PE BE | 3,668,473.14  |             | 3,668,473.14  | 3,637,047.24  |
| 56131 034_46 SOLANA BEACH SCH FAC FD     | 0.01          |             | 0.01          | 0.01          |
| 56133 031_01 SAN PASQUAL UN ELEM GEN     | 3,174,442.66  |             | 3,174,442.66  | 3,150,787.19  |
| 56135 031_42 SAN PASQUAL SP RES OTHER    | 272,195.91    |             | 272,195.91    | 269,864.10    |
| 56136 031_02 SN PASQUAL SP RES CAP OUT   | 795,972.88    |             | 795,972.88    | 789,154.05    |
| 56137 031_04 SAN PASQUAL UN CAFETERIA    | 304,341.48    |             | 304,341.48    | 301,927.55    |
| 56141 031_22 SAN PASQUAL ENTERPRISE FD   | 363,320.96    |             | 363,320.96    | 360,110.58    |
| 56142 031_12 SAN PASQUAL DEF MAINT       | 770,277.25    |             | 770,277.25    | 763,512.14    |
| 56145 031_19 SN PASQUAL CAP FAC AB2068   | 653,902.97    |             | 653,902.97    | 648,491.07    |
| 56154 032_01 SANTEE ELEMENTARY GENERAL   | 39,834,922.29 |             | 39,834,922.29 | 39,494,524.34 |
| 56160 032_04 SANTEE ELEM CAFETERIA       | 4,437,053.53  |             | 4,437,053.53  | 4,399,545.20  |
| 56163 032_06 SANTEE CHILD CARE CENTER    | 499,100.09    |             | 499,100.09    | 494,826.20    |
| 56167 032_06 SANTEE BLDG FUND-PROP 39    | 0.01          |             | 0.01          | 0.01          |
| 56169 032_12 SANTEE ELEM DEF MAINT       | 176,553.54    |             | 176,553.54    | 174,823.08    |
| 56172 032_18 SANTEE CAP FAC ACCT         | 1,716,585.93  |             | 1,716,585.93  | 1,701,700.65  |
| 56173 032_22 SANTEE OTHER ENTERPRISE FUN | 2,268,686.70  |             | 2,268,686.70  | 2,250,876.65  |
| 56181 032_38 SANTEE CAP FAC REDEVELOP    | 2,641,411.67  |             | 2,641,411.67  | 2,610,190.75  |
| 56185 032_40 SANTEE SPEC RES CAP PROJECT | 7,209,343.90  |             | 7,209,343.90  | 7,182,554.64  |
| 56187 032_42 SANTEE SPEC RESERVE OTHER   | 2,993,475.83  |             | 2,993,475.83  | 2,967,831.74  |
| 56191 032_46 SANTEE CNTY SCH FACILITIES  | 8.48          |             | 8.48          | 8.41          |
| 56193 033_01 SAN YSIDRO ELEM GEN         | 18,928,187.10 |             | 18,928,187.10 | 18,790,798.47 |
| 56195 033_04 SAN YSIDRO CAFETERIA        | 3,386,667.39  |             | 3,386,667.39  | 3,362,942.42  |
| 56196 033_02 SAN YSIDRO SP RES CAP OUT   | 7,017,576.53  |             | 7,017,576.53  | 6,957,459.34  |
| 56199 033_06 SAN YSIDRO ELEM CHLD CNTR   | 2,206,609.51  |             | 2,206,609.51  | 2,185,583.25  |
| 56202 033_10 SAN YSIDRO ELEM BLDG        | 0.01          |             | 0.01          | 0.01          |
| 56208 033_18 SAN YSIDRO CAP FAC ACCT     | 10,299,900.35 |             | 10,299,900.35 | 10,211,991.99 |
| 56212 033_33 SN YSIDRO BLDG PROP39-2 MEA | 30,317,813.61 |             | 30,317,813.61 | 30,032,191.15 |
| 56213 033_31 SN YSIDRO BLDG PROP39 MEAS  | 36,449,176.41 |             | 36,449,176.41 | 36,134,931.52 |
| 56221 033_46 SAN YSIDRO ST SCH FAC       | 147,618.89    |             | 147,618.89    | 146,089.46    |
| 56225 033_59_CFD SAN YSIDRO SD CFD 1     | 48,716.38     |             | 48,716.38     | 48,304.27     |
| 56227 033_54_CFD SAN YSIDRO SD CFD 2     | 1,124,369.83  |             | 1,124,369.83  | 1,119,071.20  |
| 56228 033_55_CFD SAN YSIDRO SD CFD 3     | 3,429,416.85  |             | 3,429,416.85  | 3,411,998.85  |
| 56232 035_01 SOUTH BAY UNION ELEM GEN    | 46,960,830.91 |             | 46,960,830.91 | 46,525,246.39 |
| 56235 035_02 SOUTH BAY SP RES CAP OUT    | 1,643,481.38  |             | 1,643,481.38  | 1,629,255.76  |

PERIODIC FINANCIAL STATEMENT - SCHEDULE OF BALANCE SHEET AND CASH TOTALS BY FUND - GL040

Date 05-MAY-2026 15:26:29

COSD

Current Period APR-26

Currency USD  
No specific FUND requested

| FUND                                     | ASSETS        | LIABILITIES   | FUND BALANCE  | CASH          |
|------------------------------------------|---------------|---------------|---------------|---------------|
| 56238 035_04 SOUTH BAY UN CAFETERIA FD   | 3,010,018.41  |               | 3,010,018.41  | 2,981,313.40  |
| 56241 035_06 SOUTH BAY CHILD CTR         | 3,705,959.84  |               | 3,705,959.84  | 3,675,879.99  |
| 56244 035_10 SOUTH BAY BUILDING          | 3,263,282.66  |               | 3,263,282.66  | 3,232,999.33  |
| 56245 035_38 SOUTH BAY BLDG MEAS PP (PRO | 18,024,967.63 |               | 18,024,967.63 | 17,863,300.97 |
| 56250 035_19 SOUTH BAY CAP FAC AB2068    | 1,438,875.65  |               | 1,438,875.65  | 1,426,735.10  |
| 56253 035_20 SOUTH BAY FOUNDATION TRST   | 13,858.98     |               | 13,858.98     | 13,740.26     |
| 56254 035_42 SO BAY SPEC RES OTHER       | 119,863.99    |               | 119,863.99    | 118,837.16    |
| 56255 035_39 SOUTH BAY CHARTER SCHOOL    | 17,958,926.07 |               | 17,958,926.07 | 17,812,300.06 |
| 56258 035_81 IMPERIAL BEACH CHTR SCH     | 4,301,930.58  |               | 4,301,930.58  | 4,267,179.24  |
| 56259 035_46 SOUTH BAY UN ST SCH FAC     | 102,845.34    |               | 102,845.34    | 101,964.30    |
| 56261 035_80 SO BAY SPEC RES FOR POSTEMP | 163,732.44    |               | 163,732.44    | 162,329.80    |
| 56262 036_01 SPENCER VALLEY ELEM GEN     | 6,145,879.96  |               | 6,145,879.96  | 6,092,356.10  |
| 56263 036_02 SPENCER VLY SP RES CAP PROJ | 18,027.85     |               | 18,027.85     | 17,663.42     |
| 56264 036_22 SPENCER VLY ENTERPRISE FD   | 9,314.76      |               | 9,314.76      | 9,186.17      |
| 56268 036_42 SPENCER VLY SPC RES OTHER   | 3,885,733.64  |               | 3,885,733.64  | 3,852,445.79  |
| 56274 037_01 VALLECITOS ELEM GEN         | 2,240,503.43  |               | 2,240,503.43  | 2,222,002.97  |
| 56280 037_04 VALLECITOS CAFETERIA        | 50,584.21     |               | 50,584.21     | 49,948.82     |
| 56283 037_06 VALLECITOS CHILD DEVELOP    | 20,175.27     |               | 20,175.27     | 20,002.44     |
| 56289 037_18 VALLECITOS CAP FAC ACCT     | 10,695.99     |               | 10,695.99     | 10,152.43     |
| 56295 037_42 VALLECITOS SPEC RES OTHER   | 624,764.57    |               | 624,764.57    | 619,412.42    |
| 56297 037_46 VALLECITOS CO SCH FAC       | 3,317.59      |               | 3,317.59      | 3,006.80      |
| 56700 001_DS ALPINE UNION 1997A          | 13,478,542.36 | 13,457,895.00 | 20,647.36     | 20,470.48     |
| 56701 004_DS BONSALL UN ELEM ELEC 2005 S | 12.96         |               | 12.96         | 12.85         |
| 56703 001_DS ALPINE ELEM 1999B           | 15,309,268.68 | 14,382,756.25 |               |               |
| 56705 006_DS CAJON VALLEY DS 2000A       | 12,065,554.98 | 12,065,554.98 |               |               |
| 56706 007_DS CARDIFF SCH DIST 2000A      | 21,691,636.86 | 21,375,350.00 |               |               |
| 56707 006_DS CAJON VALLEY DEBT SERV 2000 | 37,004,125.02 | 37,004,125.02 | 316,286.86    | 313,251.06    |
| 56708 006_DS CAJON VALLEY ELEM DS2000C   | 26,730,491.25 | 26,730,491.25 |               |               |
| 56710 009_DS CHULA VISTA ELEM 1998G DS   | 25,802,022.50 | 25,802,022.50 |               |               |
| 56711 006_DS CAJON VALLEY ELEM DS2000D   | (354,068.90)  | (354,068.90)  |               |               |
| 56712 009_DS CHULA VISTA ELEM 1999A      | 31,757,645.00 | 31,757,645.00 |               |               |
| 56713 009_DS CHULA VISTA DS 1998E        | 17,304,000.13 | 17,304,000.13 |               |               |
| 56714 009_DS CHULA VISTA ELEM 1998F DS   | 22,435,312.50 | 22,435,312.50 |               |               |
| 56715 009_DS CH VISTA ELEM 2000B 1998    | 14,550,276.87 | 14,550,276.87 |               |               |
| 56716 009_DS CHULA VISTA DS 1998C EL     | 10,706,955.00 | 10,706,955.00 |               |               |
| 56717 009_DS CHULA VISTA DS 1998D        | 15,837,411.25 | 15,837,411.25 |               |               |
| 56719 009_DS CHULA VISTA ELEM 2005 REFUN | (504,792.13)  | (504,792.13)  |               |               |
| 56720 006_DS CAJON VALLEY ELEM DS 2008A  | 9.31          |               | 9.31          | 9.23          |
| 56722 004_DS BONSALL USD 2005 SERIES 200 | 0.13          |               | 0.13          | 0.13          |
| 56725 006_DS CAJON VALLEY 2000 ELEC 2010 | 1.04          |               | 1.04          | 1.03          |
| 56727 014_DS ENCINITAS ELEM 1996A GDB    | 60,150,025.15 | 60,150,000.00 | 25.15         | 23.68         |
| 56728 009_DS CHULA VISTA ELEM 2010 REF   | 331.20        |               | 331.20        | 311.49        |
| 56731 014_DS ENCINITAS USD 2010 ELEC 201 | 2,154,531.06  |               | 2,154,531.06  | 2,143,692.10  |
| 56732 006_DS CAJON VALLEY USD 2011 QSCB  | 574,285.58    |               | 574,285.58    | 568,240.84    |
| 56734 006_DS CAJON VALLEY USD 2011 REFUN | 285,622.45    |               | 285,622.45    | 282,422.98    |
| 56735 009_DS CHULA VISTA ELEM 2012 REF   | 1,934,313.79  |               | 1,934,313.79  | 1,923,620.51  |

PERIODIC FINANCIAL STATEMENT - SCHEDULE OF BALANCE SHEET AND CASH TOTALS BY FUND - GL040

Date 05-MAY-2026 15 26 29

COSD  
Current Period APR-26

Currency USD  
No specific FUND requested

| FUND                                      | ASSETS        | LIABILITIES   | FUND BALANCE | CASH         |
|-------------------------------------------|---------------|---------------|--------------|--------------|
| 56737 006_DS CAJON VALLEY ELEM 2011C 200  | 3,232 45      |               | 3,232 45     | 3,044 32     |
| 56738 014_DS ENCINITAS USD 2010 ELEC 201  | 272,857 80    |               | 272,857 80   | 271,627 42   |
| 56740 009_DS CHULA VISTA ELEM SFID 2012A  | 3,323 53      |               | 3,323 53     | 3,130 13     |
| 56742 015_DS ESCONDIDO ELEM REF 1996A/200 | 20,065,843 78 | 20,065,843 78 |              |              |
| 56743 015_DS ESCONDIDO ELEM 2002A REF     | 80,687,972 00 | 80,682,612 50 | 5,359 50     | 5,316 69     |
| 56744 016_DS FALLBROOK ELEM 2004C         | 7,821,289 10  | 7,816,904 96  | 4,384 14     | 4,352 34     |
| 56746 016_DS FALLBROOK UNION ELEM 2003 A  | 42,229,118 35 | 39,125,832 05 | 3,103,286 30 | 3,082,951 64 |
| 56747 016_DS FALLBROOK ELEM 2003B         | 10,792,857 17 | 9,903,311 34  | 889,545 83   | 883,995 30   |
| 56749 016_DS FALLBROOK UN ELEM ELEC 2002  | 108,985 86    | (21,342 29)   | 130,327 95   | 129,385 86   |
| 56750 016_DS FALLBROOK UN ELEM 2010A REF  | 93 25         |               | 93 25        | 87 73        |
| 56752 016_DS FALLBROOK UN ELEM 2012 REF   | 778,822 59    |               | 778,822 59   | 769,802 54   |
| 56753 009_DS CHULA VISTA ELEM 2013 REF    | 1,017,482 06  |               | 1,017,482 06 | 1,012,218 29 |
| 56754 017_DS JAMIL LAS FLORES 1976C       | 807,880 00    | 807,880 00    |              |              |
| 56755 006_DS CAJON VALLEY USD 2014 REF B  | 535,871 60    |               | 535,871 60   | 531,285 44   |
| 56756 021_DS LEMON GROVE ELEC 2008B       | 2,536 49      |               | 2,536 49     | 2,514 76     |
| 56757 017_DS JAMIL DULZURA ELEM 1995A     | 5,877,577 50  | 5,877,577 50  |              |              |
| 56758 017_DS JAMIL ELEM 2004A             | 8,273,557 14  | 7,084,481 25  | 1,189,075 89 | 1,182,063 93 |
| 56759 021_DS LEMON GROVE ELEC 2008C       | 127 78        |               | 127 78       | 120 17       |
| 56760 017_DS JAMIL 1998A                  | 5,087,016 25  | 5,087,016 25  |              |              |
| 56761 020_DS LA MESA SPRING VALLEY DS 20  | 55,964,767 70 | 53,946,420 25 | 2,018,347 45 | 2,009,134 95 |
| 56762 020_DS LA MESA SPRING VALLEY 2002B  | 40,039,699 85 | 34,550,000 00 | 5,489,699 85 | 5,461,607 42 |
| 56763 021_DS LEMON GROVE DS 1999A ELEM    | 11,844,672 24 | 11,719,546 25 | 125,125 99   | 124,054 55   |
| 56764 021_DS LEMON GROVE DS 1998B EL      | 7,597,920 14  | 7,061,520 00  | 536,400 14   | 530,314 01   |
| 56765 021_DS LEMON GROVE DS 1998C ELEM    | 9,669,027 80  | 7,193,628 40  | 2,475,399 40 | 2,465,708 42 |
| 56767 021_DS LEMON GROVE DS 2008A         | 19 10         |               | 19 10        | 18 94        |
| 56768 028_DS RANCHO SANTA FE 2004B        | 1,717,938 28  | 1,717,938 28  |              |              |
| 56769 028_DS RANCHO SANTA FE DS 1991A     | 322,973 12    | 322,973 12    |              |              |
| 56770 028_DS RANCHO SANTA FE 2004A        | 4,444,764 93  | 4,394,178 23  | 50,586 70    | 50,153 84    |
| 56771 020_DS RANCHO SANTA FE 2008A        | 450,824 10    |               | 450,824 10   | 446,212 77   |
| 56773 026_DS RANCHO SANTA FE 2008B        | 64 84         |               | 64 84        | 64 29        |
| 56774 009_DS CHULA VISTA ELEM SFID 2012B  | 703,447 61    |               | 703,447 61   | 699,813 55   |
| 56776 006_DS CAJON VALLEY USD 2012A       | 2,953 60      |               | 2,953 60     | 2,781 61     |
| 56779 032_DS SANTEE SCHOOL DISTRICT 2006  | 37,008 93     |               | 37,008 93    | 36,828 15    |
| 56780 032_DS SANTEE SCHOOL DIST DS 2006D  | 2,514 27      |               | 2,514 27     | 2,492 74     |
| 56781 031_DS SAN PASQUAL DS 1999A ELEM    | 2,665,276 16  | 2,613,455 00  | 51,821 16    | 51,377 22    |
| 56782 032_DS SANTEE SCHOOL DIST DS 2006B  | 22 99         |               | 22 99        | 22 79        |
| 56783 032_DS SANTEE SCHOOL DIST DS 2006C  | 350,226 68    |               | 350,226 68   | 348,280 59   |
| 56786 033_DS SAN YSIDRO 1997D             | 60,278,379 73 | 55,130,818 75 | 5,148,560 98 | 5,121,096 40 |
| 56787 033_DS SAN YSIDRO ELEM 1997A        | 12,860,180 03 |               |              |              |
| 56788 033_DS SAN YSIDRO ELEM 1997B        | 16,045,278 20 |               |              |              |
| 56789 033_DS SAN YSIDRO 1997C             | 25,938,923 75 | 25,938,923 75 |              |              |
| 56791 033_DS SAN YSIDRO 1997E             | 3,180,868 42  |               | 3,180,868 42 | 3,166,271 03 |
| 56792 033_DS SAN YSIDRO 1997F             | 2,716 39      |               | 2,716 39     | 2,693 12     |
| 56793 035_DS SOUTH BAY 1997A GOB          | 14,832,518 40 | 14,830,888 75 | 1,629 65     | 1,534 51     |
| 56794 035_DS SOUTH BAY USD 2008A          | 8 18          |               | 8 18         | 8 11         |
| 56795 033_DS SAN YSIDRO 1997G             | 2,212 21      |               | 2,212 21     | 2,193 26     |

PERIODIC FINANCIAL STATEMENT - SCHEDULE OF BALANCE SHEET AND CASH TOTALS BY FUND - GL040

Date 05-MAY-2026 15:26:29

COSD

Current Period APR-26

Currency USD  
No specific FUND requested

| FUND                                     | ASSETS       | LIABILITIES | FUND BALANCE | CASH         |
|------------------------------------------|--------------|-------------|--------------|--------------|
| 56797 019_DS LAKESIDE USD 2008A          | 1,949,613 09 |             | 1,949,613 09 | 1,939,372 14 |
| 56798 019_DS LAKESIDE USD 2008B          | 1,747 26     |             | 1,747 26     | 1,732 29     |
| 56799 010_DS DEHESA SCH DIST 2010A       | 77,023 24    |             | 77,023 24    | 76,605 43    |
| 56800 035_DS SOUTH BAY USD 2012A         | 2,833 09     |             | 2,833 09     | 2,668 17     |
| 56801 010_DS DEHESA SCH DIST 2012A       | 66,819 83    |             | 66,819 83    | 66,470 81    |
| 56802 020_DS LA MESA SPRING VALLEY SD 20 | 2 97         |             | 2 97         | 2 94         |
| 56803 020_DS LA MESA SPRING VALLEY SD 20 | 34 48        |             | 34 48        | 34 18        |
| 56804 019_DS LAKESIDE USD 2014A          | 1 57         |             | 1 57         | 1 56         |
| 56805 033_DS SAN YSIDRO 2012 REF         | 1,244,814 67 |             | 1,244,814 67 | 1,234,332 40 |
| 56806 006_DS CAJON VALLEY USD 2012C      | 916,231 11   |             | 916,231 11   | 911,379 11   |
| 56807 023_DS NATIONAL SCH DIST 2014A     | 774,900 36   |             | 774,900 36   | 770,678 96   |
| 56808 033_DS SAN YSIDRO 2015 REF         | 847,479 96   |             | 847,479 96   | 634,755 16   |
| 56809 021_DS LEMON GROVE SD 2014A        | 295,924 02   |             | 295,924 02   | 294,417 37   |
| 56810 021_DS LEMON GROVE SD 2014B        | 1 34         |             | 1 34         | 1 33         |
| 56811 015_DS ESCONDIDO USD 2014A         | 1,182,770 72 |             | 1,182,770 72 | 1,176,624 72 |
| 56812 019_DS LAKESIDE USD 2015A REF      | 191,014 60   |             | 191,014 60   | 190,010 39   |
| 56813 006_DS CAJON VALLEY USD 2012D      | 856,979 19   |             | 856,979 19   | 852,501 69   |
| 56814 028_DS RANCHO SANTA FE SD 2015 REF | 3,026,491 76 |             | 3,026,491 76 | 3,009,523 58 |
| 56815 014_DS ENCINITAS USD 2010 ELEC 201 | 96,876 97    |             | 96,876 97    | 95,971 64    |
| 56816 017_DS JAMUL DULZURA USD 1995 ELEC | 186,781 24   |             | 186,781 24   | 140,987 05   |
| 56817 032_DS SANTEE SCHOOL DIST 2015 REF | 625,713 22   |             | 625,713 22   | 618,709 17   |
| 56818 032_DS SANTEE SCHOOL DIST 2016A RE | 372,222 70   |             | 372,222 70   | 370,231 31   |
| 56819 006_DS CAJON VALLEY USD 2016 REF   | 2,795,107 77 |             | 2,795,107 77 | 2,779,357 80 |
| 56820 035_DS SOUTH BAY USD 2016 REF      | 1,472,876 22 |             | 1,472,876 22 | 1,464,852 38 |
| 56821 035_DS SOUTH BAY USD 2008B         | 345,097 26   |             | 345,097 26   | 341,413 20   |
| 56822 035_DS SOUTH BAY USD 2012B         | 565,833 77   |             | 565,833 77   | 563,379 75   |
| 56823 023_DS NATIONAL SCH DIST 2014B     | 255,578 62   |             | 255,578 62   | 254,184 07   |
| 56824 019_DS LAKESIDE USD 2016 REF       | 511,823 30   |             | 511,823 30   | 509,099 84   |
| 56825 009_DS CHULA VISTA ELEM SFID 1 201 | 1,675,043 46 |             | 1,675,043 46 | 1,666,563 83 |
| 56826 034_DS SOLANA BCH SFID 2016-1      | 1,935,609 94 |             | 1,935,609 94 | 1,925,439 79 |
| 56827 007_DS CARDIFF SCH DIST 2016A      | 354,151 13   |             | 354,151 13   | 352,391 51   |
| 56828 006_DS CAJON VALLEY USD 2016A      | 1 21         |             | 1 21         | 1 20         |
| 56829 015_DS ESCONDIDO USD 2017 REF      | 5,466,183 41 |             | 5,466,183 41 | 5,435,789 17 |
| 56830 014_DS ENCINITAS USD 2010 ELEC 201 | 1,098,425 00 |             | 1,098,425 00 | 1,092,698 06 |
| 56831 021_DS LEMON GROVE SD 2014D ED-TEC | 0 65         |             | 0 65         | 0 64         |
| 56832 021_DS LEMON GROVE SD 2014C        | 258,853 47   |             | 258,853 47   | 257,013 25   |
| 56834 032_DS SANTEE SCHOOL DIST 2017 REF | 701,744 05   |             | 701,744 05   | 697,904 33   |
| 56835 006_DS CAJON VALLEY USD 2012E      | 857,935 63   |             | 857,935 63   | 853,415 39   |
| 56836 015_DS ESCONDIDO USD 2014B         | 1,467,305 89 |             | 1,467,305 89 | 1,460,047 64 |
| 56837 019_DS LAKESIDE USD 2014B          | 527,826 28   |             | 527,826 28   | 525,164 71   |
| 56838 064_DS OCEANSIDE USD 2018REF PROP  | 195 00       |             | 195 00       | 183 38       |
| 56839 064_DS OCEANSIDE USD 2018REF PROP  | 272,694 20   |             | 272,694 20   | 270,360 18   |
| 56840 007_DS CARDIFF SCH DIST 2016B      | 297,595 35   |             | 297,595 35   | 296,081 38   |
| 56841 034_DS SOLANA BCH SFID 2016B       | 2,140,137 85 |             | 2,140,137 85 | 2,129,069 87 |
| 56842 021_DS LEMON GROVE SD 2019 REF     | 388,254 73   |             | 388,254 73   | 386,090 29   |
| 56843 011_DS DEL MAR 2018ELEC 2019SER MM | 1,493,793 26 |             | 1,493,793 26 | 1,486,197 04 |

PERIODIC FINANCIAL STATEMENT - SCHEDULE OF BALANCE SHEET AND CASH TOTALS BY FUND - GL040

Date 05-MAY-2026 15:26 29

COSD  
Current Period APR:26

Currency USD  
No specific FUND requested

| FUND                                     | ASSETS       | LIABILITIES | FUND BALANCE | CASH         |
|------------------------------------------|--------------|-------------|--------------|--------------|
| 56844 009_DS CHULA VISTA 2019 BAN VV     | 2,023.48     |             | 2,023.48     | 2,006.15     |
| 56845 006_DS CAJON VLY 2016B MEAS EE     | 13,749.90    |             | 13,749.90    | 12,950.67    |
| 56846 032_DS SANTEE MEAS S SER 2019      | 1,219,840.31 |             | 1,219,840.31 | 1,212,019.65 |
| 56847 035_DS S BAY MEAS NN 2019 BAN      | 3,510.86     |             | 3,510.86     | 3,480.79     |
| 56848 006_DS CAJON VLY USD 2020 REF      | 1,816,818.23 |             | 1,816,818.23 | 1,806,303.38 |
| 56849 050_DS SAN DIEGO USD 2020 REF      | 773,510.50   |             | 773,510.50   | 771,989.16   |
| 56850 015_DS ESCONDIDO ELEM PROP E 2014C | 793,011.50   |             | 793,011.50   | 788,988.95   |
| 56851 009_DS CHULA VISTA MEAS M 2020A    | 5,765,199.25 |             | 5,765,199.25 | 5,736,643.02 |
| 56852 014_DS ENCINITAS 2020 REF SER A    | 589,593.22   |             | 589,593.22   | 586,521.56   |
| 56853 014_DS ENCINITAS 2020 REF SER B    | 463,407.59   |             | 463,407.59   | 461,516.20   |
| 56854 019_DS LAKESIDE USD 2021C          | 514,152.12   |             | 514,152.12   | 511,563.52   |
| 56855 033_DS SAN YSIDRO MEAS U 2020A     | 541,625.11   |             | 541,625.11   | 538,871.65   |
| 56856 033_DS SAN YSIDRO MEAS T 2020A     | 446,252.89   |             | 446,252.89   | 443,966.62   |
| 56857 023_DS NATIONAL ELEM 2016A         | 184,119.26   |             | 184,119.26   | 183,084.56   |
| 56858 015_DS ESCONDIDO ELEM 2021 REF     | 1,204,392.82 |             | 1,204,392.82 | 1,198,393.21 |
| 56859 020_DS LA MESA SPRNG VLY 2020A     | 784,355.51   |             | 784,355.51   | 781,510.96   |
| 56860 015_DS ESCONDIDO UN ESD 2014D      | 895,471.49   |             | 895,471.49   | 892,274.01   |
| 56861 010_DS DEHESA ESD 2012B            | 7,308.65     |             | 7,308.65     | 7,269.04     |
| 56862 010_DS DEHESA ESD 2022A REF        | 54,901.63    |             | 54,901.63    | 54,596.65    |
| 56863 010_DS DEHESA ESD 2022B REF        | 33,717.76    |             | 33,717.76    | 33,538.61    |
| 56864 010_DS DEHESA ESD 2022C REF        | 12,081.45    |             | 12,081.45    | 12,019.97    |
| 56865 015_DS ESCONDIDO ESD 2014E         | 761,194.20   |             | 761,194.20   | 756,621.90   |
| 56866 011_DS DEL MAR ESD 2022B           | 1,601,129.76 |             | 1,601,129.76 | 1,592,517.59 |
| 56867 021_DS LEMON GROVE ESD 2022 REF    | 493,541.52   |             | 493,541.52   | 491,255.22   |
| 56868 021_DS LEMON GROVE ESD 2022A       | 437,330.33   |             | 437,330.33   | 435,370.29   |
| 56869 023_DS NATIONAL ESD 2016B          | 238,078.04   |             | 238,078.04   | 236,802.51   |
| 56870 035_DS SOUTH BAY USD 2018A         | 453,985.87   |             | 453,985.87   | 451,974.85   |
| 56871 035_DS SOUTH BAY USD 2008C         | 204,363.29   |             | 204,363.29   | 203,496.05   |
| 56872 035_DS SOUTH BAY ESD 2023 REF      | 975,506.03   |             | 975,506.03   | 970,070.49   |
| 56873 035_DS SOUTH BAY USD 2024A         | 2,118,591.44 |             | 2,118,591.44 | 2,107,274.37 |
| 56874 011_DS DEL MAR USD 2024C           | 1,835,274.42 |             | 1,835,274.42 | 1,825,817.25 |
| 56875 006_DS CAJON VALLEY ESD 2022REF    | 4,247,300.13 |             | 4,247,300.13 | 4,227,518.57 |
| 56876 006_DS CAJON VALLEY ESD 2023REF    | 1,703,597.94 |             | 1,703,597.94 | 1,684,439.99 |
| 56877 033_DS SAN YSIDRO MEAS U 2020B     | 391,090.55   |             | 391,090.55   | 387,412.92   |
| 56878 033_DS SAN YSIDRO MEAS T 2020B     | 391,757.31   |             | 391,757.31   | 388,048.78   |
| 56879 033_DS SAN YSIDRO ESD 2024 REF     | 356,044.23   |             | 356,044.23   | 353,866.65   |
| 56880 020_DS LA MESA-SV ESD 2020B        | 1,213,502.88 |             | 1,213,502.88 | 1,207,031.36 |
| 56881 006_DS CAJON VALLEY ESD 2024REF    | 1,364,169.04 |             | 1,364,169.04 | 1,357,500.46 |
| 56882 020_DS LA MESA-SV ESD 2020C        | 863,286.84   |             | 863,286.84   | 879,261.79   |
| 56884 023_DS NATIONAL ESD 2016C          | 1,713,747.29 |             | 1,713,747.29 | 1,699,847.77 |
| 56886 032_DS SANTEE ESD 2025A REF        | 2,758,215.10 |             | 2,758,215.10 | 2,748,931.04 |
| 56888 014_DS ENCINITAS ESD 2025A         | 6,149,433.17 |             | 6,149,433.17 | 6,111,755.84 |
| 56890 033_DS SAN YSIDRO ESD 2025A REF    | 1,310,992.52 | 205,074.43  | 1,105,918.09 | 1,307,924.16 |
| 56891 033_DS SAN YSIDRO MEAS T 2020C     | 524,482.14   |             | 524,482.14   | 521,333.59   |
| 56892 033_DS SAN YSIDRO MEAS U 2020C     | 484,903.83   |             | 484,903.83   | 482,002.49   |
| 56895 066_DS WARNER USD 2025A            | 268,529.31   |             | 268,529.31   | 265,644.47   |

PERIODIC FINANCIAL STATEMENT - SCHEDULE OF BALANCE SHEET AND CASH TOTALS BY FUND - GL040

Date: 05-MAY-2026 15:26:29

COSD

Current Period: APR-26

Currency: USD  
No specific FUND requested

| FUND                                     | ASSETS        | LIABILITIES | FUND BALANCE  | CASH          |
|------------------------------------------|---------------|-------------|---------------|---------------|
| 56898 021_DS LEMON GROVE ESD 2024A MEAS  | 1,493,356.63  |             | 1,493,356.63  | 1,484,680.13  |
| 56899 021_DS LEMON GROVE ESD 2024A MEAS  | 1,722,168.67  |             | 1,722,168.67  | 1,712,351.43  |
| 56900 021_DS LEMON GROVE ESD 2022B MEAS  | 1,437,069.39  |             | 1,437,069.39  | 1,426,273.42  |
| 56910 028_DS RANCHO SANTA FE 2025 REF    | 159,506.98    |             | 159,506.98    | 158,458.31    |
| 57000 040_01 ESCONDIDO UNION HIGH GEN    | 58,801,680.05 |             | 58,801,680.05 | 58,288,960.55 |
| 57003 040_02 ESCONDIDO SP RES CAP OUT    | 8,715,746.01  |             | 8,715,746.01  | 8,640,944.34  |
| 57006 040_04 ESCONDIDO HI CAFETERIA      | 6,041,110.88  |             | 6,041,110.88  | 5,989,392.30  |
| 57018 040_12 ESCONDIDO HI DEF MAINT      | 78,387.28     |             | 78,387.28     | 77,715.82     |
| 57022 040_17 ESCONDIDO HI OTHER POST EMP | 15,419,607.44 |             | 15,419,607.44 | 15,287,512.92 |
| 57027 040_19 ESCONDIDO CAP FAC AB2068    | 37,935,309.90 |             | 37,935,309.90 | 37,591,099.89 |
| 57033 040_30 ESCONDIDO DEDUCT INS LOSS   | 213,398.20    |             | 213,398.20    | 211,570.09    |
| 57036 040_40 ESCONDIDO UN HI ADULT ED    | 717,826.05    |             | 717,826.05    | 709,760.60    |
| 57042 040_46 ESCONDIDO HI ST CAP FAC     | 19,893,840.33 |             | 19,893,840.33 | 19,728,313.91 |
| 57048 041_01 FALLBROOK UNION HIGH GEN    | 13,372,502.02 |             | 13,372,502.02 | 13,263,514.50 |
| 57051 041_02 FALLBROOK SP RES CAP OUT    | 3,671,478.33  |             | 3,671,478.33  | 3,640,026.03  |
| 57054 041_04 FALLBROOK HI CAFETERIA      | 3,189,876.26  |             | 3,189,876.26  | 3,164,134.14  |
| 57056 041_09 FALLBROOK UHSD BLDG         | 3,146,141.50  |             | 3,146,141.50  | 3,114,185.41  |
| 57061 FALLBROOK UN HI SPEC RESERVE       | 15.45         |             | 15.45         | 15.31         |
| 57066 041_19 FALLBROOK CAP FAC AB2068    | 37,900.70     |             | 37,900.70     | 37,736.76     |
| 57078 042_01 GROSSMONT UNION HIGH GEN    | 95,102,104.76 |             | 95,102,104.76 | 94,380,898.71 |
| 57079 042_02 GROSSMONT SP RES CAP-BASE R | 3,596,192.50  |             | 3,596,192.50  | 3,567,078.36  |
| 57080 042_02 SP RES CAP-LEASE REV B      | 4,728,342.98  |             | 4,728,342.98  | 4,679,058.55  |
| 57081 042_02 GROSSMONT SP RES CAP OUT    | 5,371,756.68  |             | 5,371,756.68  | 5,327,126.95  |
| 57082 042_04 GROSSMONT UN HI CAFETERIA   | 6,876,992.59  |             | 6,876,992.59  | 6,819,342.75  |
| 57085 042_09 GROSSMONT HI SCH BLDG PROP  | 14,141.55     |             | 14,141.55     | 9,585.90      |
| 57086 042_10 GROSSMONT UHSD BLDG MEASURE | 656.43        |             | 656.43        | 408.24        |
| 57090 042_16 GROSSMONT HLTH WLF SLF INS  | 1,969,453.19  |             | 1,969,453.19  | 1,950,336.99  |
| 57094 042_17 GROSSMONT HI OTHER POST EMP | 8,056,423.96  |             | 8,056,423.96  | 7,987,444.15  |
| 57096 042_19 GROSSMONT CAP FAC AB2068    | 3,282,804.97  |             | 3,282,804.97  | 3,250,128.82  |
| 57114 042_40 GROSSMONT UN HI ADULT ED    | 3,770,099.28  |             | 3,770,099.28  | 3,720,732.94  |
| 57123 042_46 GROSSMONT HI ST CAP FAC     | 21,888,470.84 |             | 21,888,470.84 | 21,694,970.42 |
| 57128 100_39 HELIX CHARTER SCHOOL        | 15,696,564.33 |             | 15,696,564.33 | 15,584,564.43 |
| 57129 043_01 JULIAN UNION HIGH GENERAL   | 1,004,387.47  |             | 1,004,387.47  | 998,183.95    |
| 57133 043_02 JULIAN SP RES CAP PROJ      | 3,693.01      |             | 3,693.01      | 3,661.37      |
| 57144 043_19 JULIAN CAP FAC AB2068       | 227,551.55    |             | 227,551.55    | 225,612.61    |
| 57148 043_42 JULIAN HI SPEC RESRV OTHER  | 436.32        |             | 436.32        | 432.58        |
| 57152 043_80 JULIAN SPEC RES POST EMPL   | 597.37        |             | 597.37        | 592.25        |
| 57156 045_01 SAN DIEGUITO UN HI GEN      | 66,843,633.17 |             | 66,843,633.17 | 66,430,595.74 |
| 57159 045_02 SDUHSD SPEC RES CAP PROJ    | 5,078,720.62  |             | 5,078,720.62  | 5,021,060.13  |
| 57162 045_04 SAN DIEGUITO HIGH           | 4,780,564.91  |             | 4,780,564.91  | 4,736,464.11  |
| 57164 045_09 SAN DIEGUITO BUILDING OTHER | 4,282.80      |             | 4,282.80      | 4,246.11      |
| 57166 045_12 SAN DIEGUITO UHSD DEF MAINT | 1,211,581.74  |             | 1,211,581.74  | 1,200,205.09  |
| 57171 045_18 SAN DIEGUITO CAP FAC ACCT   | 134,521.65    |             | 134,521.65    | 133,360.42    |
| 57174 045_19 SN DIEGUITO CAP FAC AB2068  | 3,738,309.18  |             | 3,738,309.18  | 3,707,667.85  |
| 57180 045_30 SAN DIEGUITO-DED INS LOSS   | 148,138.20    |             | 148,138.20    | 146,690.68    |
| 57181 045_31 SAN DIEGUITO BLDG FD PROP 3 | 27,610,830.95 |             | 27,610,830.95 | 27,328,138.75 |

PERIODIC FINANCIAL STATEMENT - SCHEDULE OF BALANCE SHEET AND CASH TOTALS BY FUND - GL040

Date 05-MAY-2026 15:26:29

COSD  
Current Period APR-26

Currency USD  
No specific FUND requested

| FUND                                     | ASSETS         | LIABILITIES    | FUND BALANCE   | CASH           |
|------------------------------------------|----------------|----------------|----------------|----------------|
| 57192 045_46 SN DIEGUIO ST SCH FAC HI    | 130,279.56     |                | 130,279.56     | 129,173.28     |
| 57197 208_62_CHTR SCHOLARSHIP PREP OCEAN | 934,001.15     |                | 934,001.15     | 929,253.99     |
| 57198 046_01 SWEETWATER UNION HI GEN     | 436,278,953.83 |                | 436,278,953.83 | 432,643,042.53 |
| 57201 046_02 SWEETWATER SP RES CAP OUT   | 10,914,649.93  |                | 10,914,649.93  | 10,820,878.90  |
| 57204 046_04 SWEETWATER CAFETERIA        | 26,946,491.12  |                | 26,946,491.12  | 26,727,091.80  |
| 57205 046_10 SWEETWATER UNION HI BLD     | 173,989,552.57 |                | 173,989,552.57 | 172,366,372.71 |
| 57207 046_12 SWEETWATER HI DEF MAINT     | 1,311,331.17   |                | 1,311,331.17   | 1,298,427.38   |
| 57209 046_SWEETWATER BAN 2013            | 951.91         |                | 951.91         | 943.76         |
| 57210 046_19 SWEETWATER CAP FAC AB2068   | 11,308,555.91  |                | 11,308,555.91  | 11,210,934.46  |
| 57213 046_30 SWEETWATER FOUNDATION TR    | 15,310.93      |                | 15,310.93      | 15,179.77      |
| 57216 046_21 SWEETWATER FOUNDATION TR    | 399.68         |                | 399.68         | 396.26         |
| 57222 046_40 SWEETWATER UN HI ADULT ED   | 14,532,310.93  |                | 14,532,310.93  | 14,401,606.51  |
| 57228 046_46 SWEETWATER STATE SCH FAC    | 31,457,585.16  |                | 31,457,585.16  | 31,186,959.17  |
| 57229 197_62_CHTR SWEETWATER STEPHEN W H | 23,219,047.20  |                | 23,219,047.20  | 23,023,080.58  |
| 57520 040_DS ESCONDIDO HIGH 1996A        | 80,017,408.44  | 80,017,405.60  | 3.44           | 3.24           |
| 57521 040_DS ESCONDIDO UN HI 2008 ELEC 2 | 8,533,067.25   |                | 8,533,067.25   | 8,489,699.73   |
| 57522 040_DS ESCONDIDO UN HI 2008 ELEC 2 | 568,063.66     |                | 568,063.66     | 563,201.34     |
| 57523 040_DS ESCONDIDO UHSD 2008C        | 423,627.34     |                | 423,627.34     | 421,508.09     |
| 57530 041_DS FALLBROOK HS 1998REF 94     | 11,220,357.53  | 11,220,357.53  |                |                |
| 57531 042_DS GROSSMONT UNION HIGH 2004   | 110,393,081.06 | 104,247,343.75 | 6,145,737.31   | 6,113,891.80   |
| 57532 042_DS GROSSMONT UNION HIGH 2006   | 13,699,545.92  |                | 13,699,545.92  | 13,626,362.00  |
| 57533 042_DS GROSSMONT UNION HIGH 2008   | 5,960,864.51   |                | 5,960,864.51   | 5,929,951.80   |
| 57534 042_DS GROSSMONT UNION HIGH 2008A  | 6.43           |                | 6.43           | 6.38           |
| 57535 042_DS GROSSMONT UNION HIGH ELEC 2 | 8.85           |                | 8.85           | 8.78           |
| 57536 042_DS GROSSMONT UNION HIGH ELEC 2 | 27.82          |                | 27.82          | 27.58          |
| 57537 042_DS GROSSMONT UNION HIGH ELEC 2 | 1,553,653.02   |                | 1,553,653.02   | 1,538,083.03   |
| 57538 042_DS GROSSMONT UHSD 2004ELEC 201 | 0.12           |                | 0.12           | 0.11           |
| 57540 043_DS JULIAN UNION HS 1996A       | 4,163,274.40   | 4,163,228.13   | 46.27          | 45.87          |
| 57541 042_DS GROSSMONT UHSD 2012 REF     | 41,663.34      |                | 41,663.34      | 39,238.69      |
| 57542 043_DS JULIAN UHSD 2010ELEC 2013A  | 291,670.21     |                | 291,670.21     | 290,021.47     |
| 57543 042_DS GROSSMONT UHSD 2013 2008E   | 3.33           |                | 3.33           | 3.30           |
| 57544 042_DS GROSSMONT UHSD 2015 2008F P | 361,377.82     |                | 361,377.82     | 357,407.15     |
| 57545 042_DS GROSSMONT UHSD 2015 REF     | 799,815.76     |                | 799,815.76     | 796,520.65     |
| 57546 042_DS GROSSMONT UHSD 2016 REF     | 4,084,341.36   |                | 4,084,341.36   | 4,063,563.24   |
| 57547 042_DS GROSSMONT UHSD SINKING DEP  | 2,759,890.58   |                | 2,759,890.58   | 2,736,255.04   |
| 57548 042_DS GROSSMONT UHSD 2016B REF    | 2,133,158.63   |                | 2,133,158.63   | 2,122,038.43   |
| 57549 042_DS GROSSMONT UHSD ELEC 2008 20 | 1,409,855.34   |                | 1,409,855.34   | 1,402,559.33   |
| 57551 045_DS SAN DIEGUIO UHSD 2012       | 1,088,824.96   |                | 1,088,824.96   | 1,079,190.14   |
| 57552 045_DS SAN DIEGUIO UHSD 2012B-1    | 0.01           |                | 0.01           | 0.01           |
| 57553 045_DS SAN DIEGUIO UHSD 2012B-2    | 486,052.41     |                | 486,052.41     | 480,618.81     |
| 57554 045_DS SAN DIEGUIO UHSD 2012C-1    | 0.08           |                | 0.08           | 0.08           |
| 57555 045_DS SAN DIEGUIO UHSD 2012C-2    | 3,396,223.51   |                | 3,396,223.51   | 3,378,739.58   |
| 57556 042_DS GROSSMONT UHSD ELEC 2016 20 | 1,657,778.06   |                | 1,657,778.06   | 1,649,561.61   |
| 57557 042_DS GROSSMONT UHSD 2008 2017H-1 | 1.87           |                | 1.87           | 1.85           |
| 57558 042_DS GROSSMONT UHSD 2008 2017H-2 | 598,915.09     |                | 598,915.09     | 595,790.19     |
| 57559 046_DS SWEETWATER UNION DS 200     | 47,969,831.74  | 47,252,976.90  | 716,854.84     | 706,671.88     |

PERIODIC FINANCIAL STATEMENT - SCHEDULE OF BALANCE SHEET AND CASH TOTALS BY FUND - GL040

Date 05-MAY-2026 15:26:29

COSD

Current Period APR-26

Currency USD  
No specific FUND requested

| FUND                                     | ASSETS         | LIABILITIES    | FUND BALANCE  | CASH          |
|------------------------------------------|----------------|----------------|---------------|---------------|
| 57561 046_DS SWEETWATER UNION DS 2000B   | 89,124,555.06  | 89,124,555.06  | 2,821,606.25  | 2,789,599.69  |
| 57562 046_DS SWEETWATER UN HIGH 2000C    | 198,875,765.66 | 196,054,159.41 |               | 6.92          |
| 57563 046_DS SWEETWATER UNION HIGH 2008A | 6.98           |                | 6.98          | 1,976,884.65  |
| 57564 046_DS SWEETWATER UHSD 2014 REF BO | 1,999,856.19   |                | 1,999,856.19  | 4,852,918.52  |
| 57565 046_DS SWEETWATER UHSD 2016 REF BO | 4,877,074.01   |                | 4,877,074.01  | 6,547,018.41  |
| 57566 046_DS SWEETWATER UHSD 2006 ELEC 2 | 6,581,610.10   |                | 6,581,610.10  | 378,635.68    |
| 57567 041_DS FALLBROOK UNION HIGH 2017A  | 380,771.67     |                | 380,771.67    | 663,864.92    |
| 57568 046_DS SWEETWATER UHSD 2006 2018C  | 667,021.29     |                | 667,021.29    | 6,797,874.43  |
| 57569 061_DS POWAY SFID2002-1 2019REF    | 6,836,441.59   |                | 6,836,441.59  | 14,346.21     |
| 57570 061_DS POWAY USD 2008B             | 14,470.18      |                | 14,470.18     | 102.51        |
| 57571 061_DS POWAY USD SFID 2002-1 2011  | 102.51         |                | 102.51        | 2,651,195.92  |
| 57572 061_DS POWAY USD SFID 2002-1B 2014 | 2,680,409.82   |                | 2,680,409.82  | 1,668,325.56  |
| 57574 042_DS GROSSMONT UHSD 2017 REF     | 1,675,950.09   |                | 1,675,950.09  | 0.46          |
| 57575 045_DS SAN DIEGUITO UHSD 2012D-1   | 0.46           |                | 0.46          | 404,558.60    |
| 57576 045_DS SAN DIEGUITO UHSD 2012D-2   | 406,528.35     |                | 406,528.35    | 1,473,434.50  |
| 57577 042_DS GROSSMT UHSD 2016 2018B     | 1,480,639.27   |                | 1,480,639.27  | 413,145.78    |
| 57578 042_DS GROSSMT 2016 2019C MEAS BB  | 1,168,411.51   |                | 1,168,411.51  | 1,162,831.53  |
| 57579 042_DS GROSSMT 2008 2019I PROP U   | 415,282.18     |                | 415,282.18    | 906,147.26    |
| 57580 042_DS GROSSMT PROP U 2020 REF     | 910,802.77     |                | 910,802.77    | 9,587,641.81  |
| 57581 045_DS SAN DIEGUITO UHSD 2020 REF  | 9,640,589.54   |                | 9,640,589.54  | 304,398.39    |
| 57582 041_DS FALLBROOK UHSD 2020 B       | 306,115.77     |                | 306,115.77    | 420,432.03    |
| 57583 042_DS GROSSMT 2008 PROP U 2020J   | 422,435.55     |                | 422,435.55    | 6,119.40      |
| 57584 042_DS GROSSMONT UHSD 2021K        | 6,166.10       |                | 6,166.10      | 862,902.04    |
| 57585 045_DS SAN DIEGUITO UHSD 2021 REF  | 867,413.70     |                | 867,413.70    | 10,166.89     |
| 57586 045_DS SAN DIEGUITO UHSD 2021E-1   | 10,794.24      |                | 10,794.24     | 1,316,515.21  |
| 57587 045_DS SAN DIEGUITO UHSD 2021E-2   | 1,323,458.76   |                | 1,323,458.76  | 950,257.55    |
| 57588 041_DS FALLBROOK UHSD 2022C        | 955,975.67     |                | 955,975.67    | 722,473.75    |
| 57589 042_DS GROSSMONT UHSD 2022L        | 725,893.55     |                | 725,893.55    | 4,847,533.10  |
| 57590 046_DS SWEETWATER UHSD 2022A       | 4,873,570.32   |                | 4,873,570.32  | 1,882,059.07  |
| 57591 046_DS SWEETWATER UHSD 2022D       | 1,891,186.10   |                | 1,891,186.10  | 12,677,423.55 |
| 57592 046_DS SWEETWATER UHSD 2024 REF    | 12,736,455.36  |                | 12,736,455.36 | 13,403.65     |
| 57593 046_DS SWEETWATER UHSD 2025A-1     | 13,518.99      |                | 13,518.99     | 17,686,358.09 |
| 57594 046_DS SWEETWATER UHSD 2025A-2     | 17,766,051.52  |                | 17,766,051.52 | 2,754,853.16  |
| 57595 042_DS GROSSMONT UHSD 2024A REF    | 2,762,180.88   |                | 2,762,180.88  | 311,744.35    |
| 57596 042_DS GROSSMONT UHSD 2024B REF    | 313,120.76     |                | 313,120.76    | 1,915,336.74  |
| 57598 045_DS SAN DIEGUITO UHSD 2025 REF  | 1,921,656.41   |                | 1,921,656.41  | 1,157,732.18  |
| 57599 046_DS SWEETWATER UHSD 2025A-3     | 1,162,860.54   |                | 1,162,860.54  | 19,565,136.10 |
| 57600 012_01_CHTR GENFUND LITERACY 1ST C | 19,724,964.14  |                | 19,724,964.14 | 5,437.43      |
| 57605 027_01_CHTR SUN VALLEY CHARTER SCH | 5,484.41       |                | 5,484.41      | 290,650.79    |
| 57614 022_39_CHTR JULIAN CHARTER SCHOOL  | 292,358.32     |                | 292,358.32    | 1,880,313.67  |
| 57615 084_01_CHTR COASTAL ACADEMY CHARTE | 1,905,112.61   |                | 1,905,112.61  | 14.16         |
| 57616 100_01_SCH OF BUSINESS AND TECHNIG | 14.29          |                | 14.29         | 25,061.08     |
| 57618 027_62_CHTR SUN VALLEY             | 25,307.89      |                | 25,307.89     | 21,673,867.58 |
| 57619 073_62_CHTR GUAJOME PARK ACADEMY E | 21,869,723.25  |                | 21,869,723.25 | 6,040,024.38  |
| 57625 095_01_CHTR BALLANTYNE CHRTR GN FU | 6,089,481.46   |                | 6,089,481.46  | 445,493.90    |
| 57626 156_62_ALL TRIBES ELEM CHARTER     | 448,242.92     |                | 448,242.92    |               |

PERIODIC FINANCIAL STATEMENT - SCHEDULE OF BALANCE SHEET AND CASH TOTALS BY FUND - GL040

Date 05-MAY-2026 15:26:29

COSD

Current Period APR-26

Currency USD  
No specific FUND requested

| FUND                                     | ASSETS        | LIABILITIES | FUND BALANCE  | CASH          |
|------------------------------------------|---------------|-------------|---------------|---------------|
| 57827 149_11 EJE MIDDLE ACDMY CHRTR SCH  | 997,942.31    |             | 997,942.31    | 988,667.68    |
| 57828 157_62 MAAC COMMUNITY CHARTER      | 1,547,791.47  |             | 1,547,791.47  | 1,532,741.90  |
| 57830 096_01_CHTR BAYSHORE PREP CHARTER  | 166.24        |             | 166.24        | 166.24        |
| 57832 148_62 LEONARDO DAVINCI HLTH SC CH | 894,818.87    |             | 894,818.87    | 889,661.64    |
| 57836 233_62_CHTR SDCOE JCS-MANZANITA    | 480,393.14    |             | 480,393.14    | 478,344.28    |
| 57837 230_62_CHTR SDCOE CLASS AC VISTA   | 1,068,330.78  |             | 1,068,330.78  | 1,059,309.47  |
| 57838 224_62_CHTR SDCOE COMM MONTESSORI  | 2,349,826.09  |             | 2,349,826.09  | 2,332,033.79  |
| 57839 225_62_CHTR SDCOE DIMENSIONS COLLA | 2,750,752.24  |             | 2,750,752.24  | 2,730,801.94  |
| 57840 094_62_CHTR CA VIRTUAL ACADEMY AT  | 4,105,088.51  |             | 4,105,088.51  | 4,080,062.43  |
| 57841 167_62_CHTR CA VIRTUAL AT SANTA Y  | 146,299.33    |             | 146,299.33    | 144,755.55    |
| 57846 221_62_CHTR SBE COLL PREP MID LM S | 342,952.23    |             | 342,952.23    | 341,752.04    |
| 57847 222_62_CHTR SBE VISTA SPRINGS      | 1,351,768.26  |             | 1,351,768.26  | 1,342,152.24  |
| 57848 223_62_CHTR SDCOE PACIFIC SPRINGS  | 355,971.48    |             | 355,971.48    | 352,406.85    |
| 57849 219_62_CHTR SBE BAYPOINT PREP ACAD | 240,034.78    |             | 240,034.78    | 238,003.63    |
| 57850 083_01_SIATECH INC CHARTER SCHOOL  | 8,604,168.18  |             | 8,604,168.18  | 8,523,163.84  |
| 57852 100_62_S TELEE CANYON HS CHARTER   | 19,222,152.40 |             | 19,222,152.40 | 19,080,029.51 |
| 57855 092_01_CHTR PAC VIEW CHARTER GEN F | 11,525,514.69 |             | 11,525,514.69 | 11,423,807.17 |
| 57856 092_02_CHTR PAC VIEW CHARTER SPEC  | 112,538.84    |             | 112,538.84    | 111,574.75    |
| 57857 089_62_CHTR NEW SCHOOL CHARTER ENT | 12,657.39     |             | 12,657.39     | 12,548.96     |
| 57859 100_62 NORTH COUNTY TRADE TECH CHR | 267,648.18    |             | 267,648.18    | 265,666.35    |
| 57863 100_62 HIGH TECH HIGH STATE BEN CH | 31,505,490.56 |             | 31,505,490.56 | 31,267,140.86 |
| 57864 195_62_CHTR SBE THRIVE PUBLIC SCHO | 3,306.05      |             | 3,306.05      | 3,277.73      |
| 57866 144_62 ALL TRIBES CHARTER SCH      | 499,408.28    |             | 499,408.28    | 497,541.93    |
| 57870 019_62 RIVER VALLEY HI CHARTER ENT | 190,591.91    |             | 190,591.91    | 188,346.85    |
| 57875 244_62_CHTR SDCOE IFTIN ENT FD     | 2,603,318.35  |             | 2,603,318.35  | 2,581,222.12  |
| 57876 246_62_CHTR DJAL LANG IMMRSN NC    | 1,317,641.81  |             | 1,317,641.81  | 1,308,108.44  |
| 57877 247_62_CHTR HOWARD GARDNER COMM EN | 266,501.38    |             | 266,501.38    | 265,403.99    |
| 57878 248_62_CHTR AUDEO II ENTERPRSE     | 3,047,473.19  |             | 3,047,473.19  | 3,047,473.19  |
| 57879 030_62_CHTR HERITAGE K-8 CHTR ENT  | 12,047,635.22 |             | 12,047,635.22 | 11,950,959.00 |
| 57880 252_62_CHTR SBE ALTUS EAST ENT FD  | 3,830,126.58  |             | 3,830,126.58  | 3,791,934.82  |
| 57881 253_62_CHTR EUHS ALTUS NORTH ENT F | 2,558,380.70  |             | 2,558,380.70  | 2,535,735.26  |
| 57882 254_62_CHTR SBE ALTUS SOUTH BAY EM | 3,652,101.72  |             | 3,652,101.72  | 3,623,082.32  |
| 57883 255_62_CHTR METHOD SUMMIT ACADEMY  | 557,433.50    |             | 557,433.50    | 556,714.52    |
| 57884 256_62_CHTR ALTUS COASTAL ENT FD   | 37,528.50     |             | 37,528.50     | 3,542.37      |
| 57800 116_01_CHTR SDUSD HOLLY DR LEADR C | 380,383.37    |             | 380,383.37    | 377,752.25    |
| 57812 100_00 SDUSD HEALTH SCIENCES CHAR  | 7,090,766.61  |             | 7,090,766.61  | 7,031,940.71  |
| 57813 100_00 SDUSD ARROYO PASEO CHAR     | 23,373.66     |             | 23,373.66     | 23,173.43     |
| 57814 119_01_CHTR SDUSD HEALTH SCIENCES  | 27.75         |             | 27.75         | 27.51         |
| 57820 130_01_CHTR SDUSD OFARRELL CHARTER | 30,412,484.32 |             | 30,412,484.32 | 30,193,653.47 |
| 57822 159_01 SDUSD OLD TOWN ACADEMY CHRT | 258,414.35    |             | 258,414.35    | 257,141.92    |
| 57823 160_01 SDUSD E3 CIVIC HIGH CHTR    | 1,407,928.08  |             | 1,407,928.08  | 1,397,499.47  |
| 57824 161_01 SDUSD AMERICAS PINEST CHART | 834,722.50    |             | 834,722.50    | 821,251.39    |
| 57825 162_01 SDUSD CITY HEIGHTS PREP     | 1,100,650.74  |             | 1,100,650.74  | 1,091,371.04  |
| 57850 085_01_CHTR SDUSD PREUSS CHARTER S | 1,467,214.58  |             | 1,467,214.58  | 1,373,966.20  |
| 57855 150_01_CHTR SDUSD EVANGELINE ROBER | 116,623.05    |             | 116,623.05    | 115,623.98    |
| 57860 069_01_CHTR SDUSD CHARTER SCH OF S | 12,184,387.63 |             | 12,184,387.63 | 12,076,455.67 |

PERIODIC FINANCIAL STATEMENT - SCHEDULE OF BALANCE SHEET AND CASH TOTALS BY FUND - GL040

Date 05-MAY-2026 15:26:29

COSD

Current Period APR-26

Currency USD  
No specific FUND requested

| FUND                                      | ASSETS        | LIABILITIES | FUND BALANCE  | CASH          |
|-------------------------------------------|---------------|-------------|---------------|---------------|
| 57861 069_02_CHTR SDUSD CHARTER SPECIAL   | 683,234 63    |             | 683,234 63    | 677,381 59    |
| 57866 155_01_SDUSD COLEMAN TECH HIGH CHR  | 707,703 02    |             | 707,703 02    | 700,840 09    |
| 57870 056_01_CHTR SDUSD HIGH TECH HIGH C  | 1,674,907 28  |             | 1,674,907 28  | 1,664,793 37  |
| 57872 154_01_SDUSD SD GLOBAL VISION CHTR  | 2,463,044 84  |             | 2,463,044 84  | 2,444,142 35  |
| 57880 107_01_CHTR SDUSD HIGH TECH ELEM E  | 1,426,256 00  |             | 1,426,256 00  | 1,406,153 44  |
| 57882 170_01_SDUSD KAVOD ELEM CHTR        | 1,038,553 13  |             | 1,038,553 13  | 1,029,307 88  |
| 57890 128_01_CHTR SDUSD MUSEUM SCHOOL CH  | 231,052 37    |             | 231,052 37    | 229,407 46    |
| 57891 137_02_CHTR SDUSD INNOVATIONS ACAD  | 3,345,366 55  |             | 3,345,366 55  | 3,314,236 57  |
| 57892 190_01_CHTR SDUSD ELEVATE ELEM CHA  | 1,232,242 49  |             | 1,232,242 49  | 1,224,511 05  |
| 57893 191_01_CHTR SDUSD EMPOWER CHARTER   | 373,669 77    |             | 373,669 77    | 369,919 21    |
| 57894 192_01_CHTR SDUSD HIGH TECH ELEM C  | 1,450,808 13  |             | 1,450,808 13  | 1,433,286 19  |
| 57895 196_01_CHTR SDUSD INGENUITY CHARTE  | 3,293,078 23  |             | 3,293,078 23  | 3,237,556 96  |
| 57896 220_01_CHTR SDUSD NUA 1001 STEAM    | 94 69         |             | 94 69         | 93 88         |
| 57900 111_01_CHTR SDUSD HARRIET TUBMAN C  | 2,317,960 22  |             | 2,317,960 22  | 2,299,186 02  |
| 57920 124_01_CHTR SDUSD MCGILL SCH SUCC   | 276,429 79    |             | 276,429 79    | 273,907 92    |
| 57925 008_01_CHTR SDUSD DARNALL EAST CMP  | 1,020,095 77  |             | 1,020,095 77  | 1,015,052 06  |
| 57930 132_01_CHTR SDUSD SD COOPERATIVE C  | 5,071,655 54  |             | 5,071,655 54  | 5,029,049 85  |
| 57931 138_02_CHTR SDUSD URBAN DISCOVERY   | 759,587 94    |             | 759,587 94    | 755,749 72    |
| 57935 058_01_CHTR SDUSD AUDEO CHARTER SC  | 4,490,650 95  |             | 4,490,650 95  | 4,453,108 09  |
| 57939 121_51_CHTR SDUSD KINGICHAVEZ HIGH  | 6,038,710 33  |             | 6,038,710 33  | 5,988,770 04  |
| 57940 121_01_CHTR SDUSD KING CHAVEZ CHAR  | 5,803,711 78  |             | 5,803,711 78  | 5,757,055 56  |
| 57941 121_11_CHTR SDUSD KINGICHAVEZ PRIM  | 5,933,465 95  |             | 5,933,465 95  | 5,881,381 64  |
| 57942 121_21_CHTR SDUSD KINGICHAVEZ ARTS  | 147 51        |             | 147 51        | 13 93         |
| 57944 121_41_CHTR SDUSD KINGICHAVEZ PREP  | 49 39         |             | 49 39         | 4 66          |
| 57956 101_11_CHTR SDUSD-EINSTEIN ACD MDL  | 1,035,484 30  |             | 1,035,484 30  | 1,025,762 07  |
| 57960 118_01_CHTR SDUSD KEILLER MIDDLE C  | 4,119,993 45  |             | 4,119,993 45  | 4,072,812 35  |
| 57966 110_01_CHTR SDUSD GOMPERS PREP ACA  | 10,832,957 62 |             | 10,832,957 62 | 10,739,713 24 |
| 57975 114_01_CHTR SDUSD HIGH TECH MID CH  | 1,502,813 81  |             | 1,502,813 81  | 1,486,567 89  |
| 57980 126_01_CHTR SDUSD MAGNOLIA SCI ACA  | 540,149 85    |             | 540,149 85    | 536,319 17    |
| 57985 123_01_CHTR SDUSD KIPP ADELANTE CH  | 529,267 11    |             | 529,267 11    | 523,619 46    |
| 57988 112_01_CHTR HGH TCH HIGH MEDIA ART  | 3,516,097 87  |             | 3,516,097 87  | 3,487,513 54  |
| 57990 113_01_CHTR SDUSD HIGH TECH INTERN  | 1,442,496 03  |             | 1,442,496 03  | 1,418,769 16  |
| 57991 088_01_CHTR SDUSD LEARNIG CHOICE AC | 1,889,961 42  |             | 1,889,961 42  | 1,877,826 73  |
| 57992 115_01_CHTR HGH TCH MIDD MEDIA A    | 1,466,701 88  |             | 1,466,701 88  | 1,452,138 81  |
| 58101 077_62_CHTR ESCONDIDO CHTR HI ENT   | 7,333,933 90  |             | 7,333,933 90  | 7,271,996 10  |
| 58110 013_01_CHTR CLASSICAL ACADEMY GENE  | 1,546,117 79  |             | 1,546,117 79  | 1,528,967 35  |
| 58120 134_01_CHTR CLASSICAL ACDMY HIGH C  | 1,690,796 70  |             | 1,690,796 70  | 1,687,774 68  |
| 58200 053_01 GROSS CUY COMM COLL GEN      | 91,936,518 14 |             | 91,936,518 14 | 91,218,601 23 |
| 58203 053_05 GROSS CUY CC CAP OUTLAY      | 72,097,798 92 |             | 72,097,798 92 | 71,470,366 70 |
| 58204 053_16 GROSS CUY SELF INSURANCE     | 3,396,295 99  |             | 3,396,295 99  | 3,387,185 46  |
| 58206 053_20 GROSS CUY FOUNDATION TRST    | 60,886 44     |             | 60,886 44     | 60,364 85     |
| 58207 053_10 GROSS CUY BLDG AND DEBT SVC  | 0 60          |             | 0 60          |               |
| 58208 053_25 GROSS CUY CC BLDG FUND 2     | 79,694,438 58 |             | 79,694,438 58 | 79,407,054 74 |
| 58209 052_01 PALOMAR COMM COLL GENERAL    | 93,902,491 29 |             | 93,902,491 29 | 93,156,861 82 |
| 58212 052_05 PALOMR CC CAP OUTLAY PROJ    | 33,702,129 37 |             | 33,702,129 37 | 33,421,762 51 |
| 58215 052_06 PALOMR CHILD DEV EC 16750    | 729,683 92    |             | 729,683 92    | 719,361 11    |

PERIODIC FINANCIAL STATEMENT - SCHEDULE OF BALANCE SHEET AND CASH TOTALS BY FUND - GL040

Date 05-MAY-2026 15:26:29

COSD

Current Period APR-26

Currency USD  
No specific FUND requested

| FUND                                      | ASSETS         | LIABILITIES    | FUND BALANCE   | CASH           |
|-------------------------------------------|----------------|----------------|----------------|----------------|
| 58217 052_10 PALOMAR CC BLDG FUND         | 81,268,151.28  |                | 81,268,151.28  | 80,483,985.67  |
| 58221 052_20 PALOMAR CC FOUNDATION TR     | 301,364.66     |                | 301,364.66     | 296,939.88     |
| 58224 052_76 POST RETIRE BENEFITS PCC     | 1,835,601.14   |                | 1,835,601.14   | 1,809,276.35   |
| 58227 054_01 MIRACOSTA COMM COL GEN       | 72,574,392.02  |                | 72,574,392.02  | 72,136,855.54  |
| 58230 054_05 MIRACOSTA CC CAP OUTLAY PROJ | 42,760,775.90  |                | 42,760,775.90  | 42,379,262.07  |
| 58233 054_11 MIRACOSTA DEBT SERV OTHER    | 5,203,911.19   |                | 5,203,911.19   | 5,164,555.84   |
| 58234 054_73 MIRACOSTA FOUNDATION TRUST   | 236,725.00     |                | 236,725.00     | 234,367.69     |
| 58236 054_30 MIRACOSTA DEDUCT INS LOSS    | 1,564,115.14   |                | 1,564,115.14   | 1,550,731.73   |
| 58237 054_43 MIRACOSTA BLDG MM BOND       | 60,432,854.85  |                | 60,432,854.85  | 59,831,651.82  |
| 58239 060_01 S D COMM COLL DIST GEN       | 161,620,310.90 |                | 161,620,310.90 | 160,348,525.64 |
| 58243 060_45 SDCCD PROP HH BLDG FND-TXE   | 663,540,223.54 |                | 663,540,223.54 | 657,911,687.27 |
| 58245 060_04 SD COMM COLL CAFETERIA       | 991,849.82     |                | 991,849.82     | 982,356.53     |
| 58248 060_05 SD CC CAPITAL OUTLAY PROJ    | 40,380,566.43  |                | 40,380,566.43  | 40,010,117.13  |
| 58251 060_06 SD COM CHILD DEV EC 16750    | 5,845,105.25   |                | 5,845,105.25   | 5,795,155.99   |
| 58253 060_15 SDCCD ADMIN FACILITIES CORP  | 128,704.72     |                | 128,704.72     | 127,602.15     |
| 58254 060_36 SD COM COL STUDENT FIN AD    | 10,082,090.05  |                | 10,082,090.05  | 9,965,586.10   |
| 58257 060_85 SD COMM COL ENTERPRISE       | 94,915.50      |                | 94,915.50      | 90,437.32      |
| 58259 060_59 SDCCD KSDS RADIO STATION     | 1,580,205.29   |                | 1,580,205.29   | 1,568,694.20   |
| 58260 060_90 SD COMM COLL PAYROLL REV     | 50,000.00      |                | 50,000.00      | 50,000.00      |
| 58262 060_45 SDCCD PROP HH BUILDING FD    | 43,340,856.97  |                | 43,340,856.97  | 42,931,792.51  |
| 58263 055_01 SOUTHWESTERN COM COL GENL    | 28,103,793.68  |                | 28,103,793.68  | 27,876,692.40  |
| 58266 055_02 SD WESTERN SP RES CAP OUT    | 25,921.59      |                | 25,921.59      | 25,699.53      |
| 58269 055_05 SOWEST CC CAP OUTLAY PROJ    | 8,437,130.47   |                | 8,437,130.47   | 8,364,710.03   |
| 58272 055_16 SOUTHWESTERN CC SELF INS     | 1,597.11       |                | 1,597.11       | 1,583.43       |
| 58273 055_25 SOUTHWESTERN COM COL BLDG P  | 1,655.52       |                | 1,655.52       | 1,641.34       |
| 58274 055_09 SOUTHWESTERN CC OTHER BLDG   | 74,989,545.71  |                | 74,989,545.71  | 74,302,916.46  |
| 58275 055_20 SOWEST CC FOUNDATION TR      | 324,435.51     |                | 324,435.51     | 321,656.18     |
| 58278 055_31 SOUTHWESTERN CC BLDG MEAS S  | 122,099,515.79 |                | 122,099,515.79 | 121,051,517.86 |
| 58490 053_DS GROSS CUY CC 2021C           | 1,551,701.91   |                | 1,551,701.91   | 1,544,424.62   |
| 58491 053_DS GROSS CUY CC 2021 REF        | 3,576,376.67   |                | 3,576,376.67   | 3,556,800.67   |
| 58492 053_DS GROSS CUY CC 2018 REF        | 2,553,190.68   |                | 2,553,190.68   | 2,529,616.30   |
| 58493 053_DS GROSS CUY CC 2018B           | 3,256,638.43   |                | 3,256,638.43   | 3,240,902.65   |
| 58494 053_DS GROSS CUY CC 2013 REF BONDS  | 104,887.68     |                | 104,887.68     | 103,993.89     |
| 58495 053_DS GROSS CUY CC 2012 ELEC 2013  | 12,951.64      |                | 12,951.64      | 12,198.77      |
| 58496 053_DS GROSS CUY COMM COLL 2008C    | 20,260,210.10  |                | 20,260,210.10  | 20,156,917.79  |
| 58497 053_DS GROSS CUY COMM COLL 2008 RE  | 4.05           |                | 4.05           | 4.01           |
| 58498 053_DS GROSS CUY COMM COL 2005 B    | (2,683,216.47) | (2,683,216.67) | 0.20           | 0.20           |
| 58499 053_DS GROSS CUY COMM COL 2003A     | 74,593,381.25  | 74,593,381.25  |                |                |
| 58501 055_DS SOUTHWESTERN CC DS 00 01/20  | 65,566,910.10  | 65,566,910.10  |                |                |
| 58502 055_DS SOUTHWESTERN CC 2004         | 107,241,469.97 | 97,961,760.00  |                |                |
| 58503 055_DS SOUTHWESTERN CC REF 2005B    | (3,013,999.50) | (3,013,999.83) |                |                |
| 58504 055_DS SOUTHWESTERN CC PROP R 2009  | 0.06           |                | 0.33           | 0.31           |
| 58505 055_DS SOUTHWESTERN CC 2008 ELEC 2  | 0.26           |                | 0.06           | 0.06           |
| 58506 055_DS SOUTHWESTERN CC 2008 ELEC 2  | 652,355.35     |                | 0.26           | 0.24           |
| 58508 055_DS SOUTHWESTERN CC 2015 REF     | 1,378,392.21   |                | 1,378,392.21   | 1,362,663.35   |
| 58509 055_DS SOUTHWESTERN CC 2008 ELEC 2  | 5.82           |                | 5.82           | 5.48           |

PERIODIC FINANCIAL STATEMENT - SCHEDULE OF BALANCE SHEET AND CASH TOTALS BY FUND - GL040

Date 05-MAY-2026 15 26 29

COSD

Current Period APR-26

Currency USD  
No specific FUND requested

| FUND                                     | ASSETS         | LIABILITIES    | FUND BALANCE  | CASH          |
|------------------------------------------|----------------|----------------|---------------|---------------|
| 58510 055_DS SOUTHWESTERN CC 2016 REF A  | 5 88           |                | 5 88          | 5 54          |
| 58511 055_DS SOUTHWESTERN CC 2016 REF B  | 5,546,592 19   |                | 5,546,592 19  | 5,517,116 67  |
| 58512 055_DS SOUTHWESTERN CC 2016 ELEC 2 | 3,124,142 62   |                | 3,124,142 62  | 3,109,900 43  |
| 58513 055_DS SOUTHWESTERN CC PROP R 2020 | 3,143,379 74   |                | 3,143,379 74  | 3,126,358 11  |
| 58514 055_DS SOUTHWESTERN CC PROP R 2020 | 1,668,344 04   |                | 1,668,344 04  | 1,659,720 91  |
| 58515 055_DS SOUTHWESTERN CC MEAS Z 2020 | 910,076 70     | 23,826 74      | 886,247 96    | 906,083 52    |
| 58516 055_DS SOUTHWESTERN CC 2021 REF    | 3,819,642 48   |                | 3,819,642 48  | 3,800,824 95  |
| 58517 055_DS SOUTHWESTERN CC 2021C       | 958,523 14     |                | 958,523 14    | 954,319 73    |
| 58518 052_DS PALOMAR CC DS 2008D         | 5,448,023 32   |                | 5,448,023 32  | 5,420,026 33  |
| 58519 052_DS PALOMAR CC DS 2008C         | 695,893 28     |                | 695,893 28    | 687,900 48    |
| 58520 052_DS PALOMAR CC DS 2006A         | 3 26           |                | 3 26          | 3 23          |
| 58521 052_DS PALOMAR CC DS 2006B         | 6,028,401 11   |                | 6,028,401 11  | 6,000,438 35  |
| 58522 052_DS PALOMAR CC 2015 GO REF BOND | 2,365,805 49   |                | 2,365,805 49  | 2,338,290 80  |
| 58523 052_DS PALOMAR CC 2017 REF         | 3,224,269 88   |                | 3,224,269 88  | 3,206,456 45  |
| 58524 052_DS PALOMAR CC 2020 REF         | 6,571,192 26   |                | 6,571,192 26  | 6,534,801 89  |
| 58525 052_DS PALOMAR CC 2021 GO REF      | 15,512,439 08  |                | 15,512,439 08 | 15,446,691 31 |
| 58530 053_DS GROSS CUY CC 2026D          | 709,628 50     |                | 709,628 50    | 709,628 50    |
| 58535 054_DS MIRACOSTA CC 2016A          | 2,501,567 32   |                | 2,501,567 32  | 2,488,575 46  |
| 58536 054_DS MIRACOSTA CC 2016B          | 6,433,172 01   |                | 6,433,172 01  | 6,400,644 44  |
| 58537 054_DS MIRACOSTA CCD 2016C         | 5,485,765 07   |                | 5,485,765 07  | 5,456,650 25  |
| 58540 055_DS SOUTHWESTERN CC 2021D       | 4,833,148 05   |                | 4,833,148 05  | 4,786,175 67  |
| 58541 055_DS SOUTHWESTERN CC 2021F       | 1,876,852 64   |                | 1,876,852 64  | 1,867,689 52  |
| 58542 055_DS SOUTHWESTERN CC 2025A       | 3,735,913 52   |                | 3,735,913 52  | 3,695,539 31  |
| 58550 060_DS SD CC SERIES 2003A          | 111,576,942 10 | 111,576,942 10 |               |               |
| 58551 060_DS SD CC SERIES 2003B          | (8,003,395 83) | (8,003,395 83) |               |               |
| 58553 060_DS SAN DIEGO COMM COLL PROP S  | 128 40         |                | 128 40        | 120 88        |
| 58554 060_DS SAN DIEGO COMM COLL 2011 RE | 8 68           |                | 8 68          | 8 17          |
| 58555 060_DS SAN DIEGO COMM COLL 2006 EL | 18 13          |                | 18 13         | 17 07         |
| 58556 060_DS SAN DIEGO COMM COLL 2002 EL | 354,840 12     |                | 354,840 12    | 351,812 84    |
| 58557 060_DS SAN DIEGO CC 2012 REF       | 1,688 62       |                | 1,688 62      | 1,588 58      |
| 58558 060_DS SDCCD 2006 SERIES 2013      | 14,952 81      |                | 14,952 81     | 14,082 96     |
| 58559 060_DS SDCCD 2002 SERIES 2013      | 17,437 67      |                | 17,437 67     | 16,424 03     |
| 58560 060_DS SDCCD 2006 SERIES 2016      | 8,682,939 74   |                | 8,682,939 74  | 8,636,333 51  |
| 58561 060_DS SDCCD 2016 REF              | 31,049,952 88  |                | 31,049,952 88 | 30,878,476 87 |
| 58562 060_DS SDCC2019REF PROPNS SERA     | 34,710,516 87  |                | 34,710,516 87 | 34,510,979 19 |
| 58563 060_DS SDCC2019REF PROPNS SERB     | 4,277,451 94   |                | 4,277,451 94  | 4,255,587 84  |
| 58564 060_DS SDCCD 2021 REF              | 17,747,465 33  |                | 17,747,465 33 | 17,651,422 36 |
| 58565 060_DS SDCCD 2024 REF              | 8,175,322 61   |                | 8,175,322 61  | 8,125,980 83  |
| 58566 060_DS SDCCD SERIES 2025 A-1       | 17,908,298 68  |                | 17,908,298 68 | 17,718,578 74 |
| 58567 060_DS SDCCD SERIES 2025 A-2       | 55,943,239 09  |                | 55,943,239 09 | 55,680,584 45 |
| 58570 061_DS POWAY USD 2025 REF          | 7,366,294 76   |                | 7,366,294 76  | 7,333,040 87  |
| 61000 CO OFFICERS CASH OVERAGE           | 8,603 27       |                | 8,603 27      | 8,603 27      |
| 61003 AAA VOLUNTEER RECOGNITION          | 45,304 73      |                | 45,304 73     | 44,916 72     |
| 61005 EMS - MADDY FUND                   | 1,975,850 86   |                | 1,975,850 86  | 1,963,548 48  |
| 61006 CIVIL DEFENSE TRUST                | 15,192 09      |                | 15,192 09     | 15,192 09     |
| 61008 STATE EMT FEE COLLECTIONS          | 49,180 48      | 221 00         | 49,959 48     | 49,180 48     |

PERIODIC FINANCIAL STATEMENT - SCHEDULE OF BALANCE SHEET AND CASH TOTALS BY FUND - GL040

Date 05-MAY-2026 15:26:29

COSD  
Current Period APR-26

Currency USD  
No specific FUND requested

| FUND                                  | ASSETS         | LIABILITIES    | FUND BALANCE   | CASH           |
|---------------------------------------|----------------|----------------|----------------|----------------|
| 61010 AWM SUSPENSE FUND               | (1,163.55)     |                | (1,163.55)     | (1,163.55)     |
| 61011 2024 FLOOD REIMBURSEMENT FUND   | 3,625,841.88   |                | 3,625,841.88   | 3,608,216.57   |
| 61018 AUDITOR SUSPENSE TRUST          | 93,287.37      |                | 93,287.37      | 93,287.37      |
| 61019 COUNTY OFFICER CASH SHORTAGES   | 389.90         |                | 389.90         | 389.90         |
| 61020 AB780 EQUIPMENT AND REG         | 36,256.87      |                | 36,256.87      | 36,256.87      |
| 61022 SALES AND USE TAX CLEARING FUND | 26,870.04      | (11,848.26)    | 38,718.30      | 26,870.04      |
| 61023 BACK UP WITHHOLDING FOR FTB 7%  | 2,818.30       | (863.62)       | 3,681.92       | 2,818.30       |
| 61025 COUNTY LOCAL REVENUE FUND 2011  | 39,090,590.04  |                | 39,090,590.04  | 39,090,590.04  |
| 61026 LOCAL COMMUNITY CORRECTIONS     | 200,424,304.56 |                | 200,424,304.56 | 200,424,304.56 |
| 61027 DPLU SUSPENSE FUND              | (158,635.89)   |                | (158,635.89)   | (158,635.89)   |
| 61029 FIRESTORM 2007 TRUST FUND       | 787,327.28     | 50.84          | 787,327.28     | 787,327.28     |
| 61032 LOCAL INNOVATION SUBACCOUNT     | 6,161,897.34   |                | 6,161,897.34   | 6,161,897.34   |
| 61036 AUDITOR OFF HWY LIC FEES        | 485,646.04     |                | 485,646.04     | 485,646.04     |
| 61040 ARPA TRUST FUND                 | 11,813,182.27  |                | 11,813,182.27  | 11,813,182.27  |
| 61042 CO INVESTOR RELATIONS PRG       | 361,624.60     |                | 361,624.60     | 358,602.61     |
| 61045 CLERK BOARD OF SUPERVISOR       | 741,000.00     |                | 741,000.00     | 741,000.00     |
| 61060 BOARD SPECIAL EVENTS TRUST FUND | 42,728.98      |                | 42,728.98      | 42,728.98      |
| 61075 CTN SPONSORSHIP TRUST MPR       | 15,771.34      |                | 15,771.34      | 15,771.34      |
| 61079 PD REVOCATION HEARINGS          | 11,544,756.25  |                | 11,544,756.25  | 11,544,756.25  |
| 61084 DISTRICT ATTORNEY               | 850,803.73     |                | 850,803.73     | 787,733.92     |
| 61085 DA REVOCATION HEARINGS          | 16,079,452.90  |                | 16,079,452.90  | 16,079,452.90  |
| 61087 CHILD SUPPORT IVD FUNDING       | 3,339,276.33   |                | 3,339,276.33   | 3,339,276.33   |
| 61090 D A NARCOTICS SEIZURES          | 8,809,260.66   | 51,840.11      | 8,757,420.55   | 8,740,247.05   |
| 61093 D A REGIONAL AUTO THEFT         | 6,208,290.28   |                | 6,208,290.28   | 6,208,290.28   |
| 61096 D A REAL ESTATE FRAUD PROS      | 2,155,648.15   |                | 2,155,648.15   | 2,155,648.15   |
| 61102 JUDGE GRANT ASSET FORFEIT       | 454,581.47     |                | 454,581.47     | 450,687.22     |
| 61106 GF DISP PRPTX INC AB1484TRUEUP  | 47,180,669.37  |                | 47,180,669.37  | 46,776,488.65  |
| 61111 COUNTY LIBRARY                  | 1,096,654.15   |                | 1,096,654.15   | 1,086,206.81   |
| 61114 CO LIBRARY SAN MARCOS           | 384,731.67     |                | 384,731.67     | 381,435.80     |
| 61117 EDGEWOOD OTHER FUNDS            | 56,646.89      |                | 56,646.89      | 56,346.89      |
| 61120 EDGEWOOD PATIENTS FUNDS         | 395,611.84     | 1,145.86       | 394,465.98     | 389,596.91     |
| 61123 ENVIRONMENTAL HEALTH            | 7,565,499.42   | 876,055.64     | 6,689,443.78   | 7,565,499.42   |
| 61124 DEH SUSPENSE FUND               | (146,844.75)   | 2,110.00       | (148,954.75)   | (146,844.75)   |
| 61129 PUB HLTH VIT AND HLTH STAT      | 763,388.35     |                | 763,388.35     | 763,388.35     |
| 61130 DHS LPH PREPAREDNESS            | 21,390.26      |                | 21,390.26      | 20,809.64      |
| 61134 CHILD PASSENGER SAFETY          | 3,311.20       |                | 3,311.20       | 3,311.20       |
| 61142 STORMWATER TRUST FUND           | 1,390,688.20   |                | 1,390,688.20   | 1,378,086.87   |
| 61143 LEA ASSISTANCE GRANT            | 34,636.55      |                | 34,636.55      | 34,338.50      |
| 61148 HHS DONATION FUND               | 341,371.97     |                | 341,371.97     | 341,371.97     |
| 61149 STATE SHARE FEES COLLECTIONS    | 292,644.39     |                | 292,644.39     | 292,644.39     |
| 61157 MENTAL HEALTH WIC 5892          | 209,353,855.56 | 205,951,137.35 | 3,402,718.21   | 207,331,650.97 |
| 61158 BEHAVIORAL HEALTH IMPACT FUND   | 18,869,456.34  |                | 18,869,456.34  | 18,869,456.34  |
| 61165 AB75 HEALTH EDUCATION           | 121,528.95     | 75,000.00      | 46,528.95      | 118,633.08     |
| 61166 PROP 56 TOBACCO TAX INC 2016    | 502,022.61     | 491,146.19     | 10,876.42      | 500,338.55     |
| 61168 PHYSICIAN EMS SB12 612          | 3,136,726.33   |                | 3,136,726.33   | 3,105,184.88   |
| 61249 H R COMM STATUS OF WOMEN        | 1,469.82       |                | 1,469.82       | 1,469.82       |

PERIODIC FINANCIAL STATEMENT - SCHEDULE OF BALANCE SHEET AND CASH TOTALS BY FUND - GL040

Date 05-MAY-2026 15:26:29

COSD  
Current Period APR:26

Currency: USD  
No specific FUND requested

| FUND                                     | ASSETS        | LIABILITIES | FUND BALANCE  | CASH          |
|------------------------------------------|---------------|-------------|---------------|---------------|
| 61250 EMPLOYEE WELLNESS PROGRAM          | 345,820.09    |             | 345,820.09    | 345,820.09    |
| 61253 2024 STORM EVENT INS CLAIMS        | 9,368.97      |             | 9,368.97      | 9,368.97      |
| 61264 ANIMAL CONT PUBLIC ED              | 807,189.49    | 5,427.58    | 801,761.91    | 801,148.38    |
| 61265 MEDICAL EXPENSE FUND               | 305,017.02    | 175.00      | 304,842.02    | 305,017.02    |
| 61281 SO CO ANIMAL SHELTER BLDNG         | 182,910.73    |             | 182,910.73    | 181,460.28    |
| 61282 NO CO ANIMAL SHELTER BLDG          | 8,750.78      |             | 8,750.78      | 8,675.82      |
| 61309 PROBATION DONATIONS                | 25,453.79     |             | 25,453.79     | 5,979.78      |
| 61312 PUBLIC ADMINISTRATOR               | 73,144.32     |             | 73,144.32     | 72,517.72     |
| 61315 RECORDER MICROGRAPHICS             | 6,441,050.24  |             | 6,441,050.24  | 6,441,050.24  |
| 61317 E RECORDING TRUST FUND             | 5,261,848.68  |             | 5,261,848.68  | 5,261,848.68  |
| 61318 RECORDER MODERNIZATION             | 18,736,093.65 |             | 18,736,093.65 | 18,736,093.65 |
| 61319 UMBILICAL CORD BLOOD               | 21,404.00     |             | 21,404.00     | 21,404.00     |
| 61321 RECORDER VITAL HLTH STATS          | 4,008,569.91  |             | 4,008,569.91  | 4,008,569.91  |
| 61322 RECORDER MISS PERSONS D            | 3,773.40      |             | 3,773.40      | 3,773.40      |
| 61324 REGISTRAR OF VOTERS                | 14,522,110.49 | 1,551.03    | 14,520,559.46 | 14,522,110.49 |
| 61325 HELP AMERICA VOTE ACT (HAVA)       | 9,207.77      |             | 9,207.77      | 9,128.89      |
| 61330 ASSESSOR                           | 1,927.11      |             | 1,927.11      | 1,927.11      |
| 61331 BUILDING HOMES AND JOBS TRUST FUND | 1,735,950.00  |             | 1,735,950.00  | 1,735,950.00  |
| 61333 SHERIFF                            | 4,407,873.26  | 1,501.71    | 4,407,873.26  | 3,893,729.56  |
| 61334 CONTRACT CITY INSURANCE LIAB       | 1,386,701.38  |             | 1,386,701.38  | 1,386,701.38  |
| 61336 SHERIFFS STC FUND                  | 67,436.11     |             | 67,436.11     | 67,436.11     |
| 61337 SHERIFF FINGERPRINT ID             | 13,740,778.63 |             | 13,740,778.63 | 13,627,412.01 |
| 61338 SHF SUSPENSE FUND                  | 11,466.66     |             | 11,466.66     | 11,466.66     |
| 61345 SHERIFF RESERVES FUND              | 41,647.52     |             | 41,647.52     | 41,647.52     |
| 61346 SHERIFF RCS FUND                   | 8,585,194.98  |             | 8,585,194.98  | 8,505,148.82  |
| 61349 TTC TRAINING AND EDUCATION         | 36,649.15     |             | 36,649.15     | 36,649.15     |
| 61350 T TC TRAVELERS EXPRESS MO CF       | (1,694.15)    |             | (1,694.15)    | (1,694.15)    |
| 61360 SOC SERV CLEARING FUND             | 71,509,872.02 |             | 71,509,872.02 | 71,509,872.02 |
| 61405 WATERFRONT OPERATION AND MTNCE     | 1,254,377.47  | 5,527.08    | 1,248,850.39  | 1,254,377.47  |
| 61406 SWEETWATER VALLEY LL-ART TURF      | 240,302.58    |             | 240,302.58    | 238,243.99    |
| 61407 LAND STEWARDSHIP-MSCP MITIGAT      | 1,142,893.04  |             | 1,142,893.04  | 1,133,102.26  |
| 61408 PARKS AND RECREATION               | 88,172.97     | 5,638.40    | 82,534.57     | 88,172.97     |
| 61409 LAKESIDE SKATE PARK                | 91,912.27     |             | 91,912.27     | 91,124.89     |
| 61410 PKS VARIOUS PROJECTS INT FUND      | 391,320.73    |             | 391,320.73    | 388,003.48    |
| 61411 SANTA MARIA CK FLOOD PROTECTION    | 246,858.71    |             | 246,858.71    | 244,743.95    |
| 61412 PKS VARIOUS PROJECTS FUND          | 5,117,782.34  |             | 5,117,782.34  | 5,117,782.34  |
| 61413 PKS NAMING RIGHTS FUND             | 65,749.00     |             | 65,749.00     | 65,749.00     |
| 61414 SHERIFFS CIVIL AUTOMAT             | 1,628,381.44  |             | 1,628,381.44  | 1,628,381.44  |
| 61415 SHERIFF MENTAL HEALTH TRAINING     | 9,684.26      |             | 9,684.26      | 9,601.30      |
| 61417 SHERIFFS VEH INSPECT FEE           | 32,716.76     |             | 32,716.76     | 32,716.76     |
| 61419 REGIONAL COMM SYS REPLACEMENT      | 464,015.80    |             | 464,015.80    | 464,015.80    |
| 61420 ASTREA                             | 7,942,800.53  |             | 7,942,800.53  | 7,942,800.53  |
| 61421 SHERIFF DONATION FUND              | 276,601.59    |             | 276,601.59    | 276,601.59    |
| 61422 DISARMING PROHIBITED PERSONS       | 608,032.24    |             | 608,032.24    | 608,032.24    |
| 61425 SB1383 CALRECYCLE LOCAL ASST       | 265,336.63    |             | 265,336.63    | 263,063.57    |
| 61426 USED OIL PAYMENT PROGRAM           | 121,977.72    |             | 121,977.72    | 121,520.06    |

PERIODIC FINANCIAL STATEMENT - SCHEDULE OF BALANCE SHEET AND CASH TOTALS BY FUND - GL040

Date 05-MAY-2026 15 26 29

COSD  
Current Period APR-26

Currency USD  
No specific FUND requested

| FUND                                     | ASSETS         | LIABILITIES    | FUND BALANCE   | CASH           |
|------------------------------------------|----------------|----------------|----------------|----------------|
| 61427 BEVERAGE CONTAINER COPP            | 350,824.53     |                | 350,824.53     | 348,740.66     |
| 61428 PKS TJRV NAVY REPI                 | 3,479,717.43   |                | 3,479,717.43   | 3,449,821.70   |
| 61465 DNA IDENTIFICATION FUND            | 119,962.75     |                | 119,962.75     | 119,082.33     |
| 61466 DNA IDENTIFICATION FUND II         | 1,699,993.22   |                | 1,699,993.22   | 1,685,009.51   |
| 61467 DNA IDENTIFICATION FUND III        | 478,706.80     |                | 478,706.80     | 475,674.60     |
| 61470 REAL ESTATE SERVICES SECURITY DEPO | 78,168.27      | 29,504.38      | 48,663.89      | 78,168.27      |
| 61480 ENERGY EFFICIENCY TRUST FUND       | 1,148,807.21   |                | 1,148,807.21   | 1,148,807.21   |
| 61504 2018 HGV IA1 BOND FUND             | 509.85         |                | 509.85         |                |
| 61505 2018 HGV IA1 REDEMPTION FUND       | 208,452.97     |                | 208,452.97     |                |
| 61506 2018 HGV IA1 ADMIN FUND            | 16,868.29      |                | 16,868.29      |                |
| 61507 2018 HGV IA1 RESERVE FUND          | 2,247,570.39   |                | 2,247,570.39   |                |
| 61508 2018 HGV IA1 SURPLUS FUND          | 393,433.94     |                | 393,433.94     |                |
| 61510 2020 HGV IA2 BOND FUND             | 421.80         |                | 421.80         |                |
| 61511 2020 HGV IA2 REDEMPTION FUND       | 153,596.92     |                | 153,596.92     |                |
| 61512 2020 HGV IA2 ADMIN FUND            | 16,679.92      |                | 16,679.92      |                |
| 61513 2020 HGV IA2 RESERVE FUND          | 1,870,117.02   |                | 1,870,117.02   |                |
| 61514 2020 HGV IA2 SURPLUS FUND          | 338,748.86     |                | 338,748.86     |                |
| 61515 2020 HGV IA2 REBATE FUND           | 50,663.84      |                | 50,663.84      |                |
| 63000 CURRENT SEC TAXES AUDITOR          | 471,480,475.67 | 471,445,452.01 | 35,023.66      | 35,023.66      |
| 63005 CURRENT SEC TAXES TAX COL          | 357,981,433.32 |                | 357,981,433.32 | 357,981,433.32 |
| 63010 SEC TAXES SRMS TAX COL             | 15,976,624.98  |                | 15,976,624.98  | 15,976,624.98  |
| 63015 CUR SEC IMMED CKS PROC TC          | 397.94         |                | 397.94         | 397.94         |
| 63020 CUR SEC ELECTRONIC FD TRF          | 775,158.64     |                | 775,158.64     | 775,158.64     |
| 63030 PRIOR SEC TAXES AUDITOR            | 112,302,952.75 | 112,290,355.81 | 12,596.94      | 12,596.94      |
| 63035 PRIOR SEC TAXES TAX COL            | 15,977,427.21  |                | 15,977,427.21  | 15,977,427.21  |
| 63040 CURRENT UNSEC TAX AUDITOR          | 21,446,324.48  | 21,439,115.52  | 7,208.96       | 7,208.96       |
| 63045 CURRENT UNSEC TAXES TX CL          | 3,348,289.89   |                | 3,348,289.89   | 3,348,289.89   |
| 63066 TAX SALE EXCESS PROCEEDS           | 9,747,527.65   |                | 9,747,527.65   | 9,747,527.65   |
| 63101 TAX SALES 2005                     | 6,358,441.01   |                | 6,358,441.01   | 6,358,441.01   |
| 63107 TAX SALES 2011                     | 199,592.97     |                | 199,592.97     | 199,592.97     |
| 63108 TAX SALES 2013                     | 563,833.46     |                | 563,833.46     | 563,833.46     |
| 63180 PRIOR UNSEC TAXES AUDITOR          | 120,463,119.73 | 120,462,670.93 | 448.80         | 448.80         |
| 63185 PRIOR UNSEC TAXES TAX COL          | 1,910,085.99   |                | 1,910,085.99   | 1,910,085.99   |
| 63205 RACE HORSE TAX TAX COLL            | 10,583.43      |                | 10,583.43      | 10,583.43      |
| 63210 HIWAY LAND RENTAL AUDITOR          | 100,932.30     |                | 100,932.30     | 100,932.30     |
| 63220 MISCELLANEOUS TAX TAX COL          | 275,626.07     |                | 275,626.07     | 275,626.07     |
| 63225 PREPAID UNSECURED TAX AUD          | 931,041.04     |                | 931,041.04     | 931,041.04     |
| 63230 PREPAID UNSEC TAX TAX COL          | 1,547,514.75   |                | 1,547,514.75   | 1,547,514.75   |
| 63265 REAL PROP TRSF TAX AUD             | 4,455,590.15   |                | 4,455,590.15   | 4,455,590.15   |
| 63270 REAL PROP TRSF TAX RECRD           | 4,671,989.92   | 2,153.25       | 4,669,836.67   | 4,671,989.92   |
| 63277 ERAF SUB ACCOUNT                   | 481,482,511.60 |                | 481,482,511.60 | 481,482,511.60 |
| 63280 UNAPPORT PROP TAX RLF TST          | 13,233,985.55  |                | 13,233,985.55  | 13,233,985.55  |
| 63285 TAX TRUST FUND INTEREST            | 11,254,494.67  |                | 11,254,494.67  | 5,060,287.49   |
| 63565 REFUNDABLE SECURED TAXES           | 6,180,771.12   | 4,184.91       | 6,176,586.21   | 6,180,771.12   |
| 63570 REFUNDABLE UNSECURED TAX           | 1,821,260.99   |                | 1,821,260.99   | 1,821,260.99   |
| 63575 REFUNDABLE SB813 TAX COLL          | 4,482,228.82   | 986.88         | 4,481,241.94   | 4,482,228.82   |

PERIODIC FINANCIAL STATEMENT - SCHEDULE OF BALANCE SHEET AND CASH TOTALS BY FUND - GL040

Date 05-MAY-2026 15:26:29

COSD  
Current Period APR-26

Currency - USD  
No specific FUND requested

| FUND                                     | ASSETS          | LIABILITIES   | FUND BALANCE    | CASH            |
|------------------------------------------|-----------------|---------------|-----------------|-----------------|
| 63580 PR YR REDEMPTIONS RED              | 39,668,468.32   |               | 39,668,468.32   | 39,668,468.32   |
| 63585 PR YR SB813 REOMP RED              | 2,040,598.87    | 7,099.32      | 2,033,499.55    | 2,040,598.87    |
| 63590 PR YR UNSECURED REFUNDS            | 2,307,758.97    |               | 2,307,758.97    | 2,307,758.97    |
| 63595 RECORD FEES RECISION T C           | 40.00           |               | 40.00           | 40.00           |
| 63600 STATE TRST TAX REDEMP FEE          | 63,825.00       |               | 63,825.00       | 63,825.00       |
| 63605 AGENCY TRUST FUND AUDITOR          | 8,342.57        |               | 8,342.57        | 8,342.57        |
| 63610 UNAPPORTIONED AGCY REFUND          | (14,117,667.09) |               | (14,117,667.09) | (14,117,667.09) |
| 63620 VLF PROPERTY TAX COMPENSATION      | 504,443.42      |               | 504,443.42      | 331,663.29      |
| 64031 SUCCESSOR AGENCY RPTTF - CHULA VIS | 19,818,444.05   |               | 19,818,444.05   | 19,778,265.08   |
| 64032 SUCCESSOR AGENCY RPTTF - CORONADO  | 21,904,977.54   |               | 21,904,977.54   | 21,859,873.25   |
| 64033 SUCCESSOR AGENCY RPTTF - EL CAJON  | 16,466,677.95   |               | 16,466,677.95   | 16,433,035.92   |
| 64034 SUCCESSOR AGENCY RPTTF - ESCONDIDO | 25,512,797.08   |               | 25,512,797.08   | 25,459,972.62   |
| 64035 SUCCESSOR AGENCY RPTTF - IMPERIAL  | 15,017,022.94   |               | 15,017,022.94   | 14,986,188.93   |
| 64036 SUCCESSOR AGENCY RPTTF - LA MESA   | 3,293,994.27    |               | 3,293,994.27    | 3,287,202.30    |
| 64037 SUCCESSOR AGENCY RPTTF - LEMON GRO | 4,395,121.31    |               | 4,395,121.31    | 4,386,019.19    |
| 64038 SUCCESSOR AGENCY RPTTF - NATIONAL  | 17,529,885.74   |               | 17,529,885.74   | 17,493,492.15   |
| 64039 SUCCESSOR AGENCY RPTTF - OCEANSIDE | 13,467,069.16   |               | 13,467,069.16   | 13,439,343.34   |
| 64040 SUCCESSOR AGENCY RPTTF - CITY OF S | 225,856,451.73  |               | 225,856,451.73  | 225,389,910.58  |
| 64041 SUCCESSOR AGENCY RPTTF - SAN MARCO | 68,298,540.36   |               | 68,298,540.36   | 68,157,811.13   |
| 64042 SUCCESSOR AGENCY RPTTF - SANTEE    | 12,430,680.77   |               | 12,430,680.77   | 12,405,136.65   |
| 64043 SUCCESSOR AGENCY RPTTF - POWAY     | 38,861,734.70   |               | 38,861,734.70   | 38,782,488.29   |
| 64044 SUCCESSOR AGENCY RPTTF - SOLANA BE | 1,727,423.85    |               | 1,727,423.85    | 1,723,768.81    |
| 64045 SUCCESSOR AGENCY RPTTF - VISTA     | 26,744,404.51   |               | 26,744,404.51   | 26,689,474.87   |
| 64046 SUCCESSOR AGENCY RPTTF - COUNTY OF | 4,284,594.20    |               | 4,284,594.20    | 4,275,131.12    |
| 64067 SA DISSOLUTION-CARLSBAD            | 10,775,580.11   |               | 10,775,580.11   | 10,753,463.05   |
| 64070 GRANTVILLE NORTH EMBAR AGRMT       | 4,602,144.11    |               | 4,602,144.11    | 4,562,718.61    |
| 64071 GRANTVILLE JOINT PROJECT AGMT      | 1,156,215.57    |               | 1,156,215.57    | 1,146,310.54    |
| 66007 COUNTY REFUNDS                     | 4,738.90        | 4,738.90      |                 | 4,738.90        |
| 66009 REV AND REC COLL REVENUE           | 4,665,940.49    | 473,765.48    | 4,192,175.01    | 4,665,940.49    |
| 66012 REV AND REC ESCHEATMENT            | 207,678.40      |               | 207,678.40      | 207,678.40      |
| 66014 ORR-VICTIM SERVICES FUND           | 147,096.12      |               | 147,096.12      | 147,096.12      |
| 66016 WORKPLACE JUSTICE FUND             | 250,638.81      |               | 250,638.81      | 248,554.13      |
| 66017 WAGE THEFT RETENTION FUND          | 1,237,539.26    | (18,022.40)   | 1,255,561.66    | 1,237,539.26    |
| 66021 DOMESTIC VIOLENCE FUND             | 214,400.67      |               | 214,400.67      | 214,400.67      |
| 66024 COMMUNITY SER BLOCK GRANT          | 2,162,736.96    | 1,632,576.38  | 330,160.58      | 2,153,388.26    |
| 66027 ABANDONED PERSONAL PROP            | 133,013.45      |               | 133,013.45      | 133,013.45      |
| 66030 SHERIFFS WARRANT AUTOMAT           | 1,019,293.97    |               | 1,019,293.97    | 1,010,567.45    |
| 66033 DHS MAA TCM COUNTY LEAD            | 9,950,765.53    |               | 9,950,765.53    | 9,950,765.53    |
| 66041 OPIOID SETTLEMENT FRAMEWORK        | 58,361,092.53   | 58,297,576.15 | 2,063,516.37    | 57,842,582.38   |
| 66042 DRUG PROGRAM SB921                 | 84,419.48       |               | 84,419.48       | 84,419.48       |
| 66048 ALCOHOL PROGRAM AB 2006            | 2,357,757.64    |               | 2,357,757.64    | 2,357,757.64    |
| 66051 ALCOHOL ED PVT SB 920              | 345,834.63      |               | 345,834.63      | 345,834.63      |
| 66057 COUNTY CLERK FEES                  | 36,115.26       |               | 36,115.26       | 36,115.26       |
| 66060 CO CLERK ADMIN INSTRUCT            | 142,128.37      |               | 142,128.37      | 142,128.37      |
| 66063 CO CLK FISH AND GAME AB3158        | 21,836.25       |               | 21,836.25       | 21,836.25       |
| 66075 SHERIFFS DISBURSE FEES             | 350,817.81      |               | 350,817.81      | 350,817.81      |

PERIODIC FINANCIAL STATEMENT - SCHEDULE OF BALANCE SHEET AND CASH TOTALS BY FUND - GL040

Date 05-MAY-2026 15 26 29

COSO  
Current Period APR-26

Currency USD  
No specific FUND requested

| FUND                                     | ASSETS         | LIABILITIES    | FUND BALANCE  | CASH           |
|------------------------------------------|----------------|----------------|---------------|----------------|
| 66077 DA LIFE ANNUITY CONSUMER PROT      | 10,884 13      |                | 10,884 13     | 10,794 41      |
| 66078 DA AUTO INS FRAUD                  | 742,239 73     |                | 742,239 73    | 735,915 39     |
| 66079 DA WORKER COMP INS FRAU            | 1,064,664 68   |                | 1,064,664 68  | 1,055,655 59   |
| 66080 DA DISABILITY AND HEALTH INS FRAUD | 78,938 09      |                | 78,938 09     | 78,269 64      |
| 66082 DEDICATED CRIMINAL FINES K-12      | 30,651 791 48  |                | 30,651 791 48 | 30,389,208 00  |
| 66102 CAP DISPUTE RESOL PROG             | 1,271,564 59   |                | 1,271,564 59  | 1,260,528 77   |
| 66103 STATE EMER RENT ASSIST PRG         | 60,917 05      |                | 60,917 05     | 60,393 75      |
| 66104 EMER RENT ASSIST PROG              | 115,683 25     |                | 115,683 25    | 114,692 13     |
| 66105 POLINSKY CTR DONATIONS             | 345,093 08     |                | 345,093 08    | 343,593 08     |
| 66107 PERM LOCAL HSG ALLOC - PUHATF      | 5,334,408 72   |                | 5,334,408 72  | 5,307,192 41   |
| 66110 INNOVATIVE HOUSING TRUST FUND      | 26,614,898 03  |                | 26,614,898 03 | 26,366,155 92  |
| 66112 NPLH TRUST FUND                    | 24,354,412 86  |                | 24,354,412 86 | 24,133,846 53  |
| 66113 NPLH WINDSOR POINTE COSR TF        | 6,518,171 75   |                | 6,518,171 75  | 6,463,324 23   |
| 66114 CALHOME TRUST FUND                 | 206,920 90     |                | 206,920 90    | 205,154 11     |
| 66115 2018 HGV IA1 SPECIAL TAX FUND      | 980,958 30     |                | 980,958 30    | 670,514 98     |
| 66118 2020 HGV IA2 SPECIAL TAX FUND      | 798,481 23     |                | 798,481 23    | 537,770 58     |
| 66118 NPLH ANITA STREET COSR TF          | 4,963,523 77   |                | 4,963,523 77  | 4,920,054 84   |
| 66119 NPLH VALLEY SR VILLAGE COSR TF     | 5,062,218 03   |                | 5,062,218 03  | 5,018,852 00   |
| 66121 NPLH THE IRIS COSR TF              | 3,305,018 86   |                | 3,305,018 86  | 3,291,858 00   |
| 66129 PUBLIC SAFETY AUGMENTATON          | 29,121,478 00  |                | 29,121,478 00 | 29,121,478 00  |
| 66130 CRIMINALISTICS LAB FUND            | 35,668 03      |                | 35,668 03     | 35,668 03      |
| 66136 SLESF VLF JUV JUSTICE CRIME PREV   | 48,199,528 84  |                | 48,199,528 84 | 48,199,528 84  |
| 66137 EAST COUNTY TULE ESJ FMF           | 464,798 11     |                | 464,798 11    | 460,816 35     |
| 66141 SLESF DA CRIMINAL PROS             | 2,066,021 75   |                | 2,066,021 75  | 2,066,021 75   |
| 66144 SLESF FRONT LINE LAW ENF           | 72,911 37      |                | 72,911 37     | 72,911 37      |
| 66145 JUVENILE JUSTICE REALIGNMENT       | 13,875,374 07  |                | 13,875,374 07 | 13,875,374 07  |
| 66146 CTU AB1628 REALIGNMENT FUND        | 5,171,950 83   |                | 5,171,950 83  | 5,171,950 83   |
| 66149 YOUTHFUL OFFENDER BLOCK            | 12,024,763 99  |                | 12,024,763 99 | 12,024,763 99  |
| 66151 JUV PROBATION CAMP FUNDING         | 12,865,892 48  |                | 12,865,892 48 | 12,865,892 48  |
| 66152 JUVENILE PROBATION ACTIVITIES      | 17,413,909 38  |                | 17,413,909 38 | 17,413,909 38  |
| 66153 PROPOSITION 47 PROGRAM             | 2,498,994 00   |                | 2,498,994 00  | 2,498,994 00   |
| 66159 DA STATE ASSET FORF 15 PERCENT     | 369 70         |                | 369 70        | 369 70         |
| 66175 DA FUNERAL BURIAL EMERGENCY        | 178,810 12     |                | 178,810 12    |                |
| 66186 J THOMAS SMITH OPERATING           | 2,082 70       |                | 2,082 70      | 1,996 38       |
| 67100 TEETER COLLECTIONS                 | 8,900,103 07   |                | 8,900,103 07  | 8,900,103 07   |
| 67150 TEETER TAX LOSSES RESERVE          | 21,774,084 31  |                | 21,774,084 31 | 21,774,084 31  |
| 69000 WT CLEARANCE CLEARNG FUND          | 257,607,829 16 | 257,607,829 16 |               | 257,607,829 16 |
| 69002 E-PAYMENT CLEARANCE FUND           | 1,465 91       | 1,465 91       |               | 1,465 91       |
| 69005 EFT CLEARANCE FUND                 | 12,428,178 31  | 12,428,178 31  |               | 12,428,178 31  |
| 70125 J THOMAS SMITH ENDOWMENT           | 7,989 17       |                | 7,989 17      | 7,993 35       |
| 70150 LOUIS A STELZER TRUST FND          | 567,652 81     |                | 567,652 81    | 562,787 49     |
| 70250 WHITAKER ENDOWMENT FUND            | 15,016 99      |                | 15,016 99     | 13,356 63      |
| 70251 MCCRINK RANCH ENDOWMENT            | 887,526 25     |                | 887,526 25    | 879,812 21     |
| 70275 SIMON ENDOWMENT                    | 151,292 01     |                | 151,292 01    | 149,995 95     |
| 71000 A R AB719 PROP TAX ADMIN           | 188,498 72     |                | 188,498 72    | 186,883 92     |
| 71035 HHSA EBT CLEARING FUND             | 3,971,809 84   | 3,971,809 84   |               | 3,971,809 84   |

**PERIODIC FINANCIAL STATEMENT - SCHEDULE OF BALANCE SHEET AND CASH TOTALS BY FUND - GL040**

Date 05-MAY-2026 15:26:29

COSD

Current Period APR-26

Currency: USD  
No specific FUND requested

| FUND                            | ASSETS                   | LIABILITIES              | FUND BALANCE             | CASH                     |
|---------------------------------|--------------------------|--------------------------|--------------------------|--------------------------|
| 71110 AB2994 CHILDRENS TRUST FD | 4,308,534.14             | 2,259,550.00             | 2,048,984.14             | 4,308,534.14             |
| 72000 PAYROLL REVOLVING COUNTY  | 784,231.84               | (891,225.61)             | 1,675,457.45             | 784,231.84               |
| 72025 MANAGEMENT BENEFITS       | 1,791,277.95             |                          | 1,791,277.95             | 1,791,277.95             |
| 74000 INVESTMENT DEFERED COMP   | 481,871,053.76           | 481,257,533.36           | 613,520.40               |                          |
| <b>REPORT TOTAL</b>             | <b>27,407,446,179.12</b> | <b>10,528,786,694.53</b> | <b>16,876,050,544.40</b> | <b>18,054,914,052.76</b> |

PERIODIC FINANCIAL STATEMENT - SCHEDULE OF REVENUES AND EXPENDITURES BY FUND AND ORGANIZATIONAL UNIT - GL041

Date 05-MAY-2026 15 33 57

COSO  
Current Period APR-26

Currency: USD  
No specific FUND requested

| FUND               | ORG                                 | REVISED BUDGET | EXPENDITURES  | ENCUMBRANCES | EXPENDITURES & ENCUMBRANCES | REMAINING BUDGET | REVENUE       |
|--------------------|-------------------------------------|----------------|---------------|--------------|-----------------------------|------------------|---------------|
| 10100 GENERAL FUND | 10100 BOARDS/SUPERVISORS DIST 1     | 4,103,397.42   | 2,514,984.76  | 155,395.82   | 2,670,380.58                | 1,433,017.04     |               |
| 10100 GENERAL FUND | 10200 BOARDS/SUPERVISORS DIST 2     | 3,769,305.86   | 2,446,670.50  | 35,020.94    | 2,481,691.44                | 1,287,614.42     |               |
| 10100 GENERAL FUND | 10300 BOARDS/SUPERVISORS DIST 3     | 3,996,950.60   | 2,768,453.31  | 241,284.00   | 3,009,737.31                | 987,213.29       |               |
| 10100 GENERAL FUND | 10400 BOARDS/SUPERVISORS DIST 4     | 3,863,102.00   | 2,490,166.70  | 91,552.98    | 2,581,719.68                | 1,281,382.32     |               |
| 10100 GENERAL FUND | 10500 BOARDS/SUPERVISORS DIST 5     | 3,833,183.84   | 2,576,769.42  | 11,845.21    | 2,588,614.63                | 1,244,569.21     |               |
| 10100 GENERAL FUND | 10600 BOARDS/SUPERVISORS GENERAL    | 668,110.29     | 417,650.32    | 9,168.68     | 426,819.00                  | 241,291.29       |               |
| 10100 GENERAL FUND | 11150 LEGISLATIVE SERVICES          | 1,938,877.00   | 1,502,603.09  | 1,014.91     | 1,503,618.00                | 433,259.00       | 15,316.99     |
| 10100 GENERAL FUND | 11165 PUBLIC SERVICES               | 3,064,583.69   | 2,019,542.94  | 183,148.07   | 2,202,690.91                | 861,894.68       | 260,311.58    |
| 10100 GENERAL FUND | 11170 EXECUTIVE OFFICE              | 1,168,633.00   | 949,508.20    | 0.00         | 949,508.20                  | 217,124.80       | 1,666.13      |
| 10100 GENERAL FUND | 11751 EXECUTIVE                     | 4,157,218.96   | 3,828,668.43  | 62,055.40    | 3,890,723.83                | 266,552.73       | 244,395.36    |
| 10100 GENERAL FUND | 11791 OFFICE OF ETHICS AND COMPLIAN | 2,454,534.85   | 1,984,782.35  | 2,379.15     | 1,987,161.50                | 467,353.38       |               |
| 10100 GENERAL FUND | 11793 OFFICE OF EQUITY AND RACIAL J | 0.00           | (7,044.93)    | 0.00         | (7,044.93)                  | 7,044.93         |               |
| 10100 GENERAL FUND | 11795 OFFICE OF LABOR STANDARDS AND | 1,483,340.98   | 953,265.55    | 5,777.36     | 959,042.91                  | 524,278.07       |               |
| 10100 GENERAL FUND | 11797 OFFICE OF EVALUATION, PERFORM | 5,336,077.67   | 3,880,671.45  | 88,438.19    | 3,969,109.64                | 1,366,968.03     |               |
| 10100 GENERAL FUND | 11801 CO MEMBERSHIPS AND AUDIT      | 495,096.25     | 548,454.85    | 50,139.25    | 598,594.10                  | (101,497.85)     |               |
| 10100 GENERAL FUND | 11810 EDGA ADMINISTRATION           | 8,847,431.22   | 2,628,256.00  | 828,896.63   | 3,457,152.71                | 5,390,278.51     | 31,840.65     |
| 10100 GENERAL FUND | 11811 ECONOMIC DEVELOPMENT & PROSPE | 976,593.50     | 674,974.99    | 64,438.00    | 739,412.99                  | 237,180.51       | 13,511.25     |
| 10100 GENERAL FUND | 11812 GRANTS OFFICE                 | 960,066.00     | 591,420.18    | 0.00         | 591,420.18                  | 368,645.84       |               |
| 10100 GENERAL FUND | 12800 COMMUNITY ENHANCEMENT         | 6,410,624.00   | 4,547,807.00  | 0.00         | 4,547,807.00                | 1,862,817.00     | 32,020.92     |
| 10100 GENERAL FUND | 12805 COMMUNITY ENHANCEMENT ARPA    | 0.00           | 0.00          | 0.00         | 0.00                        | 0.00             | 57,125.84     |
| 10100 GENERAL FUND | 14000 PUBLIC SAFETY EXEC OFC        | 26,333,246.66  | 8,853,601.74  | 4,227,396.71 | 13,080,998.45               | 13,252,246.21    | 678,310.33    |
| 10100 GENERAL FUND | 14001 LAW LIBRARY                   | 186,557.00     | 72,407.63     | 3,861.00     | 76,268.63                   | 110,288.37       |               |
| 10100 GENERAL FUND | 14003 OFFICE OF COMMUNITY SAFETY    | 5,282,068.00   | 1,572,896.33  | 1,349,286.37 | 2,922,184.72                | 2,359,893.28     |               |
| 10100 GENERAL FUND | 14550 LAND USE AND ENV EMEC OFC     | 21,772,456.03  | 11,441,123.24 | 6,386,504.35 | 17,827,627.59               | 3,944,828.44     | 1,648,720.31  |
| 10100 GENERAL FUND | 14585 SUSTAINABILITY AND ENVIRONMEN | 4,154,793.76   | 3,803,308.84  | 1,009,738.78 | 4,813,047.62                | (458,253.86)     | 15,199.89     |
| 10100 GENERAL FUND | 15650 NEIGHBORHOOD REINVESTMENT PRO | 2,045,066.00   | 1,383,832.00  | 0.00         | 1,383,832.00                | 661,234.00       | 45,165.42     |
| 10100 GENERAL FUND | 15655 NEIGHBORHOOD REINVESTMENT PRO | 2,000,007.00   | 1,148,484.00  | 0.00         | 1,148,484.00                | 851,523.00       | 22,812.08     |
| 10100 GENERAL FUND | 15660 NEIGHBORHOOD REINVESTMENT PRO | 1,955,713.00   | 830,000.00    | 0.00         | 830,000.00                  | 1,125,713.00     | 15,303.64     |
| 10100 GENERAL FUND | 15665 NEIGHBORHOOD REINVESTMENT PRO | 2,034,756.00   | 969,642.00    | 0.00         | 969,642.00                  | 1,065,114.00     | 63,100.51     |
| 10100 GENERAL FUND | 15670 NEIGHBORHOOD REINVESTMENT PRO | 1,905,157.00   | 1,015,618.00  | 0.00         | 1,015,618.00                | 889,539.00       | 8,486.35      |
| 10100 GENERAL FUND | 16250 OFFICE OF AUDITS&ADVISORY SVC | 4,861,152.76   | 3,918,977.78  | 117,338.61   | 4,036,316.39                | 826,336.37       | 730,029.25    |
| 10100 GENERAL FUND | 16265 ADMIN AUDITOR CONTROLLER      | 2,280,288.00   | 1,781,242.56  | 0.00         | 1,781,242.56                | 499,045.44       | 50.00         |
| 10100 GENERAL FUND | 16270 ADMINISTRATIVE SERVICES       | 3,075,346.34   | 3,451,432.34  | 4,909.88     | 3,456,342.22                | (380,995.88)     | 84,550.83     |
| 10100 GENERAL FUND | 16281 FINANCIAL ACCOUNTING & REPORT | 3,285,497.11   | 2,437,962.73  | 506.11       | 2,438,468.84                | 847,028.27       | 379,293.21    |
| 10100 GENERAL FUND | 16283 PROJECTS REVENUE & GRANTS ACC | 3,509,281.99   | 2,439,833.43  | 363.99       | 2,439,997.42                | 1,069,284.57     | 771,924.77    |
| 10100 GENERAL FUND | 16285 ACCOUNTS PAYABLE              | 2,345,690.73   | 1,638,690.55  | 440.10       | 1,639,130.65                | 686,560.08       | 889,913.28    |
| 10100 GENERAL FUND | 16290 CENTRAL PAYROLL ADMINISTRATIO | 4,747,878.16   | 4,139,677.30  | 10,397.08    | 4,150,074.38                | 597,803.78       | 310,251.04    |
| 10100 GENERAL FUND | 16299 INFORMATION TECH MGMT SVCS    | 11,782,160.84  | 8,183,612.09  | 309.80       | 8,183,921.89                | 5,598,238.95     | 811,407.05    |
| 10100 GENERAL FUND | 16300 PROPERTY TAX SERVICE          | 4,962,860.89   | 3,099,574.11  | 990,044.50   | 4,089,618.61                | 873,062.28       | 1,409,995.14  |
| 10100 GENERAL FUND | 16355 P&R-ADMINISTRATION            | 2,889,166.66   | 2,434,419.10  | 324,173.43   | 2,758,592.53                | 130,574.13       | 698,447.62    |
| 10100 GENERAL FUND | 16360 ORR FISCAL OPS                | 3,434,892.19   | 2,761,929.92  | 2,671.00     | 2,764,600.92                | 670,291.27       |               |
| 10100 GENERAL FUND | 16370 BRANCH OFFICE MAIN            | 2,566,327.71   | 1,968,876.49  | 12,591.76    | 1,979,468.25                | 586,859.46       |               |
| 10100 GENERAL FUND | 16375 BRANCH OFFICE - NORTH         | 1,039,197.40   | 764,154.61    | 4,249.32     | 768,403.93                  | 270,793.47       |               |
| 10100 GENERAL FUND | 16390 BRANCH OFFICE - SOUTH         | 1,019,635.05   | 832,082.00    | 3,321.20     | 835,403.20                  | 184,231.85       |               |
| 10100 GENERAL FUND | 16395 BRANCH OFFICE - EAST          | 447,167.81     | 346,238.43    | 5,659.05     | 351,897.48                  | 95,270.43        |               |
| 10100 GENERAL FUND | 16400 BRANCH OFFICE - WEST          | 905,500.95     | 573,127.20    | 4,898.59     | 578,025.79                  | 327,475.16       |               |
| 10100 GENERAL FUND | 17050 COUNTY COUNSEL                | 2,298,261.09   | (585,313.80)  | 185,294.14   | (400,019.66)                | 2,698,280.75     | 19,022,922.63 |
| 10100 GENERAL FUND | 17055 ADMIN                         | 4,978,757.00   | 5,602,036.83  | 0.00         | 5,602,036.83                | (623,279.83)     |               |
| 10100 GENERAL FUND | 17060 LEG ADVIS/SPC SVC             | 14,143,618.00  | 12,419,531.64 | 0.00         | 12,419,531.64               | 1,723,486.36     |               |
| 10100 GENERAL FUND | 17065 CLAIMS                        | 16,460,837.00  | 13,183,243.07 | 0.00         | 13,183,243.07               | 3,277,593.93     |               |
| 10100 GENERAL FUND | 17070 WIC                           | 2,174,539.00   | 1,687,878.97  | 0.00         | 1,687,878.97                | 486,660.03       |               |

PERIODIC FINANCIAL STATEMENT - SCHEDULE OF REVENUES AND EXPENDITURES BY FUND AND ORGANIZATIONAL UNIT - GL041

Date 05-MAY-2026 15 33 57

COSD  
Current Period APR-26

Currency USD  
No specific FUND requested

| FUND               | ORG                                 | REVISED BUDGET | EXPENDITURES  | ENCUMBRANCES  | EXPENDITURES & ENCUMBRANCES | REMAINING BUDGET | REVENUE        |
|--------------------|-------------------------------------|----------------|---------------|---------------|-----------------------------|------------------|----------------|
| 10100 GENERAL FUND | 17075 JUV DEP                       | 10,557,657 00  | 8,061,065 58  | 0 00          | 8,061,065 58                | 2,476,591 41     |                |
| 10100 GENERAL FUND | 17080 PUBLIC ADM/PUBLIC GUARDIAN    | 547,371 00     | 462,589 36    | 0 00          | 462,589 36                  | 84,781 64        |                |
| 10100 GENERAL FUND | 17550 GRAND JURY - CIVIL            | 647,105 44     | 470,772 93    | 68,188 73     | 538,961 66                  | 108,143 78       |                |
| 10100 GENERAL FUND | 17553 GRAND JURY - CRIMINAL         | 151,120 00     | 83,317 98     | 0 00          | 83,317 98                   | 67,802 02        |                |
| 10100 GENERAL FUND | 17600 COUNTY COMMUNICATIONS OFFICE  | 5,068,693 89   | 4,745,686 39  | 312,839 83    | 5,058,517 22                | 10,176 67        | 105 60         |
| 10100 GENERAL FUND | 17605 CATV PEG FUND                 | 3,489,210 76   | 495,058 40    | 44,502 15     | 539,560 55                  | 2,949,650 21     | 288,669 62     |
| 10100 GENERAL FUND | 18200 CIVIL SERVICE COMMISSION      | 699,944 52     | 563,528 58    | 824 88        | 564,353 58                  | 135,590 96       | 41,375 58      |
| 10100 GENERAL FUND | 18750 ADMINISTRATION                | 3,336,249 00   | 3,180,639 19  | 4,032 00      | 3,184,671 19                | 151,577 81       | 940,401 68     |
| 10100 GENERAL FUND | 18751 WORKFORCE INFORMATION NETWORK | 2,278,499 41   | 2,948,952 88  | 1,802 87      | 2,950,755 75                | (672,256 34)     | 189,834 17     |
| 10100 GENERAL FUND | 18755 MEDICAL STANDARDS             | 3,130,761 00   | 1,960,520 84  | 562,869 36    | 2,063,390 20                | 1,067,370 80     | 1,560,520 84   |
| 10100 GENERAL FUND | 18760 EAP/COUNSELING                | 400,000 00     | 295,502 14    | 161,950 62    | 457,452 76                  | (57,452 76)      | 297,050 94     |
| 10100 GENERAL FUND | 18763 BACKGROUND INVESTIGATION      | 568,222 00     | 352,361 69    | 110,334 20    | 462,693 89                  | 103,368 11       | 156,556 61     |
| 10100 GENERAL FUND | 18765 LOSS PREVENTION               | 609,828 00     | 444,352 83    | 0 00          | 444,352 83                  | 165,275 17       | 444,552 83     |
| 10100 GENERAL FUND | 18770 RISK ADMINISTRATION           | 1,418,132 59   | 1,059,219 66  | 13,556 07     | 1,072,775 73                | 345,356 86       | 1,059,219 66   |
| 10100 GENERAL FUND | 18775 INSURANCE STAFFING            | 781,141 00     | 674,567 66    | 866 00        | 675,433 66                  | 105,767 34       | 482,799 79     |
| 10100 GENERAL FUND | 18780 WORKERS COMPENSATION          | 8,971,925 97   | 4,161,588 41  | 140,486 39    | 4,302,074 80                | 2,669,851 17     | 4,161,588 41   |
| 10100 GENERAL FUND | 18785 UNEMPLOYMENT INSURANCE        | 164,835 00     | 142,849 33    | 0 00          | 142,849 33                  | 21,985 67        | 142,849 33     |
| 10100 GENERAL FUND | 18805 HUMAN RESOURCES SERVICES      | 7,583,890 00   | 6,181,506 74  | 61,060 66     | 6,252,567 40                | 1,331,122 60     | 655,099 95     |
| 10100 GENERAL FUND | 18810 LABOR RELATIONS               | 1,152,983 00   | 900,049 88    | 1,860 16      | 901,909 04                  | 251,073 96       | 115,852 91     |
| 10100 GENERAL FUND | 18820 SUGGESTION AWARDS             | 1,236,398 00   | 0 00          | 0 00          | 0 00                        | 1,236,398 00     | 103,436 82     |
| 10100 GENERAL FUND | 18825 EMPLOYEE BENEFITS             | 2,706,521 69   | 2,310,552 11  | 1,558 76      | 2,312,110 87                | 394,410 82       | 677,172 61     |
| 10100 GENERAL FUND | 18835 TALENT DEVELOPMENT            | 2,861,512 16   | 2,457,385 94  | 114,310 22    | 2,571,696 16                | 289,816 00       | 246,927 69     |
| 10100 GENERAL FUND | 18840 INSURANCES                    | 358,000 00     | 33,563 30     | 3,132 00      | 36,695 30                   | 321,304 70       | 3,587 00       |
| 10100 GENERAL FUND | 18850 EQUITY DIVERSITY AND INCLUS   | 745,182 00     | 239,134 88    | 151 72        | 239,286 70                  | 505,895 30       | 68,957 91      |
| 10100 GENERAL FUND | 22692 CONTRIBUTIONS TO COF CAP PROJ | 16,718,967 75  | 535,591 86    | 16,183,375 87 | 16,718,967 75               | 0 00             |                |
| 10100 GENERAL FUND | 22694 LEASE PAYMENTS-BONDS          | 23,643,822 35  | 22,882,275 44 | 0 00          | 22,882,275 44               | 761,546 91       | 7,831,173 76   |
| 10100 GENERAL FUND | 25650 OFFICE ADMINISTRATION         | 15,576,542 14  | 8,291,124 26  | 986,986 22    | 9,278,110 48                | 6,298,431 66     | 804,300 11     |
| 10100 GENERAL FUND | 25651 IT/NA                         | 0 00           | 45,648 63     | 0 00          | 45,648 63                   | (45,648 63)      |                |
| 10100 GENERAL FUND | 25680 ENTERPRISE PLATFORM SERVICES  | 0 00           | 2,041,306 16  | 0 00          | 2,041,306 16                | (2,041,306 16)   |                |
| 10100 GENERAL FUND | 25681 DOCUMENTUM ENTERPRISE PLATFOR | 0 00           | 97,650 51     | 0 00          | 97,650 51                   | (97,650 51)      |                |
| 10100 GENERAL FUND | 27355 G/F CONTRIB TO FLEET ISF      | 330,860 00     | 0 00          | 0 00          | 0 00                        | 330,860 00       |                |
| 10100 GENERAL FUND | 27385 G/F CONTRIB TO FAC MGT I      | 4,308,068 20   | 1,789,651 01  | 4,898,523 62  | 6,688,174 63                | (2,380,088 43)   |                |
| 10100 GENERAL FUND | 28550 CLERK OPERATIONS              | 2,718,935 13   | 1,910,598 09  | 34,588 86     | 1,945,186 95                | 773,748 18       | 6,760 00       |
| 10100 GENERAL FUND | 29650 GENERAL FUND CONTRIBUTION TO  | 682,718 00     | 654,902 00    | 0 00          | 654,902 00                  | 27,814 00        |                |
| 10100 GENERAL FUND | 30200 OFFICE OF EMERGENCY SERVICES  | 21,037,891 27  | 9,901,355 17  | 6,134,258 98  | 16,035,614 15               | 5,001,477 12     | 963,809 98     |
| 10100 GENERAL FUND | 30205 EMERGENCY SERVICES ADMINISTRA | 3,088,205 00   | 2,527,078 80  | 0 00          | 2,527,078 80                | 561,126 20       | 88,115 69      |
| 10100 GENERAL FUND | 30230 COUNTY FIRE OPERATIONS        | 69,854,511 37  | 46,008,015 52 | 12,093,888 74 | 58,101,924 26               | 11,752,667 11    | 1,995,650 01   |
| 10100 GENERAL FUND | 30231 COUNTY FIRE FACILITIES        | 3,896,971 46   | 1,354,544 00  | 2,065,905 09  | 3,420,449 09                | 478,522 37       | 850,000 00     |
| 10100 GENERAL FUND | 30232 COUNTY FIRE SERVICE CENTER    | 3,395,019 79   | 891,234 21    | 1,253,658 72  | 1,944,892 93                | 1,450,126 86     |                |
| 10100 GENERAL FUND | 30233 COUNTY FIRE INFORMATION TECHN | 4,373,854 14   | 2,151,445 23  | 1,022,888 56  | 3,174,333 79                | 1,199,740 35     | 26,000 00      |
| 10100 GENERAL FUND | 30234 COUNTY FIRE VOL RESERVE FIREF | 264,748 70     | 212,069 47    | 272 90        | 212,342 37                  | 52,406 33        |                |
| 10100 GENERAL FUND | 30235 COUNTY FIRE EMS/PARAMEDICS    | 2,204,333 08   | 863,903 94    | 0 00          | 863,903 94                  | 1,340,429 14     | 33,941 25      |
| 10100 GENERAL FUND | 30236 COUNTY FIRE TRAINING          | 285,252 64     | 261,118 95    | 0 01          | 261,118 96                  | 24,133 68        |                |
| 10100 GENERAL FUND | 30237 COUNTY FIRE FLEET             | 15,820,129 50  | 4,457,119 84  | 14,926,311 39 | 19,383,431 23               | (3,563,301 73)   | 5,610 88       |
| 10100 GENERAL FUND | 30238 COUNTY FIRE EMERGENCY MEDICAL | 10,742,488 75  | 6,033,685 00  | 572,816 28    | 6,606,501 28                | 2,135,985 47     | 3,031,120 95   |
| 10100 GENERAL FUND | 30240 COUNTY FIRE COMMUNITY RISK RE | 11,936,869 81  | 4,428,217 19  | 1,897,941 89  | 6,327,159 08                | 5,609,810 73     | 2,460,024 04   |
| 10100 GENERAL FUND | 30750 TAX COLLECTOR-SECURED         | 0 00           | 0 00          | 0 00          | 0 00                        | 0 00             | 991,964,094 74 |
| 10100 GENERAL FUND | 30755 TAX COLLECTOR-UNSECURED       | 0 00           | 0 00          | 0 00          | 0 00                        | 0 00             | 50,431,690 18  |
| 10100 GENERAL FUND | 30760 REDEMPTIONS                   | 0 00           | 0 00          | 0 00          | 0 00                        | 0 00             | 52,308 72      |
| 10100 GENERAL FUND | 30765 AUDITOR AND CONTROLLER        | 0 00           | 0 00          | 0 00          | 0 00                        | 0 00             | 477,185,064 68 |
| 10100 GENERAL FUND | 30770 RECORDER                      | 0 00           | 0 00          | 0 00          | 0 00                        | 0 00             | 18,944,491 75  |

PERIODIC FINANCIAL STATEMENT - SCHEDULE OF REVENUES AND EXPENDITURES BY FUND AND ORGANIZATIONAL UNIT - GL041

Date 05-MAY-2026 15 33 57

COSD  
Current Period APR-26

Currency USD  
No specific FUND requested

| FUND               | ORG                                 | REVISED BUDGET | EXPENDITURES  | ENCUMBRANCES  | EXPENDITURES & ENCUMBRANCES | REMAINING BUDGET | REVENUE        |
|--------------------|-------------------------------------|----------------|---------------|---------------|-----------------------------|------------------|----------------|
| 10100 GENERAL FUND | 30775 TREASURER                     | 0.00           | 0.00          | 0.00          | 0.00                        | 0.00             | 38,875,816.45  |
| 10100 GENERAL FUND | 30790 OTHER DEPARTMENTS             | 0.00           | 0.00          | 0.00          | 0.00                        | 0.00             | 1,838,342.78   |
| 10100 GENERAL FUND | 30800 EL CAJON MUNI COURT           | 0.00           | 0.00          | 0.00          | 0.00                        | 0.00             | 25,837.17      |
| 10100 GENERAL FUND | 30805 NORTH CO MUNI COURT           | 0.00           | 0.00          | 0.00          | 0.00                        | 0.00             | 184,405.36     |
| 10100 GENERAL FUND | 30810 SOUTH BAY MUNI COURT          | 0.00           | 0.00          | 0.00          | 0.00                        | 0.00             | 236,780.27     |
| 10100 GENERAL FUND | 30815 SAN DIEGO MUNI COURT          | 0.00           | 0.00          | 0.00          | 0.00                        | 0.00             | 7,870.31       |
| 10100 GENERAL FUND | 30820 SHERIFF                       | 0.00           | 0.00          | 0.00          | 0.00                        | 0.00             | 141,984.52     |
| 10100 GENERAL FUND | 30825 PROBATION                     | 0.00           | 0.00          | 0.00          | 0.00                        | 0.00             | 16,234.43      |
| 10100 GENERAL FUND | 31550 CASH BORROWING                | 2,700,000.00   | 9,858,887.42  | 0.00          | 9,858,887.42                | (7,158,887.42)   | 9,608,349.45   |
| 10100 GENERAL FUND | 31565 GENERAL/MISC EXPENSES         | 188,011,863.23 | 46,313,162.14 | 81,795,655.54 | 128,108,817.88              | 59,903,045.55    | 34,268,724.75  |
| 10100 GENERAL FUND | 31575 CO-WIDE EXP GENERAL FD ADJ    | 31,934,218.19  | 2,664,176.41  | 16,463,704.92 | 19,147,881.33               | 12,786,336.86    | 2,285,561.45   |
| 10100 GENERAL FUND | 31580 CONTRIBUTION TO IT ISF        | 26,608,800.16  | 6,955,057.99  | 2,449.26      | 6,957,507.25                | 10,649,292.91    |                |
| 10100 GENERAL FUND | 31590 SMALL BUSINESS STIMULUS - GRA | 1,385,906.13   | 1,000.00      | 0.00          | 1,000.00                    | 1,384,906.13     | (3,379,214.20) |
| 10100 GENERAL FUND | 32150 FINANCIAL SYSTEMS SUPPORT ADM | 14,868,808.63  | 6,990,378.61  | 738,679.78    | 7,729,058.39                | 6,939,748.24     | 893,515.30     |
| 10100 GENERAL FUND | 32152 FINANCIAL SYSTEMS SUPPORT     | 14,428,866.69  | 9,513,810.66  | 1,335,024.00  | 10,848,634.66               | 3,580,232.03     |                |
| 10100 GENERAL FUND | 32154 CAC MAINTENANCE OPERATIONS    | 19,176,484.26  | 6,268,355.52  | 85,507.84     | 6,353,863.36                | 3,822,620.90     | 484,863.45     |
| 10100 GENERAL FUND | 32156 CAC MAJOR MAINTENANCE         | 2,768,606.23   | 1,095,122.73  | 202,403.22    | 1,297,525.95                | 1,471,080.28     |                |
| 10100 GENERAL FUND | 32158 OFFICE OF FINANCIAL PLANNING  | 9,834,409.96   | 4,638,461.05  | 18,664.74     | 4,657,125.79                | 5,177,284.17     | 1,592,860.65   |
| 10100 GENERAL FUND | 32159 INTEGRATED PROPERTY TAX SYSTE | 1,150,000.00   | 1,494,461.69  | 0.00          | 1,494,461.69                | (344,461.69)     |                |
| 10100 GENERAL FUND | 32160 REDISTRICTING                 | 265,048.00     | 11,574.48     | 0.00          | 11,574.48                   | 253,473.52       |                |
| 10100 GENERAL FUND | 32162 EDGA ADMINISTRATION           | 0.00           | 4,731.30      | 0.00          | 4,731.30                    | (4,731.30)       |                |
| 10100 GENERAL FUND | 32167 OFFICE OF EQUITY AND RACIAL J | 3,897,097.21   | 2,226,477.65  | 970,699.22    | 3,197,176.87                | 699,920.34       |                |
| 10100 GENERAL FUND | 33250 EXECUTIVE OFFICE              | 1,845,288.48   | 1,927,233.76  | 11,419.81     | 1,938,653.57                | (93,365.09)      |                |
| 10100 GENERAL FUND | 33252 FINANCE                       | 5,558,368.63   | 3,317,279.13  | 200,330.34    | 3,517,609.47                | 2,040,759.16     | 82.44          |
| 10100 GENERAL FUND | 33254 HUMAN RESOURCES               | 1,897,582.63   | 1,377,744.07  | 808.77        | 1,378,552.84                | 319,031.79       |                |
| 10100 GENERAL FUND | 33257 SYSTEMS                       | 2,569,171.00   | 2,873,497.66  | 375,000.00    | 3,048,497.66                | (479,326.66)     | 113.41         |
| 10100 GENERAL FUND | 33274 ASSESSOR ADMINISTRATION       | 2,224,856.26   | 1,816,291.14  | 15,352.04     | 1,831,673.18                | 393,183.08       |                |
| 10100 GENERAL FUND | 33276 ASSESSMENT SERVICES           | 27,252,179.67  | 13,297,863.80 | 460,093.90    | 13,757,957.70               | 13,494,221.97    | 1,264,388.99   |
| 10100 GENERAL FUND | 33277 BUSINESS                      | 4,800,949.21   | 3,980,966.04  | 8,211.63      | 3,989,207.67                | 811,741.54       | 136.59         |
| 10100 GENERAL FUND | 33278 MAPPING                       | 3,997,935.05   | 2,941,003.93  | 740,982.25    | 3,681,986.18                | 315,948.87       |                |
| 10100 GENERAL FUND | 33279 REALTY                        | 23,492.44      | 999,779.26    | 0.00          | 999,779.26                  | (976,286.82)     | 5,909,550.78   |
| 10100 GENERAL FUND | 33281 AUDITS                        | 4,059,743.00   | 3,257,867.55  | 0.00          | 3,257,867.55                | 801,875.45       |                |
| 10100 GENERAL FUND | 33282 COMMERCIAL                    | 7,428,731.74   | 5,016,498.34  | 6,019.80      | 5,022,518.14                | 2,406,213.60     | 111.01         |
| 10100 GENERAL FUND | 33283 RESIDENTIAL                   | 9,631,637.99   | 7,678,863.60  | 15,062.12     | 7,693,925.72                | 1,937,712.27     | 1,739.11       |
| 10100 GENERAL FUND | 33284 ASSESSOR SYSTEM               | 679,965.00     | 771,963.45    | 0.00          | 771,963.45                  | (91,998.45)      |                |
| 10100 GENERAL FUND | 33290 MICROGRAPHICS TRUST           | 1,171,810.88   | 82,944.33     | 296,401.94    | 379,346.27                  | 792,464.61       | 450,327.93     |
| 10100 GENERAL FUND | 33291 BUILDING HOMES AND JOBS TRUST | 0.00           | 0.00          | 0.00          | 0.00                        | 0.00             | 1,347,342.54   |
| 10100 GENERAL FUND | 33296 MODERNIZATION TRUST           | 6,287,833.84   | 562,478.00    | 614,444.68    | 1,176,922.68                | 5,110,911.16     | 1,337,795.64   |
| 10100 GENERAL FUND | 33297 E-RECORDING TRUST             | 906,116.00     | 275,812.49    | 0.00          | 275,812.49                  | 630,303.51       | 271,673.43     |
| 10100 GENERAL FUND | 33298 SSN TRUNCATION TRUST          | 311,660.04     | 10,714.50     | 0.00          | 10,714.50                   | 300,945.54       |                |
| 10100 GENERAL FUND | 33299 REC VITAL HEALTH STATS TRUST  | 2,016,601.00   | 630.34        | 0.00          | 630.34                      | 2,015,970.66     | 551.95         |
| 10100 GENERAL FUND | 33309 RECORDER-COUNTY CLERK ADMINIS | 2,051,275.79   | 1,446,440.95  | 3,808.10      | 1,450,249.05                | 601,026.74       | 1,867.42       |
| 10100 GENERAL FUND | 33310 RECORDER                      | 11,385,139.39  | 8,419,680.22  | 96,283.83     | 8,515,972.05                | 2,869,167.34     | 7,915,635.74   |
| 10100 GENERAL FUND | 33311 CLERK                         | 4,655,617.06   | 3,595,254.61  | 4,617.24      | 3,599,871.85                | 1,055,745.21     | 4,649,100.72   |
| 10100 GENERAL FUND | 33313 ARCHIVES                      | 638,327.51     | 587,052.81    | 3,369.49      | 590,422.30                  | 47,905.21        | 308.81         |
| 10100 GENERAL FUND | 34050 ADMIN TREAS-TAX COLLECTOR     | 5,155,626.04   | 3,843,719.33  | 18,398.01     | 3,862,115.34                | 1,293,510.70     | 416.62         |
| 10100 GENERAL FUND | 34070 DEFERRED COMPENSATION         | 850,089.55     | 643,933.79    | 739.39        | 644,673.18                  | 205,416.37       | 390,984.62     |
| 10100 GENERAL FUND | 34080 TREASURY                      | 6,579,720.78   | 4,835,853.30  | 153,786.27    | 4,789,639.57                | 1,790,081.21     | 7,243,326.65   |
| 10100 GENERAL FUND | 34085 TAX COLLECTION                | 15,155,826.40  | 12,097,083.07 | 461,501.25    | 12,558,584.32               | 2,597,242.08     | 3,249,842.05   |
| 10100 GENERAL FUND | 35450 TRIAL COURT ADMINISTRATION    | 68,842,531.00  | 66,309,588.67 | 0.00          | 66,309,588.67               | 2,532,942.33     | 2,218,128.54   |
| 10100 GENERAL FUND | 35455 EL CAJON MUNI COURT           | 0.00           | 0.00          | 0.00          | 0.00                        | 0.00             | 1,459,691.57   |

PERIODIC FINANCIAL STATEMENT - SCHEDULE OF REVENUES AND EXPENDITURES BY FUND AND ORGANIZATIONAL UNIT - GL041

Date 05-MAY-2026 15 33 57

COSD  
Current Period APR-26

Currency: USD  
No specific FUND requested

| FUND               | ORG                                 | REVISED BUDGET | EXPENDITURES  | ENCUMBRANCES | EXPENDITURES & ENCUMBRANCES | REMAINING BUDGET | REVENUE       |
|--------------------|-------------------------------------|----------------|---------------|--------------|-----------------------------|------------------|---------------|
| 10100 GENERAL FUND | 35480 NORTH COUNTY MUNI COURT       | 0 00           | 0 00          | 0 00         | 0 00                        | 0 00             | 2,193,883.54  |
| 10100 GENERAL FUND | 35485 SOUTH BAY MUNI COURT          | 0 00           | 0 00          | 0 00         | 0 00                        | 0 00             | 622,509.30    |
| 10100 GENERAL FUND | 35470 SAN DIEGO MUNI COURT          | 0 00           | 0 00          | 0 00         | 0 00                        | 0 00             | 1,929,142.29  |
| 10100 GENERAL FUND | 37400 ADMIN DISTRICT ATTORNEY       | 15,188,039.79  | 14,336,547.57 | 889,829.07   | 15,226,376.64               | (38,336.85)      | 80,472.45     |
| 10100 GENERAL FUND | 37405 JUVENILE - GENERAL            | 13,547,892.89  | 9,231,836.14  | 900,766.54   | 10,132,602.68               | 3,415,090.21     | 2,318,548.42  |
| 10100 GENERAL FUND | 37410 DRUG ENFORCEMENT GRANT        | 87,852.00      | 0 00          | 0 00         | 0 00                        | 87,852.00        | 0 00          |
| 10100 GENERAL FUND | 37415 SUPERIOR COURT                | 18,145,824.00  | 15,248,218.45 | 21,226.38    | 15,269,444.83               | 2,876,381.17     | 5,790,730.96  |
| 10100 GENERAL FUND | 37417 TRAINING DIVISION             | 697,852.00     | 457,292.61    | 0 00         | 457,292.61                  | 240,559.39       | 0 00          |
| 10100 GENERAL FUND | 37420 CENTRAL PRE-TRIAL             | 85,400.00      | 82.02         | 0 00         | 82.02                       | 85,317.98        | 9,308.45      |
| 10100 GENERAL FUND | 37422 COLLABORATIVE COURTS          | 5,351,486.00   | 4,063,758.90  | 0 00         | 4,063,758.90                | 1,287,727.10     | 3,833,085.50  |
| 10100 GENERAL FUND | 37423 CARE CENTER                   | 575,203.00     | 1,763,673.33  | 24,077.59    | 1,787,750.92                | (1,212,547.92)   | 0 00          |
| 10100 GENERAL FUND | 37433 ISSUING/ EXTRADITION          | 8,964,602.00   | 6,371,600.20  | 3,402.67     | 6,375,002.87                | 2,589,599.13     | 853,183.31    |
| 10100 GENERAL FUND | 37435 EXTRADITION                   | 0 00           | 304,615.55    | 0 00         | 304,615.55                  | (304,615.55)     | 23,560.96     |
| 10100 GENERAL FUND | 37440 APPELLATE                     | 7,153,847.00   | 5,813,388.96  | 47,210.73    | 5,860,599.69                | 1,293,347.31     | 2,150,318.52  |
| 10100 GENERAL FUND | 37445 BUREAU OF INVESTIGATION       | 51,543,013.37  | 40,336,298.55 | 520,902.24   | 40,857,198.79               | 10,685,814.58    | 7,027,754.23  |
| 10100 GENERAL FUND | 37450 CENTRAL SUPPORT               | 24,448,000.97  | 9,745,717.60  | 623,724.87   | 10,369,442.47               | 14,078,558.50    | 10,346,375.15 |
| 10100 GENERAL FUND | 37455 TECH INVESTIGATIONS DIV       | 0 00           | 31,772.75     | 0 00         | 31,772.75                   | (31,772.75)      | 208,654.48    |
| 10100 GENERAL FUND | 37457 VICTIM SERVICES               | 5,647,808.42   | 4,375,829.82  | 124,979.89   | 4,500,809.71                | 1,146,998.71     | 3,997,278.69  |
| 10100 GENERAL FUND | 37458 NCFJC-NORTH COUNTY FAMILY JUS | 4,981,395.53   | 4,787,823.71  | 1,384,128.51 | 6,151,752.22                | (1,190,356.69)   | 1,043,272.39  |
| 10100 GENERAL FUND | 37459 SCFJC-SOUTH COUNTY FAMILY JUS | 4,588,606.36   | 2,468,690.95  | 891,042.00   | 3,359,732.95                | 1,228,873.41     | 1,752,175.29  |
| 10100 GENERAL FUND | 37460 EAST COUNTY BRANCH            | 15,709,268.12  | 12,227,620.65 | 46,998.62    | 12,274,619.27               | 3,434,648.85     | 2,178,952.77  |
| 10100 GENERAL FUND | 37465 NORTH COUNTY BRANCH           | 16,967,109.00  | 12,415,231.35 | 32,133.96    | 12,447,365.31               | 4,519,743.69     | 2,881,900.75  |
| 10100 GENERAL FUND | 37470 SOUTH BAY BRANCH              | 15,560,479.24  | 12,149,087.70 | 269,980.22   | 12,419,067.92               | 3,141,411.32     | 1,908,913.58  |
| 10100 GENERAL FUND | 37475 INFO TECHNOLOGIES DIV         | 16,807,790.95  | 11,211,165.67 | 2,370,113.47 | 13,581,279.14               | 3,226,511.81     | 3,128,574.50  |
| 10100 GENERAL FUND | 37485 ECONOMIC CRIMES - FRAUD       | 9,017,442.00   | 8,483,723.16  | 9,850.66     | 8,493,573.82                | 523,868.18       | 1,371,420.75  |
| 10100 GENERAL FUND | 37490 SPECIAL OPERATIONS            | 6,117,074.41   | 5,170,679.08  | 14,368.27    | 5,185,047.35                | 932,027.06       | 1,630,179.91  |
| 10100 GENERAL FUND | 37491 COLD HOMICIDE TEAM            | 83,472.00      | 0 00          | 0 00         | 0 00                        | 83,472.00        | 0 00          |
| 10100 GENERAL FUND | 37495 VICTIM/WITNESS ASSISTANCE     | 218,807.25     | 169,603.44    | 19,163.20    | 188,766.64                  | 29,640.61        | 130,840.78    |
| 10100 GENERAL FUND | 37500 CAREER CRIMINAL PROGRAM       | 0 00           | 430.00        | 0 00         | 430.00                      | (430.00)         | 0 00          |
| 10100 GENERAL FUND | 37505 NARCOTIC PROSECUTION UNIT     | 4,780,557.00   | 4,452,569.74  | 10,584.28    | 4,463,154.02                | 317,402.98       | 1,254,121.59  |
| 10100 GENERAL FUND | 37510 GANG PROSECUTION UNIT         | 12,512,038.00  | 9,854,666.09  | 18,724.93    | 9,873,391.02                | 2,638,646.98     | 1,583,624.22  |
| 10100 GENERAL FUND | 37515 FAMILY PROTECTION UNIT        | 19,760,574.00  | 14,568,855.89 | 25,416.94    | 14,594,272.83               | 5,166,301.17     | 4,982,604.32  |
| 10100 GENERAL FUND | 37516 SEXUAL ASSAULT                | 5,111,260.00   | 4,605,920.83  | 2,412.67     | 4,608,333.50                | 502,926.50       | 1,268,539.66  |
| 10100 GENERAL FUND | 37520 AUTO THEFT TASK FORCE         | 2,253,769.65   | 1,274,200.62  | 816,753.51   | 2,090,954.13                | 162,815.52       | 37,482.90     |
| 10100 GENERAL FUND | 37521 INSURANCE FRAUD               | 7,367,379.00   | 6,318,298.23  | 0 00         | 6,318,298.23                | 1,049,080.77     | 0 00          |
| 10100 GENERAL FUND | 37525 AUTO INSURANCE FRAUD UNIT     | 142,555.25     | 330,036.55    | 202,688.28   | 532,724.84                  | (390,169.59)     | 8,473.65      |
| 10100 GENERAL FUND | 37528 DISABILITY & HEALTHCARE INS F | 17,752.00      | 23,585.96     | 100.00       | 23,685.96                   | (5,933.96)       | (6,091.81)    |
| 10100 GENERAL FUND | 37529 LIFE & ANNUITY CONSUMER PROT  | 26,313.00      | 2,829.22      | 100.00       | 2,929.22                    | 23,383.78        | 592.54        |
| 10100 GENERAL FUND | 37530 WORKERS COMP INSUR FRAUD      | 680,163.00     | 674,985.81    | 193,499.02   | 868,484.83                  | (188,321.83)     | 52,676.65     |
| 10100 GENERAL FUND | 37531 WORKERS RIGHTS ENFORCEMENT GR | 0 00           | 3,799.77      | 0 00         | 3,799.77                    | (3,799.77)       | (3,017.56)    |
| 10100 GENERAL FUND | 37535 REAL ESTATE FRAUD UNIT        | 0 00           | 88,883.94     | 0 00         | 88,883.94                   | (88,883.94)      | 0 00          |
| 10100 GENERAL FUND | 37536 CHLD ABDUCTION                | 41,241.00      | 43,190.82     | 0 00         | 43,190.82                   | (1,949.82)       | 1,408.73      |
| 10100 GENERAL FUND | 37537 URBAN GRANT UNIT              | 101,759.25     | 283,553.00    | 200.00       | 283,753.00                  | (181,993.75)     | (1,598.43)    |
| 10100 GENERAL FUND | 37538 HIGH TECH CRIME UNIT          | 562,231.00     | 1,039,682.45  | 839,934.73   | 1,879,617.18                | (1,317,386.18)   | 1,668,857.90  |
| 10100 GENERAL FUND | 37802 PRODUCTION OPERATIONS         | 46,755,667.91  | 36,165,014.12 | 1,682,689.15 | 37,847,703.27               | 8,908,164.64     | 39,285,900.95 |
| 10100 GENERAL FUND | 37804 LEGAL DIVISION                | 7,578,073.00   | 6,074,415.35  | 0 00         | 6,074,415.35                | 1,503,657.65     | 0 00          |
| 10100 GENERAL FUND | 37808 BUREAU OF PUBLIC ASSISTANCE I | 0 00           | 179,951.69    | 760,777.18   | 940,728.85                  | (940,728.85)     | 28,724.49     |
| 10100 GENERAL FUND | 37818 ADMINISTRATIVE SERVICES       | 513,308.00     | 288,100.65    | 0 00         | 288,100.65                  | 225,207.35       | 0 00          |
| 10100 GENERAL FUND | 37824 RECURRING MAINTENANCE AND OPS | 2,727,562.00   | 2,427,917.01  | 0 00         | 2,427,917.01                | 299,644.99       | 1,061,790.22  |
| 10100 GENERAL FUND | 37828 SPECIAL PROJECTS              | 0 00           | 0 00          | 0 00         | 0 00                        | 0 00             | 327,017.00    |
| 10100 GENERAL FUND | 38200 ADMINISTRATION                | 22,092,139.28  | 9,494,802.43  | 436,140.82   | 9,930,943.35                | 12,161,195.93    | 1,386,840.78  |

PERIODIC FINANCIAL STATEMENT - SCHEDULE OF REVENUES AND EXPENDITURES BY FUND AND ORGANIZATIONAL UNIT - GL041

Date 05-MAY-2026 15:33:57

CSO  
Current Period APR-26

Currency: USD  
No specific FUND requested

| FUND               | ORG                                 | REVISED BUDGET | EXPENDITURES  | ENCUMBRANCES | EXPENDITURES & ENCUMBRANCES | REMAINING BUDGET | REVENUE       |
|--------------------|-------------------------------------|----------------|---------------|--------------|-----------------------------|------------------|---------------|
| 10100 GENERAL FUND | 38260 OFFICE OF ASSIGNED COUNSEL    | 14,280,499.64  | 10,081,330.89 | 3,946,188.96 | 14,027,519.85               | 252,979.79       | 500,000.00    |
| 10100 GENERAL FUND | 38270 PRIMARY PUBLIC DEFENDER       | 506,057.00     | 4,107,141.22  | 728,495.09   | 4,835,636.31                | (4,239,579.31)   |               |
| 10100 GENERAL FUND | 38272 PD CRIMINAL                   | 93,950,624.74  | 74,913,482.98 | 451,288.99   | 75,364,771.95               | 18,585,852.79    | 1,881,592.00  |
| 10100 GENERAL FUND | 38274 PD JUV DELINQUENCY            | 6,177,858.48   | 4,703,228.08  | 110,583.67   | 4,813,811.73                | 1,364,046.75     | 116,559.28    |
| 10100 GENERAL FUND | 38276 PD MENTAL HEALTH              | 3,914,321.27   | 2,516,209.37  | 5,227.60     | 2,521,436.97                | 492,884.30       |               |
| 10100 GENERAL FUND | 38278 PD SVP                        | 1,104,028.00   | 799,207.55    | 272.21       | 799,479.76                  | 304,549.24       |               |
| 10100 GENERAL FUND | 38292 ALTERNATE PUBLIC DEFENDER     | 1,041,758.00   | 1,518,055.23  | 104,020.89   | 1,622,076.14                | (580,320.14)     |               |
| 10100 GENERAL FUND | 38294 APD CRIMINAL                  | 12,489,481.25  | 9,586,742.45  | 8,941.94     | 9,595,684.39                | 2,873,796.86     |               |
| 10100 GENERAL FUND | 38296 APD JUV DELINQUENCY           | 1,375,433.00   | 1,111,673.68  | 2,890.29     | 1,114,563.97                | 260,869.03       |               |
| 10100 GENERAL FUND | 38298 APD SVP                       | 0.00           | 22,742.04     | 0.00         | 22,742.04                   | (22,742.04)      |               |
| 10100 GENERAL FUND | 38312 MULTIPLE CONFLICTS OFFICE     | 3,071,817.00   | 2,704,691.49  | 26,542.29    | 2,731,233.78                | 340,383.22       |               |
| 10100 GENERAL FUND | 39400 OFFICE OF THE SHERIFF         | 4,288,197.90   | 3,405,574.03  | 0.00         | 3,405,574.03                | 882,623.87       | 232,150.23    |
| 10100 GENERAL FUND | 39403 DIVISION OF INSPECTIONAL SVCS | 2,862,384.03   | 2,311,599.54  | 0.01         | 2,311,599.55                | 550,784.48       |               |
| 10100 GENERAL FUND | 39405 MEDIA RELATIONS               | 1,792,807.00   | 1,320,823.04  | 5,323.80     | 1,326,146.84                | 466,740.16       |               |
| 10100 GENERAL FUND | 39415 LEGAL AFFAIRS                 | 1,941,540.00   | 1,315,030.32  | 0.00         | 1,315,030.32                | 626,509.68       | 52,843.58     |
| 10100 GENERAL FUND | 39420 LEGISLATIVE AFFAIRS           | 329,598.00     | 251,431.80    | 0.00         | 251,431.80                  | 78,166.40        |               |
| 10100 GENERAL FUND | 39430 COURT SERVICES - CHULA VISTA  | 7,021,936.00   | 5,489,880.35  | 600.32       | 5,500,480.67                | 1,521,455.33     | 1,601.67      |
| 10100 GENERAL FUND | 39435 COURT SVCS - VISTA            | 12,728,275.40  | 10,791,970.72 | 0.00         | 10,791,970.72               | 1,936,304.68     |               |
| 10100 GENERAL FUND | 39438 RECORDS DIVISION              | 9,136,002.03   | 6,976,371.60  | 22,754.62    | 6,999,126.22                | 2,136,875.81     | 183,842.14    |
| 10100 GENERAL FUND | 39439 SDCPH SECURITY                | (207,720.00)   | (121,539.33)  | 93.74        | (121,445.59)                | (86,274.41)      |               |
| 10100 GENERAL FUND | 39441 COURT SERVICES - EL CAJON     | 8,268,468.00   | 6,821,591.23  | 2,434.95     | 6,824,026.18                | 1,444,441.82     | 1,154.24      |
| 10100 GENERAL FUND | 39442 COURT SERVICES - KEARNY MESA  | 2,505,963.00   | 1,933,774.95  | 2,124.36     | 1,935,899.31                | 570,063.69       |               |
| 10100 GENERAL FUND | 39443 COURT SERVICES - JUVENILE     | 3,761,673.00   | 3,254,959.32  | 0.00         | 3,254,959.32                | 506,713.68       |               |
| 10100 GENERAL FUND | 39444 CIVIL UNIT                    | 4,653,767.39   | 3,174,608.12  | 168,158.16   | 3,342,766.28                | 1,311,001.11     | 1,332,073.42  |
| 10100 GENERAL FUND | 39446 COURT SERVICES - SD FIELD     | 10,513,028.00  | 8,319,468.16  | 0.00         | 8,359,468.16                | 2,153,559.82     | 1,563,639.08  |
| 10100 GENERAL FUND | 39447 COURT SERVICES - CAC SECURITY | 5,087,168.00   | 4,294,944.20  | 0.00         | 4,294,944.20                | 772,223.80       | 216,198.85    |
| 10100 GENERAL FUND | 39451 COURT SERVICES - SAN DIEGO    | 30,839,522.89  | 26,393,384.06 | 374.73       | 26,393,758.79               | 4,445,764.10     | 56,088.25     |
| 10100 GENERAL FUND | 39452 COURT SERVICES - COMMAND      | 1,854,060.73   | 1,301,848.83  | 0.00         | 1,301,848.83                | 552,211.90       | 26,655,031.29 |
| 10100 GENERAL FUND | 39465 MANAGEMENT SVCS COMMAND       | 11,542,464.75  | 965,857.37    | 7,001,987.60 | 7,967,844.97                | 3,574,619.78     |               |
| 10100 GENERAL FUND | 39474 GRANTS UNIT                   | 1,969,711.91   | 1,376,909.14  | 205.45       | 1,377,114.59                | 612,597.32       |               |
| 10100 GENERAL FUND | 39475 BUDGET AND REVENUE MANAGEMENT | 1,730,280.00   | 1,293,218.23  | 0.00         | 1,293,218.23                | 437,061.77       |               |
| 10100 GENERAL FUND | 39476 FROZEN POSITIONS              | 350,475.00     | (0.05)        | 0.00         | (0.05)                      | 350,475.05       |               |
| 10100 GENERAL FUND | 39480 SUPPLY                        | 0.00           | 10.94         | 0.00         | 10.94                       | (10.94)          |               |
| 10100 GENERAL FUND | 39485 FINANCIAL SERVICES            | 4,301,068.79   | 2,899,576.54  | 416,100.05   | 3,315,676.59                | 985,392.20       | 44,438.15     |
| 10100 GENERAL FUND | 39490 DATA SERVICES DIVISION        | 17,826,395.08  | 14,364,817.47 | 2,226.50     | 14,367,043.97               | 3,459,351.11     | 121,250.34    |
| 10100 GENERAL FUND | 39492 DSB TECH                      | 866,431.46     | 183,075.81    | 7,366.60     | 190,442.41                  | 475,989.05       |               |
| 10100 GENERAL FUND | 39495 CONTRACTS MGT PROCUREMENT     | 1,989,258.00   | 1,426,211.94  | 30,558.05    | 1,456,769.99                | 532,488.01       | 191,999.70    |
| 10100 GENERAL FUND | 39496 WIRELESS SERVICES DIVISION    | 10,689,655.18  | 7,010,187.31  | 771,484.78   | 7,781,672.07                | 2,907,983.11     | 652,546.63    |
| 10100 GENERAL FUND | 39497 REGIONAL COMMUNICATION SYSTEM | 6,380,943.38   | 4,924,018.98  | 853,858.57   | 5,777,877.53                | 603,265.85       | 8,795,877.29  |
| 10100 GENERAL FUND | 39505 STANDARD TRAINING CORRECT     | 1,488,328.24   | 1,138,785.93  | 199.44       | 1,138,985.47                | 349,342.77       |               |
| 10100 GENERAL FUND | 39508 DETJCTSVCA ACADEMY            | 2,635,990.00   | 4,023,404.87  | 0.00         | 4,023,404.87                | (1,387,414.87)   |               |
| 10100 GENERAL FUND | 39509 LAW ENFORCEMENT ACADEMY       | 3,192,495.00   | 8,188,390.19  | 0.00         | 8,188,390.19                | (2,395,875.19)   |               |
| 10100 GENERAL FUND | 39510 PERSONNEL                     | 11,395,492.48  | 10,818,418.85 | 14,131.77    | 10,832,550.62               | 552,941.86       |               |
| 10100 GENERAL FUND | 39512 PAYROLL                       | 2,244,245.47   | 1,806,941.41  | 14.00        | 1,806,955.41                | 437,290.06       |               |
| 10100 GENERAL FUND | 39514 WELLNESS UNIT                 | 1,508,551.00   | 1,069,189.02  | 0.00         | 1,069,189.02                | 439,361.98       | 0.10          |
| 10100 GENERAL FUND | 39515 HUMAN RESOURCES COMMAND       | 2,599,575.00   | 2,150,246.19  | 32,197.76    | 2,182,443.95                | 417,131.05       |               |
| 10100 GENERAL FUND | 39519 DETENTIONS IN-SERVICE TRAININ | 3,692,192.22   | 2,726,594.56  | 37,066.28    | 2,763,660.84                | 928,531.38       | 688,488.64    |
| 10100 GENERAL FUND | 39520 TRAINING                      | 4,196,651.48   | 3,402,400.31  | 37,885.13    | 3,440,285.44                | 756,366.04       | 79,490.39     |
| 10100 GENERAL FUND | 39522 EVOC                          | 1,050,425.00   | 847,911.15    | 14,767.31    | 862,678.46                  | 187,746.54       | 111,217.00    |
| 10100 GENERAL FUND | 39525 MIRAMAR RANGE                 | 7,256,675.82   | 6,570,686.72  | 772,132.46   | 7,342,819.18                | (86,143.36)      | 459,992.08    |
| 10100 GENERAL FUND | 39526 EAST MESA RANGE               | 71,385.00      | 64,429.73     | 0.00         | 64,429.73                   | 6,955.27         | 236,450.00    |

PERIODIC FINANCIAL STATEMENT - SCHEDULE OF REVENUES AND EXPENDITURES BY FUND AND ORGANIZATIONAL UNIT - GL041

Date 05-MAY-2026 15:33:57

00SD  
Current Period APR-26

Currency USD  
No specific FUND requested

| FUND               | ORG                                 | REVISED BUDGET | EXPENDITURES  | ENCUMBRANCES | EXPENDITURES & ENCUMBRANCES | REMAINING BUDGET | REVENUE       |
|--------------------|-------------------------------------|----------------|---------------|--------------|-----------------------------|------------------|---------------|
| 10100 GENERAL FUND | 39530 INTERNAL AFFAIRS              | 3,52,846.60    | 2,528,529.25  | 6,762.60     | 2,535,291.85                | 517,554.75       |               |
| 10100 GENERAL FUND | 39535 RISK MANAGEMENT UNIT          | 1,559,958.22   | 1,075,177.74  | 0.00         | 1,075,177.74                | 484,780.48       |               |
| 10100 GENERAL FUND | 39540 PROFESSIONAL STAFF TRNG       | 405,650.00     | 325,312.33    | 0.00         | 325,312.33                  | 80,337.67        |               |
| 10100 GENERAL FUND | 39541 PEER SUPPORT TEAM             | 15,930.00      | 7,667.33      | 0.00         | 7,667.33                    | 8,262.67         |               |
| 10100 GENERAL FUND | 39542 VIDEO PRODUCTION UNIT         | 187,782.00     | 135,085.93    | 0.00         | 135,085.93                  | 52,696.07        |               |
| 10100 GENERAL FUND | 39545 VOLUNTEER SERVICES            | 810,722.17     | 463,804.34    | 313.80       | 464,118.14                  | 148,804.03       |               |
| 10100 GENERAL FUND | 39550 VALLEY CENTER SUBSTATION      | 9,087,835.00   | 7,245,238.73  | 72.00        | 7,245,310.73                | 1,842,524.27     | 1,779,295.14  |
| 10100 GENERAL FUND | 39552 SHERIFFS HONOR GUARD          | 90,550.00      | 70,874.82     | 0.00         | 70,874.82                   | 19,675.18        |               |
| 10100 GENERAL FUND | 39555 SAN MARCOS STATION            | 26,533,555.00  | 21,211,565.10 | 752.10       | 21,212,317.20               | 5,321,237.80     | 18,778,446.90 |
| 10100 GENERAL FUND | 39560 VISTA PATROL STATION          | 30,149,236.66  | 23,782,794.62 | 7,356.05     | 23,790,150.67               | 6,359,085.99     | 25,705,118.37 |
| 10100 GENERAL FUND | 39565 NORTH COASTAL SHERIFF'S STATI | 25,930,649.00  | 20,111,357.24 | 224.00       | 20,111,581.24               | 5,819,067.76     | 22,730,487.85 |
| 10100 GENERAL FUND | 39570 FALLBROOK SUBSTATION          | 9,846,982.00   | 8,440,230.99  | 10,116.22    | 8,450,347.21                | 1,396,634.79     |               |
| 10100 GENERAL FUND | 39575 INFORMATION-LED POLICING (COP | 28,533.00      | 0.00          | 0.00         | 0.00                        | 28,533.00        | 126,442.96    |
| 10100 GENERAL FUND | 39577 HOMELESS ASSISTANCE RESOURCE  | 2,681,716.00   | 2,153,998.37  | 0.00         | 2,153,998.37                | 527,717.63       |               |
| 10100 GENERAL FUND | 39580 RESERVES COORDINATION         | 550,358.96     | 489,218.02    | 0.00         | 489,218.02                  | 61,140.94        |               |
| 10100 GENERAL FUND | 39585 CRIME PREVENTION COORDIN      | 2,042,803.00   | 1,499,575.82  | 0.00         | 1,499,575.82                | 543,227.18       |               |
| 10100 GENERAL FUND | 39590 CRIMINAL INTELLIGENCE DETAIL  | 6,027,314.00   | 4,653,693.08  | 0.00         | 4,653,693.08                | 1,373,620.92     | 2,989,256.80  |
| 10100 GENERAL FUND | 39591 TERRORISM EARLY WARNING UNIT  | 4,233,168.00   | 3,361,937.32  | 236,773.16   | 3,598,710.48                | 634,457.52       | 389,708.99    |
| 10100 GENERAL FUND | 39592 BORDER CRIME SUPPRESSION TEAM | 4,384,489.00   | 3,822,046.21  | 13,497.03    | 3,835,543.24                | 548,925.76       | 1,727,884.93  |
| 10100 GENERAL FUND | 39593 THREAT ASSESSMENT GROUP       | 2,342,062.00   | 2,012,489.85  | 0.00         | 2,012,489.85                | 329,572.15       | 787,420.74    |
| 10100 GENERAL FUND | 39595 NARCOTICS TASK FORCE          | 5,070,818.00   | 4,002,734.08  | 4,758.66     | 4,007,492.74                | 1,063,325.26     | 3,283,231.73  |
| 10100 GENERAL FUND | 39600 CRISIS NEGOTIATING TEAM       | 58,091.00      | 143,243.73    | 0.00         | 143,243.73                  | (85,152.73)      |               |
| 10100 GENERAL FUND | 39605 LICENSE                       | 2,521,358.00   | 2,426,131.46  | 2,274.71     | 2,428,406.17                | 92,951.83        | 1,159,816.62  |
| 10100 GENERAL FUND | 39610 STREET NARC/GANG/JUDGE        | 1,204,024.00   | 977,994.96    | 0.00         | 977,994.96                  | 226,029.04       | 757,731.52    |
| 10100 GENERAL FUND | 39611 EAST CNTY GANG TASK FORCE     | 3,888,352.03   | 3,247,886.46  | 2,273.69     | 3,250,160.15                | 738,191.88       | 1,808,042.53  |
| 10100 GENERAL FUND | 39613 SAN DIEGO HUMAN TRAFFICKING T | 1,222,811.00   | 980,697.10    | 4,553.71     | 985,250.81                  | 237,560.19       | 546,803.40    |
| 10100 GENERAL FUND | 39614 MARIJUANA ENFORCEMENT TEAM    | 1,759,546.00   | 1,330,557.73  | 2.27         | 1,330,560.00                | 428,986.00       |               |
| 10100 GENERAL FUND | 39615 REGIONAL AUTO THEFT TF        | 0.00           | 0.00          | 0.00         | 0.00                        | 0.00             | 419.96        |
| 10100 GENERAL FUND | 39620 ND CNTY GANG TASK FORCE       | 1,788,798.00   | 1,515,700.13  | 0.00         | 1,515,700.13                | 283,097.87       | 931,537.24    |
| 10100 GENERAL FUND | 39625 PEANTHIL ABATEMENT SUPPRESSIO | 984,204.00     | 807,120.53    | 0.00         | 807,120.53                  | 177,083.47       | 73,534.71     |
| 10100 GENERAL FUND | 39630 TRAFFIC COORDINATOR           | 559,416.00     | 491,019.25    | 2,338.31     | 493,357.56                  | 156,058.44       | 45,364.47     |
| 10100 GENERAL FUND | 39633 SPECIAL EVENTS UNIT           | 0.00           | 0.28          | 0.00         | 0.28                        | (0.28)           |               |
| 10100 GENERAL FUND | 39635 HIDTA COORDINATION            | 1,829,941.00   | 1,486,693.17  | 0.00         | 1,486,693.17                | 443,247.83       |               |
| 10100 GENERAL FUND | 39640 ARSON                         | 2,706,303.07   | 2,368,020.18  | 2,943.95     | 2,370,964.13                | 335,338.94       | 1,748,872.79  |
| 10100 GENERAL FUND | 39645 FAMILY PROTECTION DETAIL      | 9,337,408.00   | 7,762,337.76  | 1,157.04     | 7,763,494.80                | 1,573,913.20     | 4,560,300.86  |
| 10100 GENERAL FUND | 39650 FRAUD-ELDER-CATCH(CENTRAL OPS | 4,895,438.00   | 3,911,625.29  | 0.00         | 3,911,625.29                | 983,812.71       | 2,115,709.93  |
| 10100 GENERAL FUND | 39655 EMERGENCY PLANNING DETAIL     | 1,930,210.72   | 1,770,295.32  | 11,070.83    | 1,781,365.95                | 148,844.77       | 1,001,858.61  |
| 10100 GENERAL FUND | 39656 HOMELAND SECURITY GRANTS      | 17,315,630.22  | 3,897,661.85  | 4,482,289.02 | 8,379,950.07                | 9,935,680.15     | 2,691,343.19  |
| 10100 GENERAL FUND | 39657 OPERATION STONEGARDEN GRANT   | 16,575,199.79  | 3,143,278.57  | 4,457,379.40 | 7,600,657.97                | 8,974,541.82     | 1,302,680.97  |
| 10100 GENERAL FUND | 39660 EVIDENCE/STORAGE              | 4,228,939.20   | 2,924,318.18  | 262,351.09   | 3,186,669.27                | 1,042,269.93     | 882,765.09    |
| 10100 GENERAL FUND | 39665 SEXUAL ASSAULT & DOMESTIC VIO | 1,228,072.00   | 993,635.03    | 0.00         | 993,635.03                  | 234,436.97       |               |
| 10100 GENERAL FUND | 39670 HOMICIDE                      | 6,805,645.96   | 7,573,903.79  | 337.41       | 7,574,241.20                | 1,231,404.76     | 1,310,089.32  |
| 10100 GENERAL FUND | 39675 COMMUNICATIONS                | 21,128,977.00  | 17,581,187.45 | 49,820.00    | 17,630,907.45               | 3,498,069.55     | 41,824.98     |
| 10100 GENERAL FUND | 39678 FUGITIVE TASK FORCE           | 1,849,879.00   | 1,502,183.00  | 0.00         | 1,502,183.00                | 347,696.00       | 998,091.82    |
| 10100 GENERAL FUND | 39680 CRIME LAB                     | 19,145,358.02  | 13,784,373.33 | 947,969.92   | 14,732,343.25               | 4,413,014.77     | 8,885,118.65  |
| 10100 GENERAL FUND | 39685 ASTREA                        | 7,707,347.68   | 5,496,334.04  | 239,046.07   | 5,735,380.11                | 1,971,967.57     | 3,867,334.09  |
| 10100 GENERAL FUND | 39686 ASTREA FIRE LIFE SAFETY HELIC | 3,513,272.09   | 2,976,825.79  | 97,067.06    | 3,073,892.85                | 439,379.24       | 2,146,126.14  |
| 10100 GENERAL FUND | 39690 SPECIAL ENFORCEMENT DETAIL    | 8,766,353.26   | 5,589,144.31  | 55,551.97    | 5,644,696.28                | 1,121,656.98     | 3,206,310.27  |
| 10100 GENERAL FUND | 39695 CANINE TEAM                   | 1,076,797.00   | 698,193.21    | 0.00         | 698,193.21                  | 378,603.79       | 8,390.34      |
| 10100 GENERAL FUND | 39700 SEARCH AND RESCUE             | 411,167.00     | 349,813.66    | 0.00         | 349,813.66                  | 61,353.34        | 229,800.32    |
| 10100 GENERAL FUND | 39710 CAL-IDLERS                    | 9,266,965.91   | 3,708,216.56  | 1,234,256.34 | 4,942,472.90                | 4,324,493.01     | 2,073,741.01  |

PERIODIC FINANCIAL STATEMENT - SCHEDULE OF REVENUES AND EXPENDITURES BY FUND AND ORGANIZATIONAL UNIT - GL041

Date 05-MAY-2026 15:33:57

COSED

Current Period APR 26

Currency USD  
No specific FUND requested

| FUND               | ORG                                  | REVISED BUDGET | EXPENDITURES   | ENCUMBRANCES  | EXPENDITURES & ENCUMBRANCES | REMAINING BUDGET | REVENUE       |
|--------------------|--------------------------------------|----------------|----------------|---------------|-----------------------------|------------------|---------------|
| 10100 GENERAL FUND | 39720 OFF ROAD ENFORCEMENT           | 39,856.00      | 136.67         | 0.00          | 136.67                      | 39,719.33        | 55,000.00     |
| 10100 GENERAL FUND | 39724 PUBLIC RECORDS ACT UNIT        | 1,804,058.00   | 1,360,907.71   | 0.00          | 1,360,907.71                | 443,148.29       |               |
| 10100 GENERAL FUND | 39730 CONTRACT CITIES-REVENUE        | 597,802.69     | 155,871.00     | 378,765.11    | 534,637.01                  | 63,165.68        | 4,439.22      |
| 10100 GENERAL FUND | 39735 SHERIFFS ANALYSIS GROUP (CRI   | 6,767,697.01   | 5,681,903.88   | 5,081.25      | 5,686,985.13                | 1,100,711.88     | 352,456.80    |
| 10100 GENERAL FUND | 39740 SANTEE PATROL STATION          | 15,544,834.02  | 12,640,291.27  | 0.00          | 12,640,291.27               | 2,884,592.75     | 13,727,254.93 |
| 10100 GENERAL FUND | 39741 LAKESIDE SUBSTATION            | 12,481,601.00  | 18,095,321.71  | 44.00         | 10,095,365.71               | 2,386,235.29     | 358,432.38    |
| 10100 GENERAL FUND | 39745 POWAY PATROL STATION           | 13,373,257.60  | 10,952,355.38  | 318.90        | 10,952,674.28               | 2,420,583.32     | 12,004,192.94 |
| 10100 GENERAL FUND | 39746 AS RANCH SUBSTATION            | 4,205,114.00   | 2,997,261.43   | 0.00          | 2,997,261.43                | 1,207,852.57     |               |
| 10100 GENERAL FUND | 39750 LEMON GROVE STATION            | 6,189,958.00   | 5,198,318.11   | 322.00        | 5,198,640.11                | 991,317.89       | 8,187,492.97  |
| 10100 GENERAL FUND | 39752 GROSSMONT CUYAMACA             | 1,229,491.00   | 425,558.85     | 0.00          | 425,558.85                  | 803,932.15       | 534,995.05    |
| 10100 GENERAL FUND | 39753 RANCHO SAN DIEGO STATION       | 21,958,821.31  | 17,633,083.68  | 10,807.10     | 17,643,890.78               | 4,315,230.53     | 482,422.29    |
| 10100 GENERAL FUND | 39755 ALPINE SUBSTATION              | 8,309,264.00   | 8,675,020.62   | 18.00         | 6,875,038.62                | 1,634,225.38     | 121,708.65    |
| 10100 GENERAL FUND | 39760 RAMONA SUBSTATION              | 7,521,638.00   | 8,289,878.95   | 0.00          | 6,289,878.95                | 1,231,959.05     | 5,093.17      |
| 10100 GENERAL FUND | 39765 IMPERIAL BEACH STATION         | 11,081,231.00  | 9,190,767.75   | 0.00          | 9,190,767.75                | 1,890,463.25     | 6,454,016.57  |
| 10100 GENERAL FUND | 39768 NON-HS GRANTS & REVENUE        | 7,547,750.32   | 2,894,271.47   | 903,639.79    | 3,597,911.26                | 3,949,839.08     | 1,543,470.29  |
| 10100 GENERAL FUND | 39769 RESPECT PROGRAM                | 1,384,951.22   | 1,040,280.79   | 95,105.23     | 1,135,385.99                | 249,565.23       | 259,885.36    |
| 10100 GENERAL FUND | 39770 RURAL ENFORCEMENT              | 12,090,505.00  | 10,809,455.38  | 0.00          | 10,809,455.38               | 1,281,049.62     |               |
| 10100 GENERAL FUND | 39774 VIDEO ANALYSIS UNIT (BWC)      | 168.68         | 0.00           | 0.00          | 0.00                        | 168.68           |               |
| 10100 GENERAL FUND | 39775 LAW ENFORCEMENT COMMAND        | 3,081,031.55   | 1,979,069.16   | 8,342.95      | 1,987,412.13                | 1,073,819.42     | 1,633,181.83  |
| 10100 GENERAL FUND | 39780 EAST MESA DET FACILITY         | 8,190,508.00   | 4,558,121.91   | 220.28        | 4,558,342.19                | 4,632,165.81     | 6,497,766.37  |
| 10100 GENERAL FUND | 39785 REENTRY SERVICES               | 6,466,135.60   | 5,002,172.12   | 251,949.34    | 5,254,118.46                | 1,212,017.14     | 794,383.72    |
| 10100 GENERAL FUND | 39800 FOOD SERVICES                  | 27,617,396.78  | 22,827,876.50  | 3,837,660.27  | 26,660,536.77               | 956,660.01       | 4,359,846.70  |
| 10100 GENERAL FUND | 39805 REENTRY SERVICES COUNSELING    | 27,704,465.21  | 12,932,071.72  | 3,005,689.99  | 15,837,761.71               | 12,066,703.50    | 2,519,295.62  |
| 10100 GENERAL FUND | 39809 AB109 EAST MESA REENTRY FACIL  | 19,499,637.04  | 14,934,056.18  | 0.00          | 14,934,056.18               | 4,565,580.86     | 4,202,877.11  |
| 10100 GENERAL FUND | 39810 BAILEY DETENTION FACILITY      | 44,516,739.25  | 35,600,289.83  | 11,517.04     | 35,611,806.87               | 8,904,932.38     | 21,359,828.94 |
| 10100 GENERAL FUND | 39811 COUNTY PAROLE AND ALTERNATE C  | 5,457,738.05   | 3,989,999.52   | 299,822.84    | 4,289,822.36                | 1,170,915.69     | 811,335.82    |
| 10100 GENERAL FUND | 39812 DETENTION TRAINING UNIT        | 0.00           | 1,903.33       | 0.00          | 1,903.33                    | (1,903.33)       |               |
| 10100 GENERAL FUND | 39815 SAN DIEGO CENTRAL JAIL         | 48,840,393.00  | 42,422,430.50  | 19,784.49     | 42,442,194.99               | 6,398,198.01     | 23,774,589.23 |
| 10100 GENERAL FUND | 39825 SO BAY DETENTION FACILITY      | 14,250,722.00  | 12,713,124.37  | 778.00        | 12,713,902.37               | 1,536,819.63     | 8,074,253.74  |
| 10100 GENERAL FUND | 39830 LAS COLINAS DETENTION & REENT  | 51,447,115.74  | 43,289,971.31  | 11,127.58     | 43,301,098.89               | 8,146,016.85     | 26,591,701.92 |
| 10100 GENERAL FUND | 39832 ROCK MOUNTAIN DETENTION FACIL  | 19,784,790.38  | 13,778,302.82  | 66,813.59     | 13,845,116.41               | 5,919,843.95     | 6,514,788.87  |
| 10100 GENERAL FUND | 39835 VISTA DETENTION FACILITY       | 34,971,067.00  | 29,020,943.41  | 10,705.86     | 29,031,649.27               | 5,939,417.73     | 16,784,595.35 |
| 10100 GENERAL FUND | 39840 HOSPITAL GUARD UNIT            | 5,991,093.00   | 6,349,725.38   | 0.00          | 6,349,725.38                | (358,632.38)     |               |
| 10100 GENERAL FUND | 39843 SHERIFFS PRETRIAL UNIT         | 2,715,495.00   | 2,004,292.65   | 13,223.50     | 2,017,516.15                | 897,978.85       | 536,492.68    |
| 10100 GENERAL FUND | 39845 JAIL POPULATION MGMT           | 7,645,670.00   | 6,018,289.70   | 0.00          | 6,018,289.70                | 1,627,380.30     | 1,159,303.48  |
| 10100 GENERAL FUND | 39847 STEPPING UP                    | 1,867,609.00   | 1,280,583.82   | 0.00          | 1,280,583.82                | 587,025.18       | 260,118.86    |
| 10100 GENERAL FUND | 39850 JIMS PROJECT                   | 136,562.09     | 147,325.30     | 0.00          | 147,325.30                  | (10,763.21)      |               |
| 10100 GENERAL FUND | 39854 ADA COORDINATION UNIT          | 1,328,365.00   | 1,088,033.66   | 220.68        | 1,088,254.34                | 241,110.66       |               |
| 10100 GENERAL FUND | 39855 DETENTION SVCS COMMAND         | 3,711,840.18   | 2,722,937.40   | 81,851.52     | 2,804,788.92                | 907,351.26       | 532,093.01    |
| 10100 GENERAL FUND | 39865 DETENTIONS PROCESSING DIVISIO  | 28,842,743.00  | 21,823,359.27  | 10,072.57     | 21,833,431.84               | 7,009,311.18     | 4,874,793.79  |
| 10100 GENERAL FUND | 39870 MEDICAL SERVICES               | 180,033,301.76 | 149,434,768.42 | 22,169,949.01 | 171,604,717.43              | 8,428,584.33     | 18,844,249.83 |
| 10100 GENERAL FUND | 39875 SHERIFFS TRANSPORTATION UNIT   | 15,884,256.00  | 13,437,502.41  | 2,012.43      | 13,439,514.84               | 2,254,841.16     | 2,453,157.18  |
| 10100 GENERAL FUND | 39877 DETENTION INVESTIGATIONS UNIT  | 6,403,224.00   | 4,872,771.46   | 0.00          | 4,872,771.46                | 1,530,452.54     |               |
| 10100 GENERAL FUND | 39882 SHERIFF FLEET                  | 43,022,793.77  | 21,925,112.22  | 0.01          | 21,925,112.23               | 21,097,681.54    | 4,785,823.10  |
| 10100 GENERAL FUND | 39883 IT OUTSOURCING                 | 38,536,576.66  | 25,352,895.69  | 13,764,018.29 | 39,116,913.98               | (580,337.32)     | 9,248,112.47  |
| 10100 GENERAL FUND | 39884 FACILITIES ISF                 | 155,172,210.71 | 62,450,930.66  | 83,632,396.77 | 146,083,327.43              | 9,088,883.28     | 18,042,176.40 |
| 10100 GENERAL FUND | 39885 PUB LIBR/PSTG/PURCH/DOC/SVCISF | 54,422,444.00  | 52,738,565.31  | 0.00          | 52,738,565.31               | 1,685,878.69     | 8,554,180.61  |
| 10100 GENERAL FUND | 41905 ADMINISTRATIVE SERVICES        | 22,563,053.15  | 18,124,328.92  | 2,431,747.18  | 20,556,076.10               | 2,006,977.05     | 2,858,345.30  |
| 10100 GENERAL FUND | 41906 PROFESSIONAL STANDARDS         | 0.00           | 1,163.95       | 0.00          | 1,163.95                    | (1,163.95)       |               |
| 10100 GENERAL FUND | 41908 TRAINING                       | 0.00           | 214.69         | 0.00          | 214.69                      | (214.69)         |               |
| 10100 GENERAL FUND | 41909 PROFESSIONAL STANDARDS         | 10,173,850.92  | 7,890,238.45   | 498,698.81    | 8,388,937.26                | 1,786,913.66     | 2,188,006.98  |

PERIODIC FINANCIAL STATEMENT - SCHEDULE OF REVENUES AND EXPENDITURES BY FUND AND ORGANIZATIONAL UNIT - GL041

Date 05-MAY-2026 15:33:57

COISD  
Current Period APR-26

Currency USD  
No specific FUND requested

| FUND               | ORG                                 | REVISED BUDGET | EXPENDITURES  | ENCUMBRANCES  | EXPENDITURES & ENCUMBRANCES | REMAINING BUDGET | REVENUE          |
|--------------------|-------------------------------------|----------------|---------------|---------------|-----------------------------|------------------|------------------|
| 10100 GENERAL FUND | 42013 WORK PROJECTS                 | 3,004,244.00   | 1,332,401.68  | 621,063.00    | 1,954,264.68                | 1,129,979.32     | 1,130,393.29     |
| 10100 GENERAL FUND | 42014 WORK FURLOUGH                 | 2,510,406.37   | 1,375,430.95  | 993,915.21    | 2,369,346.16                | 141,060.21       | 115,012.45       |
| 10100 GENERAL FUND | 42018 INVESTIGATIONS                | 21,187,315.84  | 10,498,063.51 | 354.09        | 16,498,417.60               | 4,688,898.04     | 2,231,243.21     |
| 10100 GENERAL FUND | 42017 FORMAL SUPERVISION            | 18,528,117.53  | 10,733,364.78 | 1,020,708.51  | 12,654,273.29               | 5,873,844.24     | 2,195,566.81     |
| 10100 GENERAL FUND | 42018 POST RELEASE COMMUNITY SUPV   | 31,123,287.17  | 7,487,958.75  | 4,833,718.23  | 12,101,672.98               | 19,021,614.19    | 8,289,356.47     |
| 10100 GENERAL FUND | 42019 MANDATORY SUPERVISION         | 4,978,898.44   | 3,163,235.58  | 54,035.44     | 3,217,271.02                | 1,761,625.42     | 2,472,560.27     |
| 10100 GENERAL FUND | 42021 COLLABORATIVE COURTS & SPECIA | 8,106,867.18   | 6,037,481.83  | 152,558.40    | 6,190,040.23                | 1,916,826.93     | 1,638,420.42     |
| 10100 GENERAL FUND | 42023 COLLABORATIVE REENTRY SERVICE | 8,455,337.78   | 3,184,304.92  | 813,484.39    | 3,997,789.31                | 4,457,548.45     | 2,807,669.75     |
| 10100 GENERAL FUND | 42024 PRETRIAL SERVICES             | 17,237,394.09  | 4,485,410.27  | 1,049,368.03  | 5,514,778.30                | 11,722,615.79    | 2,748,826.69     |
| 10100 GENERAL FUND | 42027 TRAINING AND PROF STDS - ADUL | 0.00           | 1,113.12      | 0.00          | 1,113.12                    | (1,113.12)       |                  |
| 10100 GENERAL FUND | 42028 ADULT OPERATION SUPPORT       | 10,204,089.22  | 8,037,531.78  | 367,758.94    | 8,405,290.72                | 1,798,798.50     | 2,710,182.10     |
| 10100 GENERAL FUND | 42045 JUVENILE RANCH FACILITY       | 0.00           | 38.31         | 0.00          | 38.31                       | (38.31)          |                  |
| 10100 GENERAL FUND | 42054 YOUTH TRANSITION CAMPUS       | 42,103,543.57  | 34,912,482.91 | 2,515,535.17  | 37,428,018.08               | 4,675,525.49     | 4,710,243.03     |
| 10100 GENERAL FUND | 42058 DETENTION SPECIAL PROJECTS    | 96,767.01      | 1,173.53      | 0.00          | 1,173.53                    | 95,593.48        |                  |
| 10100 GENERAL FUND | 42070 KEARNY MESA JUVENILE DETENTIO | 0.00           | 2,815.37      | 0.00          | 2,815.37                    | (2,815.37)       |                  |
| 10100 GENERAL FUND | 42071 EAST MESA JUV DETENTN FAC     | 1,690,773.81   | 76,255.47     | 71,184.83     | 147,440.30                  | 1,543,333.51     |                  |
| 10100 GENERAL FUND | 42074 DETENTION OPERATION SUPPORT   | 15,307,798.09  | 3,684,532.35  | 2,041,034.31  | 5,725,566.66                | 9,582,231.43     | 644,070.49       |
| 10100 GENERAL FUND | 42076 KEARNY MESA YOUTH DETENTION F | 18,417,648.58  | 14,853,831.60 | 1,841,712.95  | 16,695,544.55               | 1,722,304.03     | 1,748,190.71     |
| 10100 GENERAL FUND | 42077 EAST MESA YOUTH DETENTION FAC | 77,118,852.31  | 45,176,423.61 | 19,890,042.76 | 65,066,466.37               | 12,109,185.94    | 4,878,569.62     |
| 10100 GENERAL FUND | 42081 JFS NORTH REGION              | 0.00           | 18.38         | 0.00          | 18.38                       | (18.38)          |                  |
| 10100 GENERAL FUND | 42087 JFS ADMINISTRATION            | 0.00           | 0.01          | 0.00          | 0.01                        | (0.01)           |                  |
| 10100 GENERAL FUND | 42088 YOUTH OPERATION SUPPORT       | 6,425,897.22   | 3,503,838.71  | 986,131.75    | 4,489,970.46                | 1,935,926.76     | 759,082.92       |
| 10100 GENERAL FUND | 42091 TRAINING AND PROF STDS - YOUT | 0.00           | 8,957.59      | 0.00          | 8,957.59                    | (8,957.59)       |                  |
| 10100 GENERAL FUND | 42092 DIVERSION-INVESTIGATIONS      | 7,023,613.77   | 5,044,791.03  | 464,489.05    | 5,509,280.08                | 1,514,333.69     | 621,067.71       |
| 10100 GENERAL FUND | 42093 YOUTH SUPERVISION             | 28,769,733.47  | 15,932,760.21 | 9,884,213.38  | 25,816,973.59               | 2,952,759.88     | 1,648,039.64     |
| 10100 GENERAL FUND | 42180 PLACEMENT                     | 14,900,192.44  | 8,571,644.21  | 840,145.10    | 9,411,789.31                | 5,488,403.13     | 5,093,150.39     |
| 10100 GENERAL FUND | 44400 ENVIRONMENTAL HEALTH AND QUAL | 11,812,512.30  | 9,212,592.78  | 88,038.41     | 9,300,631.19                | 2,511,881.11     | 1,457,070.61     |
| 10100 GENERAL FUND | 44500 COMMUNITY HLTH DIVISION       | 2,518,580.22   | 1,865,817.28  | 42,483.30     | 1,908,280.58                | 610,299.64       | 1,667,040.09     |
| 10100 GENERAL FUND | 44600 VECTOR CTRL PROG              | 15,042,866.23  | 7,244,557.81  | 1,055,441.67  | 8,299,999.48                | 6,742,866.75     | 5,954,122.34     |
| 10100 GENERAL FUND | 44700 FOOD AND HOUSING DIV          | 17,986,484.05  | 12,549,527.83 | 110,879.49    | 12,659,507.32               | 5,326,976.73     | 16,795,237.75    |
| 10100 GENERAL FUND | 44800 HAZARDOUS MATERIALS DIV       | 16,210,371.65  | 11,818,290.17 | 85,860.17     | 11,696,250.34               | 4,514,121.31     | 13,028,557.58    |
| 10100 GENERAL FUND | 44900 LAND AND WATER QLTY DIV       | 9,681,617.51   | 5,930,590.68  | 960,903.56    | 6,891,494.24                | 2,770,123.27     | 5,181,868.67     |
| 10100 GENERAL FUND | 44950 AGENCY EXECUTIVE OFFICE       | 8,223,851.43   | 5,094,505.98  | 14,544.38     | 5,109,050.36                | 1,114,801.07     | 270.84           |
| 10100 GENERAL FUND | 44952 BUSINESS ASSURANCE AND COMPU  | 4,055,346.25   | 3,248,154.58  | 1,786.11      | 3,247,940.69                | 807,405.56       | (2,468.05)       |
| 10100 GENERAL FUND | 44960 AGENCY-WIDE FINANCES          | 31,605,990.42  | 39,304,150.56 | 354,907.50    | 39,659,058.06               | (8,053,067.64)   | (102,275,405.79) |
| 10100 GENERAL FUND | 44966 MAA TCM                       | 2,103,753.24   | 1,530,034.43  | 255,261.99    | 1,785,296.42                | 318,456.82       | 914,454.93       |
| 10100 GENERAL FUND | 44967 HEALTH HOUSING AND HUMAN SERV | 0.00           | 25,951.44     | 0.00          | 25,951.44                   | (25,951.44)      |                  |
| 10100 GENERAL FUND | 44968 OFFICE OF STRATEGY AND INNOVA | 0.00           | 12,789.62     | 0.00          | 12,789.62                   | (12,789.62)      | (153,479.63)     |
| 10100 GENERAL FUND | 44970 AGENCY CONTRACT SUPPORT       | 5,306,831.33   | 3,880,447.90  | 40,429.74     | 3,920,877.64                | 1,385,953.69     | (351.97)         |
| 10100 GENERAL FUND | 44980 FISCAL SERVICES               | 19,741,654.36  | 18,414,291.40 | 170,331.86    | 18,584,623.26               | 1,157,031.10     | (636,815.37)     |
| 10100 GENERAL FUND | 44985 BUDGET OFFICE                 | 16,467,254.00  | 15,305,001.65 | 0.00          | 15,305,001.65               | 1,162,252.35     | 1,373,540.41     |
| 10100 GENERAL FUND | 44990 FINANCIAL SVCS DIV ADMIN      | 1,217,875.00   | 788,259.90    | 0.00          | 788,259.90                  | 429,615.10       | 54,876.15        |
| 10100 GENERAL FUND | 45005 FACILITIES MANAGEMENT         | 26,060,339.89  | 11,990,013.28 | 14,647,976.20 | 26,637,989.48               | (577,650.39)     | 356,900.81       |
| 10100 GENERAL FUND | 45010 RECORD SERVICES               | 3,818,204.83   | 4,169,109.95  | 107,526.69    | 4,276,636.64                | (458,432.81)     |                  |
| 10100 GENERAL FUND | 45025 PERSONNEL/PAYROLL             | 15,253,691.58  | 11,832,743.84 | 92,444.60     | 11,925,188.24               | 3,328,503.32     | (4,153.94)       |
| 10100 GENERAL FUND | 45030 TRAINING                      | 3,212,462.00   | 1,865,385.22  | 94,409.26     | 1,959,794.48                | 1,252,667.52     |                  |
| 10100 GENERAL FUND | 45045 INFORMATION TECHNOLOGY        | 5,528,006.00   | 4,131,376.80  | 0.00          | 4,131,376.80                | 1,396,629.20     | (693.72)         |
| 10100 GENERAL FUND | 45046 CONNECTWELLS                  | 0.00           | 4,087.07      | 0.00          | 4,087.07                    | (4,087.07)       |                  |
| 10100 GENERAL FUND | 45047 AGENCYWIDE INFORMATION TECHNO | 34,953,391.70  | 15,407,230.28 | 635,042.27    | 16,042,272.55               | 18,911,119.15    | 6,292.00         |
| 10100 GENERAL FUND | 45052 PUBLIC ADM/ PUB GUARDIAN      | 0.00           | 314.40        | 0.00          | 314.40                      | (314.40)         |                  |
| 10100 GENERAL FUND | 45055 HEALTH OFFICE ADMIN           | 28,311,494.91  | 20,573,676.16 | 1,113,980.63  | 21,687,656.79               | 6,623,838.12     | 1,368,769.22     |

PERIODIC FINANCIAL STATEMENT - SCHEDULE OF REVENUES AND EXPENDITURES BY FUND AND ORGANIZATIONAL UNIT - GL041

Date 05-MAY-2026 15 33 57

COSD  
Current Period APR-25

Currency USD  
No specific FUND requested

| FUND               | ORG                                 | REVISED BUDGET | EXPENDITURES   | ENCUMBRANCES   | EXPENDITURES & ENCUMBRANCES | REMAINING BUDGET | REVENUE         |
|--------------------|-------------------------------------|----------------|----------------|----------------|-----------------------------|------------------|-----------------|
| 10100 GENERAL FUND | 45056 HHSA BIO-TERRORISM            | 7,770,732 00   | 5,120,983 82   | 411,061 25     | 5,532,065 07                | 2,238,666 93     | (16,214,619 43) |
| 10100 GENERAL FUND | 45062 IMMUNIZATIONS                 | 12,768,166 78  | 7,578,088 03   | 402,310 05     | 7,980,398 08                | 4,787,768 70     | (1,260,413 97)  |
| 10100 GENERAL FUND | 45064 STD CONTROL                   | 8,413,077 38   | 6,373,838 85   | 456,096 21     | 6,829,935 06                | 1,583,142 32     | 1,340,856 75    |
| 10100 GENERAL FUND | 45066 TB CONTROL                    | 17,833,625 34  | 12,833,196 51  | 914,407 53     | 13,547,604 04               | 4,286,021 30     | 2,014,311 84    |
| 10100 GENERAL FUND | 45068 MED AND QUAL ASSUR-CONTRACT   | 100,325 00     | 72,260 93      | 32,877 00      | 104,937 93                  | (4,612 93)       |                 |
| 10100 GENERAL FUND | 45075 PUBLIC HEALTH LAB             | 25,698,118 17  | 21,166,535 86  | 3,782,406 41   | 24,951,942 27               | 746,173 90       | 137,583,958 89  |
| 10100 GENERAL FUND | 45080 EPIDEMIOLOGY                  | 22,512,238 09  | 17,018,769 40  | 911,622 14     | 17,930,391 54               | 4,681,846 55     | 4,729,318 11    |
| 10100 GENERAL FUND | 45085 VITAL RECORDS                 | 3,755,541 00   | 2,174,284 36   | 68,566 25      | 2,242,850 61                | 1,512,690 39     | 2,146,342 85    |
| 10100 GENERAL FUND | 45090 OFF OF AIDS COORDINATION      | 23,681,898 90  | 21,635,609 21  | 10,832,279 47  | 32,467,888 68               | (8,785,991 78)   | 10,447,998 65   |
| 10100 GENERAL FUND | 45098 MATERNAL CHILD AND FAMILY HS  | 22,662,875 43  | 15,315,274 21  | 1,506,278 89   | 16,821,553 10               | 5,841,322 33     | 8,698,392 58    |
| 10100 GENERAL FUND | 45099 CA CHILDRENS SERVICES         | 30,654,787 47  | 23,399,024 10  | 31,192 54      | 23,430,216 64               | 7,224,570 83     | 13,720,169 21   |
| 10100 GENERAL FUND | 45100 PERFORMANCE MGMT AND BORDER H | 333,158 16     | 344,020 35     | 3,488 15       | 347,488 50                  | (14,330 34)      | 58,069 22       |
| 10100 GENERAL FUND | 45185 CHLD WELFARE SVCS             | 0 00           | 895 59         | 0 00           | 895 59                      | (895 59)         |                 |
| 10100 GENERAL FUND | 45280 EDGEMOOR                      | 64,783,513 74  | 47,479,385 93  | 2,978,247 97   | 50,455,633 90               | 14,327,879 84    | 27,712,992 51   |
| 10100 GENERAL FUND | 45281 SAN DIEGO COUNTY PSYCHIATRIC  | 77,928,399 64  | 55,733,989 47  | 18,568,092 07  | 74,302,081 54               | 3,626,318 10     | (28,088,292 70) |
| 10100 GENERAL FUND | 45289 BEHAVIORAL HLTH SVCS ADM      | 97,460,714 17  | 71,549,952 82  | 4,715,086 75   | 76,265,039 57               | 21,195,674 60    | 599,107 58      |
| 10100 GENERAL FUND | 45290 MENTAL HEALTH ADMINISTRATION  | 699,033,904 61 | 455,150,231 46 | 354,441,465 17 | 809,591,696 63              | (110,557,792 02) | 472,430,115 68  |
| 10100 GENERAL FUND | 45291 ADULT CASE MANAGEMENT         | 9,546,083 33   | 6,812,471 19   | 155,539 57     | 6,768,010 76                | 2,778,072 57     | 158,998 00      |
| 10100 GENERAL FUND | 45292 ADULT CENTRAL (SOUTHEAST ) CL | 3,730,478 91   | 2,728,692 14   | 318,198 57     | 3,046,890 71                | 683,589 20       |                 |
| 10100 GENERAL FUND | 45293 ADULT EAST CLINIC             | 4,638,151 70   | 3,270,910 07   | 502,906 48     | 3,773,816 55                | 1,164,335 15     |                 |
| 10100 GENERAL FUND | 45294 ADULT FORENSICS               | 951,968 68     | 3,024,141 22   | 2,784 89       | 3,026,925 91                | (2,074,939 23)   |                 |
| 10100 GENERAL FUND | 45295 ADULT NORTH CENTRAL CLINIC    | 6,714,953 78   | 4,384,242 21   | 266,909 29     | 4,651,151 50                | 2,063,802 28     |                 |
| 10100 GENERAL FUND | 45301 JUVENILE FORENSICS            | 9,084,714 12   | 5,599,039 94   | 12,950 53      | 5,611,990 47                | 3,473,623 65     | 710 00          |
| 10100 GENERAL FUND | 45302 PHARMACY                      | 0 00           | 129 85         | 0 00           | 129 85                      | (129 85)         |                 |
| 10100 GENERAL FUND | 45305 ALCOHOL & DRUG SVCS           | 315,233,821 23 | 174,400,993 16 | 191,502,836 44 | 365,903,829 60              | (50,670,008 37)  | 169,579,782 02  |
| 10100 GENERAL FUND | 45306 CARE COORDINATION             | 2,204,447 00   | 897,645 30     | 0 00           | 897,645 30                  | 1,306,801 70     |                 |
| 10100 GENERAL FUND | 45307 PUBLIC CONSERVATOR            | 6,466,936 52   | 5,598,135 96   | 1,753,195 14   | 7,351,331 12                | (884,394 60)     |                 |
| 10100 GENERAL FUND | 45308 CARE ACT                      | 14,832,471 54  | 10,003,351 69  | 3,533,439 78   | 13,536,791 47               | 1,295,680 07     | 76,346 00       |
| 10100 GENERAL FUND | 45380 CHILD WELFARE SVCS            | 0 00           | 3,089 39       | 0 00           | 3,089 39                    | (3,089 39)       |                 |
| 10100 GENERAL FUND | 46065 AIS ADMINISTRATION            | 7,110,208 02   | 3,998,387 07   | 16,430 25      | 4,012,797 32                | 3,097,410 70     | 1,323,624 57    |
| 10100 GENERAL FUND | 46070 GRANT/CONTRACT ADMIN          | 4,948,967 62   | 2,701,395 38   | 160,818 01     | 2,862,213 39                | 2,086,756 23     | 809,346 75      |
| 10100 GENERAL FUND | 46075 OMBUDSMAN                     | 2,017,212 20   | 1,702,705 85   | 25,528 04      | 1,728,233 89                | 288,978 31       | 1,185,251 00    |
| 10100 GENERAL FUND | 46080 NUTRITION                     | 15,904,847 58  | 11,185,895 31  | 5,075,430 78   | 16,261,326 09               | (358,478 51)     | 7,985,073 93    |
| 10100 GENERAL FUND | 46085 ADULT PROTECTIVE SVCS(GF)     | 37,099,551 12  | 26,859,258 75  | 892,383 61     | 27,751,642 36               | 9,307,908 76     | (476,992 11)    |
| 10100 GENERAL FUND | 46095 OTHERS(GENERAL FUND)          | 172,500 00     | 23,683 28      | 2,227 02       | 25,910 30                   | 146,589 70       |                 |
| 10100 GENERAL FUND | 46100 MULTI-PURP SR SVCS PROG       | 3,820,293 00   | 2,820,723 41   | 155,877 40     | 2,976,600 81                | 844,492 19       | 1,383,118 09    |
| 10100 GENERAL FUND | 46110 INFORMATION AND ASSISTANCE    | 810,083 00     | 659,774 66     | 6,672 89       | 666,447 55                  | 143,635 45       | 498,777 00      |
| 10100 GENERAL FUND | 46120 CASE MGMT                     | 1,133,522 00   | 821,900 80     | 214,803 81     | 1,036,704 61                | 96,817 39        | 551,685 74      |
| 10100 GENERAL FUND | 46125 LINKAGES                      | 829,351 00     | 643,547 08     | 2,694 48       | 646,241 56                  | 183,109 44       | 629,043 98      |
| 10100 GENERAL FUND | 46130 LONG TERM CARE INTEGRATION    | 4,331,523 00   | 3,959,622 46   | 72,642 19      | 4,032,264 65                | 299,258 35       | 3,173,894 21    |
| 10100 GENERAL FUND | 46140 PREVENTIVE HEALTH (TITLE III) | 2,434,455 00   | 1,179,614 39   | 124,843 99     | 1,304,458 38                | 1,129,996 62     | 636,354 53      |
| 10100 GENERAL FUND | 46145 RESPIRE CARE REGISTRY         | 1,055,848 33   | 777,220 96     | 162,486 03     | 939,706 99                  | 116,141 44       | 787,857 00      |
| 10100 GENERAL FUND | 46155 RETIRED SR VOLUNTEER PROG     | 245,042 00     | 181,243 45     | 1,841 61       | 183,085 06                  | 62,156 94        | 84,178 70       |
| 10100 GENERAL FUND | 46170 IN HOME SUPPORT SVCS          | 168,037,078 76 | 136,109,539 02 | 802,976 93     | 136,912,515 95              | 29,124,562 81    | (1,400,160 34)  |
| 10100 GENERAL FUND | 46180 MENTAL HEALTH SENIOR TEAM     | 211,609 00     | 87,877 55      | 337 44         | 88,014 99                   | 145,594 01       |                 |
| 10100 GENERAL FUND | 46187 CAREGIVER                     | 2,127,061 02   | 1,516,385 85   | 428,726 88     | 1,945,092 73                | 181,968 29       | 1,466,532 64    |
| 10100 GENERAL FUND | 46191 IHSS PUBLIC AUTHORITY         | 57,470,255 00  | 56,903,541 03  | 663,864 31     | 57,567,405 34               | (97,150 34)      | 29,846,159 85   |
| 10100 GENERAL FUND | 46193 PUBLIC ADMINISTRATOR/GUARDIAN | 0 00           | 3 80           | 0 00           | 3 80                        | (3 80)           |                 |
| 10100 GENERAL FUND | 46194 PUBLIC ADMINISTRATOR          | 4,035,066 82   | 3,794,158 63   | 445,470 16     | 4,239,628 79                | (204,561 97)     | 820,553 97      |
| 10100 GENERAL FUND | 46195 PUBLIC GUARDIAN               | 3,130,449 87   | 2,921,144 62   | 111,089 74     | 3,032,234 36                | 98,235 51        | 283,391 06      |
| 10100 GENERAL FUND | 46200 CFWB ADMINISTRATION           | 71,772,403 42  | 63,760,371 16  | 18,231,770 20  | 81,992,141 36               | (10,219,737 94)  | 1,142,004 43    |

PERIODIC FINANCIAL STATEMENT - SCHEDULE OF REVENUES AND EXPENDITURES BY FUND AND ORGANIZATIONAL UNIT - GL041

Date 05-MAY-2026 15:33:57

COSD  
Current Period APR-26

Currency USD  
No specific FUND requested

| FUND               | ORG                                 | REVISED BUDGET | EXPENDITURES   | ENCUMBRANCES | EXPENDITURES & ENCUMBRANCES | REMAINING BUDGET | REVENUE        |
|--------------------|-------------------------------------|----------------|----------------|--------------|-----------------------------|------------------|----------------|
| 10100 GENERAL FUND | 46202 CFWB ADOPTIONS                | 14,373,002.94  | 13,248,070.48  | 82,151.06    | 13,310,221.54               | 1,062,781.40     | 1,558.14       |
| 10100 GENERAL FUND | 46203 CCWS INDEPENDENT LIVING SKILL | 0.00           | 10,926.77      | 240,000.00   | 250,926.77                  | (250,926.77)     |                |
| 10100 GENERAL FUND | 46204 CFWB POLINSKY CHILDRENS CENTE | 32,854,061.75  | 21,533,904.57  | 2,432,536.32 | 23,966,440.89               | 8,887,620.86     | (115,155.99)   |
| 10100 GENERAL FUND | 46205 CFWB SAN PASQUAL FACILITY     | 5,135,984.00   | 2,455,455.08   | 704,235.30   | 3,159,690.38                | 1,976,273.62     | (235,801.26)   |
| 10100 GENERAL FUND | 46206 CFWB SAN PASQUAL OPERATIONS   | 13,778,956.59  | 2,602,714.82   | 813,357.80   | 3,416,072.52                | 10,362,884.07    | (346.34)       |
| 10100 GENERAL FUND | 46207 CCWS HOTLINE                  | 0.00           | 83.07          | 0.00         | 83.07                       | (83.07)          |                |
| 10100 GENERAL FUND | 46209 CWS RESIDENTIAL SERVICES      | 441,259.35     | (1,844.27)     | 5,000.00     | 3,655.73                    | 436,203.62       | 2,882.00       |
| 10100 GENERAL FUND | 46210 CFWB CHILD AND FAMILY STRENGT | 1,724,682.75   | 968,584.94     | 447,827.27   | 1,416,412.21                | 308,250.54       | 220,153.18     |
| 10100 GENERAL FUND | 46211 CFWB WRAP PROGRAM             | 6,576,234.00   | 3,964,130.14   | 2,137,595.21 | 6,101,725.35                | 474,508.65       | 3,929,287.00   |
| 10100 GENERAL FUND | 46212 RESOURCE FAMILY APPROVAL      | 78,977.41      | 828.34         | 3,575.12     | 4,203.48                    | 74,773.93        |                |
| 10100 GENERAL FUND | 46213 CFWB ELIGIBILITY              | 6,436,889.00   | 4,684,023.73   | 100,685.08   | 4,784,688.81                | 1,652,200.19     | (141,968.42)   |
| 10100 GENERAL FUND | 46214 CFWB ASSISTANCE PAYMENTS      | 182,083,545.71 | 135,359,473.75 | 1,217,143.58 | 136,576,617.33              | 25,486,928.38    | 48,481,353.65  |
| 10100 GENERAL FUND | 46280 OFFICE OF STRATEGY AND INNOVA | 0.00           | 2,392.04       | 0.00         | 2,392.04                    |                  |                |
| 10100 GENERAL FUND | 46275 STRATEGY AND COMMUNITY ENGAGE | 15,822,001.00  | 11,370,181.54  | 236,236.25   | 11,606,417.79               | 4,215,583.21     | (159,543.01)   |
| 10100 GENERAL FUND | 46276 COMMUNITY SERVICES BLOCK GRAN | 4,559,109.00   | 3,057,590.05   | 1,017,073.24 | 4,074,663.29                | 484,445.71       | 1,999,610.75   |
| 10100 GENERAL FUND | 46277 DISPUTE RESOLUTION            | 553,794.00     | 394,767.53     | 156,181.31   | 550,948.84                  | 2,845.16         | 394,767.53     |
| 10100 GENERAL FUND | 46278 SAFETY FIRST                  | 415,722.00     | 308,445.23     | 105,817.34   | 412,262.57                  | 3,459.43         | 304,535.78     |
| 10100 GENERAL FUND | 46310 CFWB CENTRAL REGION           | 1,942,444.38   | 1,275,270.05   | 7,900.00     | 1,283,170.05                | 659,274.33       | 816.22         |
| 10100 GENERAL FUND | 46311 CFWB EAST REGION              | 2,825,754.00   | 2,135,611.02   | 152,285.91   | 2,287,896.93                | 537,857.07       |                |
| 10100 GENERAL FUND | 46312 CFWB NORTH CENTRAL REGION     | 1,139,684.28   | 830,441.56     | 11,443.28    | 841,884.76                  | 497,800.52       |                |
| 10100 GENERAL FUND | 46313 CFWB NORTH COASTAL REGION     | 2,589,771.00   | 1,968,641.79   | 206,784.37   | 2,175,406.16                | 418,164.84       |                |
| 10100 GENERAL FUND | 46314 CFWB NORTH INLAND REGION      | 3,232,328.00   | 1,855,354.65   | 174,374.75   | 2,129,729.40                | 1,102,598.60     |                |
| 10100 GENERAL FUND | 46315 CFWB SOUTH REGION             | 3,805,070.55   | 2,711,569.03   | 305,594.91   | 3,017,163.94                | 787,906.61       |                |
| 10100 GENERAL FUND | 46317 FIRST FIVE                    | 2,390,092.00   | 1,802,634.45   | 0.00         | 1,802,634.45                | 587,457.55       | 1,717,875.99   |
| 10100 GENERAL FUND | 46318 CFWB CHILD AND FAMILY STRENGT | 2,152,192.23   | 3,595,853.65   | 4,057,401.26 | 7,653,254.91                | (5,501,062.68)   |                |
| 10100 GENERAL FUND | 46319 CFWB EMERGENCY RESPONSE       | 41,224,650.00  | 33,643,426.76  | 0.00         | 33,643,426.76               | 7,581,223.24     | (13,336.39)    |
| 10100 GENERAL FUND | 46320 CFWB PLACEMENT                | 14,856,616.00  | 12,914,510.70  | 2,631.56     | 12,917,142.26               | 1,939,473.74     | 481,087.13     |
| 10100 GENERAL FUND | 46321 CFWB ONGOING SERVICES         | 31,672,529.04  | 25,557,321.91  | 9,190.04     | 25,566,511.95               | 6,106,017.09     |                |
| 10100 GENERAL FUND | 46322 CFWB TRAINING                 | 22,751,238.12  | 18,128,039.34  | 189,583.99   | 19,297,623.33               | 3,453,614.79     |                |
| 10100 GENERAL FUND | 46323 CFWB SPECIALTY PROGRAMS       | 35,887,770.58  | 30,440,725.30  | 6,133,724.56 | 36,574,449.86               | (686,679.28)     | 994,590.79     |
| 10100 GENERAL FUND | 46324 CFWB SUPPORTIVE SERVICES      | 14,245,321.24  | 11,026,365.27  | 21,065.52    | 11,047,430.79               | 3,197,890.45     | (18,810.43)    |
| 10100 GENERAL FUND | 46370 PUBLIC HEALTH SERVICES - CENT | 0.00           | (597.86)       | 0.00         | (597.86)                    | 597.86           |                |
| 10100 GENERAL FUND | 46382 NORTH COUNTY REGION ADMINSTR  | 0.00           | 10.69          | 0.00         | 10.69                       | (10.69)          |                |
| 10100 GENERAL FUND | 46383 HOMELESS SERVICES             | 0.00           | 1,712.55       | 0.00         | 1,712.55                    | (1,712.55)       |                |
| 10100 GENERAL FUND | 46406 MEDICAL CARE SERVICES ADMIN   | 10,128,205.00  | 3,556,848.64   | 251,045.44   | 3,807,894.28                | 6,320,210.72     | 5,248,936.03   |
| 10100 GENERAL FUND | 46407 NURSING                       | 34,398,928.99  | 26,247,995.63  | 1,155,078.64 | 27,403,074.27               | 6,995,854.72     | 4,874,933.80   |
| 10100 GENERAL FUND | 46408 MCSD PHARMACY                 | 8,229,768.15   | 7,032,651.27   | 882,326.72   | 7,914,977.99                | 314,790.16       | 189,608.51     |
| 10100 GENERAL FUND | 46409 SDAIM                         | 3,360,609.50   | 2,804,995.72   | 91,301.21    | 2,896,296.93                | 464,312.57       | 1,062,709.53   |
| 10100 GENERAL FUND | 46410 MEDICAL CARE SERVICES ADMINIS | 0.00           | 554.45         | 0.00         | 554.45                      | (554.45)         |                |
| 10100 GENERAL FUND | 46414 MEDICAL CARE SERVICES ADMIN   | 0.00           | (19,508.62)    | 0.00         | (19,508.62)                 | 19,508.62        |                |
| 10100 GENERAL FUND | 46415 NURSING                       | 0.00           | 2,515.03       | 24,528.04    | 27,043.07                   | (27,043.07)      | 17,584.85      |
| 10100 GENERAL FUND | 46416 MCSD PHARMACY                 | 0.00           | (3,370.41)     | 0.03         | (3,370.38)                  | 3,370.38         | 388.39         |
| 10100 GENERAL FUND | 46431 ELIGIBILITY OPERATIONS ADMINI | 0.00           | (19.00)        | 0.00         | (19.00)                     | 19.00            |                |
| 10100 GENERAL FUND | 46440 HEALTH CARE POLICY ADMINISTRA | 4,375,856.00   | 3,186,846.02   | 5,128,477.57 | 8,295,323.59                | (3,919,467.59)   | 2,606,177.77   |
| 10100 GENERAL FUND | 46441 REGIONAL SELF SUFFICIENCY STA | 53,339,138.69  | 25,156,114.84  | 5,043,113.49 | 30,199,228.33               | 23,139,910.36    | (9,417,730.03) |
| 10100 GENERAL FUND | 46442 FRC METRO                     | 4,639,530.00   | 3,727,727.54   | 0.00         | 3,727,727.54                | 911,802.46       |                |
| 10100 GENERAL FUND | 46443 FRC MILLS                     | 12,488,856.00  | 11,357,150.93  | 0.00         | 11,357,150.93               | 1,141,705.07     |                |
| 10100 GENERAL FUND | 46444 FRC NORTHEAST                 | 14,548,011.00  | 12,474,501.91  | 0.00         | 12,474,501.91               | 2,073,509.09     |                |
| 10100 GENERAL FUND | 46445 FRC SOUTHEAST                 | 13,042,513.00  | 11,802,500.86  | 0.00         | 11,802,500.86               | 1,240,012.14     |                |
| 10100 GENERAL FUND | 46446 FRC LEMON GROVE               | 13,416,193.00  | 11,730,813.05  | 0.00         | 11,730,813.05               | 1,685,379.95     | 117.35         |
| 10100 GENERAL FUND | 46447 FRC EL CAJON                  | 22,997,819.00  | 20,215,050.31  | 2,232.00     | 20,217,282.31               | 2,780,536.69     | 550.39         |

PERIODIC FINANCIAL STATEMENT - SCHEDULE OF REVENUES AND EXPENDITURES BY FUND AND ORGANIZATIONAL UNIT - GL041

Date 05-MAY-2026 15:33:57

COSD  
Current Period APR-26

Currency USD  
No specific FUND requested

| FUND               | ORG                                 | REVISED BUDGET | EXPENDITURES   | ENCUMBRANCES  | EXPENDITURES & ENCUMBRANCES | REMAINING BUDGET | REVENUE        |
|--------------------|-------------------------------------|----------------|----------------|---------------|-----------------------------|------------------|----------------|
| 10100 GENERAL FUND | 46446 FRC NORTH CENTRAL             | 21,641,431.00  | 18,753,941.82  | 0.00          | 18,753,941.82               | 2,887,489.38     |                |
| 10100 GENERAL FUND | 46449 ACCESS                        | 48,614,223.00  | 42,369,861.88  | 0.00          | 42,369,861.88               | 6,244,361.32     |                |
| 10100 GENERAL FUND | 46450 FRC OCEANSIDE                 | 20,504,292.00  | 17,284,031.76  | 0.00          | 17,284,031.76               | 3,220,260.24     |                |
| 10100 GENERAL FUND | 46451 FRC ESCONDIDO                 | 26,000,177.00  | 21,667,986.50  | 0.00          | 21,667,986.50               | 4,332,190.50     | 225.08         |
| 10100 GENERAL FUND | 46452 FRC SOUTH                     | 27,527,196.53  | 24,532,604.01  | 48,339.67     | 24,578,943.88               | 2,948,252.65     | 541.84         |
| 10100 GENERAL FUND | 46453 FRC NATIONAL CITY             | 12,669,566.00  | 11,181,741.60  | 0.00          | 11,181,741.60               | 1,517,824.40     |                |
| 10100 GENERAL FUND | 46454 DOCUMENT PROCESSING CENTER    | 16,377,150.00  | 14,523,364.03  | 0.00          | 14,523,364.03               | 1,853,785.97     |                |
| 10100 GENERAL FUND | 46456 HEALTH COVERAGE ACCESS        | 11,374,591.00  | 10,488,948.18  | 0.00          | 10,488,948.18               | 885,644.82       | 87,118.11      |
| 10100 GENERAL FUND | 46457 SELF-SUFFICIENCY ADMINISTRATI | 69,455,466.84  | 47,314,996.00  | 3,494,136.82  | 50,809,132.82               | 16,646,334.02    | 2,738,005.10   |
| 10100 GENERAL FUND | 46458 SELF-SUFFICIENCY CONTRACTS    | 81,815,242.00  | 53,726,460.83  | 40,149,276.77 | 93,875,737.40               | (12,060,495.40)  | 3,302,999.15   |
| 10100 GENERAL FUND | 46459 SELF-SUFFICIENCY ASSISTANCE P | 348,414,061.00 | 247,338,133.19 | 0.00          | 247,338,133.19              | 101,075,947.81   | 151,616,172.32 |
| 10100 GENERAL FUND | 46460 HCD ADMINISTRATION            | 2,105,337.00   | 1,392,998.30   | 41,799.54     | 1,434,797.64                | 670,539.16       | 737.65         |
| 10100 GENERAL FUND | 46461 HCD COMMUNITY DEVELOPMENT     | 13,491,165.46  | 6,106,857.05   | 1,576,755.61  | 7,683,612.66                | 5,807,552.80     | 3,488,252.59   |
| 10100 GENERAL FUND | 46462 HCD RENTAL ASSISTANCE         | 23,453,322.84  | 13,876,511.15  | 6,265,349.05  | 20,141,860.20               | 3,311,462.64     | 9,999,865.49   |
| 10100 GENERAL FUND | 46463 HCD FISCAL AND OTHER SUPPORT  | 4,664,902.00   | 2,972,728.85   | 0.00          | 2,972,728.85                | 1,692,173.35     | 1,505,443.15   |
| 10100 GENERAL FUND | 46465 OFFICE OF MILITARY & VETERANS | 4,790,374.00   | 3,424,361.99   | 159,389.99    | 3,583,751.98                | 1,206,622.02     | 683.48         |
| 10100 GENERAL FUND | 46470 CDBG - COMMUNITY DEVELOPMENT  | 4,625,755.43   | 1,297,091.86   | 1,689,828.03  | 2,986,919.89                | 1,638,835.54     | 1,105,927.37   |
| 10100 GENERAL FUND | 46471 CDBG - RES REHAB              | 500,000.00     | 881,972.34     | 20,000.00     | 901,972.34                  | (401,972.34)     | 494,354.90     |
| 10100 GENERAL FUND | 46472 CDBG - AFFORDABLE HOUSING     | 500,000.00     | 0.00           | 0.00          | 0.00                        | 500,000.00       | 18,734.07      |
| 10100 GENERAL FUND | 46475 OFFICE OF IMMIGRANT AND REFUG | 5,477,315.92   | 3,091,653.66   | 1,317,546.01  | 4,409,199.67                | 1,068,118.25     | 2,849,292.81   |
| 10100 GENERAL FUND | 46480 HOME - RENTAL ASSISTANCE      | 1,600,000.00   | 860,333.32     | 730,395.00    | 1,590,728.32                | 9,271.68         | 808,520.00     |
| 10100 GENERAL FUND | 46482 HOME - AFFORDABLE HOUSING     | 14,185,995.81  | 1,930,658.83   | 7,643,865.99  | 9,574,522.92                | 4,591,472.89     | 1,795,580.29   |
| 10100 GENERAL FUND | 46483 HOME - DCCA                   | 1,868,473.50   | 1,912,818.47   | 760,121.36    | 2,672,939.83                | (804,466.33)     | 2,191,333.27   |
| 10100 GENERAL FUND | 46490 HOPWA CITY                    | 6,799,175.36   | 3,272,909.95   | 2,393,480.24  | 5,666,390.19                | 1,132,785.17     | 2,918,324.07   |
| 10100 GENERAL FUND | 46492 EMERGENCY SHELTER (ESG)       | 1,138,775.74   | 515,263.38     | 528,313.88    | 1,043,577.26                | 95,198.48        | 416,982.00     |
| 10100 GENERAL FUND | 46493 CALHOME                       | 0.00           | 143,375.37     | 0.00          | 143,375.37                  | (143,375.37)     | 143,375.37     |
| 10100 GENERAL FUND | 46497 STATE AND LOCAL AFFORDABLE HO | 109,959,987.66 | 33,879,537.53  | 37,313,282.59 | 70,992,820.12               | 38,967,167.54    | 23,143,764.90  |
| 10100 GENERAL FUND | 46498 HOMELESS SOLUTIONS            | 115,588,519.52 | 46,327,006.95  | 27,598,586.62 | 73,925,593.57               | 41,664,923.95    | 19,802,648.42  |
| 10100 GENERAL FUND | 46500 HOMELESS SOLUTIONS AND EQUITA | 0.00           | 134.70         | 768,665.68    | 768,800.38                  | (768,800.38)     | (64,205.66)    |
| 10100 GENERAL FUND | 46501 HOMELESS SOLUTIONS            | 0.00           | (216,589.78)   | 96,232.91     | (120,356.87)                | 120,356.87       | 277,958.81     |
| 10100 GENERAL FUND | 46502 EQUITABLE COMMUNITIES         | 0.00           | 10,190.92      | 0.00          | 10,190.92                   | (10,190.92)      | 194,481.26     |
| 10100 GENERAL FUND | 46503 COMMUNITY SERVICES BLOCK GRAN | 0.00           | (129.23)       | 293,412.00    | 293,282.77                  | (293,282.77)     | 949.07         |
| 10100 GENERAL FUND | 46507 OFFICE OF STRATEGY AND INNOVA | 0.00           | 465.88         | 0.00          | 465.88                      | (465.88)         |                |
| 10100 GENERAL FUND | 46508 COMMUNITY HEALTH PROMOTION    | 0.00           | 14,886.35      | 0.00          | 14,886.35                   | (14,886.35)      | 636,257.97     |
| 10100 GENERAL FUND | 47450 ADMINISTRATION                | 24,309,217.82  | 4,401,850.82   | 1,040,607.07  | 5,442,457.89                | 18,866,760.13    |                |
| 10100 GENERAL FUND | 47460 TECHNICAL SERVICES DIVISION   | 4,506,877.37   | 2,334,603.41   | 395,576.44    | 2,730,379.85                | 1,776,497.52     |                |
| 10100 GENERAL FUND | 47466 CAMPAIGN SERVICES             | 4,136,276.00   | 2,314,373.77   | 250,048.30    | 2,564,422.07                | 1,571,853.93     |                |
| 10100 GENERAL FUND | 47467 GIS AND DOCUMENT SERVICES     | 721,811.00     | 524,210.19     | 0.00          | 524,210.19                  | 197,600.81       |                |
| 10100 GENERAL FUND | 47468 MAPS AND POLLS                | 1,331,511.70   | 892,570.92     | 280.27        | 892,851.19                  | 438,660.51       |                |
| 10100 GENERAL FUND | 47469 LANGUAGE SERVICES             | 1,325,882.00   | 854,195.68     | 0.00          | 854,195.68                  | 471,686.32       |                |
| 10100 GENERAL FUND | 47471 POLL WORKER RECRUITMENT       | 809,267.00     | 543,357.67     | 0.00          | 543,357.67                  | 265,909.33       |                |
| 10100 GENERAL FUND | 47472 POLL WORKER TRAINING          | 1,484,250.00   | 998,120.41     | 0.00          | 998,120.41                  | 486,129.59       |                |
| 10100 GENERAL FUND | 47473 LOGISTICS AND WAREHOUSE OPERA | 2,234,945.71   | 1,268,055.47   | 148,823.31    | 1,417,878.78                | 817,066.93       |                |
| 10100 GENERAL FUND | 47480 PETITIONS                     | 1,596,314.00   | 1,372,217.58   | 0.00          | 1,372,217.58                | 224,096.42       |                |
| 10100 GENERAL FUND | 47481 REGISTRATION                  | 3,856,016.00   | 3,758,381.31   | 0.00          | 3,758,381.31                | 96,634.69        |                |
| 10100 GENERAL FUND | 47483 VOTE BY MAIL VOTERS           | 5,367,452.18   | 4,038,684.10   | 2,276,383.50  | 6,315,047.60                | (947,595.42)     | (7,521.00)     |
| 10100 GENERAL FUND | 47484 VOTE BY MAIL PROCESSING       | 1,382,733.00   | 1,203,484.63   | 60,426.63     | 1,263,911.26                | 118,819.74       |                |
| 10100 GENERAL FUND | 47485 VOTER OUTREACH                | 4,984,300.00   | 1,180,845.01   | 345,900.50    | 1,526,745.51                | 3,437,154.49     | 13,922,136.30  |
| 10100 GENERAL FUND | 48300 PEST DETECTION                | 4,789,891.33   | 3,599,428.96   | 26,077.19     | 3,625,506.15                | 1,147,365.18     | 1,678,883.16   |
| 10100 GENERAL FUND | 48305 DIAGNOSTICS AND QUARANTINE    | 2,852,749.82   | 1,757,132.45   | 200,052.17    | 1,957,184.62                | 895,565.20       | 821,692.23     |
| 10100 GENERAL FUND | 48400 INTEGRATED PEST MGT           | 1,699,121.19   | 994,344.40     | 84,800.77     | 1,079,245.17                | 619,876.02       | 830,919.66     |

PERIODIC FINANCIAL STATEMENT - SCHEDULE OF REVENUES AND EXPENDITURES BY FUND AND ORGANIZATIONAL UNIT - GL041

Date 05-MAY-2026 15:33:57

COSD  
Current Period APR-26

Currency: USD  
No specific FUND requested

| FUND               | ORG                                 | REVISED BUDGET | EXPENDITURES  | ENCUMBRANCES  | EXPENDITURES & ENCUMBRANCES | REMAINING BUDGET | REVENUE      |
|--------------------|-------------------------------------|----------------|---------------|---------------|-----------------------------|------------------|--------------|
| 10100 GENERAL FUND | 48500 PESTICIDE REGULATION          | 5,081,310.05   | 3,592,098.79  | 490,933.50    | 4,083,032.29                | 998,278.36       | 2,623,960.82 |
| 10100 GENERAL FUND | 48550 ADMIN CORONER                 | 4,546,868.73   | 3,584,912.05  | 138,685.43    | 3,723,597.48                | 813,371.25       | 4,122.28     |
| 10100 GENERAL FUND | 48555 INVESTIGATION                 | 8,276,424.67   | 5,592,134.80  | 104,260.78    | 5,696,415.56                | 2,580,009.11     | 964.51       |
| 10100 GENERAL FUND | 48560 MEDICAL                       | 2,049,131.69   | 1,500,591.73  | 101,009.98    | 1,601,601.69                | 447,530.00       | 9,049.24     |
| 10100 GENERAL FUND | 48565 LABORATORY                    | 4,877,697.94   | 2,984,586.71  | 529,953.24    | 3,514,539.95                | 1,363,157.99     | 74,079.89    |
| 10100 GENERAL FUND | 48575 PATHOLOGY                     | 6,276,466.12   | 3,015,982.98  | 58,049.87     | 3,074,032.55                | 3,202,433.57     | 51,072.50    |
| 10100 GENERAL FUND | 48600 AWM ADMIN                     | 14,661,699.17  | 5,124,753.11  | 5,767,971.55  | 10,892,724.66               | 3,768,974.51     | 7,014,141.39 |
| 10100 GENERAL FUND | 48700 WEIGHTS MEASURES ENFORCEMENT  | 5,405,499.39   | 3,892,626.56  | 134,871.25    | 4,027,297.81                | 1,378,201.58     | 3,661,360.02 |
| 10100 GENERAL FUND | 48705 AGRICULTURAL STANDARDS        | 1,974,687.42   | 1,187,713.72  | 87,619.64     | 1,255,333.38                | 719,354.06       | 216,567.13   |
| 10100 GENERAL FUND | 48800 PHPP- PLANT HEALTH PEST PREVE | 5,016,495.78   | 3,769,990.26  | 16,617.64     | 3,806,615.90                | 1,209,879.88     | 3,346,283.32 |
| 10100 GENERAL FUND | 48910 UNIVERSITY OF CALIFORNIA CDOP | 960,000.00     | 797,627.49    | 337,341.00    | 1,134,968.49                | (174,968.49)     |              |
| 10100 GENERAL FUND | 49150 ANIMAL SERVICES ADMIN         | 4,269,448.00   | 3,247,735.13  | 35,059.88     | 3,282,795.01                | 986,650.99       | 296,638.93   |
| 10100 GENERAL FUND | 49154 NORTH COUNTY ANIMAL SHELTER   | 3,645,184.00   | 2,628,258.96  | 28,471.82     | 2,657,730.78                | 987,453.22       | 83,481.04    |
| 10100 GENERAL FUND | 49156 SOUTH COUNTY ANIMAL SHELTER   | 3,981,543.62   | 3,055,058.49  | 19,084.40     | 3,074,142.89                | 907,400.73       | 253,815.01   |
| 10100 GENERAL FUND | 49800 ADMINISTRATION                | 16,265,816.41  | 11,053,938.97 | 2,875,683.42  | 13,929,622.39               | 2,336,194.02     | 19,520.30    |
| 10100 GENERAL FUND | 49805 LONG RANGE PLANNING           | 23,106,163.62  | 4,173,969.30  | 17,013,013.44 | 21,186,982.74               | 1,919,201.08     | 111,465.78   |
| 10100 GENERAL FUND | 49806 HOUSING                       | 3,110,087.65   | 1,970,076.28  | 759,543.23    | 2,729,619.51                | 380,468.14       |              |
| 10100 GENERAL FUND | 49815 SUSTAINABILITY PLANNING       | 24,277,721.88  | 4,041,774.24  | 17,464,007.70 | 21,505,781.94               | 2,771,939.94     | 459,478.40   |
| 10100 GENERAL FUND | 49820 PROJECT PLANNING              | 16,719,382.54  | 6,907,388.12  | 7,193,320.27  | 14,100,718.39               | 2,618,664.15     | 4,262,574.13 |
| 10100 GENERAL FUND | 49830 LAND DEVELOPMENT              | 8,112,639.94   | 5,881,123.50  | 1,542,086.67  | 7,423,210.17                | 689,429.77       | 5,844,363.70 |
| 10100 GENERAL FUND | 49840 BUILDING SERVICES             | 19,311,242.07  | 12,588,988.66 | 3,644,811.78  | 16,233,800.44               | 3,077,441.63     | 9,549,632.79 |
| 10100 GENERAL FUND | 49850 CODE COMPLIANCE               | 7,945,227.92   | 4,891,138.79  | 2,267,031.67  | 7,158,170.46                | 787,057.46       | 1,131,380.91 |
| 10100 GENERAL FUND | 49860 LUEG GIS                      | 1,865,738.11   | 1,830,910.57  | 431,195.67    | 2,262,106.24                | (296,368.13)     | 145,457.10   |
| 10100 GENERAL FUND | 49870 SANGIS COSD                   | 1,347,793.00   | 860,031.64    | 0.00          | 860,031.64                  | 487,761.36       | 497,806.74   |
| 10100 GENERAL FUND | 50855 FLOOD CONTROL ENGIN-GF        | 90,000.00      | 90,000.00     | 0.00          | 90,000.00                   | 0.00             |              |
| 10100 GENERAL FUND | 50861 SPECIAL PROJECTS              | 538,147.12     | 64,367.20     | 332,091.82    | 396,459.02                  | 141,688.10       |              |
| 10100 GENERAL FUND | 50862 LUEG PROJECTS                 | 1,109,712.10   | 381,000.00    | 728,711.10    | 1,109,711.10                | 1.00             | 246,448.20   |
| 10100 GENERAL FUND | 50865 LANDFILL CLOSURE SUPP-GF      | 16,152,234.27  | 7,951,289.12  | 5,147,198.69  | 13,098,487.81               | 3,053,746.46     | 41,254.88    |
| 10100 GENERAL FUND | 50870 POLICY OUTREACH DATA          | 1,221,216.51   | 716,005.30    | 2,830.72      | 718,836.02                  | 502,374.49       | 143,010.69   |
| 10100 GENERAL FUND | 50875 MAINTENANCE-GF                | 1,883,675.78   | 954,638.04    | 536,879.94    | 1,491,517.98                | 192,157.80       | 47,367.72    |
| 10100 GENERAL FUND | 50880 SPECIAL DISTRICTS-GF          | 428,273.43     | 27,331.98     | 390,773.84    | 418,105.92                  | 10,167.51        |              |
| 10100 GENERAL FUND | 50900 IMPROVEMENTS AND GRADHNG-GF   | 70,885.55      | 17,346.91     | 18,185.12     | 35,532.03                   | 35,353.52        |              |
| 10100 GENERAL FUND | 50907 PRIVATE DEVELOPMENT CONSTRUCT | 6,459,871.28   | 4,373,956.13  | 5,740.53      | 4,379,696.68                | 2,080,174.62     | 4,552,052.35 |
| 10100 GENERAL FUND | 50910 WASTEWATER MGMT SUPP-GF       | 0.00           | 662.80        | 0.00          | 662.80                      | (662.80)         |              |
| 10100 GENERAL FUND | 50911 CAMPO WATER AND SEWER SYS     | 478,640.00     | 319,181.75    | 0.00          | 319,181.75                  | 157,458.25       |              |
| 10100 GENERAL FUND | 50915 WATERSHED PROGRAM MGMT        | 56,982,555.90  | 16,405,634.77 | 55,960,271.05 | 72,365,905.82               | (15,403,349.92)  | 1,385,549.69 |
| 10100 GENERAL FUND | 50930 SCIENCE AND MONITORING        | 0.00           | 17,156.65     | 0.00          | 17,156.65                   | (17,156.65)      |              |
| 10100 GENERAL FUND | 52800 GENERAL ADMINISTRATION        | 7,085,071.78   | 5,237,344.72  | 382,294.08    | 5,619,638.81                | 1,465,432.97     | 374,478.48   |
| 10100 GENERAL FUND | 52801 RECREATION/COMM CENTER OPS    | 0.00           | 154.94        | 0.00          | 154.94                      | (154.94)         |              |
| 10100 GENERAL FUND | 52806 PARK OPERATIONS               | 55,285,553.04  | 37,328,331.06 | 5,929,531.60  | 43,257,862.66               | 12,027,690.38    | 9,897,455.08 |
| 10100 GENERAL FUND | 52811 PARK DEVELOPMENT              | 16,155,957.43  | 8,847,095.23  | 10,386,994.87 | 19,316,090.10               | (1,160,132.67)   | 2,026,234.21 |
| 10100 GENERAL FUND | 52821 PARKS & REC OPEN SPACE        | 15,414,059.94  | 4,892,948.54  | 4,997,349.20  | 9,890,297.74                | 5,523,762.20     | 899,956.23   |
| 10100 GENERAL FUND | 7397Z COFD PKS SANTA YSABEL NATURE  | 28,031.26      | 0.00          | 28,031.26     | 28,031.26                   | 0.00             |              |
| 10100 GENERAL FUND | 7468Z COFD7468 RAMONA GRASSLANDS PH | 148,584.03     | 31,688.25     | 114,895.78    | 148,584.03                  | 0.00             |              |
| 10100 GENERAL FUND | 7494W COFD7494 LINDO LAKE IMPROVEME | 240,169.20     | 5,285.55      | 234,883.65    | 240,169.20                  | 0.00             |              |
| 10100 GENERAL FUND | 7494Z COFD7494 LINDO LAKE IMPROVEME | 68,545.22      | 68,545.22     | 0.00          | 68,545.22                   | 0.00             |              |
| 10100 GENERAL FUND | 7497U JFCF7497 REGIONAL COMMUNICATI | 3,288,361.40   | 365,634.65    | 2,922,726.75  | 3,288,361.40                | 0.00             |              |
| 10100 GENERAL FUND | 7505Z COLIB7505 CASA DE ORO LIBRARY | 15,005,939.52  | 12,350,766.30 | 2,675,173.22  | 15,005,939.52               | 0.00             |              |
| 10100 GENERAL FUND | 7509Z COLIB7509 4S RANCH LIBRARY EX | 3,765,183.12   | 13,058.51     | 3,752,124.61  | 3,765,183.12                | 0.00             |              |
| 10100 GENERAL FUND | 7510Z COFD7510 SOUTH COUNTY ANIMAL  | 13,329,398.99  | 56,518.58     | 13,272,880.41 | 13,329,398.99               | 0.00             |              |
| 10100 GENERAL FUND | 7511Z COFD7511 SR76 MIDDLE PROJECT  | 17,421.00      | 0.00          | 17,421.00     | 17,421.00                   | 0.00             |              |

PERIODIC FINANCIAL STATEMENT - SCHEDULE OF REVENUES AND EXPENDITURES BY FUND AND ORGANIZATIONAL UNIT - GL041

Date 05-MAY-2026 15:33:57

COSD  
Current Period APR-26

Currency USD  
No specific FUND requested

| FUND               | ORG                                 | REVISED BUDGET | EXPENDITURES | ENCUMBRANCES  | EXPENDITURES & ENCUMBRANCES | REMAINING BUDGET | REVENUE |
|--------------------|-------------------------------------|----------------|--------------|---------------|-----------------------------|------------------|---------|
| 10100 GENERAL FUND | 7514Z COFD7514 LAKESIDE EQUESTRIAN  | 292,290.64     | 41,676.53    | 250,614.11    | 292,290.64                  | 0.00             |         |
| 10100 GENERAL FUND | 7526Z COFD7526 PALDMAR MOUNTAIN FIR | 190,602.98     | 183,527.78   | 7,075.20      | 190,602.98                  | 0.00             |         |
| 10100 GENERAL FUND | 7529Z COHD7529 SOUTHEAST SAN DIEGO  | 2,920,168.32   | 888,887.54   | 2,031,280.78  | 2,920,168.32                | 0.00             |         |
| 10100 GENERAL FUND | 7530Z COFD7530 FY17-18 PARKS PLAYGR | 1,808,503.24   | 526,482.77   | 1,280,020.47  | 1,808,503.24                | 0.00             |         |
| 10100 GENERAL FUND | 7533Z COFD7533 OTAY LAKES PARK SEWE | 864,734.27     | 17,739.54    | 866,984.73    | 864,734.27                  | 0.00             |         |
| 10100 GENERAL FUND | 7538Z COFD7538 LAMAR PLAYGROUND SHA | 78,904.51      | 0.00         | 78,904.51     | 78,904.51                   | 0.00             |         |
| 10100 GENERAL FUND | 7537Z COFD7537 HILTON HEAD PLAYGROU | 98,066.76      | 0.00         | 98,066.76     | 98,066.76                   | 0.00             |         |
| 10100 GENERAL FUND | 7538Z COFD7538 FLINN SPRINGS PLAYGR | 132,929.06     | 0.00         | 132,929.06    | 132,929.06                  | 0.00             |         |
| 10100 GENERAL FUND | 7538Z COFD7538 STEELE CANYON PLAYGR | 129,843.07     | 0.00         | 129,843.07    | 129,843.07                  | 0.00             |         |
| 10100 GENERAL FUND | 7543Y COFD7543 COUNTY ADMINISTRATIO | 1,827,000.00   | 0.00         | 1,827,000.00  | 1,827,000.00                | 0.00             |         |
| 10100 GENERAL FUND | 7543Z COFD7543 COUNTY ADMINISTRATIO | 26,531,341.45  | 5,870,676.95 | 20,660,464.50 | 26,531,341.45               | 0.00             |         |
| 10100 GENERAL FUND | 7549Z COFD7549 SWEETWATER REG PK CO | 4,397.84       | 0.00         | 4,397.84      | 4,397.84                    | 0.00             |         |
| 10100 GENERAL FUND | 7557Z COFD7557 BORREGO SPRINGS SHAD | 116,262.00     | 10,015.98    | 106,246.02    | 116,262.00                  | 0.00             |         |
| 10100 GENERAL FUND | 7559Z COFD7559 SLRRP MOOSA ACTIVE R | 28,317,737.32  | 3,367,478.47 | 24,950,258.85 | 28,317,737.32               | 0.00             |         |
| 10100 GENERAL FUND | 7560Z COFD7560 SLRRP DULINE ROAD AC | 559,651.45     | 0.00         | 559,651.45    | 559,651.45                  | 0.00             |         |
| 10100 GENERAL FUND | 7561Z COFD7561 ALPINE LOCAL PARK AC | 17,500,416.22  | 48,032.28    | 17,452,383.94 | 17,500,416.22               | 0.00             |         |
| 10100 GENERAL FUND | 7562W COFD7562 SAN DIEGUITO PLAYGRO | 83,912.88      | 0.00         | 83,912.88     | 83,912.88                   | 0.00             |         |
| 10100 GENERAL FUND | 7563W COFD7563 PATRIOT PARK PLAYGRO | 83,469.61      | 0.00         | 83,469.61     | 83,469.61                   | 0.00             |         |
| 10100 GENERAL FUND | 7564W COFD7564 LIBERTY PARK PLAYGRO | 83,923.67      | 0.00         | 83,923.67     | 83,923.67                   | 0.00             |         |
| 10100 GENERAL FUND | 7565Z COFD7565 DOS PICOS PARK PLAYG | 357,189.73     | 0.00         | 357,189.73    | 357,189.73                  | 0.00             |         |
| 10100 GENERAL FUND | 7568Z COFD7568 HEISE PARK PLAYGROUN | 301,890.39     | 119,993.56   | 181,896.83    | 301,890.39                  | 0.00             |         |
| 10100 GENERAL FUND | 7567Z COFD7567 SYCUAN KUMEYAAY VILA | 2,922,628.40   | 3,438.28     | 2,919,190.12  | 2,922,628.40                | 0.00             |         |
| 10100 GENERAL FUND | 7568Z COFD7568 STELZER PRK RANGER S | 20,791.76      | 18,082.82    | 2,708.94      | 20,791.76                   | 0.00             |         |
| 10100 GENERAL FUND | 7570Z COFD7570 JESS MARTIN PARK WAT | 3,566.75       | 0.00         | 3,566.75      | 3,566.75                    | 0.00             |         |
| 10100 GENERAL FUND | 7571Z COFD7571 LINDO LAKE PHOTOVOLT | 82,527.19      | 58,989.01    | 23,538.18     | 82,527.19                   | 0.00             |         |
| 10100 GENERAL FUND | 7572Z COFD7572 SYCAMORE CANYON TRAI | 3,823,068.92   | 111,791.29   | 3,711,277.63  | 3,823,068.92                | 0.00             |         |
| 10100 GENERAL FUND | 7573Z COFD7573 GUAJOME COUNTY PARK  | 49,942.48      | 19,621.90    | 30,320.58     | 49,942.48                   | 0.00             |         |
| 10100 GENERAL FUND | 7574Z COFD7574 SAGE HILL STAGING AR | 591,284.94     | 50,515.71    | 540,769.23    | 591,284.94                  | 0.00             |         |
| 10100 GENERAL FUND | 7575Z COFD7575 OTAY LAKES PARK PRIM | 750,000.00     | 0.00         | 750,000.00    | 750,000.00                  | 0.00             |         |
| 10100 GENERAL FUND | 7578Z COFD7578 OLD IRONSIDE PARK VO | 4,443.18       | 3,274.55     | 1,168.63      | 4,443.18                    | 0.00             |         |
| 10100 GENERAL FUND | 7580Z COLIB7580 JULIAN LIBRARY COMM | 435,119.25     | 0.00         | 435,119.25    | 435,119.25                  | 0.00             |         |
| 10100 GENERAL FUND | 7584Z COFD7584 MT WOODSON ACQ AND P | 1,104,250.23   | 700,711.47   | 403,538.76    | 1,104,250.23                | 0.00             |         |
| 10100 GENERAL FUND | 7688Z COFD7688 CALAVO PARK          | 17,618,662.23  | 3,177,869.00 | 14,440,793.23 | 17,618,662.23               | 0.00             |         |
| 10100 GENERAL FUND | 7706Z COFD7706 JACUMBA FIRE STN 43  | 16,029,476.56  | 1,048,166.46 | 14,981,310.10 | 16,029,476.56               | 0.00             |         |
| 10100 GENERAL FUND | 7706Z COFD7706 OVRP HERITAGE STAGIN | 3,348,394.67   | 1,837.40     | 3,346,557.27  | 3,348,394.67                | 0.00             |         |
| 10100 GENERAL FUND | 7709Z COFD7709 SR94 SAFE PASSAGE    | 825,407.96     | 3,890.73     | 821,509.23    | 825,407.96                  | 0.00             |         |
| 10100 GENERAL FUND | 7710Z COFD7710 LAKESIDE BSEBL PK S  | 112,921.51     | 111,884.87   | 1,036.64      | 112,921.51                  | 0.00             |         |
| 10100 GENERAL FUND | 7711W COFD7711 POTTS TRAILS         | 207,389.12     | 10,199.45    | 197,189.67    | 207,389.12                  | 0.00             |         |
| 10100 GENERAL FUND | 7712Z COFD7712 LONNY BREWER PARK LE | 73,065.09      | 0.00         | 73,065.09     | 73,065.09                   | 0.00             |         |
| 10100 GENERAL FUND | 7713Z COFD7713 OTAY LAKES COUNTY PK | 1,000,000.00   | 0.00         | 1,000,000.00  | 1,000,000.00                | 0.00             |         |
| 10100 GENERAL FUND | 7714Z COFD7714 SANTA YSABEL EAST WE | 939,012.67     | 16,153.52    | 920,859.15    | 939,012.67                  | 0.00             |         |
| 10100 GENERAL FUND | 7715Z COFD7715 SWEETWATER LP TRAIL  | 4,014,099.73   | 169,121.48   | 3,844,978.25  | 4,014,099.73                | 0.00             |         |
| 10100 GENERAL FUND | 7717Z COFD7717 FALLBROOK LOCAL PARK | 2,045,974.99   | 1,437,581.44 | 608,393.55    | 2,045,974.99                | 0.00             |         |
| 10100 GENERAL FUND | 7718Z COFD7718 SAN DIEGUITO LOCAL P | 420,000.00     | 0.00         | 420,000.00    | 420,000.00                  | 0.00             |         |
| 10100 GENERAL FUND | 7720Z COFD7720 EUCALYPTUS CTY PARK  | 119,103.38     | 0.00         | 119,103.38    | 119,103.38                  | 0.00             |         |
| 10100 GENERAL FUND | 7721Z COFD7721 GOODLAND ACR CTY PK  | 88,837.12      | 0.00         | 88,837.12     | 88,837.12                   | 0.00             |         |
| 10100 GENERAL FUND | 7722Z COFD7722 PINE VALLEY CTY PK P | 147,716.67     | 0.00         | 147,716.67    | 147,716.67                  | 0.00             |         |
| 10100 GENERAL FUND | 7723Z COFD7723 STEELE CNYN CTY PK   | 164,549.53     | 0.00         | 164,549.53    | 164,549.53                  | 0.00             |         |
| 10100 GENERAL FUND | 7727Z COFD7727 LINDO LAKE CTY PK PL | 455,233.09     | 0.00         | 455,233.09    | 455,233.09                  | 0.00             |         |
| 10100 GENERAL FUND | 7728Z COFD7728 DOS PICOS CTY PK SMA | 228,496.88     | 0.00         | 228,496.88    | 228,496.88                  | 0.00             |         |
| 10100 GENERAL FUND | 7729Z COFD7729 STEELE CNYN CTY PK P | 257,500.14     | 0.00         | 257,500.14    | 257,500.14                  | 0.00             |         |

PERIODIC FINANCIAL STATEMENT - SCHEDULE OF REVENUES AND EXPENDITURES BY FUND AND ORGANIZATIONAL UNIT - GL041

Date 05-MAY-2026 15:33:57

COSD  
Current Period APR-26

Currency USD  
No specific FUND requested

| FUND               | ORO                                 | REVISED BUDGET | EXPENDITURES  | ENCUMBRANCES  | EXPENDITURES & ENCUMBRANCES | REMAINING BUDGET | REVENUE       |
|--------------------|-------------------------------------|----------------|---------------|---------------|-----------------------------|------------------|---------------|
| 10100 GENERAL FUND | 7731Z COFD7731 RJC HSA FAM RESOUR   | 1,367,455.27   | 140,518.18    | 1,226,937.09  | 1,367,455.27                | 0.00             |               |
| 10100 GENERAL FUND | 7738Z COFD7738 SWEETWATER SUMMIT RE | 318,576.46     | 7,643.30      | 310,933.16    | 318,576.46                  | 0.00             |               |
| 10100 GENERAL FUND | 7784Z MMCOF7784 SBRC ESCALATOR AND  | 880,694.33     | 12,959.10     | 867,735.23    | 880,694.33                  | 0.00             |               |
| 10100 GENERAL FUND | 7788Z COFD7788 HERITAGE PARK BUILDI | 8,999,886.80   | 82,330.98     | 8,917,555.82  | 8,999,886.80                | 0.00             |               |
| 10100 GENERAL FUND | 7789Z COFD7789 VALLEY CENTER PARKS  | 37,258.87      | 37,231.00     | 27.79         | 37,258.87                   | 0.00             |               |
| 10100 GENERAL FUND | 7790Z COFD7790 BOULDER OAKS PRESERV | 2,069,561.21   | 0.00          | 2,069,561.21  | 2,069,561.21                | 0.00             |               |
| 10100 GENERAL FUND | 7791Z COFD7791 SWEETWATER LAKE COUN | 1,228,836.01   | 3,274.56      | 1,225,561.45  | 1,228,836.01                | 0.00             |               |
| 10100 GENERAL FUND | 7792Z COFD7792 SOUTH LANE PARK      | 347,164.23     | 36,933.65     | 310,230.58    | 347,164.23                  | 0.00             |               |
| 10100 GENERAL FUND | 7796Z COFD7796 HALL OF JUSTICE      | 5,623,510.11   | 275,451.05    | 5,348,059.06  | 5,623,510.11                | 0.00             |               |
| 10100 GENERAL FUND | 7805Z COFD7805 EL MONTE RIVER VALLE | 5,766,327.52   | 0.00          | 5,766,327.52  | 5,766,327.52                | 0.00             |               |
| 10100 GENERAL FUND | 7836Z COFD7836 WATERFRONT PARK ACTI | 152,352.46     | 3,929.50      | 148,422.96    | 152,352.46                  | 0.00             |               |
| 10100 GENERAL FUND | 7837Z COFD7837 FELICITA COUNTY PARK | 1,881,407.06   | 114,260.35    | 1,767,126.71  | 1,881,407.06                | 0.00             |               |
| 10100 GENERAL FUND | 7840Z COFD7840 OVRP COMMUNITY GARDE | 950,000.00     | 0.00          | 950,000.00    | 950,000.00                  | 0.00             |               |
| 10100 GENERAL FUND | 7841Z COFD7841 DESCANSO FS 45 APPAR | 134,756.61     | 2,164.93      | 132,591.68    | 134,756.61                  | 0.00             |               |
| 10100 GENERAL FUND | 7844Z COHC7844 HEALTH SERVICES COMP | 14,509,817.38  | 7,835,478.52  | 6,674,338.86  | 14,509,817.38               | 0.00             |               |
| 10100 GENERAL FUND | 7845Z COLIB7845 EL CAJON BRANCH LIB | 255,707.31     | 6,735.38      | 248,971.93    | 255,707.31                  | 0.00             |               |
| 10100 GENERAL FUND | 7848Z COFD7848 MIRA MESA EPICENTRE  | 7,738,441.33   | 5,420,547.60  | 2,317,893.73  | 7,738,441.33                | 0.00             |               |
| 10100 GENERAL FUND | 7849Z COFD7849 LOS PENASQUITOS CANY | 1,607,641.25   | 58,144.79     | 1,549,496.46  | 1,607,641.25                | 0.00             |               |
| 10100 GENERAL FUND | 7893Z COFD7893 COLLIER AND CALAVO P | 47,832.30      | (320.31)      | 48,152.61     | 47,832.30                   | 0.00             |               |
| 10100 GENERAL FUND | 7894Z COFD7894 NCRC MAJOR SYSTEMS R | 1,000,000.00   | 0.00          | 1,000,000.00  | 1,000,000.00                | 0.00             |               |
| 10100 GENERAL FUND | 7895Z COFD7895 TJRV SMUGG GULCH ORE | 2,867.26       | 0.00          | 2,867.26      | 2,867.26                    | 0.00             |               |
| 10100 GENERAL FUND | 7908Z COFD7908 LINDO LAKE IMPROVEME | 19,478,524.83  | 0.00          | 19,478,524.83 | 19,478,524.83               | 0.00             |               |
| 10100 GENERAL FUND | 7909Z COFD7909 SLRRP PRADO ACQUISIT | 20,418.58      | 0.00          | 20,418.58     | 20,418.58                   | 0.00             |               |
| 10100 GENERAL FUND | 7910Z COFD7910 SWEETWATER BIKE SIKL | 1,949,866.26   | 613,287.20    | 1,336,579.06  | 1,949,866.26                | 0.00             |               |
| 10100 GENERAL FUND | 7911Z COFD7911 TJRVP ACTIVE RECREAT | 1,853,296.95   | 71,315.33     | 1,781,981.62  | 1,853,296.95                | 0.00             |               |
| 10100 GENERAL FUND | 7912Z COFD7912 LAKESIDE SOCCER FIEL | 322,780.32     | 0.00          | 322,780.32    | 322,780.32                  | 0.00             |               |
| 10100 GENERAL FUND | 7928Z MMCOF7928 RAMONA ROAD STATION | 186,431.74     | 1,191.76      | 185,239.98    | 186,431.74                  | 0.00             |               |
| 10100 GENERAL FUND | 7929Z MMCOF7929 SAN MARCOS ROAD STA | 190,553.81     | 1,668.46      | 188,885.35    | 190,553.81                  | 0.00             |               |
| 10100 GENERAL FUND | 7930Z COFD7930 TIJUANA RIVER VALLEY | 22,000.00      | 0.00          | 22,000.00     | 22,000.00                   | 0.00             |               |
| 10100 GENERAL FUND | 7968Z COFD7968 EOC AND SHF COMMUNIC | 282.73         | 0.00          | 282.73        | 282.73                      | 0.00             |               |
| 10100 GENERAL FUND | 7967Z COFD7967 STOWE TRAIL ACQUISIT | 4,403,750.31   | 78,784.57     | 4,324,965.74  | 4,403,750.31                | 0.00             |               |
| 10100 GENERAL FUND | 7968Z COFD7968 SANTA MARIA CREEK GR | 765,194.77     | 27,076.59     | 738,118.18    | 765,194.77                  | 0.00             |               |
| 10100 GENERAL FUND | 7970Z COFD7970 CASA DE ORO LIBRARY  | 2,232,683.43   | 12,459.94     | 2,220,223.49  | 2,232,683.43                | 0.00             |               |
| 10100 GENERAL FUND | 7971Z JFCF7971 RAMONA SHERIFF STATI | 9,606,116.84   | 2,364,652.92  | 7,221,463.92  | 9,606,116.84                | 0.00             |               |
| 10100 GENERAL FUND | 7978Z MMCOF7978 EMOF ELECTRIC VEHIC | 550,000.00     | 291,977.71    | 258,022.29    | 550,000.00                  | 0.00             |               |
| 10100 GENERAL FUND | 7979Z MMCOF7979 SAN MARCOS OFFICES  | 60,000.00      | 6,853.84      | 73,146.16     | 60,000.00                   | 0.00             |               |
| 10100 GENERAL FUND | 7980Z MMCOF7980 SOUTH LOT LINE COC  | 20,627.72      | 20,627.72     | 0.00          | 20,627.72                   | 0.00             |               |
| 10100 GENERAL FUND | 7983Z COFD7983 BUTTERFIELD RANCH AC | 1,000,000.00   | 0.00          | 1,000,000.00  | 1,000,000.00                | 0.00             |               |
| 10100 GENERAL FUND | 7989Z MMCOF7989 EL CAJON FRC EV CHA | 196,987.64     | 88,085.94     | 108,901.70    | 196,987.64                  | 0.00             |               |
| 10100 GENERAL FUND | 7990Z MMCOF7990 EDGEWOOD SNF EV CHA | 196,736.61     | 67,717.32     | 109,019.29    | 196,736.61                  | 0.00             |               |
| 10100 GENERAL FUND | 7993Z COFD7993 DICTIONARY HILLS     | 768,367.32     | 45,750.50     | 722,616.82    | 768,367.32                  | 0.00             |               |
| 10100 GENERAL FUND | 7994Z COFD7994 ENCINITAS LANDFILL P | 1,000,000.00   | 0.00          | 1,000,000.00  | 1,000,000.00                | 0.00             |               |
| 10100 GENERAL FUND | 7998Z JFCF7998 SAN DIEGO COUNTY FIR | 850,000.00     | 0.00          | 850,000.00    | 850,000.00                  | 0.00             |               |
| 10100 GENERAL FUND | 7A44Z COFD7A44 TJ RIVER VALLEY SPOO | 39,400.00      | 0.00          | 39,400.00     | 39,400.00                   | 0.00             |               |
| 10100 GENERAL FUND | 7A47Z MMCOF7A47 EAST COUNTY REGIONA | 177,607.70     | 53,871.05     | 123,736.65    | 177,607.70                  | 0.00             |               |
| 10100 GENERAL FUND | 7A55Z COHC7A55 CHILDRENS CRISIS RES | 850,000.00     | 0.00          | 850,000.00    | 850,000.00                  | 0.00             |               |
| 11100 ROAD FUND    | 5340S CONST CONTRACTS/MATLS/RWY     | 356,883,092.89 | 77,040,772.23 | 69,477,086.14 | 146,517,858.37              | 210,365,234.52   | 18,546,279.61 |
| 11100 ROAD FUND    | 53420 CIP PROJECT DEVELOPMENT       | 14,769,756.96  | 9,766,973.50  | 233,103.25    | 10,000,078.75               | 4,769,680.21     | 3,669,062.60  |
| 11100 ROAD FUND    | 53425 CONSTRUCTION ENGINEERING      | 6,051,152.78   | 3,784,828.25  | 4,512.09      | 3,789,340.34                | 2,261,812.44     | 1,266,074.86  |
| 11100 ROAD FUND    | 53430 MATERIALS LAB                 | 2,082,407.02   | 1,419,329.95  | 55,173.87     | 1,474,503.82                | 607,903.20       | 469,994.49    |
| 11100 ROAD FUND    | 53440 STRIPING CREW-RF              | 1,981,259.38   | 1,691,740.91  | 4,052.61      | 1,695,793.52                | 285,465.86       | 39,460.21     |

PERIODIC FINANCIAL STATEMENT - SCHEDULE OF REVENUES AND EXPENDITURES BY FUND AND ORGANIZATIONAL UNIT - GL041

Date 05-MAY-2026 15 33 57

COSD  
Current Period APR-26

Commeny I/SD  
No specific FUND requested

| FUND                           | ORG                                 | REVISED BUDGET | EXPENDITURES | ENCUMBRANCES | EXPENDITURES & ENCUMBRANCES | REMAINING BUDGET | REVENUE        |
|--------------------------------|-------------------------------------|----------------|--------------|--------------|-----------------------------|------------------|----------------|
| 11100 ROAD FUND                | 53445 DRAINAGE CREW-RF              | 1,148,989.50   | 887,287.83   | 4,178.82     | 891,466.65                  | 257,522.85       | 1,137,868.03   |
| 11100 ROAD FUND                | 53450 CONST AND REPAIR CREW-RF      | 1,796,906.29   | 1,623,891.71 | 2,437.95     | 1,626,329.66                | 170,576.63       | 51,667.13      |
| 11100 ROAD FUND                | 53455 ROAD STRUCTURES CREW-RF       | 1,486,531.52   | 891,549.14   | 2,954.21     | 894,503.35                  | 592,028.17       | 9,227.80       |
| 11100 ROAD FUND                | 53457 LITTER CREW                   | 1,549,894.04   | 1,019,751.24 | 105,087.54   | 1,124,838.78                | 425,055.26       |                |
| 11100 ROAD FUND                | 53460 FIELD ENGIN AND ADMIN-RF      | 13,131,654.86  | 8,047,491.91 | 2,308,513.56 | 10,356,005.47               | 2,775,649.39     | 2,067,769.70   |
| 11100 ROAD FUND                | 53465 DIV I HEADQUARTERS-RF         | 5,570,564.08   | 2,491,182.01 | 3,341,248.78 | 5,832,430.79                | (261,866.71)     | 26,334.26      |
| 11100 ROAD FUND                | 53470 ALPINE ROAD STATION-RF        | 2,597,885.31   | 2,807,982.16 | 35,712.19    | 2,843,694.35                | (246,009.04)     | 7,823.53       |
| 11100 ROAD FUND                | 53475 CAMPO ROAD STATION-RF         | 2,086,549.89   | 1,802,564.98 | 11,822.81    | 1,814,387.79                | 282,362.10       | 4,173.94       |
| 11100 ROAD FUND                | 53480 JAMACHA ROAD STATION-RF       | 2,087,090.84   | 1,472,829.74 | 9,391.71     | 1,482,221.45                | 604,869.39       | 41,030.42      |
| 11100 ROAD FUND                | 53485 JULIAN ROAD STATION-RF        | 3,291,736.28   | 3,093,904.16 | 62,942.13    | 3,156,846.29                | 134,889.99       | 54,118.83      |
| 11100 ROAD FUND                | 53490 LAKE SIDE ROAD STATION-RF     | 2,085,588.44   | 1,829,208.35 | 52,236.98    | 1,881,445.33                | 214,241.11       | 7,404.89       |
| 11100 ROAD FUND                | 53495 SPRING VALLEY RD STA-RF       | 2,091,208.47   | 1,873,853.41 | 3,971.11     | 1,877,824.52                | 413,383.95       | 45,820.35      |
| 11100 ROAD FUND                | 53497 STORMWATER CREW DIV I         | 2,162,519.66   | 1,886,387.69 | 5,282.30     | 1,891,670.99                | 270,889.67       | 30,210.65      |
| 11100 ROAD FUND                | 53515 LAGUNA-RF                     | 65,250.00      | 24,872.36    | 0.00         | 24,872.36                   | 40,377.64        | 5,450.00       |
| 11100 ROAD FUND                | 53520 DIV II HEADQUARTERS-RF        | 4,141,447.25   | 1,531,938.51 | 1,979,494.45 | 3,511,432.96                | 630,014.29       | 24,963.53      |
| 11100 ROAD FUND                | 53525 BORREGO ROAD STATION-RF       | 2,393,062.38   | 1,746,178.37 | 36,941.48    | 1,783,119.85                | 609,942.53       | 2,198.88       |
| 11100 ROAD FUND                | 53530 FALLBROOK ROAD STATION-RF     | 2,867,942.17   | 3,170,286.13 | 12,018.02    | 3,182,304.15                | (294,361.98)     | 49,875.05      |
| 11100 ROAD FUND                | 53535 RAMONA ROAD STATION-RF        | 2,440,719.70   | 2,457,848.62 | 26,681.01    | 2,484,529.63                | (43,807.93)      | 28,625.59      |
| 11100 ROAD FUND                | 53540 SAN MARCOS ROAD ST-RF         | 3,134,833.74   | 2,565,465.99 | 37,437.32    | 2,602,903.31                | 531,930.43       | 8,286.59       |
| 11100 ROAD FUND                | 53545 VALLEY CENTER ROAD STA-RF     | 2,968,148.64   | 2,528,022.40 | 5,221.54     | 2,533,243.94                | 438,904.70       | 15,720.90      |
| 11100 ROAD FUND                | 53557 STORMWATER CREW DIV II        | 1,563,961.30   | 1,195,913.93 | 2,392.73     | 1,198,306.66                | 365,654.64       | 16,791.68      |
| 11100 ROAD FUND                | 53570 PALOMAR-RF                    | 56,800.00      | 74,017.31    | 308,124.14   | 380,141.45                  | (323,341.45)     |                |
| 11100 ROAD FUND                | 53580 SAN FELIPE-RF                 | 10,950.00      | 6,753.99     | 0.00         | 6,753.99                    | 4,196.01         |                |
| 11100 ROAD FUND                | 53585 TRAFFIC ENG AND LOSS MIT-RF   | 15,774,053.14  | 9,865,923.49 | 2,325,369.70 | 12,191,293.19               | 3,582,759.95     | 261,837.98     |
| 11100 ROAD FUND                | 53632 FLOOD CONTROL ENGINEERING     | 2,717,830.14   | 1,982,180.50 | 600.18       | 1,982,780.68                | 735,049.46       | 2,087,928.77   |
| 11100 ROAD FUND                | 53635 LAND SURVEYING                | 4,369,890.38   | 3,046,903.49 | 4,941.44     | 3,051,844.93                | 1,317,845.45     | 1,503,264.12   |
| 11100 ROAD FUND                | 53645 DEPARTMENT ADMIN              | 3,507,128.88   | 2,905,130.67 | 8,505.53     | 2,913,636.20                | 593,492.68       | 580,294.14     |
| 11100 ROAD FUND                | 53646 DEPARTMENTWIDE ADMINISTRATION | 8,216,169.00   | 6,159,877.94 | 0.00         | 6,159,877.94                | 2,056,291.06     | 121,626,142.06 |
| 11100 ROAD FUND                | 53647 ENVIRONMENTAL SERVICES UNIT   | 3,697,079.92   | 2,555,726.88 | 405,904.92   | 2,961,631.80                | 735,448.12       | 1,769,562.94   |
| 11100 ROAD FUND                | 53655 SPEC PROJECT/COMMUNIC-RF      | 547,353.00     | 377,157.98   | 11,316.14    | 388,474.10                  | 158,878.90       | 154,250.23     |
| 11100 ROAD FUND                | 53660 PERSONNEL AND ADMIN SUPP      | 2,068,261.31   | 1,847,475.72 | 3,855.00     | 1,851,330.72                | 417,130.59       | 218,936.52     |
| 11100 ROAD FUND                | 53662 PRIVATE ROAD AND LANDSCAPE MA | 2,000,895.82   | 1,330,695.41 | 43,664.17    | 1,374,359.58                | 626,536.24       | 1,426,246.06   |
| 11100 ROAD FUND                | 53685 FINANCIAL SERVICES-RF         | 8,213,838.77   | 4,870,335.47 | 2,227.87     | 4,872,563.34                | 1,341,273.43     | 758,889.99     |
| 12020 CS/HAF GILLESPIE HOUSING | 55981 CO SUCCESSOR HOUSING AGY GILL | 25,000.00      | 17,325.70    | 0.00         | 17,325.70                   | 7,674.30         | 19,996.26      |
| 12022 CS/HAF USDRIP HOUSING    | 55983 CO SUCCESSOR HOUSING AGY USDR | 3,500.00       | 2.93         | 0.00         | 2.93                        | 3,497.07         | 5,243.03       |
| 12150 S D COUNTY LIGHT MAINT D | 85995 SAN DIEGO LGT MAINT 1         | 3,030,803.16   | 1,650,799.92 | 414,413.97   | 2,065,213.89                | 965,589.27       | 2,135,357.95   |
| 12200 COUNTY LIBRARY           | 57300 LIBRARY DIRECTORS OFF         | 748,768.93     | 738,381.22   | 19,329.10    | 757,710.32                  | (6,881.39)       | 52,250,348.08  |
| 12200 COUNTY LIBRARY           | 57301 OPERATIONS AND ADMIN          | 0.00           | 209.48       | 0.00         | 209.48                      | (209.48)         |                |
| 12200 COUNTY LIBRARY           | 57305 LIBRARY BUDGET & FINANCIAL SV | 8,884,767.09   | 3,132,795.09 | 7,551.00     | 3,140,346.09                | 5,544,421.00     | 100,032.01     |
| 12200 COUNTY LIBRARY           | 57306 LIBRARY PAYROLL & PERSONNEL S | 1,308,542.54   | 1,029,826.09 | 2,516.71     | 1,032,342.80                | 276,199.74       |                |
| 12200 COUNTY LIBRARY           | 57310 LIBRARY SVCS OVERSIGHT        | 862,002.56     | 603,320.70   | 55,066.51    | 658,387.21                  | 203,615.35       |                |
| 12200 COUNTY LIBRARY           | 57315 ADULT LITERACY SVCS           | 67,202.22      | 13,887.53    | 3,861.97     | 17,549.50                   | 49,652.72        |                |
| 12200 COUNTY LIBRARY           | 57320 AUTOMATION SVCS               | 4,869,385.79   | 2,973,065.97 | 404,007.12   | 3,377,073.09                | 1,492,312.80     | 23,257.70      |
| 12200 COUNTY LIBRARY           | 57325 PROGRAM SERVICES              | 713,749.11     | 454,891.93   | 324,580.35   | 779,472.28                  | (65,723.17)      |                |
| 12200 COUNTY LIBRARY           | 57330 FACILITIES SVCS               | 6,997,437.86   | 2,422,142.75 | 122,884.29   | 2,545,027.04                | 4,452,410.82     | (0.05)         |
| 12200 COUNTY LIBRARY           | 57335 COMMUNITY RELATIONS           | 31.00          | 1,758.80     | 0.00         | 1,758.80                    | (1,727.80)       |                |
| 12200 COUNTY LIBRARY           | 57340 PUBLIC RELATIONS SVCS         | 649,722.65     | 482,877.28   | 1,553.04     | 484,430.32                  | 165,292.33       |                |
| 12200 COUNTY LIBRARY           | 57345 CIRCULATION SERVICES          | 929,201.00     | 931,997.15   | 191,115.34   | 1,123,112.49                | (193,911.49)     | 1,390.86       |
| 12200 COUNTY LIBRARY           | 57350 YOUTH PROGRAM SERVICES        | 1,204,812.83   | 1,029,765.88 | 29,894.84    | 1,059,660.72                | 145,152.11       |                |
| 12200 COUNTY LIBRARY           | 57355 LIBRARY MATERIALS COLLECTIONS | 9,044,927.29   | 5,050,338.11 | 948,789.35   | 5,999,127.46                | 3,047,799.83     | 14,556.29      |
| 12200 COUNTY LIBRARY           | 57360 LIBRARY MAT CATALOGING        | 927,017.61     | 994,274.99   | 91,592.90    | 1,085,867.89                | (158,850.28)     |                |

PERIODIC FINANCIAL STATEMENT - SCHEDULE OF REVENUES AND EXPENDITURES BY FUND AND ORGANIZATIONAL UNIT - GL041

Date 05-MAY-2026 15:33:57

COSD  
Current Period APR-26

Currency USD  
No specific FUND requested

| FUND                           | ORG                                 | REVISED BUDGET | EXPENDITURES | ENCUMBRANCES | EXPENDITURES & ENCUMBRANCES | REMAINING BUDGET | REVENUE      |
|--------------------------------|-------------------------------------|----------------|--------------|--------------|-----------------------------|------------------|--------------|
| 12200 COUNTY LIBRARY           | 57365 LIBRARY MAT INTERCHANGE       | 809,287.79     | 808,267.02   | 67,323.81    | 873,590.83                  | (84,303.04)      |              |
| 12200 COUNTY LIBRARY           | 57370 LIBRARY MAT-ILL AND GOV DOCS  | 0.00           | 419.23       | 0.00         | 419.23                      | (419.23)         |              |
| 12200 COUNTY LIBRARY           | 57375 ALPINE BRANCH                 | 980,730.27     | 978,680.80   | 2,184.97     | 976,865.77                  | (18,135.50)      | 8,910.48     |
| 12200 COUNTY LIBRARY           | 57380 BONITA BRANCH                 | 1,356,124.46   | 1,232,739.34 | 4,378.04     | 1,237,117.38                | (119,007.08)     | 8,929.59     |
| 12200 COUNTY LIBRARY           | 57385 BOOKMOBILE-EBK                | 149,294.00     | 108,329.58   | 298.22       | 108,627.80                  | 40,666.20        |              |
| 12200 COUNTY LIBRARY           | 57390 BOOKMOBILE-NBK                | 200,363.00     | 75,589.29    | 0.00         | 75,589.29                   | 124,773.71       |              |
| 12200 COUNTY LIBRARY           | 57395 BORRERO BRANCH                | 841,367.09     | 821,654.02   | 2,922.12     | 824,776.14                  | 16,590.95        | 7,469.45     |
| 12200 COUNTY LIBRARY           | 57400 CAMPO BRANCH                  | 391,890.88     | 367,392.47   | 1,134.11     | 368,526.58                  | 23,364.28        | 881.32       |
| 12200 COUNTY LIBRARY           | 57405 CASA DE ORO BRANCH            | 2,019,843.59   | 911,602.61   | 1,098,027.15 | 2,007,629.76                | 12,213.83        | 1,819.49     |
| 12200 COUNTY LIBRARY           | 57410 CREST BRANCH                  | 267,520.18     | 217,890.86   | 8,031.79     | 225,922.65                  | 41,597.51        | 156.29       |
| 12200 COUNTY LIBRARY           | 57415 DESCANSO BRANCH               | 333,561.26     | 251,783.82   | 1,915.20     | 253,699.02                  | 79,862.44        | 572.35       |
| 12200 COUNTY LIBRARY           | 57420 FALLBROOK BRANCH              | 2,330,962.99   | 1,530,499.35 | 844,027.37   | 2,374,526.72                | (43,563.73)      | 18,522.33    |
| 12200 COUNTY LIBRARY           | 57425 JACUMBA BRANCH                | 281,274.40     | 231,458.89   | 8,086.65     | 239,545.54                  | 21,730.86        | 1,058.19     |
| 12200 COUNTY LIBRARY           | 57430 JULIAN BRANCH                 | 1,739,341.72   | 1,192,938.87 | 364,032.48   | 1,556,971.35                | 182,370.37       | 2,512.48     |
| 12200 COUNTY LIBRARY           | 57435 LAKESIDE BRANCH               | 1,186,491.68   | 1,236,769.96 | 6,513.10     | 1,243,313.06                | (78,821.40)      | 7,805.48     |
| 12200 COUNTY LIBRARY           | 57440 LINCOLN ACRES BRANCH          | 274,495.03     | 255,674.33   | 20,320.87    | 276,195.20                  | (1,700.17)       | 1,051.70     |
| 12200 COUNTY LIBRARY           | 57445 PINE VALLEY BRANCH            | 260,370.33     | 285,193.41   | 1,423.32     | 286,616.73                  | (26,246.40)      | 1,042.81     |
| 12200 COUNTY LIBRARY           | 57450 POTRERO BRANCH                | 248,568.19     | 242,879.65   | 4,635.02     | 247,514.67                  | 1,053.52         | 666.57       |
| 12200 COUNTY LIBRARY           | 57455 RAMONA BRANCH                 | 1,217,703.58   | 1,313,032.82 | 156,219.12   | 1,469,251.94                | (251,548.36)     | 7,836.87     |
| 12200 COUNTY LIBRARY           | 57460 RANCHO SAN DIEGO BRANCH       | 1,601,803.61   | 1,598,250.13 | 225,394.61   | 1,823,644.94                | (221,841.33)     | 9,188.35     |
| 12200 COUNTY LIBRARY           | 57465 RANCHO SANTA FE BRANCH        | 926,050.92     | 791,655.26   | 19,211.36    | 810,866.62                  | 115,184.30       | 16,451.03    |
| 12200 COUNTY LIBRARY           | 57470 SPRING VALLEY BRANCH          | 859,071.06     | 888,845.90   | 1,980.22     | 888,806.12                  | (29,735.06)      | 2,471.23     |
| 12200 COUNTY LIBRARY           | 57475 VALLEY CENTER BRANCH          | 887,517.03     | 844,151.07   | 45,255.54    | 889,406.61                  | (1,889.58)       | 2,731.40     |
| 12200 COUNTY LIBRARY           | 57481 4S RANCH BRANCH LIBRARY       | 1,299,347.63   | 1,332,969.19 | 565,863.61   | 1,898,832.80                | (599,485.17)     | 2,682.82     |
| 12200 COUNTY LIBRARY           | 57490 CARDIFF BRANCH                | 1,039,019.20   | 783,838.56   | 578,158.61   | 1,361,997.17                | (322,977.97)     | 7,227.52     |
| 12200 COUNTY LIBRARY           | 57495 DEL MAR BRANCH                | 643,059.37     | 568,387.19   | 14,284.61    | 582,671.80                  | 60,387.57        | 1,852.37     |
| 12200 COUNTY LIBRARY           | 57500 EL CAJON BRANCH               | 2,527,944.56   | 2,408,223.66 | 35,385.07    | 2,443,608.73                | 84,335.83        | 414,278.48   |
| 12200 COUNTY LIBRARY           | 57505 ENCINITAS BRANCH              | 1,781,536.72   | 1,522,021.59 | 2,352.57     | 1,524,374.16                | 237,162.56       | 33,871.29    |
| 12200 COUNTY LIBRARY           | 57510 FLETCHER HILLS BRANCH         | 378,299.61     | 338,730.84   | 1,547.98     | 340,278.82                  | 38,020.79        | 2,015.60     |
| 12200 COUNTY LIBRARY           | 57515 IMPERIAL BEACH BRANCH         | 798,753.07     | 895,458.26   | 26,505.26    | 921,963.52                  | (123,210.45)     | 280,670.70   |
| 12200 COUNTY LIBRARY           | 57520 LA MESA BRANCH                | 1,679,849.08   | 1,683,002.14 | 8,258.90     | 1,691,261.04                | (11,411.96)      | 101,090.12   |
| 12200 COUNTY LIBRARY           | 57525 LEMON GROVE BRANCH            | 979,730.94     | 977,673.22   | 85,246.94    | 1,062,920.16                | (83,189.22)      | 163,806.62   |
| 12200 COUNTY LIBRARY           | 57530 POWAY BRANCH                  | 1,459,159.84   | 1,315,933.74 | 3,880.58     | 1,319,814.32                | 139,345.52       | 1,038,690.02 |
| 12200 COUNTY LIBRARY           | 57535 SAN MARCOS BRANCH             | 2,398,646.60   | 1,922,264.53 | 251,221.73   | 2,173,486.26                | 225,160.34       | 1,561,821.97 |
| 12200 COUNTY LIBRARY           | 57540 SANTEE BRANCH                 | 1,296,876.01   | 1,259,340.53 | 52,681.94    | 1,312,022.29                | (15,126.28)      | 232,202.67   |
| 12200 COUNTY LIBRARY           | 57545 SOLANA BEACH                  | 912,441.27     | 714,331.84   | 40,048.11    | 754,379.95                  | 158,061.32       | 53,217.33    |
| 12200 COUNTY LIBRARY           | 57550 VISTA BRANCH                  | 2,487,552.47   | 2,140,772.83 | 108,884.53   | 2,250,657.36                | 236,895.11       | 793,671.30   |
| 12200 COUNTY LIBRARY           | 57555 LIBRARY BRANCH OPERATIONS     | 1,454,885.00   | 595,844.50   | 2,132.00     | 597,976.50                  | 856,908.50       | 108,856.57   |
| 12200 COUNTY LIBRARY           | 57560 TRAINING SERVICES             | 281,182.00     | 123,881.72   | 106,225.00   | 230,106.72                  | 51,075.28        |              |
| 12200 COUNTY LIBRARY           | 57565 BOOKS BY MAIL SERVICES        | 77,045.38      | 81,933.02    | 1,582.38     | 83,495.40                   | (6,450.02)       |              |
| 12250 SHERF ASSET FORFEIT PRGM | 59800 SHERIFF ASSET FORFEIT PRGM    | 2,581,353.57   | 1,129,956.16 | 580,331.62   | 1,710,287.80                | 871,065.77       | 1,312,539.03 |
| 12251 SHERF ASSET FORFEIT US T | 59810 SHERIFF ASSET FORFEIT US TREA | 2,000,000.00   | 90,883.19    | 631,188.43   | 722,071.62                  | 1,277,928.38     | 1,311,828.28 |
| 12252 SHERF ASSET FORFEIT STAT | 59820 SHERIFF ASSET FORFEIT STATE   | 2,400,000.00   | 29,387.24    | 0.00         | 29,387.24                   | 2,370,612.76     | 486,569.14   |
| 12300 DA ASSET FORFEIT FEDERAL | 60350 DA ASSET FORFEITURE PROG - FE | 2,153,112.38   | 41,671.78    | 6,992.98     | 48,664.76                   | 2,104,447.62     | 232,429.12   |
| 12325 DA ASSET FORFEIT US TREA | 60375 DA ASSET FORFEITURE - US TREA | 50,000.00      | 0.00         | 0.00         | 0.00                        | 50,000.00        | 19,785.41    |
| 12350 DA ASSET FORFEIT STATE   | 60900 DA ASSET FORFEITURE-STATE     | 354,169.13     | 201,368.31   | 128,125.62   | 329,493.93                  | 24,675.20        | 130,781.09   |
| 12450 PROB ASSET FORFEIT PROG  | 62000 PROBATION ASSET FORFEIT       | 100,000.00     | 0.00         | 0.00         | 0.00                        | 100,000.00       | 5,907.36     |
| 12451 PROB ASSET FORFEIT US TR | 62010 PROBATION ASSET FORFEIT US TR | 0.00           | 0.00         | 0.00         | 0.00                        | 0.00             | 15.37        |
| 12452 PROB ASSET FORFEIT STATE | 62020 PROBATION ASSET FORFEIT STATE | 0.00           | 0.00         | 0.00         | 0.00                        | 0.00             | 432.47       |
| 12500 SHERIFFS INCARC PPLS WEL | 62550 IPW CONTROL DIVISION          | 1,114,150.00   | 396,315.02   | 57,085.70    | 453,400.72                  | 660,749.28       | 1,901,452.00 |
| 12500 SHERIFFS INCARC PPLS WEL | 62560 IPW ADMINISTRATION            | 22,805.00      | 28,475.19    | 14,143.17    | 42,618.36                   | (20,013.36)      | 346,492.05   |

PERIODIC FINANCIAL STATEMENT - SCHEDULE OF REVENUES AND EXPENDITURES BY FUND AND ORGANIZATIONAL UNIT - GL041

Date: 05-MAY-2026 15:33:57

COSO  
Current Period APR-26

Currency: USD  
No specific FUNID requested

| FUND                                | ORG                                     | REVISED BUDGET | EXPENDITURES   | ENCUMBRANCES | EXPENDITURES & ENCUMBRANCES | REMAINING BUDGET | REVENUE       |
|-------------------------------------|-----------------------------------------|----------------|----------------|--------------|-----------------------------|------------------|---------------|
| 12500 SHERIFFS INCARC PPLS WEL      | 62570 IPW EAST MESA                     | 75,801.00      | 31,755.54      | 0.00         | 31,755.54                   | 44,045.46        |               |
| 12500 SHERIFFS INCARC PPLS WEL      | 62580 IPW GEORGE BAILEY                 | 58,592.00      | 10,461.43      | 0.00         | 10,461.43                   | 48,130.57        |               |
| 12500 SHERIFFS INCARC PPLS WEL      | 62583 IPW ROCK MOUNTAIN                 | 14,072.00      | 0.00           | 0.00         | 0.00                        | 14,072.00        |               |
| 12500 SHERIFFS INCARC PPLS WEL      | 62590 IPW LAS COLINAS                   | 55,204.00      | 41,159.36      | 0.00         | 41,159.36                   | 14,044.64        |               |
| 12500 SHERIFFS INCARC PPLS WEL      | 62595 IPW SOUTH BAY                     | 42,800.00      | 18,840.81      | 0.00         | 18,840.81                   | 23,959.19        |               |
| 12500 SHERIFFS INCARC PPLS WEL      | 62605 IPW VISTA                         | 40,501.00      | 10,791.38      | 4,265.05     | 21,056.43                   | 19,444.57        |               |
| 12500 SHERIFFS INCARC PPLS WEL      | 62625 IPW REENTRY PROGRAM               | 7,231,555.18   | 1,668,804.53   | 192,132.51   | 1,860,937.04                | 5,370,618.14     | 31,784.77     |
| 12500 SHERIFFS INCARC PPLS WEL      | 62630 IPW SAN DIEGO CENTRAL JAIL        | 25,001.00      | 10,679.44      | 0.00         | 10,679.44                   | 14,321.56        |               |
| 12500 SHERIFFS INCARC PPLS WEL      | 62634 IPW FOOD SERVICES                 | 30,000.00      | 0.00           | 0.00         | 0.00                        | 30,000.00        |               |
| 12550 WARD WELFARE FUND             | 63350 WARD WELFARE FUND                 | 2,000.00       | 0.00           | 0.00         | 0.00                        | 2,000.00         |               |
| 12555 PUB SAFETY PROP 172 SP R      | 63400 PUBLIC SAFETY PROP172 REV         | 431,085,820.10 | 299,686,309.15 | 349,668.85   | 300,035,978.00              | 131,020,842.10   | 25,788.24     |
| 12580 TOBACCO SECURITIZATION S      | 63530 TOBACCO SECURITIZATION FUNDS      | 35,514,624.00  | 101,511.78     | 0.00         | 101,511.78                  | 35,413,112.22    | 3,830,187.54  |
| 12650 INACTIVE WASTE SITE MGMT      | 63850 CLOSED LANDFILLS                  | 8,273,084.49   | 3,000,878.19   | 1,623,017.33 | 4,623,895.52                | 3,649,189.97     | 1,819,731.75  |
| 12875 WASTE PLANNING AND RECYC      | 63970 COUNTY WASTE PLANNING AND REC     | 7,862,571.42   | 3,565,721.30   | 2,153,110.34 | 5,718,831.64                | 2,143,739.78     | 4,375,723.26  |
| 12700 HILLSBOROUGH LNDFL MAINT      | 64500 HILLSBOROUGH LNDFL MNT            | 0.00           | 0.00           | 0.00         | 0.00                        | 0.00             | 1.68          |
| 12750 DUCK POND LANDFILL CLEAN      | 65050 CTY DUCK POND LNDFL CLNUP         | 14,669.00      | 0.00           | 0.00         | 0.00                        | 14,669.00        | 9,637.13      |
| 12760 IHS PUBLIC AUTHORITY SPR      | 63450 IHSS PUBLIC AUTHORITY SPECIAL     | 57,470,255.00  | 50,572,828.87  | 251,109.23   | 50,823,938.10               | 6,646,316.90     | 57,110,953.57 |
| 13004 PLD AREA 4 LINCOLN ACRES      | 96925 PLD-AREA 4 LINCOLN ACRES          | 2,014,200.00   | 0.00           | 300.00       | 300.00                      | 2,013,900.00     | 447.27        |
| 13015 PLD AREA 15 SWEETWATER        | 96927 PLD-AREA 15 SWEETWATER            | 2,000.00       | 0.00           | 0.00         | 0.00                        | 2,000.00         | 8.69          |
| 13016 PLD AREA 16 OTAY              | 96929 PLD - AREA 16 OTAY                | 0.00           | 0.00           | 0.00         | 0.00                        | 0.00             | 12.72         |
| 13018 PLD AREA 19 JAMUL             | 96933 PLD-AREA 19 JAMUL                 | 300.00         | 0.00           | 0.00         | 0.00                        | 300.00           | 137.69        |
| 13020 PLD AREA 20 SPRING VALLEY     | 96935 PLD-AREA 20 SPRING VALLEY         | 1,000.00       | 0.00           | 1,000.00     | 1,000.00                    | 0.00             | 333.59        |
| 13025 PLD AREA 25 LAKESIDE          | 96937 PLD-AREA 25 LAKESIDE              | 5,000.00       | 0.00           | 0.00         | 0.00                        | 5,000.00         | 71,788.67     |
| 13026 PLD AREA 26 CREST             | 96939 PLD-AREA 26 CREST                 | 1,000.00       | 0.00           | 750.00       | 750.00                      | 250.00           | 5,214.04      |
| 13027 PLD AREA 27 ALPINE            | 96941 PLD-AREA 27 ALPINE                | 4,000.00       | 0.00           | 0.00         | 0.00                        | 4,000.00         | 12,183.03     |
| 13028 PLD AREA 28 RAMONA            | 96943 PLD-AREA 28 RAMONA                | 243,835.14     | 238,452.78     | 6,882.36     | 243,335.14                  | 500.00           | 17,649.80     |
| 13029 PLD AREA 29 ESCONDIDO         | 96945 PLD-AREA 29 ESCONDIDO             | 875,905.00     | 0.00           | 874,905.00   | 874,905.00                  | 1,000.00         | 27,127.31     |
| 13030 PLD AREA 30 SAN MARCOS        | 96947 PLD-AREA 30 SAN MARCOS            | 916,158.00     | 0.00           | 916,158.00   | 916,158.00                  | 2,000.00         | 29,663.70     |
| 13031 PLD AREA 31 SAN DIEGUITO      | 96949 PLD-AREA 31 SAN DIEGUITO          | 4,087,622.00   | 0.00           | 4,087,622.00 | 4,087,622.00                | 0.00             | 157,372.10    |
| 13032 PLD AREA 32 CARLSBAD          | 96951 PLD-AREA 32 CARLSBAD              | 2,000.00       | 0.00           | 0.00         | 0.00                        | 2,000.00         | 1,365.03      |
| 13035 PLD AREA 35 FALLBROOK         | 96955 PLD-AREA 35 FALLBROOK             | 10,800.00      | 0.00           | 0.00         | 0.00                        | 10,800.00        | 1,595.47      |
| 13036 PLD AREA 36 BONSALE           | 96957 PLD-AREA 36 BONSALE               | 4,000.00       | 0.00           | 4,000.00     | 4,000.00                    | 0.00             | 4,275.93      |
| 13037 PLD AREA 37 VISTA             | 96959 PLD-AREA 37 VISTA                 | 901,727.19     | 0.00           | 900,727.19   | 900,727.19                  | 1,000.00         | 27,927.98     |
| 13038 PLD AREA 38 VALLEY CENTE      | 96961 PLD-AREA 38 VALLEY CENTER         | 40,475.92      | 3,008.96       | 36,446.96    | 39,475.92                   | 1,000.00         | 2,303.67      |
| 13039 PLD AREA 39 PALMA VALLEY      | 96963 PLD - AREA 39 PALMA               | 1,000.00       | 0.00           | 200.00       | 200.00                      | 800.00           | 17,259.69     |
| 13040 PLD AREA 40 PALOMAR JULI      | 96965 PLD-AREA 40 PALOMAR-JULIAN        | 693,342.00     | 103,688.42     | 339,774.68   | 443,473.10                  | 249,868.90       | 9,252.88      |
| 13041 PLD AREA 41 MTH EMPIRE        | 96967 PLD - AREA 41 MOUNT EMPIRE        | 500.00         | 0.00           | 500.00       | 500.00                      | 0.00             | 5,153.97      |
| 13042 PLD AREA 42 ANZA BORREGO      | 96969 PLD-AREA 42 ANZA-BORREGO          | 1,000.00       | 0.00           | 1,000.00     | 1,000.00                    | 0.00             | 3,216.67      |
| 13043 PLD AREA 43 CENTRAL MTN       | 96971 PLDF CENTRAL MOUNTAIN             | 300.00         | 0.00           | 0.00         | 0.00                        | 300.00           | 766.78        |
| 13044 PLD AREA 44 OCEANSIDE         | 96973 PLDF OCEANSIDE                    | 0.00           | 0.00           | 0.00         | 0.00                        | 0.00             | 133.92        |
| 13045 PLD AREA 45 VALLE DE ORO      | 96975 PLDF VALLE DE ORO                 | 500.00         | 0.00           | 300.00       | 300.00                      | 200.00           | 562.37        |
| 13049 PLD ADMINISTRATIVE FEE        | 96829 PLD ADMINISTRATIVE FEE            | 751,000.00     | 46,727.88      | 13,695.74    | 60,423.62                   | 690,576.38       | 104,065.87    |
| 13050 PLD ALPINE IMPRV IMPACT       | 96830 PLD ALPINE IMPRV IMPACT FEE       | 0.00           | 0.00           | 0.00         | 0.00                        | 0.00             | 173,305.37    |
| 13052 PLD BONSALE IMPRV IMPACT      | 96832 PLD BONSALE IMPRV IMPACT FEE      | 0.00           | 0.00           | 0.00         | 0.00                        | 0.00             | 122,230.42    |
| 13053 PLD CENTRAL MTN IMPRV IMPACT  | 96833 PLD CENTRAL MTN IMPRV IMPACT FEE  | 0.00           | 0.00           | 0.00         | 0.00                        | 0.00             | 51,729.51     |
| 13054 PLD COUNTY ISL IMPRV IMPACT   | 96834 PLD COUNTY ISL IMPRV IMPACT FEE   | 0.00           | 0.00           | 0.00         | 0.00                        | 0.00             | 919,690.37    |
| 13055 PLD CREST/DEHESA IMPRV IMPACT | 96835 PLD CREST/DEHESA IMPRV IMPACT FEE | 0.00           | 0.00           | 0.00         | 0.00                        | 0.00             | 88,952.03     |
| 13056 PLD DESERT IMPRV IMPACT       | 96836 PLD DESERT IMPRV IMPACT FEE       | 0.00           | 0.00           | 0.00         | 0.00                        | 0.00             | 22,128.94     |
| 13057 PLD FALLBROOK IMPRV IMPACT    | 96837 PLD FALLBROOK IMPRV IMPACT FEE    | 0.00           | 0.00           | 0.00         | 0.00                        | 0.00             | 774,261.34    |
| 13058 PLD JAMUL IMPRV IMPACT F      | 96838 PLD JAMUL IMPRV IMPACT FEE        | 0.00           | 0.00           | 0.00         | 0.00                        | 0.00             | 58,890.55     |
| 13059 PLD JULIAN IMPRV IMPACT       | 96839 PLD JULIAN IMPRV IMPACT FEE       | 55,000.00      | 0.00           | 55,000.00    | 55,000.00                   | 0.00             | 19,720.50     |

PERIODIC FINANCIAL STATEMENT - SCHEDULE OF REVENUES AND EXPENDITURES BY FUND AND ORGANIZATIONAL UNIT - GL041

Date 05-MAY-2026 15:33:57

COSD  
Current Period APR-26

Currency USD  
No specific FUND requested

| FUND                            | ORG                                  | REVISED BUDGET | EXPENDITURES | ENCUMBRANCES | EXPENDITURES & ENCUMBRANCES | REMAINING BUDGET | REVENUE    |
|---------------------------------|--------------------------------------|----------------|--------------|--------------|-----------------------------|------------------|------------|
| 13060 PLD LAKESIDE IMPRV IMPAC  | 96840 PLD LAKESIDE IMPRV IMPACT FEE  | 0.00           | 0.00         | 0.00         | 0.00                        | 0.00             | 373,673.72 |
| 13061 PLD MTN EMPIRE IMPRV IMP  | 96841 PLD MTN EMPIRE IMPRV IMPACT F  | 0.00           | 0.00         | 0.00         | 0.00                        | 0.00             | 56,156.17  |
| 13062 PLD NC METRO IMPRV IMPAC  | 96842 PLD NC METRO IMPRV IMPACT FEE  | 0.00           | 0.00         | 0.00         | 0.00                        | 0.00             | 381,742.24 |
| 13063 PLD N MTN IMPRV IMPACT F  | 96843 PLD NORTH MTN IMPRV IMPACT FE  | 0.00           | 0.00         | 0.00         | 0.00                        | 0.00             | 28,561.02  |
| 13065 PLD PALA PMA IMPRV IMPAC  | 96845 PLD PALA PAUMA IMPRV IMPACT F  | 0.00           | 0.00         | 0.00         | 0.00                        | 0.00             | 22,913.75  |
| 13066 PLD PENDLETON IMPRV IMPA  | 96846 PLD PENDLETON IMPRV IMPACT FE  | 0.00           | 0.00         | 0.00         | 0.00                        | 0.00             | 3,613.21   |
| 13067 PLD RAINBOW IMPRV IMPACT  | 96847 PLD RAINBOW IMPRV IMPACT FEE   | 0.00           | 0.00         | 0.00         | 0.00                        | 0.00             | 10,254.78  |
| 13068 PLD RAMONA IMPRV IMPACT   | 96848 PLD RAMONA IMPRV IMPACT FEE    | 0.00           | 0.00         | 0.00         | 0.00                        | 0.00             | 748,616.45 |
| 13068 PLD SAN DGTO IMPRV IMPAC  | 96849 PLD SAN DIEGUITO IMPRV IMPACT  | 0.00           | 0.00         | 0.00         | 0.00                        | 0.00             | 145,699.77 |
| 13070 PLD SPRING VY IMPRV IMPA  | 96850 PLD SPRING VLY IMPRV IMPACT F  | 35,000.00      | 0.00         | 35,000.00    | 35,000.00                   | 0.00             | 233,514.32 |
| 13071 PLD SWEETWATR IMPRV IMPA  | 96851 PLD SWEETWATER IMPRV IMPACT F  | 0.00           | 0.00         | 0.00         | 0.00                        | 0.00             | 15,020.73  |
| 13072 PLD VALLE DE ORO IMPV IM  | 96852 PLD VALLE DE ORO IMPRV IMPACT  | 0.00           | 0.00         | 0.00         | 0.00                        | 0.00             | 202,584.62 |
| 13073 PLD VALLEY CTR IMPRV IMP  | 96853 PLD VALLEY CTR IMPRV IMPACT F  | 0.00           | 0.00         | 0.00         | 0.00                        | 0.00             | 172,185.97 |
| 13080 PLD ALPINE LAND ACQ IMPA  | 96860 PLD ALPINE LAND ACQ IMPACT FE  | 0.00           | 0.00         | 0.00         | 0.00                        | 0.00             | 14,215.32  |
| 13082 PLD BONSALE LAND ACQ IMP  | 96862 PLD BONSALE LAND ACQ IMPACT F  | 0.00           | 0.00         | 0.00         | 0.00                        | 0.00             | 20,924.67  |
| 13083 PLD CENTRAL MTN LND ACQ I | 96863 PLD CENTRAL MTN LAND ACQ IMPA  | 0.00           | 0.00         | 0.00         | 0.00                        | 0.00             | 7,728.71   |
| 13084 PLD COUNTY ISL LND ACQ I  | 96864 PLD COUNTY ISL LAND ACQ IMPAC  | 0.00           | 0.00         | 0.00         | 0.00                        | 0.00             | 171,266.91 |
| 13085 PLD CRESTDEHESA LD ACQ I  | 96865 PLD CREST DEHESA LAND ACQ IMP  | 0.00           | 0.00         | 0.00         | 0.00                        | 0.00             | 11,208.21  |
| 13086 PLD DESERT LAND ACQ IMPA  | 96866 PLD DESERT LAND ACQ IMPACT FE  | 0.00           | 0.00         | 0.00         | 0.00                        | 0.00             | 306.82     |
| 13087 PLD FALLBROOK LND ACQ IM  | 96867 PLD FALLBROOK LAND ACQ IMPACT  | 0.00           | 0.00         | 0.00         | 0.00                        | 0.00             | 88,343.27  |
| 13088 PLD JAMUL LAND ACQ IMPAC  | 96868 PLD JAMUL LAND ACQ IMPACT FEE  | 0.00           | 0.00         | 0.00         | 0.00                        | 0.00             | 6,261.77   |
| 13089 PLD JULIAN LAND ACQ IMPA  | 96869 PLD JULIAN LAND ACQ IMPACT FE  | 0.00           | 0.00         | 0.00         | 0.00                        | 0.00             | 736.50     |
| 13090 PLD LAKESIDE LND ACQ IMP  | 96870 PLD LAKESIDE LAND ACQ IMPACT   | 0.00           | 0.00         | 0.00         | 0.00                        | 0.00             | 19,901.87  |
| 13091 PLD MTN EMPIRE LND ACQ I  | 96871 PLD MTN EMPIRE LAND ACQ IMPAC  | 0.00           | 0.00         | 0.00         | 0.00                        | 0.00             | 732.91     |
| 13092 PLD NC METRO LND ACQ IMP  | 96872 PLD NC METRO LAND ACQ IMPACT   | 0.00           | 0.00         | 0.00         | 0.00                        | 0.00             | 40,858.33  |
| 13093 PLD N MTN LAND ACQ IMPAC  | 96873 PLD NORTH MTN LAND ACQ IMPACT  | 0.00           | 0.00         | 0.00         | 0.00                        | 0.00             | 1,047.21   |
| 13095 PLD PALA PMA LND ACQ IMP  | 96875 PLD PALA PAUMA LAND ACQ IMPAC  | 0.00           | 0.00         | 0.00         | 0.00                        | 0.00             | 1,391.53   |
| 13096 PLD PENDLETON LND ACQ IM  | 96876 PLD PENDLETON LAND ACQ IMPACT  | 0.00           | 0.00         | 0.00         | 0.00                        | 0.00             | 103.86     |
| 13097 PLD RAINBOW LAND ACQ IMP  | 96877 PLD RAINBOW LAND ACQ IMPACT F  | 0.00           | 0.00         | 0.00         | 0.00                        | 0.00             | 250.16     |
| 13098 PLD RAMONA LAND ACQ IMPA  | 96878 PLD RAMONA LAND ACQ IMPACT FE  | 0.00           | 0.00         | 0.00         | 0.00                        | 0.00             | 23,673.16  |
| 13099 PLD SAN DGTO LND ACQ IMP  | 96879 PLD SAN DIEGUITO LAND ACQ IMP  | 0.00           | 0.00         | 0.00         | 0.00                        | 0.00             | 82,165.22  |
| 13100 PLD SPRING VY LND ACQ IM  | 96880 PLD SPRING VLY LAND ACQ IMPAC  | 0.00           | 0.00         | 0.00         | 0.00                        | 0.00             | 59,062.98  |
| 13101 PLD SWEETWATR LND ACQ IM  | 96881 PLD SWEETWATER LAND ACQ IMPACT | 0.00           | 0.00         | 0.00         | 0.00                        | 0.00             | 5,724.98   |
| 13102 PLD VALLE DE ORO LD ACQ   | 96882 PLD VALLE DE ORO LAND ACQ IMP  | 0.00           | 0.00         | 0.00         | 0.00                        | 0.00             | 33,026.38  |
| 13103 PLD VALLEY CTR LND ACQ I  | 96883 PLD VALLEY CTR LAND ACQ IMPAC  | 0.00           | 0.00         | 0.00         | 0.00                        | 0.00             | 11,189.65  |
| 13112 PLD BONSALE IN LIEU FEE   | 96892 PLD BONSALE IN LIEU FEE        | 0.00           | 0.00         | 0.00         | 0.00                        | 0.00             | 4,153.91   |
| 13117 PLD FALLBROOK IN LIEU FEE | 96897 PLD FALLBROOK IN LIEU FEE      | 0.00           | 0.00         | 0.00         | 0.00                        | 0.00             | 65.21      |
| 13120 PLD LAKESIDE IN LIEU FEE  | 96900 PLD LAKESIDE IN LIEU FEE       | 0.00           | 0.00         | 0.00         | 0.00                        | 0.00             | 14,062.17  |
| 13122 PLD NC METRO IN LIEU FEE  | 96902 PLD NC METRO IN LIEU FEE       | 0.00           | 0.00         | 0.00         | 0.00                        | 0.00             | 7,329.47   |
| 13126 PLD RAMONA IN LIEU FEE    | 96906 PLD RAMONA IN LIEU FEE         | 0.00           | 0.00         | 0.00         | 0.00                        | 0.00             | 34,455.49  |
| 13126 PLD SAN DGTO IN LIEU FEE  | 96909 PLD SAN DIEGUITO IN LIEU FEE   | 0.00           | 0.00         | 0.00         | 0.00                        | 0.00             | 3,358.38   |
| 13130 PLD SPRING VY IN LIEU FE  | 96910 PLD SPRING VLY IN LIEU FEE     | 50,000.00      | 0.00         | 50,000.00    | 50,000.00                   | 0.00             | 1,459.12   |
| 13131 PLD SWEETWATR IN LIEU FE  | 96911 PLD SWEETWATER IN LIEU FEE     | 0.00           | 0.00         | 0.00         | 0.00                        | 0.00             | 28.85      |
| 13132 PLD VALLE DE ORO IN LIEU  | 96912 PLD VALLE DE ORO IN LIEU FEE   | 0.00           | 0.00         | 0.00         | 0.00                        | 0.00             | 1,338.61   |
| 13133 PLD VALLEY CTR IN LIEU F  | 96913 PLD VALLEY CTR IN LIEU FEE     | 0.00           | 0.00         | 0.00         | 0.00                        | 0.00             | 3,531.35   |
| 13695 SANCAL 2023 CPH LAB COC   | 96266 SANCAL 2023 CPH LAB COC RELOC  | 0.00           | 3,512,680.81 | 0.00         | 3,512,680.81                | (3,512,680.81)   | 80,633.45  |
| 14025 PRD 8 PAUMA VALLEY        | 95101 PRD 8 PAUMA VALLEY 95101       | 232,479.77     | 16,290.22    | 28,861.49    | 48,951.71                   | 185,528.06       | 65,417.96  |
| 14010 PRD 8 MAGEE ROAD PALA     | 95102 PRD 8 MAGEE RD-PALA 95102      | 120,738.00     | 9,448.00     | 16,999.83    | 25,567.83                   | 95,170.17        | 45,756.25  |
| 14015 PRD 8 SANTA FE ZONE B     | 95103 PRD 8 B SANTA FE 95103         | 271,119.00     | 40,716.47    | 15,082.44    | 55,798.91                   | 215,320.09       | 37,532.48  |
| 14020 PRD 10 DAVIS DRIVE        | 95104 PRD 10 DAVIS DR 95104          | 57,675.00      | 8,212.22     | 1,127.68     | 9,339.90                    | 48,335.10        | 13,138.22  |
| 14025 PRD 11 BERNARDO ROAD ZN   | 95105 PRD 11 A BERNARDO RD 95105     | 87,852.00      | 6,509.67     | 2,545.32     | 9,054.99                    | 58,797.01        | 22,857.33  |

PERIODIC FINANCIAL STATEMENT - SCHEDULE OF REVENUES AND EXPENDITURES BY FUND AND ORGANIZATIONAL UNIT - GL041

Date 05-MAY-2026 15 33:57

COBD  
Current Period APR 26

Currency USD  
No specific FUND requested

| FUND                            | ORG                                 | REVISED BUDGET | EXPENDITURES | ENCUMBRANCES | EXPENDITURES & ENCUMBRANCES | REMAINING BUDGET | REVENUE      |
|---------------------------------|-------------------------------------|----------------|--------------|--------------|-----------------------------|------------------|--------------|
| 14030 PRD 11 BERNARDO ROAD ZN   | 95106 PRD 11 C BERNARDO RD 95106    | 12,921.00      | 4,007.59     | 1,158.39     | 5,165.97                    | 7,755.03         | 4,501.49     |
| 14035 PRD 11 BERNARDO ROAD ZN   | 95107 PRD 11 D BERNARDO RD 95107    | 40,356.94      | 39,264.88    | 226.65       | 39,491.53                   | 865.41           | 8,440.49     |
| 14040 PRD 12 LOMAIR             | 95108 PRD 12 LOMAIR 95108           | 164,332.00     | 7,878.61     | 2,012.40     | 9,891.01                    | 154,440.99       | 32,681.16    |
| 14045 PRD 13 PALA MESA ZONE A   | 95109 PRD 13 A PALA MESA 95109      | 272,591.60     | 125,133.94   | 89,413.11    | 214,547.05                  | 58,044.75        | 147,899.91   |
| 14050 PRD 13 STEWART CANYON ZN  | 95110 PRD 13 B STEWART CANYON 95110 | 103,193.00     | 7,470.62     | 6,100.38     | 13,571.00                   | 89,622.00        | 31,827.57    |
| 14060 PRD 16 WYNOLA             | 95112 PRD 16 WYNOLA 95112           | 188,462.00     | 17,496.78    | 7,314.60     | 24,811.39                   | 163,650.61       | 37,147.79    |
| 14065 CSA 17 SAN DIEGUITO AMBU  | 95113 CSA 17 SAN DGT0 AMBUL 95113   | 0.00           | 0.00         | 0.00         | 0.00                        | 0.00             | 41.00        |
| 14070 PRD 18 HARRISON PARK      | 95114 PRD 18 HARRISON PARK 95114    | 144,181.00     | 18,687.61    | 17,082.05    | 35,769.66                   | 108,411.94       | 58,958.18    |
| 14080 PRD 20 DAILY ROAD         | 95115 PRD 20 DAILY ROAD 95115       | 230,037.00     | 88,477.03    | 6,902.86     | 97,379.89                   | 132,657.11       | 141,788.05   |
| 14085 PRD 21 PALMA HEIGHTS      | 95116 PRD 21 PALMA HEIGHTS 95116    | 639,899.03     | 385,069.23   | 18,637.58    | 403,736.81                  | 236,162.22       | 84,132.28    |
| 14090 PRD 22 WEST DOUGHERTY ST  | 95117 PRD 22 W DOUGHERTY ST 95117   | 6,350.00       | 0.00         | 0.00         | 3,319.84                    | 3,030.16         | 3,510.38     |
| 14095 PRD 23 ROCK TERRACE ROAD  | 95118 PRD 23 ROCK TERRACE RD 95118  | 25,877.00      | 4,876.17     | 4,372.38     | 9,248.55                    | 16,628.45        | 8,356.31     |
| 14100 PRD 24 MT WHITNEY ROAD    | 95119 PRD 24 MT WHITNEY RD 95119    | 107,781.00     | 5,688.47     | 4,178.89     | 9,867.36                    | 97,913.64        | 14,169.41    |
| 14105 CSA 26 RANCHO SAN DIEGO   | 95120 CSA 26 RANCHO SAN DGO 95120   | 387,307.08     | 160,963.92   | 82,437.08    | 263,431.00                  | 123,876.08       | 282,792.45   |
| 14110 CSA 26 COTTONWOOD VILG ZN | 95121 PRD 26 A COTTONWOOD VI 95121  | 427,268.86     | 172,874.80   | 47,889.02    | 220,763.82                  | 206,523.04       | 278,188.05   |
| 14115 CSA 26 MONTE VISTA ZN B   | 95122 PRD 26 B MONTE VISTA 95122    | 273,354.36     | 135,519.18   | 32,956.33    | 168,475.51                  | 104,878.85       | 140,309.93   |
| 14118 CSA 26 SD LANDSCAPE MAIN  | 95397 LMD ZONE 1                    | 188,970.00     | 174,389.79   | 0.00         | 174,389.79                  | 14,580.21        | 188,862.79   |
| 14119 LMD ZONE 2 JULIAN         | 95156 LMD ZONE 2 JULIAN             | 113,159.54     | 56,301.21    | 3,718.54     | 60,019.75                   | 53,139.79        | 91,812.43    |
| 14120 PRD 30 ROYAL OAKS CARROL  | 95123 PRD 30 ROYAL OAKS-CAR 95123   | 68,555.00      | 8,809.62     | 9,274.16     | 16,083.78                   | 52,471.22        | 11,822.95    |
| 14125 PRD 38 GAY RIO TERRACE    | 95124 PRD 38 GAY RIO TERRACE 95124  | 92,430.00      | 5,635.77     | 6,322.98     | 11,958.75                   | 80,471.25        | 15,437.86    |
| 14135 PRD 45 RINCON SPRINGS RD  | 95126 PRD 45 RINCON SPRINGS 95126   | 44,947.00      | 16,609.81    | 30,037.69    | 46,947.50                   | 1,700.50         | 12,187.16    |
| 14140 PRD 46 ROCOSO ROAD        | 95127 PRD 46 ROCOSO ROAD 95127      | 298,718.00     | 18,738.42    | 1,227.16     | 19,965.58                   | 278,752.42       | 61,601.98    |
| 14145 PRD 49 SUNSET KNOLLS ROA  | 95128 PRD 49 SUNSET KNLS RD 95128   | 75,817.00      | 5,251.14     | 1,454.58     | 6,705.52                    | 69,111.48        | 9,041.69     |
| 14150 PRD 50 KNOLL PARK LANE    | 95129 PRD 50 KNOLL PARK LN 95129    | 68,881.00      | 3,612.71     | 3,930.38     | 7,543.09                    | 61,337.91        | 12,863.17    |
| 14155 PRD 53 KNOLL PARK         | 95130 PRD 53 KNOLL PK LN EX 95130   | 232,065.00     | 4,882.45     | 8,515.91     | 11,398.36                   | 220,666.64       | 29,255.69    |
| 14160 PRD 54 MT HELIX           | 95131 PRD 54 MT HELIX 95131         | 100,769.00     | 9,377.08     | 198.57       | 9,575.65                    | 141,193.35       | 23,045.14    |
| 14165 PRD 55 RAINBOW CREST RD   | 95132 PRD 55 RAINBOW CREST 95132    | 368,278.00     | 22,157.87    | 5,956.31     | 27,715.98                   | 340,562.02       | 74,244.88    |
| 14170 PRD 60 RIVER DRIVE        | 95133 PRD 60 RIVER DRIVE 95133      | 141,425.00     | 6,049.35     | 2,642.41     | 8,691.76                    | 132,733.24       | 28,972.30    |
| 14175 PRD 61 GREEN MEADOW WAY   | 95134 PRD 61 GRN MEADOW WAY 95134   | 119,367.00     | 3,479.40     | 6,930.38     | 10,409.78                   | 108,957.22       | 20,560.60    |
| 14180 PRD 63 HILLVIEW ROAD      | 95135 PRD 63 HILLVIEW ROAD 95135    | 302,540.00     | 4,471.76     | 10,794.38    | 15,266.14                   | 287,273.86       | 59,343.11    |
| 14195 PRD 70 EL CAMINO CORTO    | 95138 PRD 70 EL CAMINO CORT 95138   | 49,435.00      | 41,808.39    | 714.41       | 42,522.80                   | 6,912.20         | 11,747.74    |
| 14200 PRD 75 GAY RIO DR ZONE A  | 95139 PRD 75 A GAY RIO DRIVE 95139  | 134,614.00     | 4,351.54     | 3,454.38     | 7,805.92                    | 126,808.08       | 29,597.83    |
| 14205 PRD 75 GAY RIO DR ZONE B  | 95140 PRD 75 B GAY RIO DRIVE 95140  | 84,382.00      | 5,401.10     | 7,105.39     | 12,506.49                   | 72,875.51        | 35,708.33    |
| 14220 PRD 76 KINGSFORD COURT    | 95142 PRD 76 KINGSFORD CRT 95142    | 63,453.00      | 4,498.14     | 3,026.38     | 7,522.52                    | 55,930.48        | 15,842.78    |
| 14225 PRD 77 MONTIEL TRUCK TRA  | 95143 PRD 77 MONTIEL TRK TR 95143   | 90,327.00      | 6,848.66     | 8,422.12     | 17,070.78                   | 73,256.22        | 35,586.35    |
| 14230 PRD 78 GARDENA WAY        | 95144 PRD 78 GARDENA AY 95144       | 79,006.00      | 3,742.46     | 6,976.36     | 10,718.84                   | 68,287.16        | 17,994.91    |
| 14235 PRD 80 HARRIS TRUCK TRAI  | 95145 PRD 80 HARRIS TRK TR 95145    | 171,051.41     | 86,038.93    | 13,411.94    | 99,450.87                   | 71,600.54        | 28,077.69    |
| 14240 CSA 81 FALLBROOK LOCAL P  | 95146 CSA 81 FALLBROOK LOCAL 95146  | 864,667.25     | 528,609.79   | 511.65       | 529,121.44                  | 335,545.81       | 702,268.73   |
| 14245 CSA 83 SAN DIEGUITO LOC   | 95147 CSA 83 SN DGT0 LOC 95147      | 1,158,339.60   | 743,933.27   | 80,265.97    | 804,199.24                  | 354,140.36       | 1,141,874.37 |
| 14246 CSA 83A ZONE A4S RANCH P  | 95155 CSA 83A 4S RANCH PARK         | 1,110,941.90   | 793,602.50   | 9,673.10     | 803,275.60                  | 307,666.30       | 1,000,143.05 |
| 14255 PRD 88 EAST FIFTH ST      | 95149 PRD 88 EAST FIFTH S 95149     | 52,308.00      | 5,346.32     | 2,694.00     | 8,040.32                    | 44,267.68        | 10,859.44    |
| 14265 PRD 90 SOUTH CORDOBA      | 95151 PRD 90 SOUTH CORDOV 95151     | 71,993.00      | 4,189.80     | 2,186.39     | 6,376.19                    | 65,616.81        | 14,058.93    |
| 14270 PRD 94 ROBLE GRANDE ROAD  | 95152 PRD 94 ROBLE GRANDE 95152     | 314,732.00     | 5,011.41     | 4,682.39     | 9,693.80                    | 305,038.20       | 56,219.22    |
| 14275 PRD 95 VALLE DEL SOL      | 95153 PRD 95 VALLE DEL SO 95153     | 226,398.00     | 8,400.00     | 9,250.40     | 15,650.40                   | 210,747.60       | 52,713.91    |
| 14280 PRD 99 ALLONDRA DEL CORV  | 95154 PRD 99 VIA ALLONDRA- 95154    | 159,122.00     | 7,393.73     | 3,177.27     | 10,571.00                   | 148,550.00       | 27,058.00    |
| 14290 PRD 101 JOHNSON LAKE RD   | 95356 PRD 101 JOHNSON LK 95356      | 155,212.00     | 15,804.52    | 2,181.12     | 17,985.64                   | 137,226.36       | 31,151.52    |
| 14295 PRD 101 HI RIDGE RD ZONE  | 95357 PRD 101 A HI-RIDGE R 95357    | 232,075.00     | 9,548.85     | 837.92       | 10,386.77                   | 221,688.23       | 38,458.08    |
| 14300 PRD 102 MT MEADOW         | 95358 PRD 102 MTN MEADOW 95358      | 183,743.09     | 32,980.14    | 14,569.94    | 47,550.08                   | 136,213.01       | 63,230.29    |
| 14315 PRD 103 ALTO DRIVE        | 95361 PRD 103 ALTO DRIVE 95361      | 192,218.00     | 10,008.74    | 6,326.48     | 16,335.20                   | 175,882.80       | 21,938.81    |
| 14320 PRD 104 ARTESIAN RD       | 95362 PRD 104 ARTESIAN RO 95362     | 287,280.00     | 9,931.41     | 14,378.77    | 24,310.18                   | 262,969.82       | 148,028.27   |
| 14330 PRD 105 ALTA LOMA DR      | 95364 PRD 105 ALTA LOMA D 95364     | 117,898.00     | 19,041.12    | 9,461.83     | 28,502.95                   | 89,395.05        | 22,258.15    |

PERIODIC FINANCIAL STATEMENT - SCHEDULE OF REVENUES AND EXPENDITURES BY FUND AND ORGANIZATIONAL UNIT - GL041

Date 05-MAY-2026 15:33:57

COSD  
Current Period APR-26

Currency USD  
No specific FUND requested

| FUND                           | ORG                                 | REVISED BUDGET | EXPENDITURES   | ENCUMBRANCES | EXPENDITURES & ENCUMBRANCES | REMAINING BUDGET | REVENUE        |
|--------------------------------|-------------------------------------|----------------|----------------|--------------|-----------------------------|------------------|----------------|
| 14335 PRD 105 ALTA LOMA DR ZN  | 95385 PRD 105 A ALTA LOMA D 95365   | 122,564 00     | 12,973 65      | 1,861 63     | 14,935 48                   | 107,628 52       | 20,061 35      |
| 14340 PRD 106 GARRISON WAY ET  | 95386 PRD 106 GARRISON AY 95366     | 38,908 00      | 7,070 03       | 9,125 45     | 16,195 48                   | 22,712 52        | 49,981 27      |
| 14410 PRD 117 LEGEND ROCK      | 95390 PRD 117 LEGEND ROCK 95380     | 322,091 00     | 33,201 62      | 22,452 28    | 55,653 90                   | 266,437 10       | 177,673 87     |
| 14440 CSA 122 OTAY MESA EAST   | 95386 PRD 122 OTAY MESA E 95386     | 7,864 00       | 0 00           | 0 00         | 0 00                        | 7,864 00         | 230 49         |
| 14445 PRD 123 MIZPAH LANE      | 95387 PRD 123 MIZPAH LANE 95387     | 74,568 00      | 6,194 16       | 1,574 41     | 7,768 57                    | 68,819 43        | 11,552 27      |
| 14455 PRD 125 WRIGHTWOOD ROAD  | 95389 PRD 125 WRIGHTWOOD 95369      | 57,983 00      | 14,940 44      | 192 52       | 15,132 96                   | 42,850 04        | 10,701 78      |
| 14460 PRD 126 SANDHURST WAY    | 95390 PRD 126 SANDHURST W 95390     | 20,295 00      | 4,659 91       | 930 36       | 5,590 29                    | 14,704 71        | 4,462 77       |
| 14465 PRD 127 SINGING TRAILS D | 95391 PRD 127 SINGING TRAILS 95391  | 53,708 00      | 5,311 60       | 3,750 38     | 9,061 98                    | 44,644 02        | 17,915 48      |
| 14470 CSA 128 SAN MIGUEL PARK  | 95392 CSA 128 SN MIGUEL PRK 95392   | 1,835,031 35   | 1,178,734 12   | 35,555 63    | 1,214,289 75                | 420,741 60       | 1,342,573 82   |
| 14480 PRD 130 WILKES ROAD      | 95394 PRD 130 WILKES ROAD 95394     | 118,065 00     | 6,271 76       | 4,318 32     | 12,588 08                   | 106,078 92       | 30,471 39      |
| 14500 PRD 133 RANCH CREEK ROAD | 95398 PRD 133 RNCH CREEK RD 95398   | 130,807 00     | 9,168 38       | 7,839 08     | 17,007 46                   | 113,799 54       | 59,179 02      |
| 14505 PRD 134 KENORA LANE      | 95399 PRD 134 KENORA LANE 95399     | 46,143 00      | 4,748 54       | 3,115 75     | 7,862 29                    | 38,280 71        | 13,258 30      |
| 14610 SDCFPD FIRE MITIGATION   | 95211 SDCFPD FIRE MITIGATION        | 7,493,066 35   | 90,687 08      | 4,402,379 27 | 4,493,066 35                | 3,000,000 00     | 2,688,961 43   |
| 14611 SD COUNTY FIRE PROTECTIO | 95211 SAN DIEGO COUNTY FIRE PROTECT | 16,733,096 50  | 1,638,049 07   | 611,733 81   | 2,249,782 88                | 14,483,313 62    | 10,929,704 88  |
| 14612 SDCFPD MT LAGUNA         | 95212 SDCFPD MT LAGUNA              | 17,500 00      | 0 00           | 0 00         | 0 00                        | 17,500 00        | 17,225 13      |
| 14613 SDCFPD PALOMAR           | 95213 SDCFPD PALOMAR                | 73,000 00      | 0 00           | 0 00         | 0 00                        | 73,000 00        | 69,265 74      |
| 14614 SDCFPD DESCANSO          | 95214 SDCFPD DESCANSO               | 55,000 00      | 0 00           | 0 00         | 0 00                        | 55,000 00        | 56,405 74      |
| 14615 SDCFPD DULZURA           | 95215 SDCFPD DULZURA                | 12,000 00      | 0 00           | 0 00         | 0 00                        | 12,000 00        | 11,346 84      |
| 14616 SDCFPD TECATE            | 95216 SDCFPD TECATE                 | 10,000 00      | 0 00           | 0 00         | 0 00                        | 10,000 00        | 8,549 83       |
| 14617 SDCFPD POTRERO           | 95217 SDCFPD POTRERO                | 15,500 00      | 0 00           | 0 00         | 0 00                        | 15,500 00        | 13,911 91      |
| 14618 SDCFPD JACUMBA           | 95218 SDCFPD JACUMBA                | 16,500 00      | 0 00           | 0 00         | 0 00                        | 16,500 00        | 14,062 55      |
| 14619 SDCFPD RURAL WEST        | 95219 SDCFPD RURAL WEST             | 375,000 00     | 0 00           | 0 00         | 0 00                        | 375,000 00       | 360,899 83     |
| 14620 SDCFPD YUJIMA            | 95220 SDCFPD YUJIMA                 | 52,000 00      | 0 00           | 0 00         | 0 00                        | 52,000 00        | 298,001 48     |
| 14621 SDCFPD JULIAN            | 95221 SDCFPD JULIAN                 | 100,000 00     | 0 00           | 0 00         | 0 00                        | 100,000 00       | 96,167 39      |
| 14622 SDCFPD RAMONA            | 95222 SDCFPD RAMONA                 | 2,600,000 00   | 0 00           | 0 00         | 0 00                        | 2,600,000 00     | 2,324,712 20   |
| 14624 SDCFPD BORREGO           | 95224 SDCFPD BORREGO                | 244,000 00     | 0 00           | 0 00         | 0 00                        | 244,000 00       | 199,150 38     |
| 14625 SDCFPD RAMONA EDU DELINQ | 95225 SDCFPD RAMONA EDU DELINQUENT  | 1,320,000 00   | 0 00           | 0 00         | 0 00                        | 1,320,000 00     | 36,625 97      |
| 14810 CSA 135 DEL MAR 800MHZ Z | 95402 CSA 135 B DEL MAR 800 MHZ 954 | 43,495 00      | 30,757 75      | 851 05       | 31,608 80                   | 11,886 20        | 41,138 49      |
| 14830 CSA 135 POWAY 800 MHZ ZO | 95406 CSA 135 F POWAY 800 MHZ 95406 | 161,500 00     | 5,137 47       | 861 05       | 5,998 52                    | 155,501 48       | 136,274 71     |
| 14840 CSA 135 SOLANA BCH 800MH | 95408 CSA 135 H SOLANA BEACH 800 MH | 39,635 00      | 4,988 52       | 1,000 00     | 5,988 52                    | 33,646 48        | 35,972 03      |
| 14850 CSA 135 BORR SPRNG FPD 6 | 95410 CSA 135 K BORREGO SPRINGS 954 | 8,550 00       | 6,748 00       | 0 00         | 6,748 00                    | 1,802 00         | 693 79         |
| 14900 CSA 136 SUNDANCE DET BAS | 95420 PRD 136 SUNDANCE DETN 95420   | 25,412 16      | 16,726 34      | 4,888 49     | 21,614 83                   | 3,797 33         | 26,381 71      |
| 14907 CSA 138 VALLEY CENTER PA | 95447 CSA 138 VALLEY CENTER PARK    | 421,363 33     | 247,692 57     | 7,953 85     | 255,646 42                  | 165,716 91       | 371,739 02     |
| 14985 COUNTY SERVICE AREA 17   | 95495 COUNTY SERVICE AREA 17 95495  | 8,324,810 72   | 6,184,161 68   | 2,104,889 84 | 8,289,051 52                | 35,779 10        | 9,175,417 76   |
| 14988 COUNTY SERVICE AREA 69   | 95496 COUNTY SERVICE AREA 69 95496  | 255,089 29     | 87,534 02      | 7,451 43     | 94,985 45                   | 160,083 84       | 18,611 34      |
| 14997 SDCFPD AMBULANCE SERVICE | 95497 SDCFPD AMBULANCE SERVICE AREA | 24,690,814 75  | 10,123,252 54  | 6,583,230 35 | 16,716,482 89               | 7,974,131 86     | 11,464,959 81  |
| 15000 SD CO FLOOD CONTROL DIST | 95800 FLOOD CONTROL DISTRICT        | 10,578,832 81  | 6,278,418 63   | 5,378,206 17 | 11,657,624 80               | 4,921,208 01     | 11,194,852 43  |
| 15226 BLACKWOLF MAINT ZN3497B1 | 95806 BLACKWOLF STORMWATER MAINT ZN | 41,515 01      | 21,166 25      | 7,811 90     | 28,978 15                   | 12,536 86        | 12,846 19      |
| 15227 LAKE RANCHO VIEJO MAINT  | 95807 LAKE RANCHO VIEJO MAINT Z4424 | 239,189 59     | 112,020 53     | 32,696 72    | 144,717 25                  | 94,452 34        | 121,105 39     |
| 15228 PONDEROSA ESTATES MAINT  | 95808 PONDEROSA ESTATES MAINT ZN351 | 35,000 00      | 2,233 69       | 4,726 57     | 6,960 26                    | 28,039 74        | 12,047 36      |
| 15250 HCV ADMIN FEE RESERVE    | 95875 HCV ADMIN FEE RESERVE         | 37,296,745 00  | 24,932,753 91  | 0 00         | 24,932,753 91               | 12,363,991 09    | 27,670,013 70  |
| 15255 SDCHA RES REHAB          | 95876 SDCHA-RES REHAB               | 210,000 00     | 65,393 73      | 0 00         | 65,393 73                   | 124,606 27       | 176,933 32     |
| 15260 PUBLIC HOUSING CIAP      | 95877 PUBLIC HOUSING CIAP           | 357,775 00     | 329,741 76     | 0 00         | 329,741 76                  | 28,033 24        | 329,674 75     |
| 15265 PH MELROSE HUD           | 95878 PH-MELROSEHUD                 | 383,151 00     | 321,015 66     | 0 00         | 321,015 66                  | 62,135 34        | 249,429 05     |
| 15280 PH TOWNCENTER HUD        | 95881 PH-TOWNCENTERHUD              | 831,801 00     | 491,040 13     | 0 00         | 491,040 13                  | 340,760 87       | 416,797 49     |
| 15285 MODERATE REHAB PROJ 3 HA | 95884 MODERATE REHAB PROJ#3-HAP     | 0 00           | 0 00           | 0 00         | 0 00                        | 0 00             | 3,643 96       |
| 15305 HA VOUCHER PROG PROJECTS | 95886 VOUCHER PROGRAM PROJECTS      | 242,900,000 00 | 195,084,826 31 | 0 00         | 195,084,826 31              | 47,815,173 69    | 198,066,444 23 |
| 15308 HCV FAMILY SELF SUFFICIE | 95873 HCV FAMILY SELF SUFFICIENCY   | 50,000 00      | 0 00           | 0 00         | 0 00                        | 50,000 00        | (2,260 89)     |
| 15315 PH L ST HUD              | 95888 PH-L ST HUD                   | 299,861 00     | 296,607 72     | 0 00         | 296,607 72                  | (6,746 72)       | 263,211 97     |
| 15320 HOUS ASST MOD REHAB PRJ  | 95889 MODERATE REHAB PROJ#4-HAP     | 606,700 00     | 514,973 99     | 0 00         | 514,973 99                  | 291,728 01       | 532,149 98     |
| 15325 PH DOROTHY HUD           | 95890 PH-DOROTHYHUD                 | 362,931 00     | 322,954 16     | 0 00         | 322,954 16                  | 39,976 84        | 268,999 33     |

PERIODIC FINANCIAL STATEMENT - SCHEDULE OF REVENUES AND EXPENDITURES BY FUND AND ORGANIZATIONAL UNIT - GL041

Date 05-MAY-2026 15 33 57

COSD  
Current Period APR-26

Currency US\$  
No specific FUND requested

| FUND                            | ORG                                  | REVISED BUDGET | EXPENDITURES  | ENCUMBRANCES | EXPENDITURES & ENCUMBRANCES | REMAINING BUDGET | REVENUE       |
|---------------------------------|--------------------------------------|----------------|---------------|--------------|-----------------------------|------------------|---------------|
| 15330 HA BUSINESS ACTIVITIES    | 95891 HA BUSINESS ACTIVITIES         | 6,020,000.00   | 3,128,449.67  | 0.00         | 3,128,449.67                | 2,891,550.33     | 3,147,880.63  |
| 15335 PH FIREBIRD FMHA          | 95892 PH-FIREBIRDFMHA                | 857,538.00     | 444,884.80    | 0.00         | 444,884.80                  | 412,653.20       | 636,375.98    |
| 15345 HOUS AUTH FACILITY FUND   | 95894 HOUS AUTH - FACILITY           | 0.00           | 0.00          | 0.00         | 0.00                        | 0.00             | 1,593.44      |
| 15352 REDEV RENTAL SUBSIDY PRO  | 95899 REDEV RENTAL ASST SUBSIDY      | 0.00           | 0.00          | 0.00         | 0.00                        | 0.00             | 59.07         |
| 15354 HA SANTEE SUCCESS HOUSIN  | 95902 HA SANTEE SUCCESSOR HOUSING A  | 26,000.00      | 12,316.22     | 0.00         | 12,316.22                   | 13,683.78        | 12,423.03     |
| 15355 HA REAL ESTATE RESERVE    | 95896 HA REAL ESTATE RESERVE         | 0.00           | 0.00          | 0.00         | 0.00                        | 0.00             | 26,944.88     |
| 15370 MAINSTREAM VOUCHER        | 95874 MAINSTREAM VOUCHER             | 4,271,400.00   | 2,812,513.34  | 0.00         | 2,812,513.34                | 1,458,886.66     | 2,748,699.55  |
| 15451 OTHER SERVICES - HARMONY  | 95451 HARMONY GROVE CFD 08-01 OTH S  | 414,979.00     | 150,258.39    | 36,458.36    | 186,716.74                  | 228,262.26       | 430,791.31    |
| 15452 FLOOD CONTROL - HARMONY   | 95452 HARMONY GROVE CFD 08-01 FLOOD  | 390,000.00     | 74.47         | 1,925.53     | 2,000.00                    | 388,000.00       | 99,929.74     |
| 15453 FIRE PROTECTION - HARMON  | 95453 HARMONY GROVE CFD 08-01 FIRE   | 534,158.00     | 90,304.83     | 0.00         | 90,304.83                   | 443,853.17       | 500,994.52    |
| 15454 IMPROVEMENT - HARMONY GR  | 95454 HARMONY GROVE CFD 08-01 IMPRO  | 0.00           | 0.00          | 0.00         | 0.00                        | 0.00             | 158.17        |
| 15464 HORSE CRK RDG CFD 13-01   | 95464 HORSE CRK RDG CFD 13-01 INTER  | 426,770.00     | 0.00          | 0.00         | 0.00                        | 426,770.00       | 18,475.95     |
| 15465 HORSE CRK RDG CFD 13-01   | 95465 HORSE CRK RDG CFD 13-01 A-SPE  | 539,517.61     | 314,638.76    | 9,714.62     | 324,353.38                  | 215,164.23       | 603,426.41    |
| 15466 HORSE CRK RDG FCD CFD 13  | 95466 HORSE CRK RDG CFD 13-01 B-SPE  | 226,201.00     | 0.00          | 0.00         | 0.00                        | 226,201.00       | 266,124.90    |
| 15467 HORSE CRK RDG FIRE CFD 1  | 95467 HORSE CRK RDG CFD 13-01 C-SPE  | 172,000.00     | 0.00          | 0.00         | 0.00                        | 172,000.00       | 176,903.62    |
| 15468 MEADOWWOOD PRK CFD 19-01  | 95468 MEADOWWOOD PRK CFD 19-01 A-SPE | 289,581.09     | 240,904.35    | 8,794.10     | 249,698.45                  | 39,882.64        | 542,751.98    |
| 15469 MEADOWWOOD FCD CFD 19-01  | 95469 MEADOWWOOD FCD CFD 19-01 B-SPE | 139,700.00     | 0.00          | 0.00         | 0.00                        | 139,700.00       | 311,166.33    |
| 15470 MEADOWWOOD FIRE CFD 19-01 | 95470 MEADOWWOOD FIRE CFD 19-01 C-SP | 118,000.00     | 0.00          | 0.00         | 0.00                        | 118,000.00       | 227,875.62    |
| 15471 HILLSIDE MEADOWS MAINT C  | 95471 HILLSIDE MEADOWS MAINT CFD 17  | 118,096.00     | 0.00          | 0.00         | 0.00                        | 118,096.00       |               |
| 15472 SWEETWTR PL MAINT CFD 19  | 95472 SWEETWTR PL MAINT CFD 19-02 S  | 147,100.14     | 90,074.37     | 7,441.15     | 97,515.52                   | 49,584.62        | 161,277.84    |
| 15473 PARK CIR MAINT CFD 19-03  | 95473 PARK CIR MAINT CFD 19-03 SPEC  | 223,619.00     | 156,863.74    | 7,654.14     | 164,517.88                  | 59,101.12        | 342,659.61    |
| 15474 SDCFPD CFD 04-01 SPECIAL  | 95474 SDCFPD CFD 04-01 SPECIAL TAX   | 5,000.00       | 0.00          | 0.00         | 0.00                        | 5,000.00         | 23,344.49     |
| 15475 SDCFPD CFD 04-01 SPECIAL  | 95475 SDCFPD CFD 04-01 SPECIAL TAX   | 0.00           | 0.00          | 0.00         | 0.00                        | 0.00             | 155.07        |
| 15476 SDCFPD EOM CFD 9-1 SPCL   | 95476 SDCFPD EOM CFD 09-01 SPECIAL   | 0.00           | 0.00          | 0.00         | 0.00                        | 0.00             | 17,105.21     |
| 15477 SDCFPD EOM CFD 9-1 SPCL   | 95477 SDCFPD EOM CFD 09-01 SPECIAL   | 2,100,000.00   | 37,192.68     | 0.00         | 37,192.68                   | 2,062,807.32     | 1,609,614.48  |
| 15478 PIPER OTAY CFD 22-01 TAX  | 95478 PIPER OTAY CFD 22-01 TAX A     | 26,868.00      | 6,040.20      | 6,000.00     | 12,040.20                   | 14,767.80        | 26,145.50     |
| 15479 PIPER OTAY CFD 22-01 TAX  | 95479 PIPER OTAY CFD 22-01 TAX B     | 16,320.00      | 0.00          | 0.00         | 0.00                        | 16,320.00        | 16,727.89     |
| 15480 SDCFPD BORREGO CFD 14-1   | 95480 SDCFPD BORREGO CFD 14-1 SPCL   | 0.00           | 0.00          | 0.00         | 0.00                        | 0.00             | 26,048.77     |
| 15720 PRD 1003 ALAMO WAY        | 97029 PRD 1003 ALAMO WAY 97029       | 0.00           | 0.00          | 0.00         | 0.00                        | 0.00             | 22.56         |
| 15740 PRD 1005 EDEN VALLEY LAN  | 97033 PRD 1005 EDEN VALLEY 97033     | 121,145.00     | 4,816.63      | 8,151.90     | 10,968.53                   | 110,176.47       | 11,392.77     |
| 15765 PRD 1008 CANTER 97038     | 97038 PRD 1008 CANTER 97038          | 21,995.00      | 4,933.21      | 1,318.41     | 6,251.62                    | 15,743.38        | 6,414.57      |
| 15774 PRD 1000 ZN1010 ALPINE H  | 97042 PRD 1000 ALPINE HIGHLANDS ZN1  | 192,143.00     | 21,958.92     | 2,742.58     | 24,701.48                   | 167,441.52       | 50,978.24     |
| 15775 PRD 1000 ZN1011 LA CUEST  | 97040 PRD 1011 LA CUESTA ZN1011      | 120,804.00     | 6,142.00      | 3,114.39     | 9,256.39                    | 111,547.61       | 12,898.88     |
| 15776 PRD 1000 ZN1012 MILLAR 9  | 97041 PRD 1012 MILLAR ZN1012         | 104,801.00     | 12,247.61     | 7,008.07     | 19,255.68                   | 85,545.32        | 11,719.34     |
| 15777 PRD 1013 SINGING TRAILS   | 97043 PRD 1013 SINGING TRAILS        | 85,169.00      | 7,720.40      | 8,697.65     | 14,418.05                   | 70,751.95        | 15,344.39     |
| 15778 PRD 1014 LAVENDER PT LAN  | 97044 PRD 1014 LAVENDER PT LANE      | 41,558.00      | 4,413.07      | 3,930.38     | 8,343.45                    | 33,214.55        | 7,897.60      |
| 15779 PRD 1015 LANDAVO DRIVE E  | 97045 PRD 1015 LANDAVO DRIVE ET AL   | 108,989.00     | 8,702.23      | 759.57       | 9,461.80                    | 97,527.20        | 17,193.37     |
| 15780 PRD 1016 EL SERENO WAY    | 97046 PRD 1016 EL SERENO WAY         | 9,000.00       | 0.00          | 0.00         | 0.00                        | 9,000.00         | 35,398.34     |
| 15781 PRD 1017 KALBAUGH-HALEY-  | 97047 PRD 1017 KALBAUGH-HALEY-TOUB   | 82,283.00      | 31,331.55     | 11,733.15    | 43,064.70                   | 39,218.30        | 36,369.24     |
| 15850 SURVEY MONUMENT PRESRVAT  | 67250 DPW SURVEY REMONUMENT FD       | 175,000.00     | 0.00          | 15,000.00    | 15,000.00                   | 160,000.00       | 72,260.00     |
| 15890 SPECIAL AVIATION          | 68355 BORREGO                        | 20,000.00      | 10,000.00     | 10,000.00    | 20,000.00                   | 0.00             |               |
| 15890 SPECIAL AVIATION          | 68360 GILLESPIE                      | 0.00           | 0.00          | 0.00         | 0.00                        | 0.00             | 245.72        |
| 15890 SPECIAL AVIATION          | 68365 JACUMBA                        | 20,000.00      | 10,000.00     | 10,000.00    | 20,000.00                   | 0.00             |               |
| 15890 SPECIAL AVIATION          | 68370 OCOTILLO                       | 20,000.00      | 10,000.00     | 10,000.00    | 20,000.00                   | 0.00             |               |
| 15890 SPECIAL AVIATION          | 68385 FALLBROOK                      | 20,000.00      | 10,000.00     | 10,000.00    | 20,000.00                   | 0.00             |               |
| 15910 COSD FISH AND GAME PROPA  | 62900 FISH AND GAME PROPAGATION      | 46,000.00      | 40,500.00     | 0.00         | 40,500.00                   | 5,500.00         | 25,228.82     |
| 17050 CSAP REDEV OBLIG REF      | 97900 SUCCESSOR AGENCY               | 2,471,942.00   | 2,385,584.48  | 0.00         | 2,385,584.48                | 86,357.52        | 323,239.23    |
| 21000 PENSION OBLIGATION BONDS  | 72500 PENSION BOND OBLIG PMTS        | 81,495,400.00  | 81,417,107.90 | 0.00         | 81,417,107.90               | 78,292.10        | 64,754,066.58 |
| 21625 SANCAL2019 REV JUST FAC   | 96205 SANCAL2019 REV JUST FAC REF    | 0.00           | 1,956,696.96  | 0.00         | 1,956,696.96                | (1,956,696.96)   | 1,910,420.91  |
| 21626 SANCAL2019 ADMIN JUST FA  | 96206 SANCAL2019 ADMIN JUST FAC REF  | 0.00           | 2,807.06      | 0.00         | 2,807.06                    | (2,807.06)       | 56.93         |
| 21627 SANCAL2019 DS JUSTICE FA  | 96207 SANCAL 2019 DEBT JUST FAC REF  | 0.00           | 1,937,250.00  | 0.00         | 1,937,250.00                | (1,937,250.00)   | 1,937,250.00  |

PERIODIC FINANCIAL STATEMENT - SCHEDULE OF REVENUES AND EXPENDITURES BY FUND AND ORGANIZATIONAL UNIT - GL041

Date 05-MAY-2026 15:33:57

COSD  
Current Period APR-26

Currency USD  
No specific FUND requested

| FUND                            | ORG                                  | REVISED BUDGET | EXPENDITURES  | ENCUMBRANCES | EXPENDITURES & ENCUMBRANCES | REMAINING BUDGET | REVENUE       |
|---------------------------------|--------------------------------------|----------------|---------------|--------------|-----------------------------|------------------|---------------|
| 21628 SANCAL2019 INV ERNG JST   | 96208 SANCAL2019 INV ERNG JST FC RE  | 0.00           | 36,714.55     | 0.00         | 36,714.55                   | (36,714.55)      | 20,100.09     |
| 21629 SANCAL2019 EXC ERNG JST   | 96209 SANCAL2019 EXC ERNG JST FC RE  | 0.00           | 2,408.68      | 0.00         | 2,408.68                    | (2,408.68)       | 44.99         |
| 21633 SANCAL2020 ADMIN WATERFR  | 96213 SANCAL2020 ADMIN WATERFRONT R  | 0.00           | 3,324.01      | 0.00         | 3,324.01                    | (3,324.01)       | 324.01        |
| 21634 SANCAL2020 DS WATERFRONT  | 96214 SANCAL2020 DS WATERFRONT REF   | 0.00           | 1,430,087.50  | 0.00         | 1,430,087.50                | (1,430,087.50)   | 1,430,087.50  |
| 21635 SANCAL2020 INV ERNG WATE  | 96215 SANCAL2020 INV ERNG WATERFRON  | 0.00           | 22,972.39     | 0.00         | 22,972.39                   | (22,972.39)      | 21,118.21     |
| 21637 SANCAL2020 REV WATERFRON  | 96217 SANCAL2020 REV WATERFRONT REF  | 0.00           | 1,450,274.35  | 0.00         | 1,450,274.35                | (1,450,274.35)   | 1,444,388.12  |
| 21838 SANCAL2020 ADMIN CEDAR KT | 96218 SANCAL2020 ADMIN CEDAR KTTNR R | 0.00           | 2,164.67      | 0.00         | 2,164.67                    | (2,164.67)       | 414.67        |
| 21839 SANCAL2020 DS CEDAR KTTN  | 96219 SANCAL2020 DS CEDAR KTTNR REF  | 0.00           | 1,450,073.76  | 0.00         | 1,450,073.76                | (1,450,073.76)   | 1,450,073.76  |
| 21840 SANCAL2020 INV ERNG CEDA  | 96220 SANCAL2020 INV ERNG CEDAR KTT  | 0.00           | 0.00          | 0.00         | 0.00                        | 0.00             | 21,438.53     |
| 21841 SANCAL2020 REV CEDAR KTT  | 96221 SANCAL2020 REV CEDAR KTTNR RE  | 0.00           | 1,468,654.38  | 0.00         | 1,468,654.38                | (1,468,654.38)   | 1,468,654.38  |
| 21851 SANCAL2021 YTC COPS BASE  | 96251 SANCAL2021 YTC COPS BASE RENT  | 0.00           | 3,237,808.94  | 0.00         | 3,237,808.94                | (3,237,808.94)   | 3,220,994.62  |
| 21852 SANCAL2021 YTC COPS DEBT  | 96252 SANCAL2021 YTC COPS DEBT SVC   | 0.00           | 3,202,750.00  | 0.00         | 3,202,750.00                | (3,202,750.00)   | 3,183,487.99  |
| 21853 SANCAL2021 YTC COPS ADMI  | 96253 SANCAL2021 YTC COPS ADMIN      | 0.00           | 3,259.72      | 0.00         | 3,259.72                    | (3,259.72)       | 259.72        |
| 21855 SANCAL2021 YTC COPS INV   | 96255 SANCAL2021 YTC COPS INV EARN   | 0.00           | 61,686.21     | 0.00         | 61,686.21                   | (61,686.21)      | 56,340.05     |
| 21856 SANCAL2021 YTC COPS EXC   | 96256 SANCAL2021 YTC COPS EXC EARN   | 0.00           | 971.82        | 0.00         | 971.82                      | (971.82)         | 122.82        |
| 21858 SANCAL 2023 CPH LAB PROJ  | 96258 SANCAL 2023 CPH LAB PROJECT    | 0.00           | 23,588,496.64 | 0.00         | 23,588,496.64               | (23,588,496.64)  | 577,970.66    |
| 21859 SANCAL 2023 CPH LAB BASE  | 96259 SANCAL 2023 CPH LAB BASE RENT  | 0.00           | 2,708,980.52  | 0.00         | 2,708,980.52                | (2,708,980.52)   | 4,362,779.13  |
| 21860 SANCAL 2023 CPH LAB DS F  | 96260 SANCAL 2023 CPH LAB DS FUND    | 0.00           | 8,045,500.00  | 0.00         | 8,045,500.00                | (8,045,500.00)   | 8,045,500.00  |
| 21861 SANCAL 2023 CPH LAB ADMI  | 96261 SANCAL 2023 CPH LAB ADMIN FUN  | 0.00           | 4,500.00      | 0.00         | 4,500.00                    | (4,500.00)       | 540.02        |
| 21862 SANCAL 2023 CPH LAB CAP   | 96262 SANCAL 2023 CPH LAB CAP INT    | 0.00           | 8,045,498.83  | 0.00         | 8,045,498.83                | (8,045,498.83)   | 450,424.24    |
| 21863 SANCAL 2023 CPH LAB INV   | 96263 SANCAL 2023 CPH LAB INV EARN   | 0.00           | 863.98        | 0.00         | 863.98                      | (863.98)         | 19.85         |
| 21864 SANCAL 2023 CPH LAB EXS   | 96264 SANCAL 2023 CPH LAB EXS EARN   | 0.00           | 0.00          | 0.00         | 0.00                        | 0.00             | 2,709,007.94  |
| 21866 SANCAL 2024 EDGEMOOR REF  | 96279 SANCAL 2024 EDGEMOOR REF BASE  | 0.00           | 7,111,257.21  | 0.00         | 7,111,257.21                | (7,111,257.21)   | 7,140,277.28  |
| 21867 SANCAL 2024 EDGEMOOR REF  | 96280 SANCAL 2024 EDGEMOOR REF DS F  | 0.00           | 7,029,125.00  | 0.00         | 7,029,125.00                | (7,029,125.00)   | 7,029,125.00  |
| 21868 SANCAL 2024 EDGEMOOR REF  | 96281 SANCAL 2024 EDGEMOOR REF ADMI  | 0.00           | 656.53        | 0.00         | 656.53                      | (656.53)         | 656.53        |
| 21870 SANCAL 2024 EDGEMOOR REF  | 96282 SANCAL 2024 EDGEMOOR REF INV   | 0.00           | 29,602.47     | 0.00         | 29,602.47                   | (29,602.47)      | 84,429.19     |
| 21872 SANCAL 2025 COC REF ADMI  | 96276 SANCAL 2025 COC REF ADMIN      | 0.00           | 149.68        | 0.00         | 149.68                      | (149.68)         | 20,149.68     |
| 21873 SANCAL 2025 COC REF BASE  | 96285 SANCAL 2025 COC REF BASE RENT  | 0.00           | 1,879,525.88  | 0.00         | 1,879,525.88                | (1,879,525.88)   | 1,868,256.24  |
| 21874 SANCAL 2025 COC REF COI   | 96286 SANCAL 2025 COC REF COI FUND   | 0.00           | 458,726.77    | 0.00         | 458,726.77                  | (458,726.77)     | 458,726.77    |
| 21875 SANCAL 2025 COC REF DS F  | 96287 SANCAL 2025 COC REF DS FUND    | 0.00           | 62,858,480.28 | 0.00         | 62,858,480.28               | (62,858,480.28)  | 62,858,460.28 |
| 21877 SANCAL 2025 COC REF INV   | 96289 SANCAL 2025 COC REF INV EARN   | 0.00           | 0.00          | 0.00         | 0.00                        | 0.00             | 301,781.20    |
| 21680 SANCAL 2026 MULTI COI FU  | 96352 SANCAL 2026 MULTI COI FUND     | 0.00           | 645,907.92    | 0.00         | 645,907.92                  | (645,907.92)     | 683,058.23    |
| 21884 SANCAL 2026 MULTI MAJ MA  | 96356 SANCAL 2026 MULTI MAJ MAINT    | 0.00           | 0.00          | 0.00         | 0.00                        | 0.00             | 7,561,662.71  |
| 21885 SANCAL 2026 MULTI CAP PR  | 96357 SANCAL 2026 MULTI CAP PROJECT  | 0.00           | 32,768,385.00 | 0.00         | 32,768,385.00               | (32,768,385.00)  | 68,169,663.74 |
| 22350 TOBACCO SECRTZN CORP S R  | 96300 TOBACCO ASSET SECRTZN SR       | 0.00           | 7,205,271.54  | 0.00         | 7,205,271.54                | (7,205,271.54)   | 26,577,708.77 |
| 22351 TOBACCO COLLECTION AT S   | 96301 TOBACCO COLLECTION SR          | 0.00           | (209,781.98)  | 0.00         | (209,781.98)                | 209,781.98       | 6,999,875.00  |
| 22370 06 TOBACCO SR DEBT SERV   | 96320 06 TOBACCO SR DEBT SERVICE     | 0.00           | 6,999,875.00  | 0.00         | 6,999,875.00                | (6,999,875.00)   | 6,999,875.00  |
| 22391 2019 TOB OPERATING        | 96341 2019 TOB OPERATING             | 0.00           | 209,787.06    | 0.00         | 209,787.06                  | (209,787.06)     | 8,563.04      |
| 22392 2019 TOB OPERATING CONTI  | 96342 2019 TOB OPERATING CONTINGENC  | 0.00           | 8,577.94      | 0.00         | 8,577.94                    | (8,577.94)       | 8,577.94      |
| 23210 CSAF GF DEBT SERVICE      | 96425 CSAF GF DEBT SERVICE           | 1,885,070.00   | 1,623,296.25  | 0.00         | 1,623,296.25                | 61,813.75        | 1,863,841.87  |
| 23211 CSAF GF INTEREST ACCT     | 96426 CSAF GF INTEREST ACCT          | 145,070.00     | 83,256.25     | 0.00         | 83,256.25                   | 61,813.75        | 83,256.25     |
| 23212 CSAF GF PRINCIPAL ACCT    | 96427 CSAF GF PRINCIPAL ACCT         | 755,000.00     | 755,000.00    | 0.00         | 755,000.00                  | 0.00             | 755,000.00    |
| 23213 CSAF GF DEBT SER RESERVE  | 96428 CSAF GF DEBT SER RESERVE       | 305,000.00     | 280,873.51    | 0.00         | 280,873.51                  | 24,126.49        | 29,099.43     |
| 23214 CSAF GF TURBO REDEMPTION  | 96429 CSAF GF TURBO REDEMPTION       | 785,000.00     | 785,000.00    | 0.00         | 785,000.00                  | 0.00             | 785,000.00    |
| 25011 SDRBA 2016 COC REVENUE    | 69001 SDRBA 2016 COC REVENUE         | 0.00           | 8,366,489.73  | 0.00         | 8,366,489.73                | (8,366,489.73)   | 8,024,336.87  |
| 25012 SDRBA 2016 COC ADMIN      | 69002 SDRBA 2016 COC ADMIN           | 0.00           | 843.31        | 0.00         | 843.31                      | (843.31)         | 5.93          |
| 25014 SDRBA 2016 COC RESERVE    | 69004 SDRBA 2016 COC RESERVE         | 0.00           | 4,178,000.00  | 0.00         | 4,178,000.00                | (4,178,000.00)   | 0.00          |
| 25015 SDRBA 2016 COC INVESTMEN  | 69005 SDRBA 2016 COC INV EARNINGS    | 0.00           | 244,626.11    | 0.00         | 244,626.11                  | (244,626.11)     | 16,981.00     |
| 26000 CAPITAL OUTLAY FUND       | 7397C COFD7397 SANTA YSABEL NATURE   | 28,031.22      | 0.00          | 28,031.22    | 28,031.22                   | 0.00             | 0.00          |
| 26000 CAPITAL OUTLAY FUND       | 7488C COFD7488 RAMONA GRASSLANDS PH  | 148,584.03     | 31,898.25     | 73,671.40    | 105,369.85                  | 41,214.38        | 31,698.25     |
| 26000 CAPITAL OUTLAY FUND       | 7494C COFD7494 LINDO LAKE IMPROVEME  | 437,820.88     | 73,810.77     | 114,086.81   | 187,897.58                  | 249,923.30       | 73,810.77     |

PERIODIC FINANCIAL STATEMENT - SCHEDULE OF REVENUES AND EXPENDITURES BY FUND AND ORGANIZATIONAL UNIT - GL041

Date 05-MAY-2026 15:33:57

COSD  
Current Period APR-26

Currency: USD  
No specific FUND requested

| FUND                      | ORG                                  | REVISED BUDGET | EXPENDITURES  | ENCUMBRANCES  | EXPENDITURES & ENCUMBRANCES | REMAINING BUDGET | REVENUE       |
|---------------------------|--------------------------------------|----------------|---------------|---------------|-----------------------------|------------------|---------------|
| 26000 CAPITAL OUTLAY FUND | 7503C COFD7503 SAN LUIS REY LAND IM  | 114,590 67     | 0 00          | 0 00          | 0 00                        | 114,590 67       |               |
| 26000 CAPITAL OUTLAY FUND | 7510C COFD7510 SOUTH COUNTY ANIMAL   | 24,282,742 29  | 12,206,500 60 | 11,369,506 00 | 23,578,006 60               | 706,735 48       | 11,009,861 87 |
| 26000 CAPITAL OUTLAY FUND | 7511C COFD7511 SR76 MIDDLE PROJECT   | 205,510 48     | 0 00          | 13,638 75     | 13,638 75                   | 191,873 73       |               |
| 26000 CAPITAL OUTLAY FUND | 7514C COFD7514 LAKESIDE EQUESTRIAN   | 292,290 64     | 42,518 45     | 27,866 07     | 70,384 52                   | 221,906 12       | 41,876 53     |
| 26000 CAPITAL OUTLAY FUND | 7526C COFD7526 PALOMAR MOUNTAIN FIR  | 190,602 98     | 183,527 78    | 0 00          | 183,527 78                  | 7,075 20         | 183,527 78    |
| 26000 CAPITAL OUTLAY FUND | 7530C COFD7530 FY17-18 PARKS PLAYGR  | 1,806,503 24   | 560,467 60    | 1,194,565 18  | 1,755,032 78                | 51,470 46        | 526,462 77    |
| 26000 CAPITAL OUTLAY FUND | 7533C COFD7533 OTAY LAKES PARK SEWE  | 884,734 27     | 25,928 84     | 277,579 23    | 303,508 07                  | 561,226 20       | 17,739 54     |
| 26000 CAPITAL OUTLAY FUND | 7536C COFD7536 LAMAR PLAYGROUND SHA  | 78,904 51      | 0 00          | 7,625 21      | 7,625 21                    | 71,279 30        |               |
| 26000 CAPITAL OUTLAY FUND | 7537C COFD7537 HILTON HEAD PLAYGROU  | 98,066 76      | 0 00          | 7,240 80      | 7,240 80                    | 90,825 96        |               |
| 26000 CAPITAL OUTLAY FUND | 7538C COFD7538 FLINN SPRINGS PLAYGR  | 132,929 06     | 0 00          | 11,254 80     | 11,254 80                   | 121,674 26       |               |
| 26000 CAPITAL OUTLAY FUND | 7539C COFD7539 STEELE CANYON PLAYGR  | 129,843 07     | 0 00          | 15,390 76     | 15,390 76                   | 114,452 31       |               |
| 26000 CAPITAL OUTLAY FUND | 7543C COFD7543 COUNTY ADMINIST RATIO | 37,874,470 75  | 15,452,213 52 | 19,425,651 43 | 34,877,864 95               | 2,996,605 80     | 15,387,006 25 |
| 26000 CAPITAL OUTLAY FUND | 7549C COFD7549 SWEETWATER REG PK CO  | 4,397 84       | 0 00          | 4,000 00      | 4,000 00                    | 397 84           |               |
| 26000 CAPITAL OUTLAY FUND | 7557C COFD7557 BORRREGO SPRINGS SHAD | 118,262 00     | 10,015 98     | 109,520 95    | 115,536 93                  | 725 07           | 10,015 98     |
| 26000 CAPITAL OUTLAY FUND | 7559C COFD7559 SLRRP MOOSA ACTIVE R  | 28,317,737 32  | 3,460,325 60  | 19,854,322 62 | 23,414,648 22               | 4,903,089 10     | 3,367,478 47  |
| 26000 CAPITAL OUTLAY FUND | 7560C COFD7560 SLRRP DULINE ROAD AC  | 559,651 45     | 0 00          | 60,709 24     | 60,709 24                   | 478,942 21       |               |
| 26000 CAPITAL OUTLAY FUND | 7561C COFD7561 ALPINE LOCAL PARK AC  | 17,500,416 22  | 68,841 67     | 520,201 47    | 589,042 54                  | 16,911,373 68    | 46,032 28     |
| 26000 CAPITAL OUTLAY FUND | 7562C COFD7562 SAN DIEGUITO PLAYGRO  | 83,912 68      | 0 00          | 0 00          | 0 00                        | 83,912 68        |               |
| 26000 CAPITAL OUTLAY FUND | 7563C COFD7563 PATRIOT PARK PLAYGRO  | 83,469 61      | 0 00          | 0 00          | 0 00                        | 83,469 61        |               |
| 26000 CAPITAL OUTLAY FUND | 7564C COFD7564 LIBERTY PARK PLAYGRO  | 83,923 67      | 0 00          | 10,000 00     | 10,000 00                   | 73,923 67        |               |
| 26000 CAPITAL OUTLAY FUND | 7565C COFD7565 DOS PICOS PARK PLAYG  | 357,189 73     | 0 00          | 335,769 56    | 335,769 56                  | 21,420 17        |               |
| 26000 CAPITAL OUTLAY FUND | 7566C COFD7566 HEISE PARK PLAYGROUN  | 301,890 39     | 119,993 58    | 171,138 66    | 291,132 22                  | 10,758 17        | 119,993 56    |
| 26000 CAPITAL OUTLAY FUND | 7567C COFD7567 SYCUAN KUMEYAA YILA   | 2,922,626 40   | 3,438 28      | 479,726 63    | 483,164 91                  | 2,439,461 49     | 3,438 28      |
| 26000 CAPITAL OUTLAY FUND | 7568C COFD7568 STELZER PRK RANGER S  | 20,791 76      | 18,082 82     | 1,333 72      | 19,416 54                   | 1,375 22         | 18,082 82     |
| 26000 CAPITAL OUTLAY FUND | 7570C COFD7570 JESS MARTIN PARK WAT  | 3,568 75       | 3,356 42      | 43 58         | 3,400 00                    | 168 75           |               |
| 26000 CAPITAL OUTLAY FUND | 7571C COFD7571 LINDO LAKE PHOTOVOLT  | 82,527 19      | 64,043 61     | 8,110 95      | 70,154 56                   | 12,372 63        | 58,989 01     |
| 26000 CAPITAL OUTLAY FUND | 7572C COFD7572 SYCAMORE CANYON TRAJ  | 3,823,068 92   | 111,791 29    | 536,848 20    | 648,639 49                  | 3,174,429 43     | 111,791 29    |
| 26000 CAPITAL OUTLAY FUND | 7573C COFD7573 QUAIJOWIE COUNTY PARK | 49,947 48      | 19,821 90     | 25,455 54     | 45,077 44                   | 4,869 04         | 19,821 90     |
| 26000 CAPITAL OUTLAY FUND | 7574C COFD7574 SAGE HILL STAGING AR  | 591,284 94     | 50,515 71     | 117,059 80    | 167,575 51                  | 423,709 43       | 50,515 71     |
| 26000 CAPITAL OUTLAY FUND | 7575C COFD7575 OTAY LAKES PARK PRIM  | 750,000 00     | 0 00          | 0 00          | 0 00                        | 750,000 00       |               |
| 26000 CAPITAL OUTLAY FUND | 7578C COFD7578 OLD IRONSIDE PARK VO  | 4,443 18       | 3,274 55      | 1,164 45      | 4,439 00                    | 4 18             | 3,274 55      |
| 26000 CAPITAL OUTLAY FUND | 7634C COFD7634 MT WOODSON ACO AND P  | 1,104,250 23   | 702,056 98    | 320,750 76    | 1,022,807 72                | 81,442 51        | 700,711 47    |
| 26000 CAPITAL OUTLAY FUND | 7688C COFD7688 CALAVO PARK           | 17,751,662 23  | 3,887,907 91  | 13,828,107 82 | 17,716,015 73               | 35,646 50        | 3,177,899 00  |
| 26000 CAPITAL OUTLAY FUND | 7706C COFD7706 JACUMBA FIRE STN 43   | 16,728,476 56  | 1,124,383 60  | 14,115,919 15 | 15,240,302 75               | 1,489,173 81     | 1,046,166 46  |
| 26000 CAPITAL OUTLAY FUND | 7708C COFD7708 OVRP HERITAGE STAGIN  | 3,383,000 51   | 1,637 40      | 570,773 72    | 572,811 12                  | 2,810,389 39     | 1,637 40      |
| 26000 CAPITAL OUTLAY FUND | 7709C COFD7709 SR94 SAFE PASSAGE     | 825,407 96     | 3,898 73      | 28,303 76     | 32,202 49                   | 793,205 47       | 3,898 73      |
| 26000 CAPITAL OUTLAY FUND | 7710C COFD7710 LAKESIDE BSEBL PK S   | 112,821 51     | 111,884 87    | 96 43         | 111,981 30                  | 940 21           | 111,884 87    |
| 26000 CAPITAL OUTLAY FUND | 7711C COFD7711 POTTS TRAILS          | 657,280 51     | 418,412 60    | 55,228 50     | 474,641 10                  | 182,639 41       | 67,579 58     |
| 26000 CAPITAL OUTLAY FUND | 7712C COFD7712 LONNY BREWER PARK LE  | 73,065 09      | 0 00          | 70,820 05     | 70,820 05                   | 2,445 04         |               |
| 26000 CAPITAL OUTLAY FUND | 7713C COFD7713 OTAY LAKES COUNTY PK  | 1,000,000 00   | 0 00          | 0 00          | 0 00                        | 1,000,000 00     |               |
| 26000 CAPITAL OUTLAY FUND | 7714C COFD7714 SANTA YSABEL EAST WE  | 939,012 67     | 18,333 08     | 159,856 20    | 177,889 28                  | 761,023 39       | 18,153 52     |
| 26000 CAPITAL OUTLAY FUND | 7715C COFD7715 SWEETWATER LP TRAIL   | 4,014,099 73   | 194,940 45    | 715,452 50    | 910,392 95                  | 3,103,706 78     | 169,121 48    |
| 26000 CAPITAL OUTLAY FUND | 7717C COFD7717 FALLBROOK LOCAL PARK  | 2,045,974 89   | 1,438,236 35  | 60,874 03     | 1,499,110 38                | 546,864 51       | 1,437,581 44  |
| 26000 CAPITAL OUTLAY FUND | 7718C COFD7718 SAN DIEGUITO LOCAL P  | 4,505,822 00   | 0 00          | 0 00          | 0 00                        | 4,505,822 00     |               |
| 26000 CAPITAL OUTLAY FUND | 7719C COFD7719 TWIN OAKS LOCAL PARK  | 691,790 19     | 0 00          | 0 00          | 0 00                        | 691,790 19       |               |
| 26000 CAPITAL OUTLAY FUND | 7720C COFD7720 EUCALYPTUS CTY PARK   | 119,103 38     | 0 00          | 21,170 00     | 21,170 00                   | 97,933 38        |               |
| 26000 CAPITAL OUTLAY FUND | 7721C COFD7721 GOODLAND ACR CTY PK   | 86,837 12      | 0 00          | 395 25        | 395 25                      | 86,441 87        |               |
| 26000 CAPITAL OUTLAY FUND | 7722C COFD7722 PINE VALLEY CTY PK P  | 147,716 67     | 0 00          | 0 00          | 0 00                        | 147,716 67       |               |
| 26000 CAPITAL OUTLAY FUND | 7723C COFD7723 STEELE CNYN CTY PK    | 164,549 53     | 0 00          | 20,000 00     | 20,000 00                   | 144,549 53       |               |
| 26000 CAPITAL OUTLAY FUND | 7727C COFD7727 LINDO LAKE CTY PK PL  | 455,233 09     | 0 00          | 422,530 27    | 422,530 27                  | 32,702 82        |               |
| 26000 CAPITAL OUTLAY FUND | 7728C COFD7728 DOS PICOS CTY PK SMA  | 228,496 88     | 0 00          | 213,010 84    | 213,010 84                  | 15,486 04        |               |

PERIODIC FINANCIAL STATEMENT - SCHEDULE OF REVENUES AND EXPENDITURES BY FUND AND ORGANIZATIONAL UNIT - GL041

Date 05-MAY-2026 15:33:57

COB  
Current Period APR-26

Currency USD  
No specific FUND requested

| FUND                           | ORG                                     | REVISED BUDGET | EXPENDITURES | ENCUMBRANCES  | EXPENDITURES & ENCUMBRANCES | REMAINING BUDGET | REVENUE      |
|--------------------------------|-----------------------------------------|----------------|--------------|---------------|-----------------------------|------------------|--------------|
| 26000 CAPITAL OUTLAY FUND      | 7729C COFD7729 STEELE CNYN CTY PK P     | 257,500 14     | 0 00         | 233,995 00    | 233,995 00                  | 23,505 14        |              |
| 26000 CAPITAL OUTLAY FUND      | 7731C COFD7731 RICC HNSA FAM RESOUR     | 1,367,455 27   | 141,029 08   | 154,209 04    | 295,238 12                  | 1,072,217 15     | 140,518 18   |
| 26000 CAPITAL OUTLAY FUND      | 7739C COFD7739 SWEETWATER SUMMIT RE     | 318,576 46     | 13,259 90    | 31,613 37     | 45,073 27                   | 273,503 19       | 7,843 30     |
| 26000 CAPITAL OUTLAY FUND      | 7788C COFD7788 HERITAGE PARK BUILDI     | 9,171,658 01   | 253,075 09   | 402,267 02    | 655,342 11                  | 8,516,315 90     | 254,102 19   |
| 26000 CAPITAL OUTLAY FUND      | 7789C COFD7789 VALLEY CENTER PARKS      | 37,258 87      | 37,231 08    | 0 00          | 37,231 08                   | 27 79            | 37,231 08    |
| 26000 CAPITAL OUTLAY FUND      | 7790C COFD7790 BUILDER OAKS PRESERV     | 2,059,961 21   | 0 00         | 14,260 64     | 14,260 64                   | 2,055,700 57     |              |
| 26000 CAPITAL OUTLAY FUND      | 7791C COFD7791 SHEETWATER LAKE COUN     | 1,228,830 11   | 4,093 21     | 99,261 06     | 94,354 27                   | 1,134,481 74     | 3,274 56     |
| 26000 CAPITAL OUTLAY FUND      | 7792C COFD7792 SOUTH LAKE PARK          | 347,164 23     | 36,933 65    | 93,583 99     | 130,497 64                  | 216,666 59       | 36,933 65    |
| 26000 CAPITAL OUTLAY FUND      | 7798C COFD7798 HALL OF JUSTICE          | 12,657,820 69  | 3,423,715 35 | 2,402,073 79  | 5,825,789 14                | 6,832,031 55     | 3,279,443 54 |
| 26000 CAPITAL OUTLAY FUND      | 7805C COFD7805 EL MONTE RIVER VALLE     | 6,192,252 36   | 105,031 61   | 1,250,745 81  | 1,355,777 42                | 4,836,474 94     | 5,069 40     |
| 26000 CAPITAL OUTLAY FUND      | 7836C COFD7836 WATERFRONT PARK ACTI     | 152,352 46     | 9,825 68     | 115,374 32    | 125,000 00                  | 27,352 46        | 3,929 50     |
| 26000 CAPITAL OUTLAY FUND      | 7837C COFD7837 FELICITA COUNTY PARK     | 1,881,407 06   | 114,280 35   | 259,543 25    | 373,823 60                  | 1,507,583 46     | 114,280 35   |
| 26000 CAPITAL OUTLAY FUND      | 7840C COFD7840 OVRP COMMUNITY GARDE     | 950,000 00     | 0 00         | 0 00          | 0 00                        | 950,000 00       |              |
| 26000 CAPITAL OUTLAY FUND      | 7841C COFD7841 DESCANSO FS 45 APPAR     | 134,756 81     | 6,013 68     | 23,986 32     | 30,000 00                   | 104,756 81       | 2,164 93     |
| 26000 CAPITAL OUTLAY FUND      | 7842C COFD7842 T.J.R.V. SMUGGLERS GULCH | 8,737,133 73   | 485,230 65   | 668,240 47    | 1,153,471 12                | 7,583,662 61     | 184,874 07   |
| 26000 CAPITAL OUTLAY FUND      | 7847C COFD7847 LAMAR PARK PARKING L     | 41,005 09      | 163 73       | 0 00          | 163 73                      | 40,841 36        | 163 73       |
| 26000 CAPITAL OUTLAY FUND      | 7848C COFD7848 MIRA MESA EPICENTRE      | 7,738,441 33   | 5,420,547 60 | 2,279,440 14  | 7,699,987 74                | 38,453 59        | 5,420,547 60 |
| 26000 CAPITAL OUTLAY FUND      | 7849C COFD7849 LOS PENASQUITOS CYN      | 1,607,641 25   | 58,144 79    | 231,871 48    | 289,816 27                  | 1,317,824 98     | 58,144 79    |
| 26000 CAPITAL OUTLAY FUND      | 7893C COFD7893 FOOD ACCESS INITIATI     | 8,864 84       | 0 00         | 180 93        | 180 93                      | 8,683 91         | (44,177 77)  |
| 26000 CAPITAL OUTLAY FUND      | 7894C COFD7894 NCRP MAJOR SYSTEMS R     | 1,080,000 00   | 0 00         | 0 00          | 0 00                        | 1,080,000 00     |              |
| 26000 CAPITAL OUTLAY FUND      | 7895C COFD7895 T.J.R.V. SMUGGLERS GULCH | 3,455,839 26   | 50 00        | 0 00          | 50 00                       | 3,455,789 26     |              |
| 26000 CAPITAL OUTLAY FUND      | 7908C COFD7908 LINDO LAKE IMPROVEME     | 21,478,524 83  | 213,429 10   | 962,945 42    | 1,176,374 52                | 20,302,150 31    | 69,206 39    |
| 26000 CAPITAL OUTLAY FUND      | 7909C COFD7909 SLRRP PRADO ACQUISIT     | 20,418 58      | 0 00         | 1,001 76      | 1,001 76                    | 19,416 82        |              |
| 26000 CAPITAL OUTLAY FUND      | 7910C COFD7910 SWEETWATER BIKE SKIL     | 1,949,866 26   | 701,766 51   | 459,752 47    | 1,161,518 98                | 788,347 28       | 613,287 20   |
| 26000 CAPITAL OUTLAY FUND      | 7911C COFD7911 T.J.R.V. ACTIVE RECREAT  | 1,853,296 95   | 71,315 33    | 30,554 26     | 101,869 59                  | 1,751,427 36     | 71,315 33    |
| 26000 CAPITAL OUTLAY FUND      | 7912C COFD7912 LAKESIDE SOCCER FIEL     | 322,780 32     | 0 00         | 0 00          | 0 00                        | 322,780 32       |              |
| 26000 CAPITAL OUTLAY FUND      | 7930C COFD7930 TIJUANA RIVER VALLEY     | 752,709 74     | 352,182 01   | 0 00          | 352,182 01                  | 400,527 73       | 163,954 83   |
| 26000 CAPITAL OUTLAY FUND      | 7966C COFD7966 EOC AND SHF COMMUNIC     | 282 73         | 0 00         | 0 00          | 0 00                        | 282 73           |              |
| 26000 CAPITAL OUTLAY FUND      | 7967C COFD7967 STOWE TRAIL ACQUISIT     | 4,403,750 31   | 78,784 57    | 36,407 41     | 115,191 98                  | 4,288,558 33     | 78,784 57    |
| 26000 CAPITAL OUTLAY FUND      | 7968C COFD7968 SANTA MARIA CREEK GR     | 765,194 77     | 27,076 59    | 127,979 35    | 155,055 94                  | 610,138 83       | 27,076 59    |
| 26000 CAPITAL OUTLAY FUND      | 7969C COFD7969 HIDDEN MEADOWS PARK      | 2,000,000 00   | 0 00         | 0 00          | 0 00                        | 2,000,000 00     |              |
| 26000 CAPITAL OUTLAY FUND      | 7970C COFD7970 CASA DE ORO LIBRARY      | 2,232,883 43   | 12,459 94    | 20,512 27     | 32,972 21                   | 2,199,711 22     | 12,459 94    |
| 26000 CAPITAL OUTLAY FUND      | 7983C COFD7983 BUTTERFIELD RANCH AC     | 1,000,500 00   | 7,375 29     | 112,624 71    | 120,000 00                  | 880,500 00       |              |
| 26000 CAPITAL OUTLAY FUND      | 7993C COFD7993 DICTIONARY HILLS         | 768,367 32     | 46,449 60    | 88,530 94     | 134,980 54                  | 633,386 78       | 45,750 50    |
| 26000 CAPITAL OUTLAY FUND      | 7994C COFD7994 ENCINITAS LANDFILL P     | 1,000,000 00   | 0 00         | 20,000 00     | 20,000 00                   | 980,000 00       |              |
| 26000 CAPITAL OUTLAY FUND      | 7A44C COFD7A44 TJ RIVER VALLEY SPDO     | 1,681,820 92   | 1,616,231 30 | 57,739 46     | 1,673,970 76                | 7,850 16         | 284,988 02   |
| 26000 CAPITAL OUTLAY FUND      | 7A53C COFD7A53 JESS MARTIN CNTY PK      | 416,342 00     | 23,954 32    | 32,944 88     | 56,899 20                   | 359,442 80       | 23,954 32    |
| 26000 CAPITAL OUTLAY FUND      | 7A54C COFD7A54 TJ RIVER VALLEY REPI     | 2,350,000 00   | 0 00         | 0 00          | 0 00                        | 2,350,000 00     |              |
| 26000 CAPITAL OUTLAY FUND      | 7A68C COFD7A68 TIJUANA RIVER VALLEY     | 1,000,000 00   | 0 00         | 0 00          | 0 00                        | 1,000,000 00     |              |
| 26005 MAJOR MAINT CAPITAL OUTL | 7598D MMCOF7598 SDC PSYC HOSPITAL HVA   | 680,751 19     | 321,784 63   | 115,522 64    | 437,287 27                  | 243,463 92       | 319,619 44   |
| 26005 MAJOR MAINT CAPITAL OUTL | 7642D MMCOF7642 GBDP REPLC SECURITY     | 19,763,345 00  | 832,118 31   | 17,463,769 72 | 18,295,888 03               | 1,467,456 97     | 620,276 51   |
| 26005 MAJOR MAINT CAPITAL OUTL | 7688D MMCOF7688 RIDGEHAVEN SHERIFF      | 5,654,372 34   | 4,198,186 74 | 1,243,388 46  | 5,441,573 20                | 212,799 14       | 4,195,088 13 |
| 26005 MAJOR MAINT CAPITAL OUTL | 7699D MMCOF7699 LINDO LAKE PLAYGROU     | 317,830 03     | 0 00         | 301,363 38    | 301,363 38                  | 16,466 65        |              |
| 26005 MAJOR MAINT CAPITAL OUTL | 7761D MMCOF7761 SAN PASCUAL ACADEMY     | 18,385 95      | 0 00         | 0 00          | 0 00                        | 18,385 95        |              |
| 26005 MAJOR MAINT CAPITAL OUTL | 7771D MMCOF7771 POTRERO PARK BACKUP     | 203,758 89     | 75,933 87    | 81,717 84     | 157,651 71                  | 48,107 28        | 75,844 84    |
| 26005 MAJOR MAINT CAPITAL OUTL | 7772D MMCOF7772 WILDERNESS GARDEN P     | 240,930 92     | 0 00         | 45,569 96     | 45,569 96                   | 195,360 96       |              |
| 26005 MAJOR MAINT CAPITAL OUTL | 7780D MMCOF7780 RIDGEHAVEN NEW GENE     | 182,039 46     | 184,153 93   | 3 00          | 184,156 93                  | (2,117 47)       | 174,858 09   |
| 26005 MAJOR MAINT CAPITAL OUTL | 7784D MMCOF7784 SBRC ESCALATOR AND      | 880,694 33     | 12,959 10    | 195,332 68    | 208,291 78                  | 672,402 55       | 12,959 10    |
| 26005 MAJOR MAINT CAPITAL OUTL | 7808D MMCOF7808 EMJDF GENERATOR REP     | 2,145 19       | 2,145 19     | 0 00          | 2,145 19                    | 0 00             |              |
| 26005 MAJOR MAINT CAPITAL OUTL | 7817D MMCOF7817 JESS MARTIN PARK WA     | 8,888 12       | 3,978 60     | 21 40         | 4,000 00                    | 4,888 12         | 2,145 19     |
| 26005 MAJOR MAINT CAPITAL OUTL | 7819D MMCOF7819 VALLECITOS PARK GEN     | 5,593 22       | (6,796 52)   | 4,748 97      | (2,047 55)                  | 7,640 77         | (6,796 52)   |

PERIODIC FINANCIAL STATEMENT - SCHEDULE OF REVENUES AND EXPENDITURES BY FUND AND ORGANIZATIONAL UNIT - GL041

Date 05-MAY-2026 15:33:57

COSD  
Current Period APR-26

Currency: USD  
No specific FUND requested

| FUND                           | ORG                                  | REVISED BUDGET | EXPENDITURES  | ENCUMBRANCES | EXPENDITURES & ENCUMBRANCES | REMAINING BUDGET | REVENUE       |
|--------------------------------|--------------------------------------|----------------|---------------|--------------|-----------------------------|------------------|---------------|
| 26005 MAJOR MAINT CAPITAL OUTL | 7823D MMCOF7823 EMRF CPC REMODEL     | 1,482,478.77   | 100,888.31    | 58,932.76    | 159,821.07                  | 1,322,657.70     | 100,411.60    |
| 26005 MAJOR MAINT CAPITAL OUTL | 7825D MMCOF7825 VDF RECREATION YARD  | 64,048.47      | 20,634.46     | 2,111.65     | 22,746.11                   | 41,302.36        | 20,396.11     |
| 26005 MAJOR MAINT CAPITAL OUTL | 7827D MMCOF7827 SDGJ SEC N EMRGNCY   | 24,867,188.48  | 280,393.70    | 1,160,137.13 | 1,440,530.83                | 23,426,657.65    | 195,337.43    |
| 26005 MAJOR MAINT CAPITAL OUTL | 7829D MMCOF7829 GBDF ROCK SALLY POR  | 3,682,178.85   | 2,324,566.85  | 1,105,829.22 | 3,430,396.07                | 251,780.78       | 2,320,516.84  |
| 26005 MAJOR MAINT CAPITAL OUTL | 7831D MMCOF7831 MENTAL HEALTH SERVI  | 57,338.13      | 0.00          | 0.00         | 0.00                        | 57,338.13        |               |
| 26005 MAJOR MAINT CAPITAL OUTL | 7833D MMCOF7833 MV FRC TI ELIGIBILI  | 452,709.15     | 0.00          | 12,843.44    | 12,843.44                   | 439,865.71       |               |
| 26005 MAJOR MAINT CAPITAL OUTL | 7835D MMCOF7835 SR LWC NATIONAL CIT  | 149,004.01     | 8,200.04      | 0.00         | 8,200.04                    | 140,803.97       | 8,200.04      |
| 26005 MAJOR MAINT CAPITAL OUTL | 7846D MMCOF7846 SOUTH REGION FRC LO  | 53.71          | 53.71         | 0.00         | 53.71                       | 0.00             | 53.71         |
| 26005 MAJOR MAINT CAPITAL OUTL | 7855D MMCOF7855 TOWN CENTER MANOR C  | 357,832.08     | (26,658.23)   | 0.00         | (26,658.23)                 | 384,490.31       | (26,658.23)   |
| 26005 MAJOR MAINT CAPITAL OUTL | 7858D MMCOF7858 EDGEMR CEIL TILES D  | 2,667,062.65   | 49,197.11     | 2,128,753.79 | 2,177,950.90                | 689,111.75       | 2,860.26      |
| 26005 MAJOR MAINT CAPITAL OUTL | 7859D MMCOF7859 EAST CTY MENTAL HEA  | 106,820.85     | 8,166.35      | 0.00         | 8,166.35                    | 98,654.60        | 8,166.35      |
| 26005 MAJOR MAINT CAPITAL OUTL | 7865D MMCOF7865 NORTH CENTRAL MHC W  | 1,072,652.96   | 0.00          | 0.00         | 0.00                        | 1,072,652.96     |               |
| 26005 MAJOR MAINT CAPITAL OUTL | 7868D MMCOF7868 HNSA SEVILLE PLZ RE  | 181,310.62     | 0.00          | 0.00         | 0.00                        | 181,310.62       |               |
| 26005 MAJOR MAINT CAPITAL OUTL | 7867D MMCOF7867 MILLS OFFCE RECONF   | 286,956.32     | (137.65)      | 0.00         | (137.65)                    | 287,096.97       | (137.65)      |
| 26005 MAJOR MAINT CAPITAL OUTL | 7869D MMCOF7869 FALLBROOK FRC SECUR  | 59,334.92      | 13,886.64     | 2,000.00     | 15,886.64                   | 43,448.28        | 13,886.64     |
| 26005 MAJOR MAINT CAPITAL OUTL | 7870D MMCOF7870 CITY HEIGHTS CCWS O  | 241,606.10     | 230,464.27    | 940.17       | 231,404.44                  | 10,201.66        | 226,789.81    |
| 26005 MAJOR MAINT CAPITAL OUTL | 7874D MMCOF7874 JULIAN LIBRARY HVAC  | 855,468.96     | 673,805.17    | 72,199.51    | 746,004.68                  | 109,464.28       | 673,328.48    |
| 26005 MAJOR MAINT CAPITAL OUTL | 7878D MMCOF7878 SWEETWATER BALL FIE  | 548,348.46     | 0.00          | 1,000.00     | 1,000.00                    | 547,348.46       |               |
| 26005 MAJOR MAINT CAPITAL OUTL | 7881D MMCOF7881 GUAJOME PARK GATE A  | 10,620.44      | 0.00          | 2,656.03     | 2,656.03                    | 7,964.41         |               |
| 26005 MAJOR MAINT CAPITAL OUTL | 7882D MMCOF7882 FALLBROOK LIBRARY Z  | 877,003.44     | 151,976.19    | 578,550.37   | 730,526.56                  | 146,476.88       | 148,716.43    |
| 26005 MAJOR MAINT CAPITAL OUTL | 7887D MMCOF7887 JAMUL FIRE STN 36 P  | 2,383.50       | 2,383.50      | 0.00         | 2,383.50                    | 0.00             | 2,383.50      |
| 26005 MAJOR MAINT CAPITAL OUTL | 7890D MMCOF7890 EMJDF EXT PNT WTR H  | 53,343.67      | 953.42        | 7,542.39     | 8,495.81                    | 44,847.86        | 953.42        |
| 26005 MAJOR MAINT CAPITAL OUTL | 7898D MMCOF7898 LCDFF WTR HTR AND SW | 2,261,356.43   | 0.00          | 37,921.89    | 37,921.89                   | 2,223,434.54     |               |
| 26005 MAJOR MAINT CAPITAL OUTL | 7899D MMCOF7899 BRRGO SPRG SHF OFC   | 113,032.32     | 30,550.91     | 0.00         | 30,550.91                   | 82,481.41        | 30,550.91     |
| 26005 MAJOR MAINT CAPITAL OUTL | 7900D MMCOF7900 SD FIRE ARMS TRNING  | 138,120.58     | 127,343.85    | 4,277.47     | 131,621.32                  | 6,499.26         | 127,343.85    |
| 26005 MAJOR MAINT CAPITAL OUTL | 7904D MMCOF7904 ROCK MOUNTAIN HOUSE  | 844.55         | 844.55        | 0.00         | 844.55                      | 0.00             | 844.55        |
| 26005 MAJOR MAINT CAPITAL OUTL | 7905D MMCOF7905 PINE VLY SHF SBSTN   | 5,963.08       | 0.00          | 0.00         | 0.00                        | 5,963.08         |               |
| 26005 MAJOR MAINT CAPITAL OUTL | 7914D MMCOF7914 NEW SPC FOR OFC OF   | 65,549.66      | 0.00          | 0.00         | 0.00                        | 65,549.66        |               |
| 26005 MAJOR MAINT CAPITAL OUTL | 7918D MMCOF7918 HHS VOASW BEHAVIORA  | 21,353,242.83  | 14,145,534.49 | 5,737,217.33 | 19,882,751.81               | 1,450,490.22     | 14,130,213.13 |
| 26005 MAJOR MAINT CAPITAL OUTL | 7919D MMCOF7919 PHPR WAREHOUS TENAN  | 371,132.89     | 84,153.13     | 236,380.54   | 320,533.47                  | 50,599.42        | 84,153.13     |
| 26005 MAJOR MAINT CAPITAL OUTL | 7919D MMCOF7919 SRLWC PUBLIC HEALTH  | 98,178.94      | 0.00          | 0.00         | 0.00                        | 98,178.94        |               |
| 26005 MAJOR MAINT CAPITAL OUTL | 7925D MMCOF7925 VISTA DETENTIN FACIL | 18,167,787.90  | 163,411.39    | 613,485.78   | 776,897.15                  | 18,410,865.75    | 59,066.02     |
| 26005 MAJOR MAINT CAPITAL OUTL | 7926D MMCOF7926 MAGNOLIA SAFE PARKI  | 567,877.44     | 567,877.44    | 0.00         | 567,877.44                  | 0.00             | 567,877.44    |
| 26005 MAJOR MAINT CAPITAL OUTL | 7927D MMCOF7927 BANCROFT SAFE PARKI  | 65,918.78      | 65,918.78     | 0.00         | 65,918.78                   | 0.00             | 65,918.78     |
| 26005 MAJOR MAINT CAPITAL OUTL | 7928D MMCOF7928 RAMONA ROAD STATION  | 336,085.01     | 1,191.76      | 15,218.86    | 16,410.62                   | 319,674.39       | 1,191.76      |
| 26005 MAJOR MAINT CAPITAL OUTL | 7929D MMCOF7929 SAN MARCOS ROAD STA  | 340,207.08     | 2,383.52      | 12,393.54    | 14,777.06                   | 325,430.02       | 1,668.46      |
| 26005 MAJOR MAINT CAPITAL OUTL | 7931D MMCOF7931 CAC WATERFRONT PARK  | 275,180.90     | 149,492.77    | 115,331.38   | 264,824.15                  | 10,356.85        | 148,492.77    |
| 26005 MAJOR MAINT CAPITAL OUTL | 7937D MMCOF7937 4S RANCH LIB HVAC R  | 485,196.12     | 322,052.24    | 81,037.85    | 403,090.09                  | 82,106.03        | 307,755.70    |
| 26005 MAJOR MAINT CAPITAL OUTL | 7940D MMCOF7940 LAKE MORENA DOCK RE  | 743,535.49     | 9,154.78      | 53,715.42    | 62,870.20                   | 680,665.29       | 4,210.62      |
| 26005 MAJOR MAINT CAPITAL OUTL | 7941D MMCOF7941 LAKE MORENA PLAYGRO  | 86,346.56      | 0.00          | 834.26       | 834.26                      | 85,512.30        |               |
| 26005 MAJOR MAINT CAPITAL OUTL | 7943D MMCOF7943 CACTUS PARK REFURBI  | 1,771,965.27   | 1,627,945.90  | 106,889.01   | 1,734,834.91                | 37,130.36        | 1,602,267.49  |
| 26005 MAJOR MAINT CAPITAL OUTL | 7944D MMCOF7944 CACTUS PARK RESTROD  | 2,120,253.49   | 1,158,104.55  | 759,357.55   | 1,917,462.10                | 204,791.39       | 1,156,104.55  |
| 26005 MAJOR MAINT CAPITAL OUTL | 7946D MMCOF7946 STELZER PARK TRAIL   | 13,503.05      | 0.00          | 0.00         | 0.00                        | 13,503.05        |               |
| 26005 MAJOR MAINT CAPITAL OUTL | 7947D MMCOF7947 AGUA CALIENTE PARK   | 578,261.94     | 85,172.88     | 338,910.52   | 424,083.40                  | 152,178.54       | 85,172.88     |
| 26005 MAJOR MAINT CAPITAL OUTL | 7948D MMCOF7948 AGUA CALIENTE PARK   | 285,000.00     | 162,626.98    | 92,989.55    | 255,616.53                  | 8,383.47         | 182,626.98    |
| 26005 MAJOR MAINT CAPITAL OUTL | 7949D MMCOF7949 SPRING VALLEY GYM H  | (530.65)       | (530.65)      | 0.00         | (530.65)                    | 0.00             | (530.65)      |
| 26005 MAJOR MAINT CAPITAL OUTL | 7950D MMCOF7950 JULIAN FS 56 EXT WO  | 304,953.19     | 90,912.48     | 129,728.27   | 220,640.75                  | 84,312.44        | 90,435.78     |
| 26005 MAJOR MAINT CAPITAL OUTL | 7952D MMCOF7952 DEERHORN FS 37 STO   | 302,673.08     | 91,294.41     | 195,870.69   | 287,165.10                  | 15,507.98        | 90,817.71     |
| 26005 MAJOR MAINT CAPITAL OUTL | 7953D MMCOF7953 LAKE MORENA FS 42 E  | 309,562.88     | 90,579.37     | 213,769.24   | 304,348.61                  | 5,214.27         | 90,102.87     |
| 26005 MAJOR MAINT CAPITAL OUTL | 7954D MMCOF7954 INTERMOUNTAIN FS 85  | 59,437.59      | 11,679.27     | 8,374.73     | 20,054.00                   | 38,383.59        | 11,202.57     |
| 26005 MAJOR MAINT CAPITAL OUTL | 7955D MMCOF7955 RANCHITA FS 58 EXT   | 304,458.46     | 90,579.37     | 180,643.28   | 271,222.65                  | 33,235.81        | 90,102.87     |

PERIODIC FINANCIAL STATEMENT - SCHEDULE OF REVENUES AND EXPENDITURES BY FUND AND ORGANIZATIONAL UNIT - GL041

Date 05-MAY-2026 15:33:57

COSD  
Current Period APR-28

Currency USD  
No specific FUND requested

| FUND                           | ORG                                 | REVISED BUDGET | EXPENDITURES | ENCUMBRANCES | EXPENDITURES & ENCUMBRANCES | REMAINING BUDGET | REVENUE      |
|--------------------------------|-------------------------------------|----------------|--------------|--------------|-----------------------------|------------------|--------------|
| 26005 MAJOR MAINT CAPITAL OUTL | 7959D MMCOF7959 EMJDF IBR DELIVERY  | 379,556.61     | 350,562.23   | 6,852.18     | 357,214.39                  | 22,344.22        | 350,562.23   |
| 26005 MAJOR MAINT CAPITAL OUTL | 7960D MMCOF7960 ALPINE SHERIFF STAT | 22,582.80      | 331.10       | 0.00         | 331.10                      | 22,251.70        | 331.10       |
| 26005 MAJOR MAINT CAPITAL OUTL | 7981D MMCOF7981 EO MESA REG FIREARM | 11,102.83      | 484.50       | 4,817.72     | 5,282.22                    | 5,820.61         | 484.50       |
| 26005 MAJOR MAINT CAPITAL OUTL | 7985D MMCOF7985 ASTREA SHF AVIATION | 55,655.22      | 55,655.22    | 0.00         | 55,655.22                   | 0.00             | 55,655.22    |
| 26005 MAJOR MAINT CAPITAL OUTL | 7976D MMCOF7976 AWM HAZARD WAY EV C | 407,737.32     | 338,483.68   | 0.00         | 338,483.68                  | 69,253.64        | 338,483.68   |
| 26005 MAJOR MAINT CAPITAL OUTL | 7978D MMCOF7978 EMOF ELECTRIC VEHIC | 1,011,217.76   | 754,510.10   | 68,437.36    | 822,947.46                  | 188,270.30       | 753,195.47   |
| 26005 MAJOR MAINT CAPITAL OUTL | 7979D MMCOF7979 SAN MARCOS OFFICES  | 239,088.70     | 116,419.24   | 80,720.52    | 197,139.76                  | 41,948.94        | 115,942.54   |
| 26005 MAJOR MAINT CAPITAL OUTL | 7980D MMCOF7980 SOUTH LOT LINE COC  | 320,627.72     | 218,663.86   | 0.00         | 218,663.86                  | 101,963.86       | 218,663.86   |
| 26005 MAJOR MAINT CAPITAL OUTL | 7981D MMCOF7981 CRASH GOLDEN HILL H | 906,254.08     | 119,244.93   | 90,895.78    | 210,140.71                  | 686,114.25       | 219,244.93   |
| 26005 MAJOR MAINT CAPITAL OUTL | 7986D MMCOF7986 HARBISON CANYON FS  | 397,291.60     | 90,221.85    | 302,318.05   | 392,539.90                  | 4,751.70         | 89,745.15    |
| 26005 MAJOR MAINT CAPITAL OUTL | 7987D MMCOF7987 POLUNSKY REPAIRS PH | 4,186,265.89   | 144,547.66   | 268,061.91   | 432,609.57                  | 3,753,656.32     | 82,930.75    |
| 26005 MAJOR MAINT CAPITAL OUTL | 7989D MMCOF7989 EL CAJON FRC EV CHA | 198,987.64     | 88,085.94    | 14,068.02    | 102,183.96                  | 94,803.68        | 88,085.94    |
| 26005 MAJOR MAINT CAPITAL OUTL | 7990D MMCOF7990 EDGEMOOR SNF EV CHA | 198,736.61     | 87,717.32    | 20,534.85    | 108,252.17                  | 88,484.44        | 87,717.32    |
| 26005 MAJOR MAINT CAPITAL OUTL | 7998D MMCOF7998 ENERGY MEASURES IMP | 1,027,091.07   | 389,418.48   | 137,347.77   | 526,766.25                  | 500,324.82       | 3,186.21     |
| 26005 MAJOR MAINT CAPITAL OUTL | 7999D MMCOF7999 EV ROADMAP FOR VARI | 95,000.00      | 0.00         | 0.00         | 0.00                        | 95,000.00        |              |
| 26005 MAJOR MAINT CAPITAL OUTL | 7A02D MMCOF7A02 SOUTH REGION PUBLIC | 494,979.45     | 0.00         | 52,716.35    | 52,716.35                   | 442,263.10       |              |
| 26005 MAJOR MAINT CAPITAL OUTL | 7A03D MMCOF7A03 VISTA LIBRARY SERVI | 77,814.10      | 4,972.59     | 69,969.10    | 74,941.69                   | 2,872.41         | 4,972.59     |
| 26005 MAJOR MAINT CAPITAL OUTL | 7A04D MMCOF7A04 SWTWTR REG PARK ELE | 534,673.30     | 329,937.20   | 138,980.88   | 468,918.08                  | 55,755.22        | 329,937.20   |
| 26005 MAJOR MAINT CAPITAL OUTL | 7A11D MMCOF7A11 DOS PICOS CAMPGROUN | 636,184.34     | 497,348.31   | 35,981.42    | 533,329.73                  | 102,854.61       | 497,348.31   |
| 26005 MAJOR MAINT CAPITAL OUTL | 7A12D MMCOF7A12 DOS PICOS RESTRM UP | 502,745.77     | 312,434.36   | 104,853.33   | 417,287.69                  | 85,458.08        | 312,434.36   |
| 26005 MAJOR MAINT CAPITAL OUTL | 7A14D MMCOF7A14 WILLIAM HEISE PARK  | 198,987.64     | 2,473.03     | 2,526.97     | 5,000.00                    | 191,987.64       | 2,473.03     |
| 26005 MAJOR MAINT CAPITAL OUTL | 7A15D MMCOF7A15 POTRERO PARK RESTRO | 434,218.83     | 660.94       | 52,930.40    | 53,591.34                   | 380,627.49       | 660.94       |
| 26005 MAJOR MAINT CAPITAL OUTL | 7A21D MMCOF7A21 GOODLAND ACRES PARK | 12,854.28      | 9,869.70     | 0.00         | 9,869.70                    | 2,984.58         | 9,869.70     |
| 26005 MAJOR MAINT CAPITAL OUTL | 7A23D MMCOF7A23 AS RANCH SPORTS PRK | 483,654.25     | 471,701.21   | 0.00         | 471,701.21                  | 11,953.04        | 471,701.21   |
| 26005 MAJOR MAINT CAPITAL OUTL | 7A26D MMCOF7A26 LOUIS STELZER COUNT | 500,000.00     | 11,102.10    | 13,897.90    | 25,000.00                   | 475,000.00       | 11,102.10    |
| 26005 MAJOR MAINT CAPITAL OUTL | 7A27D MMCOF7A27 DPR ADA ACCESSIBILI | 955,000.00     | 7,499.98     | 153,373.99   | 179,459.05                  | 794,128.03       | 7,499.98     |
| 26005 MAJOR MAINT CAPITAL OUTL | 7A29D MMCOF7A29 SHELTER VALLEY FS 6 | 293,072.88     | 108,980.76   | 179,459.05   | 286,439.81                  | 8,633.05         | 106,742.41   |
| 26005 MAJOR MAINT CAPITAL OUTL | 7A30D MMCOF7A30 EMJDF IMPROVEMENTS  | 6,995,571.40   | 534,529.84   | 946,004.64   | 1,480,534.48                | 5,515,036.92     | 533,807.87   |
| 26005 MAJOR MAINT CAPITAL OUTL | 7A31D MMCOF7A31 FALLBROOK SUBSTATIO | 727,084.69     | 267,477.60   | 0.00         | 267,477.60                  | 459,607.09       | 267,477.60   |
| 26005 MAJOR MAINT CAPITAL OUTL | 7A33D MMCOF7A33 NCRG VISTA CCTV UPG | 248,508.48     | 188,733.77   | 40,610.25    | 227,344.02                  | 21,164.46        | 188,495.42   |
| 26005 MAJOR MAINT CAPITAL OUTL | 7A34D MMCOF7A34 SDCJ ADA UPGRADE PH | 4,500,000.00   | 1,908,540.14 | 1,166,778.91 | 3,075,319.05                | 1,424,680.95     | 1,899,959.42 |
| 26005 MAJOR MAINT CAPITAL OUTL | 7A35D MMCOF7A35 VALLEY CENTER SUBST | 28,932.01      | 14,042.47    | 0.00         | 14,042.47                   | 14,889.54        | 14,042.47    |
| 26005 MAJOR MAINT CAPITAL OUTL | 7A36D MMCOF7A36 SHERIFFS HQ SITE 60 | 91,983.93      | 36,697.82    | 0.00         | 36,697.82                   | 55,286.11        | 36,697.82    |
| 26005 MAJOR MAINT CAPITAL OUTL | 7A37D MMCOF7A37 MIRAMAR K9 FENCING  | 78,706.48      | 78,706.48    | 0.00         | 78,706.48                   | 0.00             | 78,706.48    |
| 26005 MAJOR MAINT CAPITAL OUTL | 7A39D MMCOF7A39 RANCHITA SUBSTATION | 203,226.42     | 15,388.30    | 56,277.36    | 71,665.66                   | 131,560.76       | 13,370.65    |
| 26005 MAJOR MAINT CAPITAL OUTL | 7A39D MMCOF7A39 COC 5580 HVAC EQUIP | 985,440.38     | 29,383.51    | 256,099.09   | 285,482.60                  | 699,957.78       | 27,498.47    |
| 26005 MAJOR MAINT CAPITAL OUTL | 7A40D MMCOF7A40 LCDRF ADA UPGRADE   | 10,372,710.71  | 436,948.83   | 352,838.87   | 789,787.70                  | 9,582,923.01     | 284,891.08   |
| 26005 MAJOR MAINT CAPITAL OUTL | 7A41D MMCOF7A41 SDCPH PHARMACY RELO | 1,814,576.97   | 40,873.88    | 912,578.50   | 953,252.38                  | 861,324.59       | 37,336.92    |
| 26005 MAJOR MAINT CAPITAL OUTL | 7A42D MMCOF7A42 EAST COUNTY REG CTR | 523,135.73     | 50,306.29    | 0.00         | 50,306.29                   | 472,829.44       | 50,306.29    |
| 26005 MAJOR MAINT CAPITAL OUTL | 7A43D MMCOF7A43 EMJDF UPGRADE CCTV  | 2,479,480.65   | 1,830,957.97 | 29,941.15    | 1,860,899.12                | 618,581.53       | 1,828,574.42 |
| 26005 MAJOR MAINT CAPITAL OUTL | 7A45D MMCOF7A45 TROY SLEEPING CABIN | 10,462,679.66  | 247,369.36   | 9,848,359.97 | 10,095,729.33               | 366,950.33       | 228,322.72   |
| 26005 MAJOR MAINT CAPITAL OUTL | 7A48D MMCOF7A48 EL CAJON FRC CANOPY | 919,843.66     | 72,254.43    | 24,386.60    | 96,641.03                   | 823,202.63       | 71,301.03    |
| 26005 MAJOR MAINT CAPITAL OUTL | 7A47D MMCOF7A47 EAST COUNTY REGIONA | 473,374.91     | 55,539.53    | 23,488.73    | 81,028.26                   | 392,346.65       | 53,871.05    |
| 26005 MAJOR MAINT CAPITAL OUTL | 7A48D MMCOF7A48 NORTH COUNTY ANIMAL | 770,467.22     | 590,451.45   | 127,857.67   | 718,309.12                  | 52,118.10        | 583,102.47   |
| 26005 MAJOR MAINT CAPITAL OUTL | 7A50D MMCOF7A50 REPLACE HVAC UNITS  | 1,497,503.09   | 121,121.31   | 633,473.36   | 754,594.67                  | 742,908.42       | 120,788.82   |
| 26005 MAJOR MAINT CAPITAL OUTL | 7A51D MMCOF7A51 HOJ PARKING LOT GAT | 337,251.19     | 269,592.74   | 36,251.09    | 305,843.83                  | 31,407.36        | 269,592.74   |
| 26005 MAJOR MAINT CAPITAL OUTL | 7A58D MMCOF7A58 RANCHO SD LIBRARY E | 100,000.00     | 10,725.77    | 17,876.23    | 28,602.00                   | 71,398.00        | 10,487.42    |
| 26005 MAJOR MAINT CAPITAL OUTL | 7A59D MMCOF7A59 SBRC SECURITY SYSTE | 8,500,000.00   | 0.00         | 69,598.20    | 69,598.20                   | 8,430,401.80     |              |
| 26005 MAJOR MAINT CAPITAL OUTL | 7A62D MMCOF7A62 COUNTY EV FAST CHAR | 2,778,238.93   | 0.00         | 15,000.00    | 15,000.00                   | 2,763,238.93     |              |
| 26005 MAJOR MAINT CAPITAL OUTL | 7A63D MMCOF7A63 LAS COLINAS DETENT1 | 500,000.00     | 92,069.74    | 99,082.24    | 191,150.98                  | 308,849.02       | 91,115.32    |
| 26005 MAJOR MAINT CAPITAL OUTL | 7A64D MMCOF7A64 GILLESPIE FIELD AIR | 500,000.00     | 0.00         | 0.00         | 0.00                        | 500,000.00       |              |

PERIODIC FINANCIAL STATEMENT - SCHEDULE OF REVENUES AND EXPENDITURES BY FUND AND ORGANIZATIONAL UNIT - GL041

Date 05-MAY-2026 15:33:57

COSO  
Current Period APR-26

Currency USD  
No specific FUND requested

| FUND                           | ORG                                 | REVISED BUDGET | EXPENDITURES   | ENCUMBRANCES   | EXPENDITURES & ENCUMBRANCES | REMAINING BUDGET | REVENUE        |
|--------------------------------|-------------------------------------|----------------|----------------|----------------|-----------------------------|------------------|----------------|
| 26005 MAJOR MAINT CAPITAL OUTL | 7A85D MMCOF7A85 LEMON GROVE FRC SEC | 230,000 00     | 112,655 34     | 86,075 02      | 198,730 36                  | 31,269 64        | 108,364 95     |
| 26005 MAJOR MAINT CAPITAL OUTL | 7A87D MMCOF7A87 IPC WAREHOUSE EXPAN | 1,500,000 00   | 1,908 84       | 179,239 16     | 181,146 00                  | 1,318,854 00     | 476 71         |
| 26015 CAPITAL MSCP ACQUISITION | 7312M KA9500 MULTI-SPECIES CNSRVTN  | 16,749,127 75  | 545,560 89     | 1,340,501 65   | 1,886,062 54                | 14,863,065 21    | 535,591 88     |
| 26025 COUNTY HEALTH COMPLEX    | 7529H COHC7529 SOUTHEAST SAN DIEGO  | 2,920,169 32   | 876,859 30     | 653,018 45     | 1,529,877 75                | 1,390,290 57     | 888,987 54     |
| 26025 COUNTY HEALTH COMPLEX    | 7750H COHC7750 TRI CITY HEALTH DIST | 1,468,538 62   | 847,459 38     | 68,210 17      | 915,669 55                  | 552,869 07       | 841,393 77     |
| 26025 COUNTY HEALTH COMPLEX    | 7798H COHC7798 CENTRAL REGION COMMU | 7,199,811 67   | 40,702 84      | 426,214 56     | 466,917 42                  | 6,722,894 25     | 40,278 64      |
| 26025 COUNTY HEALTH COMPLEX    | 7799H COHC7799 EDGEMOOR PSYCHIATRIC | 22,735,848 69  | 5,368,590 32   | 16,268,272 44  | 21,854,862 78               | 1,080,983 93     | 1,785,433 31   |
| 26025 COUNTY HEALTH COMPLEX    | 7843H COHC7843 EAST REGION CSU AND  | 13,876,049 08  | 9,257,307 67   | 3,125,859 79   | 12,383,166 46               | 1,292,882 60     | 6,623,479 64   |
| 26025 COUNTY HEALTH COMPLEX    | 7844H COHC7844 COUNTY PUBLIC HEALTH | 18,418,595 44  | 9,289,848 22   | 2,343,530 13   | 11,633,378 35               | 4,785,217 09     | 8,821,439 28   |
| 26025 COUNTY HEALTH COMPLEX    | 7920H COHC7920 SAN DIEGO COUNTY PSY | 28,406,006 37  | 491,957 85     | 1,478,629 03   | 1,970,586 98                | 26,525,419 39    | 323,455 63     |
| 26025 COUNTY HEALTH COMPLEX    | 7921H COHC7921 E REGION COMMUNITY B | 863,436 69     | 0 00           | 42,607 70      | 42,607 70                   | 820,829 19       |                |
| 26025 COUNTY HEALTH COMPLEX    | 7A55H COHC7A55 CHILDRENS CRISIS RES | 10,328,856 00  | 257,578 41     | 589,183 26     | 846,761 67                  | 9,482,094 33     | 153,739 63     |
| 26050 JUSTICE FACILITY CONST   | 7497J JFCF7497 REGIONAL COMMUNICATI | 3,288,361 40   | 628,878 65     | 185,186 40     | 814,065 05                  | 2,474,296 35     | 365,834 65     |
| 26050 JUSTICE FACILITY CONST   | 7521J JFCF7521 SAN DIEGO JUVENILE J | 1,033,143 74   | 511,600 05     | 33,803 38      | 544,603 43                  | 488,540 31       | 511,600 05     |
| 26050 JUSTICE FACILITY CONST   | 7971J JFCF7971 RAMONA SHERIFF STATI | 9,606,116 84   | 2,731,493 98   | 3,329,930 57   | 6,061,424 55                | 3,544,692 29     | 2,384,652 92   |
| 26050 JUSTICE FACILITY CONST   | 7972J JFCF7972 VISTA DETENTION FACI | 1,233,245 66   | 404,775 56     | 511,888 85     | 916,642 41                  | 316,603 25       | 383,576 81     |
| 26050 JUSTICE FACILITY CONST   | 7995J JFCF7995 RAMONA FIRE STATION  | 158,930 22     | 0 00           | 75,899 38      | 75,899 38                   | 84,030 84        |                |
| 26050 JUSTICE FACILITY CONST   | 7998J JFCF7998 SAN DIEGO COUNTY FIR | 4,483,130 13   | 90,687 08      | 23,093 95      | 113,781 03                  | 4,369,349 10     | 90,687 08      |
| 26050 JUSTICE FACILITY CONST   | 7A56J JFCF7A56 PROB YOUTH LESS REST | 700,000 00     | 3,714 23       | 46,285 77      | 50,000 00                   | 650,000 00       | 3,714 23       |
| 26075 LIBRARY PROJ CAPITAL OUT | 7505L COLU87505 CASA DE ORO LIBRARY | 16,085,939 52  | 12,345,201 44  | 2,597,572 97   | 14,942,774 41               | 1,143,165 11     | 12,330,766 30  |
| 26075 LIBRARY PROJ CAPITAL OUT | 7509L COLU87509 4S RANCH LIBRARY EX | 3,765,183 12   | 13,058 51      | 1,322,711 66   | 1,335,770 17                | 2,429,412 95     | 13,058 51      |
| 26075 LIBRARY PROJ CAPITAL OUT | 7580L COLU87580 JULIAN LIBRARY COMM | 615,119 25     | 0 00           | 39,744 30      | 39,744 30                   | 575,374 95       |                |
| 26075 LIBRARY PROJ CAPITAL OUT | 7845L COLU87845 EL CAJON BRANCH LJB | 255,707 31     | 6,735 38       | 197,107 85     | 203,843 23                  | 51,864 08        | 6,735 38       |
| 26125 EDGEMOOR DEVELOPMENT     | 7580M EDGEMOOR DEVELOPMENT FUND     | 7,270,005 00   | 7,168,188 96   | 250,473 01     | 7,438,671 97                | (168,666 97)     | 5,821,880 20   |
| 28075 CSAF USDRIP              | 96530 CSAF USDRIP                   | 550,000 00     | 550,000 00     | 0 00           | 550,000 00                  | 0 00             | 550,487 11     |
| 28076 CSAF GF IMPROVEMENT      | 96532 CSAF GF IMPROVEMENT           | 0 00           | 0 00           | 0 00           | 0 00                        | 0 00             | 10 88          |
| 28078 CSAF GF SRF              | 96534 CSAF GF SPECIAL REV FUND      | 1,685,070 00   | 1,580,366 00   | 0 00           | 1,580,366 00                | 104,704 00       | 1,620,005 14   |
| 28079 CSAF GF ADMIN            | 96535 CSAF GF ADMIN                 | 216,872 00     | 216,872 00     | 0 00           | 216,872 00                  | 0 00             | 216,941 23     |
| 28080 CSAF GILLESPIE HOUSING   | 96536 CSAF GILLESPIE HOUSING        | 0 00           | 0 00           | 0 00           | 0 00                        | 0 00             | 9 99           |
| 28081 CSAF USDRIP HOUSING      | 96537 CSAF USDRIP HOUSING           | 0 00           | 0 00           | 0 00           | 0 00                        | 0 00             | 11 16          |
| 30050 AIRPORT ENTERPRISE       | 78350 AIRPORT DIVISION              | 26,014,811 33  | 7,055,760 06   | 2,852,854 01   | 9,908,594 07                | 18,106,017 26    | 3,019,797 79   |
| 30050 AIRPORT ENTERPRISE       | 78351 GILLESPIE FIELD AIRPORT       | 7,153,133 79   | 4,075,096 00   | 842,159 50     | 4,717,255 50                | 2,435,878 29     | 6,785,412 65   |
| 30050 AIRPORT ENTERPRISE       | 76352 PALOMAR AIRPORT               | 9,572,369 98   | 7,267,945 16   | 1,885,159 97   | 9,153,105 15                | 418,264 83       | 4,912,209 77   |
| 30050 AIRPORT ENTERPRISE       | 76353 RAMONA AIRPORT                | 1,985,900 12   | 735,050 32     | 690,099 88     | 1,425,150 20                | 560,749 92       | 461,500 99     |
| 30050 AIRPORT ENTERPRISE       | 76354 BORREGO VALLEY AIRPORT        | 1,783,269 17   | 451,280 87     | 125,177 34     | 576,468 21                  | 1,206,800 96     | 164,535 97     |
| 30050 AIRPORT ENTERPRISE       | 76355 AGUA CALIENTE AIRPORT         | 3,305 61       | 41,621 70      | 775 00         | 42,396 70                   | (39,091 09)      |                |
| 30050 AIRPORT ENTERPRISE       | 76356 FALLBROOK AIRPORT             | 723,427 61     | 545,612 02     | 61,323 00      | 606,935 02                  | 116,492 59       | 619,371 25     |
| 30050 AIRPORT ENTERPRISE       | 76357 JACUMBA AIRSTRIP              | 136,487 27     | 49,714 42      | 20,368 74      | 70,083 16                   | 66,384 11        | 12,163 87      |
| 30050 AIRPORT ENTERPRISE       | 76358 OCOTILLO AIRSTRIP             | 54,871 45      | 15,485 93      | 9,916 11       | 25,402 04                   | 29,469 41        | 10,000 00      |
| 30100 LIQUID WASTE ENTERPRISE  | 76900 OPERATIONS AND MAINTENANCE    | 5,773,799 97   | 3,482,067 28   | 92,591 00      | 3,574,658 28                | 2,199,141 69     | 4,516,932 39   |
| 30100 LIQUID WASTE ENTERPRISE  | 76905 ENGINEERING AND ADMIN         | 5,080,659 73   | 3,957,877 87   | 48,683 94      | 4,006,571 81                | 1,074,087 92     | 3,218,609 58   |
| 30425 CMWMSD-ZONE B (CAMPO HIL | 97290 CAMPO HILLS WATER             | 1,140,813 00   | 567,508 05     | 222,209 33     | 789,717 38                  | 351,095 62       | 801,283 02     |
| 30427 CMWMSD-ZONE A (RANCHO DE | 97297 RANCHO DEL CAMPO WATER        | 2,430,937 50   | 856,539 43     | 212,243 82     | 1,068,783 25                | 1,362,154 25     | 358,878 95     |
| 30429 LIVE OAK SPRINGS WTR SYS | 87298 LIVE OAK SPRINGS WTR SYS CSA  | 3,481,708 87   | 268,243 34     | 318,807 51     | 584,852 82                  | 2,878,856 05     | 254,159 20     |
| 31500 SAN DIEGO COUNTY SANITAT | 97165 SAN DIEGO COUNTY SANITATION D | 91,588,838 71  | 27,114,266 91  | 19,321,131 20  | 46,435,398 11               | 45,153,240 60    | 41,459,587 95  |
| 31550 SHF JAIL STORES COMMISSA | 96400 SHF JAIL STORES COMMISSARY EN | 8,856,936 31   | 5,878,590 46   | 208,679 31     | 6,087,239 77                | 2,769,696 54     | 6,505,093 33   |
| 35500 INFORMATION TECHNOLOGY I | 78550 CHIEF INFO TECH OFFICER       | 233,502,257 19 | 131,125,704 25 | 100,176,940 49 | 231,302,844 74              | 2,199,812 45     | 150,031,668 19 |
| 35500 INFORMATION TECHNOLOGY I | 78552 INNOVATION FUND               | 681,970 00     | 0 00           | 0 00           | 0 00                        | 681,970 00       | 153,373 60     |
| 35525 DPW EQUIP INTERNAL SERV  | 97077 DPW ISF-EQUIPMENT OPERNTNS    | 11,543,784 55  | 8,398,917 24   | 439,681 97     | 8,838,599 21                | 2,707,185 34     | 5,154,927 54   |
| 35550 DPW ISF EQUIP ACQ ROAD F | 97079 DPW ISF-EQUIP ACQ-ROAD FD     | 23,400,979 13  | 2,875,980 38   | 8,158,907 27   | 11,034,867 68               | 12,366,111 47    | 5,528,171 23   |
| 35575 DPW ISF EQUIP ACQ INACTI | 97081 DPW-ISF-INACTIVE WST(GF)      | 513,808 12     | 21,974 87      | 235,931 73     | 257,906 60                  | 255,901 52       | 1,610,765 99   |

PERIODIC FINANCIAL STATEMENT - SCHEDULE OF REVENUES AND EXPENDITURES BY FUND AND ORGANIZATIONAL UNIT - GL041

Date 05-MAY-2026 15:33:57

COSD  
Current Period APR-26

Currency: USD  
No specific FUND requested

| FUND                            | ORG                                 | REVISED BUDGET | EXPENDITURES  | ENCUMBRANCES  | EXPENDITURES & ENCUMBRANCES | REMAINING BUDGET | REVENUE       |
|---------------------------------|-------------------------------------|----------------|---------------|---------------|-----------------------------|------------------|---------------|
| 35625 DPW ISF EQUIP ACQ AIRPOR  | 97085 DPW ISF-EQUIP ACQ-AIRPORT     | 1,058,000.00   | 65,877.03     | 92,741.50     | 158,618.53                  | 899,381.47       | 293,691.78    |
| 35650 DPW ISF EQUIP ACQ GEN FN  | 97087 DPW ISF-EQUIP ACQ-GEN FND     | 252,500.00     | 11,866.81     | 0.00          | 11,866.81                   | 240,633.19       | 19,457.89     |
| 35675 DPW ISF EQUIP ACQ LIQ WS  | 97089 DPW ISF-EQUIP ACQ-LIQ WST     | 5,430,266.00   | 445,499.52    | 1,519,862.05  | 1,065,361.57                | 3,464,904.43     | 1,612,759.72  |
| 35800 PURCHASING ISF            | 81640 DEPARTMENT ADMINISTRATION - D | 1,746,373.00   | 1,549,102.99  | 0.00          | 1,549,102.99                | 197,270.01       | 150,440.72    |
| 35800 PURCHASING ISF            | 81645 PURCHASING                    | 18,661,437.85  | 13,904,241.74 | 818,477.59    | 14,622,719.33               | 4,038,718.52     | 12,120,317.84 |
| 35800 PURCHASING ISF            | 81670 RECORDS MGMT                  | 2,532,583.00   | 1,308,743.24  | 0.00          | 1,308,743.24                | 1,223,839.76     | 1,366,786.00  |
| 36000 EMPLOYEE BENEFITS         | 82400 WORKERS COMPENSATION          | 63,400,684.00  | 41,517,227.18 | 0.00          | 41,517,227.18               | 21,883,456.82    | 51,441,596.88 |
| 36000 EMPLOYEE BENEFITS         | 82405 UNEMPLOYMENT INSURANCE        | 2,950,000.00   | 1,357,274.91  | 0.00          | 1,357,274.91                | 1,592,725.09     | 2,335,887.58  |
| 36025 INSURANCE ISF             | 82500 INSURANCE ISF                 | 14,956,934.00  | 1,141,246.24  | 2,793,000.00  | 3,934,246.24                | 11,024,687.76    | 8,298,711.10  |
| 36050 PUBLIC LIABILITY INSURANC | 82950 PUBLIC LIABILITY ISF          | 86,999,080.00  | 78,901,204.30 | 781.50        | 75,901,965.80               | 11,097,114.20    | 87,678,913.63 |
| 37000 FLEET SERVICES ISF OPER   | 83500 ADMINISTRATION                | 1,904,247.00   | 2,797,833.31  | 12,878.14     | 2,810,711.45                | (906,464.45)     | 219,932.92    |
| 37000 FLEET SERVICES ISF OPER   | 83505 MAINTENANCE                   | 10,300,441.49  | 6,548,504.89  | 179,680.57    | 6,728,185.46                | 3,572,256.03     | 8,974,493.60  |
| 37000 FLEET SERVICES ISF OPER   | 83510 FLEET ISF-POOLED VEHICLES     | 91,890.00      | 57,252.00     | 0.00          | 57,252.00                   | 34,637.92        | 34,220.33     |
| 37000 FLEET SERVICES ISF OPER   | 83520 FLEET MOBILE MAINTENANCE      | 1,526,988.00   | 480,240.31    | 2,573.18      | 482,813.49                  | 1,044,174.51     | 1,042,869.54  |
| 37025 FLEET ISF EQUIP ACQ GENL  | 84100 FLEET ISF - ASSET MANAGE      | 2,805,264.00   | 2,334,597.61  | 6,362.62      | 2,340,960.23                | 264,303.77       | 1,891,731.24  |
| 37025 FLEET ISF EQUIP ACQ GENL  | 84105 FLEET ISF-VEHICLE ACQ         | 68,436,321.82  | 16,549,747.58 | 21,025,407.90 | 37,575,155.48               | 28,861,166.34    | 17,236,689.24 |
| 37050 FLEET ISF MAT SUPP INV    | 84850 FLEET ISF - FUEL ADMIN        | 18,163,653.00  | 9,782,834.11  | 2,374,823.86  | 12,157,657.97               | 6,006,195.03     | 10,319,040.93 |
| 37050 FLEET ISF MAT SUPP INV    | 84855 FLEET ISF-PARTS               | 14,570,843.19  | 8,250,878.79  | 2,127,536.33  | 10,378,415.12               | 4,192,428.07     | 8,410,306.26  |
| 37075 FLEET ISF ACCIDENT REPAI  | 85200 FLEET ISF-ACCIDENT RPR ICP    | 2,235,802.00   | 1,998,691.08  | 0.00          | 1,998,691.08                | 1,169,110.84     | 1,153,696.97  |
| 37600 FACILITIES MGMT INT SVC   | 87450 DCS ADMINISTRATION            | 9,772,368.95   | 6,487,821.51  | 242,434.68    | 6,710,656.19                | 3,062,312.76     |               |
| 37600 FACILITIES MGMT INT SVC   | 87455 INFORMATION SERVICES          | 0.00           | 727.47        | 0.00          | 727.47                      | (727.47)         |               |
| 37600 FACILITIES MGMT INT SVC   | 87485 ENGINEERING-REGION 2          | 0.00           | 53.12         | 0.00          | 53.12                       | (53.12)          |               |
| 37600 FACILITIES MGMT INT SVC   | 87470 ENGINEERING-REGION 3          | 0.00           | 650.18        | 0.00          | 650.18                      | (650.18)         |               |
| 37600 FACILITIES MGMT INT SVC   | 87485 ENGINEERING-CSG               | 13,565,189.20  | 10,368,842.95 | 1,468,910.59  | 11,835,753.54               | 1,729,435.66     | 21,371,560.89 |
| 37600 FACILITIES MGMT INT SVC   | 87490 ENGINEERING-ICP               | 9,521,028.00   | 6,709,124.39  | 0.00          | 6,709,124.39                | 2,811,903.61     | 12,985,029.94 |
| 37600 FACILITIES MGMT INT SVC   | 87520 HEAT VENT AIR COND-CSG        | 1,473,653.00   | 853,631.14    | 0.00          | 853,631.14                  | 620,021.86       | 44,809.37     |
| 37600 FACILITIES MGMT INT SVC   | 87525 HEAT VENT AIR COND-ICP        | 488,736.00     | 356,727.00    | 0.00          | 356,727.00                  | 132,009.00       | 452,392.39    |
| 37600 FACILITIES MGMT INT SVC   | 87580 CARPENTRY-ICP                 | 329,200.00     | 234,213.15    | 0.00          | 234,213.15                  | 94,986.85        | 187,966.56    |
| 37600 FACILITIES MGMT INT SVC   | 87590 ELECTRIC/ELECTNCS SEC-CSG     | 8,781,131.84   | 4,513,814.09  | 496,437.78    | 5,010,051.87                | 1,751,079.97     | 1,745,497.26  |
| 37600 FACILITIES MGMT INT SVC   | 87595 ELECTRICIANS-ICP              | 756,888.00     | 330,188.15    | 0.00          | 330,188.15                  | 426,719.85       | 354,325.82    |
| 37600 FACILITIES MGMT INT SVC   | 87635 MASONRY - ICP                 | 303,992.00     | 244,591.34    | 0.00          | 244,591.34                  | 59,400.66        | 241,994.44    |
| 37600 FACILITIES MGMT INT SVC   | 87665 PAINTING - CSG                | 526,404.97     | 137,126.81    | 94,886.59     | 231,813.20                  | 294,591.77       | 192,213.40    |
| 37600 FACILITIES MGMT INT SVC   | 87670 PAINTING - ICP                | 1,273,881.00   | 1,019,750.81  | 0.00          | 1,019,750.81                | 254,130.19       | 574,221.04    |
| 37600 FACILITIES MGMT INT SVC   | 87700 PLUMBING/WELD - CSG           | 1,522,980.71   | 1,071,981.90  | 41,675.54     | 1,113,657.44                | 408,343.27       | 313,843.51    |
| 37600 FACILITIES MGMT INT SVC   | 87705 PLUMBING/WELD - ICP           | 949,265.00     | 786,696.51    | 0.00          | 786,696.51                  | 162,568.49       | 858,056.17    |
| 37600 FACILITIES MGMT INT SVC   | 87780 MAINTENANCE                   | 0.00           | 0.00          | 0.00          | 0.00                        | 0.00             | 2,396.84      |
| 37600 FACILITIES MGMT INT SVC   | 87790 ADMINISTRATION                | 15,757,361.37  | 10,438,840.69 | 1,922,176.19  | 12,361,016.88               | 3,396,344.49     | 33,170.15     |
| 37600 FACILITIES MGMT INT SVC   | 87810 COC PROPERTY                  | 1,280,318.61   | 418,009.28    | 485,779.55    | 903,788.83                  | 386,529.78       | 965,552.51    |
| 37600 FACILITIES MGMT INT SVC   | 87815 CAC PROPERTY                  | 286,590.00     | 204,264.61    | 28,662.66     | 232,927.27                  | 53,662.73        | 267,654.20    |
| 37600 FACILITIES MGMT INT SVC   | 87875 UTILITIES ICP                 | 54,859,636.55  | 3,171,311.56  | 3,187,882.92  | 6,359,194.48                | 48,500,442.07    | 32,433,864.52 |
| 37600 FACILITIES MGMT INT SVC   | 87880 GAS AND ELECTRICITY           | 0.00           | 26,143,817.32 | 0.00          | 26,143,817.32               | (26,143,817.32)  |               |
| 37600 FACILITIES MGMT INT SVC   | 87885 SEWER AND WATER               | 0.00           | 6,256,298.28  | 0.00          | 6,256,298.28                | (6,256,298.28)   |               |
| 37600 FACILITIES MGMT INT SVC   | 87890 BOTTLED GAS                   | 0.00           | 93,751.75     | 0.00          | 93,751.75                   | (93,751.75)      |               |
| 37600 FACILITIES MGMT INT SVC   | 87900 ADMINISTRATION                | 1,730,558.00   | 1,605,948.47  | 0.00          | 1,605,948.47                | 124,609.53       |               |
| 37600 FACILITIES MGMT INT SVC   | 87905 PROPERTY MANAGEMENT           | 8,765,396.92   | 4,058,742.70  | 799,127.52    | 4,855,870.22                | 3,909,526.70     | 6,206,058.93  |
| 37600 FACILITIES MGMT INT SVC   | 87910 ENGINEERING                   | 0.00           | 2,755.46      | 13,784.74     | 16,550.22                   | (16,550.22)      | 125.96        |
| 37600 FACILITIES MGMT INT SVC   | 87915 ACQUISITION                   | 0.00           | 23,633.91     | 0.00          | 23,633.91                   | (23,633.91)      | 15,878.97     |
| 37600 FACILITIES MGMT INT SVC   | 87940 PROJECT MGMT DIV ADMIN        | 3,021,944.03   | 1,830,512.04  | 38,936.70     | 1,869,448.74                | 1,152,495.29     | 21,280.30     |
| 37600 FACILITIES MGMT INT SVC   | 87945 GENERAL PROJECTS              | 6,023,647.50   | 3,826,316.39  | 17,742.62     | 3,844,059.01                | 2,179,588.49     | 6,461,371.22  |
| 37600 FACILITIES MGMT INT SVC   | 87989 FAC MGT MAIL OPERATIONS       | 9,925,739.42   | 7,057,350.66  | 125,315.53    | 7,182,666.19                | 2,743,073.23     | 6,880,232.16  |
| 37600 FACILITIES MGMT INT SVC   | 88003 FIRE SAFETY                   | 0.00           | 47,091.18     | 0.00          | 47,091.18                   | (47,091.18)      |               |

PERIODIC FINANCIAL STATEMENT - SCHEDULE OF REVENUES AND EXPENDITURES BY FUND AND ORGANIZATIONAL UNIT - GL041

Date 05-MAY-2026 15 33 57

COSD  
Current Period APR-26

Currency USD  
No specific FUND requested

| FUND                           | ORG                                 | REVISED BUDGET | EXPENDITURES  | ENCUMBRANCES  | EXPENDITURES & ENCUMBRANCES | REMAINING BUDGET | REVENUE       |
|--------------------------------|-------------------------------------|----------------|---------------|---------------|-----------------------------|------------------|---------------|
| 37600 FACILITIES MGMT INT SVC  | 88018 CONTRACTS ADMINISTRATION      | 2,780,965 00   | 1,309,847 83  | 11,144 14     | 1,320,991 97                | 1,459,973 03     |               |
| 37600 FACILITIES MGMT INT SVC  | 88019 SERVICE CONTRACTS             | 31,135,073 32  | 25,709,446 94 | 10,548,880 24 | 36,258,327 18               | (5,123,253 86)   | 66,789,669 85 |
| 37600 FACILITIES MGMT INT SVC  | 88020 MAINTENANCE CONTRACTS         | 6,735,939 56   | 7,363,773 08  | 2,557,986 31  | 9,921,759 99                | (1,185,820 43)   |               |
| 37600 FACILITIES MGMT INT SVC  | 88022 PREVENTIVE MAINTENANCE CONTRA | 45,302,151 87  | 27,791,458 65 | 12,720,448 80 | 40,511,907 45               | 4,790,244 22     |               |
| 37600 FACILITIES MGMT INT SVC  | 88023 HVAC CONTROLS CONTRACTS       | 6,262,600 89   | 2,579,114 97  | 3,068,168 73  | 6,247,303 70                | 15,297 19        |               |
| 37600 FACILITIES MGMT INT SVC  | 88050 FACILITIES PLANNING           | 5,129,810 84   | 1,552,972 32  | 453,816 23    | 2,006,788 55                | 3,123,022 29     | 1,026,756 87  |
| 37650 MAJOR MAINTENANCE INT SV | 89960 MM EXPANSION PROGRAM          | 24,463,387 35  | 6,767,428 28  | 2,214,547 50  | 8,981,975 79                | 15,481,411 56    | 6,714,346 96  |
| 37650 MAJOR MAINTENANCE INT SV | 89965 MAJOR MAINTENANCE PROJECTS    | 47,098,815 47  | 6,617,436 27  | 8,442,980 05  | 13,060,416 32               | 34,038,399 15    | 7,262,906 46  |
| 41600 RET SAL BENEFITS AP CNTY | 90500 RETIREMENT BOARD              | 0 00           | 7,147 14      | 0 00          | 7,147 14                    | (7,147 14)       |               |
| 41600 RET SAL BENEFITS AP CNTY | 90505 RETIREMENT ADMINISTRATION     | 0 00           | 2,398,560 35  | 0 00          | 2,398,560 35                | (2,398,560 35)   |               |
| 41600 RET SAL BENEFITS AP CNTY | 90506 RETIREMENT INTERNAL AUDIT     | 0 00           | 243,192 07    | 0 00          | 243,192 07                  | (243,192 07)     |               |
| 41600 RET SAL BENEFITS AP CNTY | 90510 RETIREMENT INVESTMENTS        | 0 00           | 1,142,093 53  | 0 00          | 1,142,093 53                | (1,142,093 53)   |               |
| 41600 RET SAL BENEFITS AP CNTY | 90517 RETIREMENT LEGAL              | 0 00           | 1,273,323 07  | 0 00          | 1,273,323 07                | (1,273,323 07)   |               |
| 41600 RET SAL BENEFITS AP CNTY | 90520 RETIREMENT MEMBER SERVICES CO | 0 00           | 752,719 45    | 0 00          | 752,719 45                  | (752,719 45)     |               |
| 41600 RET SAL BENEFITS AP CNTY | 90525 RETIREMENT DISABILITY         | 0 00           | 304,292 34    | 0 00          | 304,292 34                  | (304,292 34)     |               |
| 41600 RET SAL BENEFITS AP CNTY | 90530 RETIREMENT MEMBER BENEFITS    | 0 00           | 4,804,062 09  | 0 00          | 4,804,062 09                | (4,804,062 09)   |               |
| 41600 RET SAL BENEFITS AP CNTY | 90535 RETIREMENT FINANCE AND ACCOUN | 0 00           | 854,412 29    | 0 00          | 854,412 29                  | (854,412 29)     | 12,296,306 40 |
| 41600 RET SAL BENEFITS AP CNTY | 90540 RETIREMENT INFORMATION TECHN  | 0 00           | 512,965 05    | 0 00          | 512,965 05                  | (512,965 05)     |               |
| 41600 RET SAL BENEFITS AP CNTY | 90550 CEO S OFFICE                  | 0 00           | 199 26        | 0 00          | 199 26                      | (199 26)         |               |
| 41600 RET SAL BENEFITS AP CNTY | 90560 MBR SERVICES - ACTIVE BENEFIT | 0 00           | (14 83)       | 0 00          | (14 83)                     | 14 83            |               |
| 44565 SAFE FREEWAY CALL BOX    | 96575 SAFE FREEWAY CALLBOX          | 0 00           | 0 00          | 0 00          | 0 00                        | 0 00             | 7,285 91      |
| 44595 LOCAL AGENCY FORMATION A | 91050 LOCAL AGENCY FORMATION AG     | 3,164,739 98   | 2,024,820 92  | 41,002 16     | 2,065,823 08                | 1,098,916 88     | 2,226,851 98  |
| 44605 LAW LIBRARY              | 91110 LAW LIBRARY-MAIN BRANCH       | 0 00           | 2,494,932 41  | 0 00          | 2,494,932 41                | (2,494,932 41)   | 3,821,911 07  |
| 44625 SAN DIEGUITO RIVER VALLE | 91160 SDRVJPA-OPERATING             | 1,908,723 00   | 1,741,383 78  | 0 00          | 1,741,383 78                | 167,339 22       | 1,885,632 34  |
| 44634 SDRVJPA COAST FUND       | 91165 SDRVJPA COAST                 | 362,559 00     | 278,928 35    | 0 00          | 278,928 35                  | 83,630 65        | 370,412 00    |
| 44655 SAN DIEGUITO CAP PROJ    | 96609 SDRVJPA-CAPITAL PROJECT       | 0 00           | 523,932 23    | 0 00          | 523,932 23                  | (523,932 23)     | 843,196 59    |
| 44656 SAN DIEGUITO RESERVE FUN | 96610 SAN DIEGUITO RESERVE          | 6,500 00       | 0 00          | 0 00          | 0 00                        | 6,500 00         | 32,088 71     |
| 44660 SO CA INTRGOV TRN AND DE | 96811 SO CAL INTER GOV TRAIN CT     | 6,631,000 00   | 4,710,823 37  | 0 00          | 4,710,823 37                | 1,920,176 63     | 3,818,717 20  |
| 44670 SD GEOGRAPHIC INFO SANGI | 91170 SD GEOGRAPHIC INFORMATION SOU | 1,897,992 00   | 1,663,407 25  | 0 00          | 1,663,407 25                | 234,584 75       | 1,757,276 61  |
| 47280 PENALTY ASSESSMENT       | 63405 PENALTY ASSESSMENT            | 3,128,950 00   | 2,346,712 50  | 0 00          | 2,346,712 50                | 782,237 50       | 2,154,106 30  |
| 47285 CRIMINAL JUSTICE FAC CON | 63410 CRIMINAL JUSTICE FAC CONSTRUC | 5,586,878 04   | 515,314 28    | 1,717,829 46  | 2,233,143 74                | 3,353,734 30     | 680,018 67    |
| 47290 COURTHOUSE CONSTRUCTION  | 63415 COURTHOUSE CONSTRUCTION       | 747,260 35     | 747,260 35    | 0 00          | 747,260 35                  | 0 00             | 335,362 27    |
| 47350 TRIAL COURT OPERATIONS F | 91818 COURT POB PAYMENTS            | 0 00           | 2,581,662 83  | 0 00          | 2,581,662 83                | (2,581,662 83)   | 2,710,888 83  |
| 48001 PALOMAR POMERADO HEALTH  | 96666 PALOMAR POM HEALTH ELEC 2004  | 0 00           | 0 00          | 0 00          | 0 00                        | 0 00             | 47,285,561 32 |
| 48003 GROSSMONT HEALTHCARE ELE | 96683 GROSSMONT HEALTHCARE ELEC 200 | 0 00           | 0 00          | 0 00          | 0 00                        | 0 00             | 20,196,329 13 |
| 49000 PCD AQIP TRUST AB423     | 95035 APC AIR QUAL IMPROV TRUST AB4 | 12,175,384 64  | 7,615,632 29  | 218,219 64    | 7,834,051 93                | 4,341,332 71     | 7,806,909 75  |
| 49010 AIR QUALITY MOYER FUND A | 95036 AIR QUALITY MOYER PROGRAM AB4 | 32,510,929 75  | 3,524,880 33  | 10,550,780 05 | 14,075,660 38               | 18,435,269 37    | 4,323,769 48  |
| 49015 AIR QL CLEAN CAR 4 ALL A | 95042 AIR QUALITY CLEAN CARS 4 ALL  | 20,900,080 24  | 4,672,129 46  | 9,390,114 87  | 14,062,244 33               | 6,837,835 91     | 4,818,565 69  |
| 49020 VESSELS AT BERTH REMEDIA | 95044 VESSELS AT BERTH REMEDIATION  | 100,000 00     | 0 00          | 0 00          | 0 00                        | 100,000 00       | 1,290,522 94  |
| 49025 SEP OVERSIGHT AB423      | 95045 SEP OVERSIGHT AB423           | 135,000 00     | 118,330 66    | 0 00          | 118,330 66                  | 16,669 34        | 119,844 33    |
| 49030 AIR QUALITY AB 617 AB423 | 95041 AIR QL COMMUNITY AB 617 AB423 | 54,217,677 36  | 10,371,239 93 | 27,255,258 43 | 37,626,498 36               | 16,591,179 00    | 8,722,141 15  |
| 49035 AB617 IMPLEMENTATION AB4 | 95043 AB617 IMPLEMENTATION AB423    | 5,072,625 49   | 2,767,690 95  | 560,415 58    | 3,348,106 53                | 1,724,518 96     | 3,149,241 09  |
| 49040 AIR QUALITY GMERP FUND A | 95038 AIR QL PROPOSITION 1B GMERP A | 5,626,300 00   | 386,200 00    | 1,842,100 00  | 2,228,300 00                | 3,400,000 00     | 456,956 86    |
| 49050 PCD OPERATION FUND AB423 | 92400 APC SUPPORT SERVICES AB423    | 2,855,017 96   | (168,504 30)  | 185,208 63    | 18,704 33                   | 2,636,313 63     | 1,610,399 19  |
| 49050 PCD OPERATION FUND AB423 | 92405 APC ADMINISTRATION AB423      | 3,722,017 89   | 2,933,149 45  | 50,180 13     | 2,983,329 58                | 738,688 31       | 2,776,562 04  |
| 49050 PCD OPERATION FUND AB423 | 92412 MOBILE INCENTIVES AB423       | 16,603,443 04  | 2,779,775 14  | 24,620 28     | 2,804,395 42                | 15,799,047 62    | 2,413,483 05  |
| 49050 PCD OPERATION FUND AB423 | 92413 OFFICE OF ENVIRONMENTAL JUSTI | 2,423,553 91   | 1,862,265 05  | 82,554 41     | 1,924,819 46                | 498,734 45       | 1,387,882 92  |
| 49050 PCD OPERATION FUND AB423 | 92425 ENGINEERING AB423             | 6,452,368 69   | 5,187,016 12  | 0 00          | 5,187,016 12                | 1,265,352 57     | 6,034,744 14  |
| 49050 PCD OPERATION FUND AB423 | 92430 MONITORING AB423              | 11,375,255 30  | 8,263,860 95  | 481,734 90    | 8,725,595 85                | 2,649,659 45     | 6,357,146 61  |
| 49050 PCD OPERATION FUND AB423 | 92431 SOURCE TESTING AB423          | 1,982,369 31   | 1,484,292 48  | 225,052 16    | 1,709,344 64                | 273,024 67       | 1,399,307 87  |
| 49050 PCD OPERATION FUND AB423 | 92435 COMPLIANCE AB423              | 10,353,349 18  | 8,606,578 97  | 10,888 70     | 8,617,467 67                | 1,735,881 51     | 7,854,032 39  |

PERIODIC FINANCIAL STATEMENT - SCHEDULE OF REVENUES AND EXPENDITURES BY FUND AND ORGANIZATIONAL UNIT - GL041

Date 05-MAY-2026 15:33:57

COSD  
Current Period APR-26

Currency USD  
No specific FUND requested

| FUND                            | ORG                                 | REVISED BUDGET | EXPENDITURES  | ENCUMBRANCES  | EXPENDITURES & ENCUMBRANCES | REMAINING BUDGET | REVENUE       |
|---------------------------------|-------------------------------------|----------------|---------------|---------------|-----------------------------|------------------|---------------|
| 49050 PCD OPERATION FUND AB423  | 92445 RULE DEVELOPMENT AB423        | 4,013.07       | (197,925.03)  | 190,711.26    | (7,213.77)                  | 11,228.84        |               |
| 49050 PCD OPERATION FUND AB423  | 92450 HEARING BOARD AB423           | 12,700.00      | 9,083.13      | 1,000.00      | 10,083.13                   | 2,616.87         |               |
| 49050 PCD OPERATION FUND AB423  | 92451 GOVERNING BOARD AB423         | 2,562.50       | 42,236.57     | 5,671.47      | 47,908.04                   | (45,345.54)      | 716.04        |
| 49090 AIR QUALITY FARMER FUND   | 95040 AIR QL FARMER PROGRAM AB423   | 427,173.23     | 299,269.56    | 16,732.00     | 316,001.56                  | 111,171.67       | 236,734.41    |
| 49193 SD REG BLDG AUTH MTS SPR  | 96787 SD REG BLDG AUTH MTS SPRV     | 6,700,206.00   | 5,583,505.00  | 1,116,704.00  | 6,700,209.00                | 0.00             | 5,586,668.00  |
| 49200 SDC REGIONAL AIRPORT AUF  | 96696 SDC REGIONAL AIRPORT AUTH     | 0.00           | 0.00          | 0.00          | 0.00                        | 0.00             | 1,418,885.47  |
| 49205 TRANSNET IMPROVEMENT FUN  | 96775 TRANSNET IMPROVEMENT FUND     | 0.00           | 14,314,680.67 | 78,778,673.38 | 94,093,354.05               | (84,093,354.05)  | 13,390,302.35 |
| 49211 HAZMAT RESPONSE PROGRAM   | 96779 HAZMAT RESPONSE PROGRAM       | 3,190,774.00   | 1,902,540.12  | 510,881.64    | 2,413,421.76                | 777,352.24       | 2,984,200.40  |
| 49214 ESO OPERATING             | 96781 EMER SVC ORG OPERATING        | 485,571.00     | 0.00          | 0.00          | 0.00                        | 485,571.00       | 166,239.98    |
| 49217 FIRST 5 COMM OPERATING F  | 96782 FIRST 5 COMM OF SAN DIEGO     | 37,975,005.92  | 18,054,055.03 | 15,368,553.53 | 33,440,608.56               | 4,534,397.36     | 16,969,737.97 |
| 53301 063_DS CARLSBAD USD 2017  | 97565 CARLSBAD USD 2017 REF A       | 0.00           | 1,057,825.00  | 0.00          | 1,057,825.00                | (1,057,825.00)   | 2,652,965.44  |
| 53302 063_DS CARLSBAD USD 2017  | 97566 CARLSBAD USD 2017 REF B       | 0.00           | 2,845,750.00  | 0.00          | 2,845,750.00                | (2,845,750.00)   | 3,595,316.77  |
| 53303 063_DS CARLSBAD USD SUBS  | 97536 CARLSBAD USD SUBSIDY DEP 2006 | 0.00           | 0.00          | 0.00          | 0.00                        | 0.00             | 2,020,807.48  |
| 53304 063_DS CARLSBAD USD 2016  | 97517 CARLSBAD USD 2016 REF         | 0.00           | 4,970,050.00  | 0.00          | 4,970,050.00                | (4,970,050.00)   | 5,152,286.56  |
| 53307 047_DS CORONADO UNIF 201  | 97450 CORONADO UNIF 2012 REF        | 0.00           | 9,694.72      | 0.00          | 9,694.72                    | (9,694.72)       | 209.04        |
| 53308 063_DS CARLSBAD UNIF 201  | 97487 CARLSBAD UNIF 2014 REF        | 0.00           | 1,907,550.00  | 0.00          | 1,907,550.00                | (1,907,550.00)   | 1,874,361.77  |
| 53309 063_DS CARLSBAD UNIF 2006 | 97440 CARLSBAD UNIF 2006 ELEC 2011D | 0.00           | 2,320,916.67  | 0.00          | 2,320,916.67                | (2,320,916.67)   | 2,644,214.83  |
| 53310 063_DS CARLSBAD UNIFIED   | 97349 CARLSBAD UNIF 1997A           | 0.00           | 17,680.03     | 0.00          | 17,680.03                   | (17,680.03)      | 381.63        |
| 53311 063_DS CARLSBAD UNIFIED   | 97344 CARLSBAD UNIF 2006A           | 0.00           | 0.00          | 0.00          | 0.00                        | 0.00             | 0.09          |
| 53312 063_DS CARLSBAD UNIF 200  | 97409 CARLSBAD UNIF 2006 ELEC 2009B | 0.00           | 76,125.43     | 0.00          | 76,125.43                   | (76,125.43)      | 1,643.45      |
| 53313 063_DS CARLSBAD UNIF 200  | 97438 CARLSBAD UNIF 2006 ELEC 2011C | 0.00           | 1,368,018.76  | 0.00          | 1,368,018.76                | (1,368,018.76)   | 1,339,330.95  |
| 53314 064_DS OCEANSIDE ELEC 20  | 97419 OCEANSIDE ELEC 2009B          | 0.00           | 0.00          | 0.00          | 0.00                        | 0.00             | 2,258.57      |
| 53315 048_DS MT EMPIRE 1998A    | 97351 MT EMPIRE 1998A               | 0.00           | 70,830.69     | 0.00          | 70,830.69                   | (70,830.69)      | 1,529.18      |
| 53316 064_DS OCEANSIDE 2000 EL  | 97418 OCEANSIDE 2008 ELEC 2010 REF  | 0.00           | 446.32        | 0.00          | 446.32                      | (446.32)         | 9.63          |
| 53317 064_DS OCEANSIDE 2009 RE  | 97404 OCEANSIDE 2009 REFUNDING      | 0.00           | 0.09          | 0.00          | 0.09                        | (0.09)           |               |
| 53318 064_DS OCEANSIDE USD 200  | 97401 OCEANSIDE UNIFIED 2008 PROP H | 0.00           | 4,555,000.00  | 0.00          | 4,555,000.00                | (4,555,000.00)   | 5,037,541.20  |
| 53319 064_DS OCEANSIDE UNIFIED  | 97340 OCEANSIDE UNIFIED 2000F       | 0.00           | 5,564.55      | 0.00          | 5,564.55                    | (5,564.55)       | 120.13        |
| 53327 061_DS POWAY UNIFIED 200  | 97346 POWAY UNIFIED 2002B           | 0.00           | 0.00          | 0.00          | 0.00                        | 0.00             | 47.90         |
| 53329 061_DS POWAY UNIF 2007-1  | 97402 POWAY UNIF 2007-1 SERIES A    | 0.00           | 13,355,000.00 | 0.00          | 13,355,000.00               | (13,355,000.00)  | 14,909,280.15 |
| 53331 050_DS SAN DIEGO UNIFIED  | 97451 SAN DIEGO UNIFIED 2012 REF R- | 0.00           | 0.00          | 0.00          | 0.00                        | 0.00             | 1,463.77      |
| 53332 050_DS SAN DIEGO UNIFIED  | 97430 SAN DIEGO UNIFIED PROP S 2010 | 0.00           | 1,900,438.00  | 0.00          | 1,900,438.00                | (1,900,438.00)   | 12,126,475.67 |
| 53333 050_DS SAN DIEGO UNIFIED  | 97423 SAN DIEGO UNIFIED PROP S 2010 | 0.00           | 0.00          | 0.00          | 0.00                        | 0.00             | 1,858.65      |
| 53334 050_DS SAN DIEGO UNIFIED  | 97410 SAN DIEGO UNIFIED 2008B       | 0.00           | 2,533,401.19  | 0.00          | 2,533,401.19                | (2,533,401.19)   | 12,785.28     |
| 53335 050_DS SD UNIF 1999A      | 97359 SD UNIFIED 1999A              | 0.00           | 184,349.57    | 0.00          | 184,349.57                  | (184,349.57)     | 923.48        |
| 53337 050_DS SD UNIFIED DS 200  | 97360 SD UNIFIED DS 2001C           | 0.00           | 22,812,950.00 | 0.00          | 22,812,950.00               | (22,812,950.00)  | 25,678,113.59 |
| 53338 050_DS SD UNIFIED DS 200  | 97358 SAN DIEGO UNIFIED DS 2002D    | 0.00           | 24,397,987.50 | 0.00          | 24,397,987.50               | (24,397,987.50)  | 1,242,087.31  |
| 53339 050_DS SD UNIFIED DS 200  | 97377 SD UNIFIED DS 2003E           | 0.00           | 29,851,375.00 | 0.00          | 29,851,375.00               | (29,851,375.00)  | 38,074,789.39 |
| 53346 050_DS SAN DIEGO UNIF 20  | 97381 SAN DIEGO UNIF 2006 F1 REF    | 0.00           | 2,290,312.50  | 0.00          | 2,290,312.50                | (2,290,312.50)   | 2,084,415.50  |
| 53347 050_DS SAN DIEGO UNIF 20  | 97382 SAN DIEGO UNIF 2006 G1 REF    | 0.00           | 2,890,387.50  | 0.00          | 2,890,387.50                | (2,890,387.50)   | 2,716,826.51  |
| 53355 065_DS SAN MARCOS UNIF 1  | 97387 SAN MARCOS UNIFIED 1998A      | 0.00           | 0.00          | 0.00          | 0.00                        | 0.00             | 0.03          |
| 53359 050_DS SAN DIEGO UNIF PR  | 97405 SAN DIEGO UNIF PROP S 2008A   | 0.00           | 0.00          | 0.00          | 0.00                        | 0.00             | 2,968.78      |
| 53361 065_DS SAN MARCOS UNIF 1  | 97370 SAN MARCOS UNIF IMPR 1 2004   | 0.00           | 121.47        | 0.00          | 121.47                      | (121.47)         | 2.62          |
| 53362 065_DS SAN MARCO UNIFIED  | 97439 SAN MARCO UNIFIED 2010A       | 0.00           | 5,045,000.00  | 0.00          | 5,045,000.00                | (5,045,000.00)   | 5,488,616.36  |
| 53363 065_DS SAN MARCOS UNIFIE  | 97455 SAN MARCOS UNIFIED 2010B      | 0.00           | 1,280,000.00  | 0.00          | 1,280,000.00                | (1,280,000.00)   | 1,489,567.01  |
| 53364 050_DS SAN DIEGO UNIFIED  | 97452 SAN DIEGO UNIFIED 2012 REF R- | 0.00           | 0.00          | 0.00          | 0.00                        | 0.00             | 1,928.97      |
| 53367 050_DS SAN DIEGO UNIF PR  | 97468 SAN DIEGO UNIFIED PROP S RESE | 0.00           | 0.00          | 0.00          | 0.00                        | 0.00             | 11,052,254.21 |
| 53368 050_DS SAN DIEGO UNIF PR  | 97469 SAN DIEGO UNIF PROP Z RESERVE | 0.00           | 15.43         | 0.00          | 15.43                       | (15.43)          | 0.07          |
| 53369 065_DS SAN MARCOS UNIFIE  | 97486 SAN MARCOS UNIFIED 2010C      | 0.00           | 230,876.43    | 0.00          | 230,876.43                  | (230,876.43)     | 4,984.68      |
| 53371 051_DS VISTA UNIF DS 200  | 97372 VISTA UNIF DS 2002A           | 0.00           | 0.00          | 0.00          | 0.00                        | 0.00             | 18,802,452.67 |
| 53372 051_DS VISTA UNIFIED DS   | 97374 VISTA UNIFIED DS 2003B        | 0.00           | 0.00          | 0.00          | 0.00                        | 0.00             | 1,098.00      |
| 53375 051_DS VISTA UNIFIED 201  | 97470 VISTA UNIFIED 2012 REF        | 0.00           | 30,009.81     | 0.00          | 30,009.81                   | (30,009.81)      | 647.18        |

PERIODIC FINANCIAL STATEMENT - SCHEDULE OF REVENUES AND EXPENDITURES BY FUND AND ORGANIZATIONAL UNIT - GL041

Date 05-MAY-2026 15:33:57

COSD  
Current Period APR-26

Currency: USD  
No specific FUND requested

| FUND                             | ORG                                    | REVISED BUDGET | EXPENDITURES  | ENCUMBRANCES | EXPENDITURES & ENCUMBRANCES | REMAINING BUDGET | REVENUE       |
|----------------------------------|----------------------------------------|----------------|---------------|--------------|-----------------------------|------------------|---------------|
| 53376 051_DS VISTA UNIFIED 201   | 97509 VISTA UNIFIED 2015 REF           | 0.00           | 2,590,375.00  | 0.00         | 2,590,375.00                | (2,590,375.00)   | 2,693,528.46  |
| 53377 064_DS OCEANSIDE USD PRO   | 97524 OCEANSIDE USD PROP G RESERVE     | 0.00           | 1,573.99      | 0.00         | 1,573.99                    | (1,573.99)       | 745.41        |
| 53378 064_DS OCEANSIDE USD PRO   | 97525 OCEANSIDE USD PROP H RESERVE     | 0.00           | 30,501.54     | 0.00         | 30,501.54                   | (30,501.54)      | 1,367.34      |
| 53379 064_DS OCEANSIDE USD 200   | 97522 OCEANSIDE USD 2008D              | 0.00           | 1,857,850.00  | 0.00         | 1,857,850.00                | (1,857,850.00)   | 560,697.40    |
| 53380 064_DS OCEANSIDE UNIFIED   | 97456 OCEANSIDE UNIFIED 2008C          | 0.00           | 0.00          | 0.00         | 0.00                        | 0.00             | 761.01        |
| 53381 064_DS OCEANSIDE UNIFIED   | 97457 OCEANSIDE UNIFIED 2012 REF BONDS | 0.00           | 356.14        | 0.00         | 356.14                      | (356.14)         | 7.68          |
| 53382 064_DS OCEANSIDE UNIF 20   | 97468 OCEANSIDE UNIF 2014 REF BONDS    | 0.00           | 0.00          | 0.00         | 0.00                        | 0.00             | 102,529.63    |
| 53383 064_DS OCEANSIDE UNIF 20   | 97510 OCEANSIDE UNIF 2015 REF          | 0.00           | 1,228,625.00  | 0.00         | 1,228,625.00                | (1,228,625.00)   | 119,209.94    |
| 53384 065_DS SAN MARCOS USD PR   | 97526 SAN MARCOS USD PROP K RESERVE    | 0.00           | 2,210,000.00  | 0.00         | 2,210,000.00                | (2,210,000.00)   | 9,701.34      |
| 53385 189_DS BONSALL UNIFIED 2   | 97335 BONSALL UNIFIED 2006             | 0.00           | 0.00          | 0.00         | 0.00                        | 0.00             | 1,142.83      |
| 53386 189_DS BONSALL UNIFIED 2   | 97336 BONSALL UNIFIED 2007B            | 0.00           | 340,000.00    | 0.00         | 340,000.00                  | (340,000.00)     | 333,730.93    |
| 53387 189_DS BONSALL UNIFIED 2   | 97337 BONSALL UNIFIED 2007C            | 0.00           | 0.00          | 0.00         | 0.00                        | 0.00             | 381.52        |
| 53388 189_DS BONSALL UNIFIED 2   | 97338 BONSALL UNIFIED 2015 REF         | 0.00           | 792,987.50    | 0.00         | 792,987.50                  | (792,987.50)     | 828,366.74    |
| 53389 065_DS SAN MARCOS USD 20   | 97563 SAN MARCOS USD 2017 REF          | 0.00           | 3,300,800.00  | 0.00         | 3,300,800.00                | (3,300,800.00)   | 1,561,256.56  |
| 53390 065_DS SAN MARCOS USD 20   | 97564 SAN MARCOS USD 2010D             | 0.00           | 24.17         | 0.00         | 24.17                       | (24.17)          | 0.53          |
| 53391 050_DS SAN DIEGO UNIFIED   | 97480 SAN DIEGO UNIFIED 2008E          | 0.00           | 4,995,550.00  | 0.00         | 4,995,550.00                | (4,995,550.00)   | (68,203.74)   |
| 53392 050_DS SAN DIEGO UNIF 20   | 97471 SAN DIEGO UNIF 2012 ELEC 2013    | 0.00           | 0.00          | 0.00         | 0.00                        | 0.00             | 1,837.83      |
| 53394 050_DS SAN DIEGO UNIF 20   | 97473 SAN DIEGO UNIF 2012 ELEC 2013    | 0.00           | 687.24        | 0.00         | 687.24                      | (687.24)         | 4.70          |
| 53397 050_DS SAN DIEGO UNIF 20   | 97484 SAN DIEGO UNIF 2014 R-3          | 0.00           | 1,000,000.00  | 0.00         | 1,000,000.00                | (1,000,000.00)   | 323,804.38    |
| 53398 050_DS SAN DIEGO UNIF 20   | 97497 SAN DIEGO UNIF 2015 R-4          | 0.00           | 21,205,250.00 | 0.00         | 21,205,250.00               | (21,205,250.00)  | 1,639,998.95  |
| 53399 050_DS SAN DIEGO UNIF 20   | 97504 SAN DIEGO UNIF 2015 H-1 H-2      | 0.00           | 2,918,411.47  | 0.00         | 2,918,411.47                | (2,918,411.47)   | 14,615.52     |
| 53402 050_DS SAN DIEGO UNIF 20   | 97512 SAN DIEGO UNIF 2012 ELEC 2016    | 0.00           | 4,007,000.00  | 0.00         | 4,007,000.00                | (4,007,000.00)   | 3,865,681.77  |
| 53403 050_DS SAN DIEGO UNIF 20   | 97513 SAN DIEGO UNIF 2012 ELEC 2016    | 0.00           | 1,737,737.50  | 0.00         | 1,737,737.50                | (1,737,737.50)   | 2,079,878.18  |
| 53404 050_DS SAN DIEGO UNIF 20   | 97515 SAN DIEGO UNIF 2008 ELEC 2016    | 0.00           | 0.00          | 0.00         | 0.00                        | 0.00             | 1,402.31      |
| 53405 050_DS SAN DIEGO USD 201   | 97528 SAN DIEGO USD 2016 REF SR-1      | 0.00           | 3,622,000.00  | 0.00         | 3,622,000.00                | (3,622,000.00)   | 2,782,670.51  |
| 53406 050_DS SAN DIEGO USD 201   | 97529 SAN DIEGO USD 2016 REF R-5       | 0.00           | 6,058,875.00  | 0.00         | 6,058,875.00                | (6,058,875.00)   | 26,282,944.21 |
| 53408 050_DS SAN DIEGO USD 200   | 97531 SAN DIEGO USD 2008 ELEC 2016     | 0.00           | 11,054,150.00 | 0.00         | 11,054,150.00               | (11,054,150.00)  | 914,892.49    |
| 53409 050_DS SDUSD 2012 2017 H   | 97556 SDUSD 2012 2017 H-1 H-2 PROP     | 0.00           | 4.24          | 0.00         | 4.24                        | (4.24)           | 0.02          |
| 53410 050_DS SDUSD 2012 2017I    | 97561 SDUSD 2012 2017I PROP Z          | 0.00           | 13,712,650.00 | 0.00         | 13,712,650.00               | (13,712,650.00)  | 13,850,100.85 |
| 53411 050_DS SDUSD 2012 2017J    | 97562 SDUSD 2012 2017J PROP Z          | 0.00           | 5,200,100.00  | 0.00         | 5,200,100.00                | (5,200,100.00)   | 5,570,929.06  |
| 53413 050_DS SDUSD 2008 2017 K   | 97568 SDUSD 2008 2017 K-2 PROP S       | 0.00           | 0.00          | 0.00         | 0.00                        | 0.00             | 3,374.88      |
| 53414 050_DS SDUSD 2009 2008B    | 97574 SDUSD 2009 2008B QSCB SET-ASI    | 0.00           | 176.84        | 0.00         | 176.84                      | (176.84)         | 0.80          |
| 53415 050_DS SDUSD 2010 2008D1   | 97575 SDUSD 2010 2008D1 Q2 QSCB SET-   | 0.00           | 0.00          | 0.00         | 0.00                        | 0.00             | 439,799.89    |
| 53416 050_DS SDUSD 2010 2018A    | 97577 SDUSD 2010 2018A MEASY Y         | 0.00           | 17.30         | 0.00         | 17.30                       | (17.30)          | 0.08          |
| 53417 050_DS SDUSD 2010 2018B    | 97578 SDUSD 2010 2018B MEASY Y         | 0.00           | 1,584,050.00  | 0.00         | 1,584,050.00                | (1,584,050.00)   | 1,458,524.50  |
| 53418 050_DS SDUSD 2010 2018K    | 97587 SDUSD 2010 2018K PROP Z          | 0.00           | 6.02          | 0.00         | 6.02                        | (6.02)           | 0.03          |
| 53419 050_DS SDUSD 2012 2019L    | 97593 SDUSD 2012 2019L PROP Z          | 0.00           | 5,137,750.00  | 0.00         | 5,137,750.00                | (5,137,750.00)   | 4,777,413.98  |
| 53420 050_DS SDUSD 2010 2018C    | 97594 SDUSD 2010 2018C MEASY Y         | 0.00           | 3,530,200.00  | 0.00         | 3,530,200.00                | (3,530,200.00)   | 3,680,138.02  |
| 53421 065_DS SAN MARCOS USD 20   | 97599 SAN MARCOS USD 2020 REF          | 0.00           | 4,235,224.01  | 0.00         | 4,235,224.01                | (4,235,224.01)   | 3,644,320.22  |
| 53422 050_DS SDUSD MEASY Y TAX   | 97610 SDUSD MEASY Y TAX RT RESERVE     | 0.00           | 727,877.25    | 0.00         | 727,877.25                  | (727,877.25)     | 583,752.43    |
| 53423 050_DS SAN DIEGO USD 202   | 97636 SAN DIEGO USD 2021N              | 0.00           | 5,388,600.00  | 0.00         | 5,388,600.00                | (5,388,600.00)   | 4,032,276.54  |
| 53424 050_DS SAN DIEGO USD 202   | 97638 SAN DIEGO USD 2021E              | 0.00           | 8,984,000.00  | 0.00         | 8,984,000.00                | (8,984,000.00)   | 7,388,582.73  |
| 53425 189_DS BONSALL UNIFIED 2   | 97339 BONSALL UNIFIED 2016 REF         | 0.00           | 186,804.80    | 0.00         | 186,804.80                  | (186,804.80)     | 181,939.73    |
| 53426 050_DS SDUSD MEAS YY 202   | 97611 SDUSD MEAS YY 2020 D             | 0.00           | 12,977,300.00 | 0.00         | 12,977,300.00               | (12,977,300.00)  | 13,372,862.89 |
| 53427 050_DS SDUSD PROP S 2021   | 97612 SDUSD PROP S 2021 L              | 0.00           | 3,066,945.00  | 0.00         | 3,066,945.00                | (3,066,945.00)   | 3,062,541.08  |
| 53428 050_DS SDUSD PROP Z 2020 M | 97613 SDUSD PROP Z 2020 M              | 0.00           | 7,588,400.00  | 0.00         | 7,588,400.00                | (7,588,400.00)   | 7,627,093.79  |
| 53429 050_DS SAN DIEGO USD 202   | 97640 SAN DIEGO USD 2021 ZR-1          | 0.00           | 8,950,526.71  | 0.00         | 8,950,526.71                | (8,950,526.71)   | 8,854,434.48  |
| 53430 048_DS MT EMP 2018 2019    | 97579 MT EMP 2018 2019 MEAS JJ         | 0.00           | 217,250.00    | 0.00         | 217,250.00                  | (217,250.00)     | 222,631.78    |
| 53431 048_DS MT EMP 2018 2019    | 97644 MT EMP 2018 2019 MEAS JJ         | 0.00           | 205,812.50    | 0.00         | 205,812.50                  | (205,812.50)     | 263,399.45    |
| 53432 050_DS SAN DIEGO USD 202   | 97662 SAN DIEGO USD 2022F              | 0.00           | 11,204,862.50 | 0.00         | 11,204,862.50               | (11,204,862.50)  | 13,477,838.29 |
| 53433 050_DS SAN DIEGO USD 202   | 97663 SAN DIEGO USD 2022M              | 0.00           | 3,170,200.00  | 0.00         | 3,170,200.00                | (3,170,200.00)   | 3,624,685.52  |

PERIODIC FINANCIAL STATEMENT - SCHEDULE OF REVENUES AND EXPENDITURES BY FUND AND ORGANIZATIONAL UNIT - GL041

Date 05-MAY-2026 15 33 57

COSD  
Current Period APR-26

Currency USD  
No specific FUND requested

| FUND                           | ORG                                 | REVISED BUDGET | EXPENDITURES  | ENCUMBRANCES | EXPENDITURES & ENCUMBRANCES | REMAINING BUDGET | REVENUE       |
|--------------------------------|-------------------------------------|----------------|---------------|--------------|-----------------------------|------------------|---------------|
| 53434 050_DS SAN DIEGO USD 202 | 97684 SAN DIEGO USD 20220           | 0 00           | 3,902,887 50  | 0 00         | 3,902,887 50                | (3,902,887 50)   | 3,856,201 99  |
| 53435 051_DS VISTA USD 2018A M | 97580 VISTA USD 2018A MEAS LL       | 0 00           | 1,522,000 00  | 0 00         | 1,522,000 00                | (1,522,000 00)   | 1,510,437 99  |
| 53436 051_DS VISTA UNIFIED 202 | 97597 VISTA UNIFIED 2021 REF        | 0 00           | 9,166,807 96  | 0 00         | 9,166,807 96                | (9,166,807 96)   | 344,081 48    |
| 53437 051_DS VISTA USD 2022B   | 97654 VISTA USD 2022B               | 0 00           | 6,535,575 00  | 0 00         | 6,535,575 00                | (6,535,575 00)   | 6,459,953 49  |
| 53438 048_DS MT EMPIRE USD 202 | 97658 MT EMPIRE USD 2022C           | 0 00           | 289,975 00    | 0 00         | 289,975 00                  | (289,975 00)     | 215,412 60    |
| 53440 063_DS CARLSBAD 2018A ME | 97581 CARLSBAD 2018A MEAS HH        | 0 00           | 2,457,362 50  | 0 00         | 2,457,362 50                | (2,457,362 50)   | 2,715,215 81  |
| 53441 063_DS CARLSBAD USD 2021 | 97631 CARLSBAD USD 2021B            | 0 00           | 2,269,043 76  | 0 00         | 2,269,043 76                | (2,269,043 76)   | 2,411,970 28  |
| 53442 063_DS CARLSBAD UNIFIED  | 97606 CARLSBAD UNIFIED 2025C        | 0 00           | 3,503,546 65  | 0 00         | 3,503,546 65                | (3,503,546 65)   | 2,804,746 47  |
| 53445 064_DS OCEANSIDE 2008E P | 97582 OCEANSIDE 2008E PROP H        | 0 00           | 814,000 00    | 0 00         | 814,000 00                  | (814,000 00)     | 779,699 99    |
| 53446 064_DS OCEANSIDE PROP H  | 97608 OCEANSIDE PROP H 2008 F       | 0 00           | 2,007,800 00  | 0 00         | 2,007,800 00                | (2,007,800 00)   | 1,986,381 96  |
| 53447 064_DS OCEANSIDE 2020REF | 97617 OCEANSIDE 2020REF PROP G      | 0 00           | 950,700 00    | 0 00         | 950,700 00                  | (950,700 00)     | 1,052,228 14  |
| 53448 064_DS OCEANSIDE 2020REF | 97618 OCEANSIDE 2020REF PROP H      | 0 00           | 0 00          | 0 00         | 0 00                        | 0 00             | 771 51        |
| 53449 064_DS OCEANSIDE USD 202 | 97633 OCEANSIDE USD 2020A           | 0 00           | 1,499,400 00  | 0 00         | 1,499,400 00                | (1,499,400 00)   | 1,441,431 45  |
| 53450 062_DS BORREGO 2018A MEA | 97598 BORREGO SPRINGS 2018A MEAS GG | 0 00           | 417,700 00    | 0 00         | 417,700 00                  | (417,700 00)     | 418,218 80    |
| 53451 064_DS OCEANSIDE USD 202 | 97635 OCEANSIDE USD 2021 REFUNDING  | 0 00           | 1,218,283 75  | 0 00         | 1,218,283 75                | (1,218,283 75)   | 1,164,198 91  |
| 53452 064_DS OCEANSIDE USD 202 | 97668 OCEANSIDE USD 2022 REF        | 0 00           | 281,350 00    | 0 00         | 281,350 00                  | (281,350 00)     | 264,362 95    |
| 53453 064_DS OCEANSIDE USD 200 | 97669 OCEANSIDE USD 2008C           | 0 00           | 710,250 00    | 0 00         | 710,250 00                  | (710,250 00)     | 657,353 37    |
| 53454 064_DS OCEANSIDE USD 202 | 97675 OCEANSIDE USD 2020B           | 0 00           | 5,049,687 50  | 0 00         | 5,049,687 50                | (5,049,687 50)   | 5,086,998 23  |
| 53455 009_DS CHULA VISTA ESD 2 | 97643 CHULA VISTA ESD 2021 REF      | 0 00           | 1,188,749 36  | 0 00         | 1,188,749 36                | (1,188,749 36)   | 636,901 08    |
| 53456 009_DS CHULA VISTA ESD 2 | 95716 CHULA VISTA ESD 2018A         | 0 00           | 5,691,475 00  | 0 00         | 5,691,475 00                | (5,691,475 00)   | 5,625,480 44  |
| 53457 009_DS CHULA VISTA ESD 2 | 95717 CHULA VISTA ESD 2020B         | 0 00           | 9,876,000 00  | 0 00         | 9,876,000 00                | (9,876,000 00)   | 7,039,687 58  |
| 53458 047_DS CORONADO USD 2022 | 97646 CORONADO USD 2022 REF         | 0 00           | 1,292,803 52  | 0 00         | 1,292,803 52                | (1,292,803 52)   | 1,386,454 25  |
| 53459 009_DS CHULA VISTA ESD 2 | 95719 CHULA VISTA ESD 2023 REF      | 0 00           | 1,669,000 00  | 0 00         | 1,669,000 00                | (1,669,000 00)   | 1,717,237 58  |
| 53463 051_DS VISTA USD 2026C   | 97737 VISTA USD 2026C               | 0 00           | 0 00          | 0 00         | 0 00                        | 0 00             | 6,030,983 96  |
| 53466 065_DS SAN MARCOS USD 20 | 97720 SAN MARCOS USD 2021 REF       | 0 00           | 2,535,076 38  | 0 00         | 2,535,076 38                | (2,535,076 38)   | 7,706,742 10  |
| 53467 065_DS SAN MARCOS USD 20 | 97721 SAN MARCOS USD 2024A          | 0 00           | 4,804,843 40  | 0 00         | 4,804,843 40                | (4,804,843 40)   | 10,375,452 38 |
| 53500 050_DS SDUSD 2023 ZR-2   | 97670 SDUSD 2023 ZR-2               | 0 00           | 5,195,250 00  | 0 00         | 5,195,250 00                | (5,195,250 00)   | 5,588,232 90  |
| 53501 050_DS SDUSD 2023 ZR-3   | 97671 SDUSD 2023 ZR-3               | 0 00           | 1,862,750 00  | 0 00         | 1,862,750 00                | (1,862,750 00)   | 1,072,311 48  |
| 53502 050_DS SDUSD 2023 ZR-4A  | 97673 SDUSD 2023 ZR-4A              | 0 00           | 868,750 00    | 0 00         | 868,750 00                  | (868,750 00)     | 854,544 08    |
| 53503 050_DS SDUSD 2023 ZR-4B  | 97674 SDUSD 2023 ZR-4B              | 0 00           | 5,095,000 00  | 0 00         | 5,095,000 00                | (5,095,000 00)   | 4,913,253 29  |
| 53504 050_DS SDUSD MEAS U 2023 | 97676 SDUSD MEAS U 2023A            | 0 00           | 20,450,197 00 | 0 00         | 20,450,197 00               | (20,450,197 00)  | 24,352,888 54 |
| 53505 050_DS SDUSD MEAS YY 202 | 97677 SDUSD MEAS YY 2023G           | 0 00           | 65,940,400 00 | 0 00         | 65,940,400 00               | (65,940,400 00)  | 24,674,796 27 |
| 53506 050_DS SDUSD PROP S 2023 | 97679 SDUSD PROP S 2023N            | 0 00           | 3,995,750 00  | 0 00         | 3,995,750 00                | (3,995,750 00)   | 4,300,536 92  |
| 53507 050_DS SDUSD 2023 SR-3A  | 97681 SDUSD 2023 SR-3A              | 0 00           | 1,721,750 00  | 0 00         | 1,721,750 00                | (1,721,750 00)   | 1,434,801 56  |
| 53508 050_DS SDUSD 2023 R-6    | 97682 SDUSD 2023 R-6                | 0 00           | 873,250 00    | 0 00         | 873,250 00                  | (873,250 00)     | 1,008,031 52  |
| 53509 050_DS SDUSD 2024 REF SR | 97685 SDUSD 2024 REF SR-4A          | 0 00           | 2,515,750 00  | 0 00         | 2,515,750 00                | (2,515,750 00)   | 2,216,257 27  |
| 53510 050_DS SDUSD 2024 REF ZR | 97686 SDUSD 2024 REF ZR-5A          | 0 00           | 6,755,250 00  | 0 00         | 6,755,250 00                | (6,755,250 00)   | 5,065,589 05  |
| 53511 050_DS SDUSD 2024 REF R- | 97687 SDUSD 2024 REF R-7A           | 0 00           | 768,000 00    | 0 00         | 768,000 00                  | (768,000 00)     | 1,091,884 15  |
| 53512 050_DS SDUSD 2025 REF SR | 97688 SDUSD 2025 REF SR-4C          | 0 00           | 388,929 17    | 0 00         | 388,929 17                  | (388,929 17)     | 472,827 30    |
| 53513 050_DS SDUSD 2025 REF ZR | 97689 SDUSD 2025 REF ZR-5C          | 0 00           | 1,488,279 87  | 0 00         | 1,488,279 87                | (1,488,279 87)   | 2,028,753 25  |
| 53514 050_DS SDUSD MEAS U TAX  | 97690 SDUSD MEAS U TAX RATE RES     | 0 00           | 0 00          | 0 00         | 0 00                        | 0 00             | 18,668,978 87 |
| 53515 050_DS SDUSD PROP S 2024 | 97692 SDUSD PROP S 2024O            | 0 00           | 48,844,625 00 | 0 00         | 48,844,625 00               | (48,844,625 00)  | 328,368 11    |
| 53516 050_DS SDUSD MEAS YY 202 | 97693 SDUSD MEAS YY 2024H           | 0 00           | 70,385,400 00 | 0 00         | 70,385,400 00               | (70,385,400 00)  | 6,830,837 83  |
| 53517 050_DS SDUSD MEAS U 2024 | 97694 SDUSD MEAS U 2024B            | 0 00           | 66,788,565 57 | 0 00         | 66,788,565 57               | (66,788,565 57)  | 14,737,536 20 |
| 53518 050_DS SDUSD 2025 REF R- | 97710 SDUSD 2025 REF R-8A           | 0 00           | 4,962,147 91  | 0 00         | 4,962,147 91                | (4,962,147 91)   | 44,564,440 29 |
| 53519 050_DS SDUSD 2025 REF R- | 97711 SDUSD 2025 REF R-8B           | 0 00           | 961,114 58    | 0 00         | 961,114 58                  | (961,114 58)     | 1,179,170 34  |
| 53520 050_DS SDUSD 2025 REF SR | 97712 SDUSD 2025 REF SR-5A          | 0 00           | 1,153,711 11  | 0 00         | 1,153,711 11                | (1,153,711 11)   | 1,519,709 63  |
| 53521 050_DS SDUSD 2025 REF SR | 97713 SDUSD 2025 REF SR-5B          | 0 00           | 2,162,834 72  | 0 00         | 2,162,834 72                | (2,162,834 72)   | 3,369,924 96  |
| 53522 050_DS SDUSD 2025 REF ZR | 97714 SDUSD 2025 REF ZR-6A          | 0 00           | 3,978,024 30  | 0 00         | 3,978,024 30                | (3,978,024 30)   | 3,839,139 68  |
| 53523 050_DS SDUSD 2025 REF ZR | 97715 SDUSD 2025 REF ZR-6B          | 0 00           | 367,072 93    | 0 00         | 367,072 93                  | (367,072 93)     | 415,085 84    |
| 53524 050_DS SDUSD 2025P PROP  | 97716 SDUSD 2025P PROP S            | 0 00           | 8,684,981 84  | 0 00         | 8,684,981 84                | (8,684,981 84)   | 42,746,568 91 |

PERIODIC FINANCIAL STATEMENT - SCHEDULE OF REVENUES AND EXPENDITURES BY FUND AND ORGANIZATIONAL UNIT - GL041

Date 05-MAY-2026 15:33:51

CSJD  
Current Period APR-26

Currency USD  
No specific FUND requested

| FUND                           | ORG                                 | REVISED BUDGET | EXPENDITURES  | ENCUMBRANCES | EXPENDITURES & ENCUMBRANCES | REMAINING BUDGET | REVENUE        |
|--------------------------------|-------------------------------------|----------------|---------------|--------------|-----------------------------|------------------|----------------|
| 53525 050_DS SDUSD 2025I MEAS  | 97717 SDUSD 2025I MEAS YY           | 0.00           | 11,602,924.13 | 0.00         | 11,602,924.13               | (11,602,924.13)  | 104,143,606.15 |
| 53526 050_DS SDUSD 2025C MEAS  | 97718 SDUSD 2025C MEAS U            | 0.00           | 18,010,843.41 | 0.00         | 18,010,843.41               | (18,010,843.41)  | 66,325,956.16  |
| 53600 064_DS OCEANSIDE USD 202 | 97680 OCEANSIDE USD 2023 REF        | 0.00           | 541,658.75    | 0.00         | 541,658.75                  | (541,658.75)     | 493,192.10     |
| 53601 064_DS OCEANSIDE USD 202 | 97683 OCEANSIDE USD 2024A REF       | 0.00           | 3,773,250.00  | 0.00         | 3,773,250.00                | (3,773,250.00)   | 3,602,572.79   |
| 53602 064_DS OCEANSIDE USD 202 | 97684 OCEANSIDE USD 2024B REF       | 0.00           | 1,287,375.00  | 0.00         | 1,287,375.00                | (1,287,375.00)   | 1,207,836.84   |
| 53603 064_DS OCEANSIDE USD 202 | 97730 OCEANSIDE USD 2025A REF       | 0.00           | 1,254,658.58  | 0.00         | 1,254,658.58                | (1,254,658.58)   | 2,207,937.00   |
| 53604 064_DS OCEANSIDE USD 202 | 97731 OCEANSIDE USD 2025B REF       | 0.00           | 333,720.14    | 0.00         | 333,720.14                  | (333,720.14)     | 1,536,843.84   |
| 53605 064_DS OCEANSIDE USD 202 | 97732 OCEANSIDE USD 2020C           | 0.00           | 1,727,692.13  | 0.00         | 1,727,692.13                | (1,727,692.13)   | 4,526,101.38   |
| 56700 001_DS ALPINE UNION 1997 | 95650 ALPINE UNION 1997A            | 0.00           | 0.00          | 0.00         | 0.00                        | 0.00             | 577.32         |
| 56701 004_DS BONSALL UN ELEM E | 95648 BONSALL UN ELEM ELEC 2005 SER | 0.00           | 0.00          | 0.00         | 0.00                        | 0.00             | 0.36           |
| 56703 001_DS ALPINE ELEM 1999B | 95651 ALPINE ELEM 1999B             | 0.00           | 0.00          | 0.00         | 0.00                        | 0.00             | 52,019.72      |
| 56706 007_DS CARDIFF SCH DIST  | 95649 CARDIFF SCH DIST 2000A        | 0.00           | 1,675,000.00  | 0.00         | 1,675,000.00                | (1,675,000.00)   | 72,775.51      |
| 56720 006_DS CAJON VALLEY ELEM | 97396 CAJON VALLEY ELEM DS 2008A    | 0.00           | 0.00          | 0.00         | 0.00                        | 0.00             | 0.26           |
| 56725 006_DS CAJON VALLEY 2000 | 97416 CAJON VALLEY 2000 ELEC 2010 R | 0.00           | 0.00          | 0.00         | 0.00                        | 0.00             | 0.03           |
| 56727 014_DS ENCINITAS ELEM 19 | 95658 ENCINITAS ELEM 1996A GOB      | 0.00           | 710.67        | 0.00         | 710.67                      | (710.67)         | 15.33          |
| 56728 009_DS CHULA VISTA ELEM  | 97427 CHULA VISTA ELEM 2010 REF     | 0.00           | 9,547.21      | 0.00         | 9,547.21                    | (9,547.21)       | 205.88         |
| 56731 014_DS ENCINITAS USD 201 | 97435 ENCINITAS USD 2010 ELEC 2011A | 0.00           | 2,572,281.26  | 0.00         | 2,572,281.26                | (2,572,281.26)   | 2,582,592.91   |
| 56732 006_DS CAJON VALLEY USD  | 97437 CAJON VALLEY USD 2011 QSCB 20 | 0.00           | 1,533,967.65  | 0.00         | 1,533,967.65                | (1,533,967.65)   | 204,087.87     |
| 56734 006_DS CAJON VALLEY USD  | 97458 CAJON VALLEY USD 2012 REF     | 0.00           | 751,562.50    | 0.00         | 751,562.50                  | (751,562.50)     | 57,859.45      |
| 56735 009_DS CHULA VISTA ELEM  | 97481 CHULA VISTA ELEM 2012 REF BON | 0.00           | 1,585,450.00  | 0.00         | 1,585,450.00                | (1,585,450.00)   | 1,566,713.73   |
| 56737 006_DS CAJON VALLEY ELEM | 97483 CAJON VALLEY ELEM 2011C OMELE | 0.00           | 90,792.79     | 0.00         | 90,792.79                   | (90,792.79)      | 1,960.00       |
| 56738 014_DS ENCINITAS USD 201 | 97487 ENCINITAS USD 2010 ELEC 2013  | 0.00           | 490,437.50    | 0.00         | 490,437.50                  | (490,437.50)     | 472,586.53     |
| 56740 009_DS CHULA VISTA ELEM  | 97468 CHULA VISTA ELEM SFID 2012A   | 0.00           | 93,332.00     | 0.00         | 93,332.00                   | (93,332.00)      | 2,014.93       |
| 56743 015_DS ESCONDIDO ELEM 20 | 95640 ESCONDIDO UNIF ELEM 2002A     | 0.00           | 0.00          | 0.00         | 0.00                        | 0.00             | 431.26         |
| 56744 016_DS FALLBROOK ELEM 20 | 95702 FALLBROOK ELEM 2004C          | 0.00           | 0.00          | 0.00         | 0.00                        | 0.00             | 2,907.97       |
| 56746 016_DS FALLBROOK UNION E | 95700 FALLBROOK UNION ELEM 2003 A   | 0.00           | 0.00          | 0.00         | 0.00                        | 0.00             | 3,101,885.29   |
| 56747 016_DS FALLBROOK ELEM 20 | 95701 FALLBROOK ELEM 2003B          | 0.00           | 655,000.00    | 0.00         | 655,000.00                  | (655,000.00)     | 608,532.06     |
| 56749 016_DS FALLBROOK UN ELEM | 95639 FALLBROOK UN ELEM ELEC 2002 S | 0.00           | 95,750.00     | 0.00         | 95,750.00                   | (95,750.00)      | 88,315.30      |
| 56750 016_DS FALLBROOK UN ELEM | 97429 FALLBROOK UN ELEM 2010A REF   | 0.00           | 2,675.28      | 0.00         | 2,675.28                    | (2,675.28)       | 57.70          |
| 56752 016_DS FALLBROOK UN ELEM | 97454 FALLBROOK UNION ELEM 2012 REF | 0.00           | 2,284,906.26  | 0.00         | 2,284,906.26                | (2,284,906.26)   | 68,704.09      |
| 56753 009_DS CHULA VISTA ELEM  | 97475 CHULA VISTA ELEM 2013 REF     | 0.00           | 844,900.00    | 0.00         | 844,900.00                  | (844,900.00)     | 853,923.56     |
| 56755 006_DS CAJON VALLEY USD  | 97485 CAJON VALLEY USD 2014 REF BON | 0.00           | 0.00          | 0.00         | 0.00                        | 0.00             | 60,241.43      |
| 56756 021_DS LEMON GROVE ELEC  | 97426 LEMON GROVE ELEC 2008B        | 0.00           | 0.00          | 0.00         | 0.00                        | 0.00             | 71.01          |
| 56758 017_DS JAMUL ELEM 2004A  | 95710 JAMUL ELEM 2004A              | 0.00           | 1,095,000.00  | 0.00         | 1,095,000.00                | (1,095,000.00)   | 1,087,394.35   |
| 56759 021_DS LEMON GROVE ELEC  | 97432 LEMON GROVE ELEC 2008C        | 0.00           | 3,683.44      | 0.00         | 3,683.44                    | (3,683.44)       | 79.43          |
| 56760 017_DS JAMUL 1998A       | 95669 JAMUL 1998A                   | 0.00           | 103,752.26    | 0.00         | 103,752.26                  | (103,752.26)     | 2,239.87       |
| 56761 020_DS LA MESA SPRING VA | 95695 LA MESA - SPRING VALLEY DS 20 | 0.00           | 0.00          | 0.00         | 0.00                        | 0.00             | 2,018,212.47   |
| 56762 020_DS LA MESA SPRING VA | 95696 LA MESA - SPRING VALLEY 2002B | 0.00           | 4,765,000.00  | 0.00         | 4,765,000.00                | (4,765,000.00)   | 4,891,361.65   |
| 56763 021_DS LEMON GROVE DS 19 | 95670 LEMON GROVE ELEM DS 1999A     | 0.00           | 0.00          | 0.00         | 0.00                        | 0.00             | 4,007.73       |
| 56764 021_DS LEMON GROVE DS 19 | 95682 LEMON GROVE DS 1998 B ELEM    | 0.00           | 1,450,000.00  | 0.00         | 1,450,000.00                | (1,450,000.00)   | 88,982.74      |
| 56765 021_DS LEMON GROVE DS 19 | 95685 LEMON GROVE DS 1998C ELEM     | 0.00           | 380,000.00    | 0.00         | 380,000.00                  | (380,000.00)     | 2,364,702.06   |
| 56767 021_DS LEMON GROVE DS 20 | 97411 LEMON GROVE DS 2008A          | 0.00           | 0.00          | 0.00         | 0.00                        | 0.00             | 0.53           |
| 56770 028_DS RANCHO SANTA FE 2 | 95688 RANCHO SANTA FE 2004A         | 0.00           | 0.00          | 0.00         | 0.00                        | 0.00             | 2,479.24       |
| 56771 028_DS RANCHO SANTA FE 2 | 97341 RANCHO SANTA FE 2008A         | 0.00           | 375,000.00    | 0.00         | 375,000.00                  | (375,000.00)     | 367,438.70     |
| 56773 028_DS RANCHO SANTA FE 2 | 97342 RANCHO SANTA FE 2008B         | 0.00           | 0.00          | 0.00         | 0.00                        | 0.00             | 1.81           |
| 56774 009_DS CHULA VISTA ELEM  | 97482 CHULA VISTA ELEM SFID 2012B   | 0.00           | 721,450.02    | 0.00         | 721,450.02                  | (721,450.02)     | 731,559.71     |
| 56776 006_DS CAJON VALLEY USD  | 97478 CAJON VALLEY USD 2012A        | 0.00           | 83,010.93     | 0.00         | 83,010.93                   | (83,010.93)      | 1,792.05       |
| 56779 032_DS SANTEE SCHOOL DIS | 97433 SANTEE SCHOOL DIST DS 2006E   | 0.00           | 0.00          | 0.00         | 0.00                        | 0.00             | 34,370.59      |
| 56780 032_DS SANTEE SCHOOL DIS | 97399 SANTEE SCHOOL DIST DS 2006D   | 0.00           | 0.00          | 0.00         | 0.00                        | 0.00             | 70.45          |
| 56781 031_DS SAN PASQUAL DS 19 | 95675 SAN PASQUAL UN DS 1999A       | 0.00           | 0.00          | 0.00         | 0.00                        | 0.00             | 1,448.99       |
| 56782 032_DS SANTEE SCHOOL DIS | 97397 SANTEE SCHOOL DIST DS 2006B   | 0.00           | 0.00          | 0.00         | 0.00                        | 0.00             | 0.65           |

PERIODIC FINANCIAL STATEMENT - SCHEDULE OF REVENUES AND EXPENDITURES BY FUND AND ORGANIZATIONAL UNIT - GL041

Date 05-MAY-2026 15:33 57

COSD  
Current Period APR-26

Currency USD  
No specific FUND requested

| FUND                            | ORG                                 | REVISED BUDGET | EXPENDITURES | ENCUMBRANCES | EXPENDITURES & ENCUMBRANCES | REMAINING BUDGET | REVENUE      |
|---------------------------------|-------------------------------------|----------------|--------------|--------------|-----------------------------|------------------|--------------|
| 56783 032_DS SANTEE SCHOOL DIS  | 97398 SANTEE SCHOOL DIST DS 2006C   | 0.00           | 285,000.00   | 0.00         | 285,000.00                  | (285,000.00)     | 278,188.90   |
| 56786 033_DS SAN YSIDRO 1997D   | 95694 SAN YSIDRO 1997D              | 0.00           | 3,760,000.00 | 0.00         | 3,760,000.00                | (3,760,000.00)   | 4,439,866.04 |
| 56791 033_DS SAN YSIDRO 1997E   | 95703 SAN YSIDRO 1997E              | 0.00           | 0.00         | 0.00         | 0.00                        | 0.00             | 3,151,105.79 |
| 56792 033_DS SAN YSIDRO 1997F   | 95704 SAN YSIDRO 1997F              | 0.00           | 0.00         | 0.00         | 0.00                        | 0.00             | 75.96        |
| 56793 035_DS SOUTH BAY 1997A G  | 95679 SOUTH BAY-GOB 1997A           | 0.00           | 45,941.75    | 0.00         | 45,941.75                   | (45,941.75)      | 991.66       |
| 56794 035_DS SOUTH BAY USD 200  | 97403 SOUTH BAY USD 2008A           | 0.00           | 0.00         | 0.00         | 0.00                        | 0.00             | 0.23         |
| 56785 033_DS SAN YSIDRO 1997G   | 97482 SAN YSIDRO SCHOOL DISTRICT 19 | 0.00           | 0.00         | 0.00         | 0.00                        | 0.00             | 61.85        |
| 56797 019_DS LAKESIDE USD 2008  | 97407 LAKESIDE USD 2008A            | 0.00           | 1,645,000.00 | 0.00         | 1,645,000.00                | (1,645,000.00)   | 1,779,944.52 |
| 56798 019_DS LAKESIDE USD 2008B | 97431 LAKESIDE USD 2008B            | 0.00           | 0.00         | 0.00         | 0.00                        | 0.00             | 48.86        |
| 56799 016_DS DEHESA SCH DIST 2  | 97444 DEHESA SCH DIST 2010A         | 0.00           | 60,337.50    | 0.00         | 60,337.50                   | (60,337.50)      | 65,734.77    |
| 56800 035_DS SOUTH BAY USD 201  | 97474 SOUTH BAY USD 2012A           | 0.00           | 79,595.09    | 0.00         | 79,595.09                   | (79,595.09)      | 1,718.33     |
| 56801 010_DS DEHESA SCH DIST 2  | 97480 DEHESA SCH DIST 2012A         | 0.00           | 60,437.50    | 0.00         | 60,437.50                   | (60,437.50)      | 66,080.14    |
| 56802 020_DS LA MESA SPRING VA  | 95705 LA MESA SPRING VALLEY SD 2014 | 0.00           | 0.00         | 0.00         | 0.00                        | 0.00             | 0.09         |
| 56803 020_DS LA MESA SPRING VA  | 95706 LA MESA SPRING VALLEY SD 2014 | 0.00           | 0.00         | 0.00         | 0.00                        | 0.00             | 0.98         |
| 56804 019_DS LAKESIDE USD 2014  | 97493 LAKESIDE USD 2014A            | 0.00           | 0.00         | 0.00         | 0.00                        | 0.00             | 0.03         |
| 56805 033_DS SAN YSIDRO 2012 R  | 97464 SAN YSIDRO 2012 REF           | 0.00           | 2,106,756.26 | 0.00         | 2,106,756.26                | (2,106,756.26)   | 669,941.19   |
| 56806 006_DS CAJON VALLEY USD   | 97494 CAJON VALLEY USD 2012C        | 0.00           | 1,053,350.02 | 0.00         | 1,053,350.02                | (1,053,350.02)   | 1,043,437.68 |
| 56807 023_DS NATIONAL SCH DIST  | 97495 NATIONAL SCH DIST 2014A       | 0.00           | 909,956.26   | 0.00         | 909,956.26                  | (909,956.26)     | 900,108.05   |
| 56808 033_DS SAN YSIDRO 2015 R  | 97498 SAN YSIDRO 2015 REF           | 0.00           | 2,598,375.00 | 0.00         | 2,598,375.00                | (2,598,375.00)   | 253,256.87   |
| 56809 021_DS LEMON GROVE SD 20  | 97500 LEMON GROVE SD 2014A          | 0.00           | 326,125.00   | 0.00         | 326,125.00                  | (326,125.00)     | 320,814.22   |
| 56810 021_DS LEMON GROVE SD 20  | 97501 LEMON GROVE SD 2014B          | 0.00           | 0.00         | 0.00         | 0.00                        | 0.00             | 0.63         |
| 56811 015_DS ESCONDIDO USD 201  | 97542 ESCONDIDO USD 2014A           | 0.00           | 1,039,118.78 | 0.00         | 1,039,118.78                | (1,039,118.78)   | 1,130,017.18 |
| 56812 019_DS LAKESIDE USD 2015  | 97503 LAKESIDE USD 2015A REF        | 0.00           | 252,781.26   | 0.00         | 252,781.26                  | (252,781.26)     | 241,418.96   |
| 56813 008_DS CAJON VALLEY USD   | 97505 CAJON VALLEY USD 2012D        | 0.00           | 983,931.26   | 0.00         | 983,931.26                  | (983,931.26)     | 1,000,371.05 |
| 56814 028_DS RANCHO SANTA FE S  | 97343 RANCHO SANTA FE SD 2015 REFUN | 0.00           | 2,844,950.00 | 0.00         | 2,844,950.00                | (2,844,950.00)   | 2,813,589.26 |
| 56815 014_DS ENCINITAS USD 201  | 97506 ENCINITAS USD 2010 ELEC 2015  | 0.00           | 685,000.00   | 0.00         | 685,000.00                  | (685,000.00)     | 19,941.74    |
| 56816 017_DS JAMUL DULZURA USD  | 95711 JAMUL DULZURA USD 1995 ELEC 2 | 0.00           | 135,884.38   | 0.00         | 135,884.38                  | (135,884.38)     | 150,722.05   |
| 56817 032_DS SANTEE SCHOOL DIS  | 97514 SANTEE SCHOOL DIST 2015 REF   | 0.00           | 1,793,099.70 | 0.00         | 1,793,099.70                | (1,793,099.70)   | 116,616.89   |
| 56818 032_DS SANTEE SCHOOL DIS  | 97516 SANTEE SCHOOL DIST 2016A REF  | 0.00           | 295,882.50   | 0.00         | 295,882.50                  | (295,882.50)     | 313,062.82   |
| 56819 006_DS CAJON VALLEY USD   | 97523 CAJON VALLEY USD 2016 REF     | 0.00           | 2,445,100.00 | 0.00         | 2,445,100.00                | (2,445,100.00)   | 2,400,055.05 |
| 56820 035_DS SOUTH BAY USD 201  | 97532 SOUTH BAY USD 2016 REF        | 0.00           | 1,296,662.50 | 0.00         | 1,296,662.50                | (1,296,662.50)   | 1,296,589.21 |
| 56821 035_DS SOUTH BAY USD 200  | 97533 SOUTH BAY USD 2008B           | 0.00           | 349,800.00   | 0.00         | 349,800.00                  | (349,800.00)     | 423,955.91   |
| 56822 039_DS SOUTH BAY USD 201  | 97534 SOUTH BAY USD 2012B           | 0.00           | 444,750.00   | 0.00         | 444,750.00                  | (444,750.00)     | 552,505.55   |
| 56823 023_DS NATIONAL SCH DIST  | 97535 NATIONAL SCH DIST 2014B       | 0.00           | 348,150.00   | 0.00         | 348,150.00                  | (348,150.00)     | 347,629.29   |
| 56824 019_DS LAKESIDE USD 2016  | 97542 LAKESIDE USD 2016 REF         | 0.00           | 677,775.00   | 0.00         | 677,775.00                  | (677,775.00)     | 627,859.25   |
| 56825 009_DS CHULA VISTA ELEM   | 97543 CHULA VISTA ELEM SFID 1 2012C | 0.00           | 2,354,150.00 | 0.00         | 2,354,150.00                | (2,354,150.00)   | 2,268,755.62 |
| 56826 034_DS SOLANA BCH SFID 2  | 95707 SOLANA BCH SFID 2016-1        | 0.00           | 2,531,450.00 | 0.00         | 2,531,450.00                | (2,531,450.00)   | 2,398,007.42 |
| 56827 007_DS CARDIFF SCH DIST   | 97546 CARDIFF SCH DIST 2016A        | 0.00           | 547,243.76   | 0.00         | 547,243.76                  | (547,243.76)     | 554,808.33   |
| 56828 006_DS CAJON VALLEY USD   | 97547 CAJON VALLEY USD 2016A        | 0.00           | 0.00         | 0.00         | 0.00                        | 0.00             | 0.03         |
| 56829 015_DS ESCONDIDO USD 201  | 95643 ESCONDIDO USD 2017 REF        | 0.00           | 4,285,500.00 | 0.00         | 4,285,500.00                | (4,285,500.00)   | 4,354,534.42 |
| 56830 014_DS ENCINITAS USD 201  | 97549 ENCINITAS USD 2010 ELEC 2017  | 0.00           | 1,060,900.00 | 0.00         | 1,060,900.00                | (1,060,900.00)   | 1,038,532.77 |
| 56831 021_DS LEMON GROVE SD 20  | 97550 LEMON GROVE SD 2014D ED-TECH  | 0.00           | 0.00         | 0.00         | 0.00                        | 0.00             | 0.03         |
| 56832 021_DS LEMON GROVE SD 20  | 97551 LEMON GROVE SD 2014C          | 0.00           | 617,650.00   | 0.00         | 617,650.00                  | (617,650.00)     | 165,064.41   |
| 56834 032_DS SANTEE SCHOOL DIS  | 97554 SANTEE SCHOOL DIST 2017 REF   | 0.00           | 730,200.00   | 0.00         | 730,200.00                  | (730,200.00)     | 721,084.53   |
| 56835 006_DS CAJON VALLEY USD   | 97560 CAJON VALLEY USD 2012E        | 0.00           | 1,010,031.26 | 0.00         | 1,010,031.26                | (1,010,031.26)   | 953,575.08   |
| 56836 015_DS ESCONDIDO USD 201  | 95644 ESCONDIDO USD 2014B           | 0.00           | 2,654,706.26 | 0.00         | 2,654,706.26                | (2,654,706.26)   | 2,144,616.53 |
| 56837 019_DS LAKESIDE USD 2014  | 97570 LAKESIDE USD 2014B            | 0.00           | 699,212.50   | 0.00         | 699,212.50                  | (699,212.50)     | 708,851.40   |
| 56838 064_DS OCEANSIDE USD 201  | 97572 OCEANSIDE USD 2018REF PROP G  | 0.00           | 5,631.49     | 0.00         | 5,631.49                    | (5,631.49)       | 121.43       |
| 56839 064_DS OCEANSIDE USD 201  | 97573 OCEANSIDE USD 2018REF PROP H  | 0.00           | 1,500.00     | 0.00         | 1,500.00                    | (1,500.00)       | 24,118.39    |
| 56840 007_DS CARDIFF SCH DIST   | 97576 CARDIFF SCH DIST 2016B        | 0.00           | 397,362.52   | 0.00         | 397,362.52                  | (397,362.52)     | 400,228.59   |
| 56841 034_DS SOLANA BCH SFID 2  | 95708 SOLANA BCH SFID 2016B         | 0.00           | 2,781,250.00 | 0.00         | 2,781,250.00                | (2,781,250.00)   | 2,752,417.37 |

PERIODIC FINANCIAL STATEMENT - SCHEDULE OF REVENUES AND EXPENDITURES BY FUND AND ORGANIZATIONAL UNIT - GL041

Date 05-MAY-2026 15 33 57

COSD  
Current Period APR-26

Currency USD  
No specific FUND requested

| FUND                           | ORG                                 | REVISED BUDGET | EXPENDITURES | ENCUMBRANCES | EXPENDITURES & ENCUMBRANCES | REMAINING BUDGET | REVENUE      |
|--------------------------------|-------------------------------------|----------------|--------------|--------------|-----------------------------|------------------|--------------|
| 56842 021_DS LEMON GROVE SD 20 | 97583 LEMON GROVE SD 2019 REFUNDING | 0 00           | 386,500 00   | 0 00         | 386,500 00                  | (386,500 00)     | 353,395 69   |
| 56843 011_DS DEL MAR 2018ELEC  | 95713 DEL MAR 2018ELEC 2019SER MM   | 0 00           | 2,005,718 76 | 0 00         | 2,005,718 76                | (2,005,718 76)   | 1,993,949 12 |
| 56844 009_DS CHULA VISTA 2019  | 97586 CHULA VISTA 2019 BAN VV       | 0 00           | 0 00         | 0 00         | 0 00                        | 0 00             | 56 56        |
| 56845 006_DS CAJON VLY 2016B M | 97588 CAJON VLY 2016B MEAS EE       | 0 00           | 385,638 99   | 0 00         | 385,638 99                  | (385,638 99)     | 8,325 96     |
| 56846 032_DS SANTEE MEAS S SER | 97592 SANTEE MEAS S SER 2019        | 0 00           | 2,471,800 00 | 0 00         | 2,471,800 00                | (2,471,800 00)   | 979,706 03   |
| 56847 035_DS S BAY MEAS NN 201 | 97595 SOUTH BAY MEAS NN 2019 BAN    | 0 00           | 0 00         | 0 00         | 0 00                        | 0 00             | 98 17        |
| 56848 006_DS CAJON VLY USD 202 | 97598 CAJON VALLEY USD 2020 REF     | 0 00           | 1,601,125 00 | 0 00         | 1,601,125 00                | (1,601,125 00)   | 1,545,019 83 |
| 56849 050_DS SAN DIEGO USD 202 | 97600 SAN DIEGO USD 2020 REF        | 0 00           | 1,550,308 50 | 0 00         | 1,550,308 50                | (1,550,308 50)   | 1,409,937 90 |
| 56850 015_DS ESCONDIDO ELEM PR | 97601 ESCONDIDO ELEM PROP E 2014C   | 0 00           | 976,125 00   | 0 00         | 976,125 00                  | (976,125 00)     | 940,874 98   |
| 56851 009_DS CHULA VISTA MEAS  | 97605 CHULA VISTA MEAS M 2020 A     | 0 00           | 5,226,850 00 | 0 00         | 5,226,850 00                | (5,226,850 00)   | 5,350,338 64 |
| 56852 014_DS ENCINITAS 2020 RE | 97619 ENCINITAS 2020 REF SER A      | 0 00           | 544,332 15   | 0 00         | 544,332 15                  | (544,332 15)     | 534,940 35   |
| 56853 014_DS ENCINITAS 2020 RE | 97620 ENCINITAS 2020 REF SER B      | 0 00           | 230,097 09   | 0 00         | 230,097 09                  | (230,097 09)     | 684,831 93   |
| 56854 019_DS LAKESIDE USD 2021 | 97632 LAKESIDE USD 2021C            | 0 00           | 650,700 00   | 0 00         | 650,700 00                  | (650,700 00)     | 642,513 31   |
| 56855 033_DS SAN YSIDRO MEAS U | 97606 SAN YSIDRO MEAS U 2020A       | 0 00           | 819,800 00   | 0 00         | 819,800 00                  | (819,800 00)     | 787,159 42   |
| 56856 033_DS SAN YSIDRO MEAS T | 97607 SAN YSIDRO MEAS T 2020A       | 0 00           | 587,492 61   | 0 00         | 587,492 61                  | (587,492 61)     | 561,966 25   |
| 56857 023_DS NATIONAL ELEM 201 | 97622 NATIONAL ELEM 2016A           | 0 00           | 410,226 75   | 0 00         | 410,226 75                  | (410,226 75)     | 302,845 90   |
| 56858 015_DS ESCONDIDO ELEM 20 | 97623 ESCONDIDO ELEM 2021 REF       | 0 00           | 1,618,013 32 | 0 00         | 1,618,013 32                | (1,618,013 32)   | 1,556,313 34 |
| 56859 020_DS LA MESA SPRNG VLY | 97634 LA MESA SPRING VALLEY 2020A   | 0 00           | 1,570,800 00 | 0 00         | 1,570,800 00                | (1,570,800 00)   | 1,477,530 94 |
| 56860 015_DS ESCONDIDO UN ESD  | 97647 ESCONDIDO UN ESD 2014D        | 0 00           | 741,400 00   | 0 00         | 741,400 00                  | (741,400 00)     | 1,215,768 68 |
| 56861 010_DS DEHESA ESD 2012B  | 97648 DEHESA ESD 2012B              | 0 00           | 11,025 00    | 0 00         | 11,025 00                   | (11,025 00)      | 10,077 35    |
| 56862 010_DS DEHESA ESD 2022A  | 97649 DEHESA ESD 2022A REF          | 0 00           | 71,255 00    | 0 00         | 71,255 00                   | (71,255 00)      | 70,032 99    |
| 56863 010_DS DEHESA ESD 2022B  | 97650 DEHESA ESD 2022B REF          | 0 00           | 52,107 00    | 0 00         | 52,107 00                   | (52,107 00)      | 47,535 21    |
| 56864 010_DS DEHESA ESD 2022C  | 97651 DEHESA ESD 2022C REF          | 0 00           | 12,762 50    | 0 00         | 12,762 50                   | (12,762 50)      | 12,754 75    |
| 56865 015_DS ESCONDIDO ESD 201 | 97665 ESCONDIDO ESD 2014E           | 0 00           | 1,252,175 00 | 0 00         | 1,252,175 00                | (1,252,175 00)   | 695,975 54   |
| 56866 011_DS DEL MAR ESD 2022B | 95714 DEL MAR ESD 2022B             | 0 00           | 4,464,875 00 | 0 00         | 4,464,875 00                | (4,464,875 00)   | 2,461,485 43 |
| 56867 021_DS LEMON GROVE ESD 2 | 97657 LEMON GROVE ESD 2022 REF      | 0 00           | 369,602 40   | 0 00         | 369,602 40                  | (369,602 40)     | 450,356 17   |
| 56868 021_DS LEMON GROVE ESD 2 | 97676 LEMON GROVE ESD 2022A         | 0 00           | 986,250 00   | 0 00         | 986,250 00                  | (986,250 00)     | 686,178 13   |
| 56869 023_DS NATIONAL ESD 2016 | 97659 NATIONAL ESD 2016B            | 0 00           | 416,487 50   | 0 00         | 416,487 50                  | (416,487 50)     | 392,968 06   |
| 56870 035_DS SOUTH BAY USD 201 | 97660 SOUTH BAY USD 2016A           | 0 00           | 812,100 00   | 0 00         | 812,100 00                  | (812,100 00)     | 766,445 53   |
| 56871 035_DS SOUTH BAY ESD 200 | 97661 SOUTH BAY ESD 2006C           | 0 00           | 354,000 00   | 0 00         | 354,000 00                  | (354,000 00)     | 347,754 05   |
| 56872 035_DS SOUTH BAY ESD 202 | 97672 SOUTH BAY ESD 2023 REF        | 0 00           | 1,002,750 00 | 0 00         | 1,002,750 00                | (1,002,750 00)   | 974,569 25   |
| 56873 035_DS SOUTH BAY USD 202 | 97702 SOUTH BAY USD 2024A           | 0 00           | 540,941 24   | 0 00         | 540,941 24                  | (540,941 24)     | 2,659,532 68 |
| 56874 011_DS DEL MAR USD 2024C | 95715 DEL MAR USD 2024C             | 0 00           | 1,149,800 00 | 0 00         | 1,149,800 00                | (1,149,800 00)   | 2,157,847 37 |
| 56875 006_DS CAJON VALLEY ESD  | 97655 CAJON VALLEY ESD 2022REF      | 0 00           | 1,755,250 00 | 0 00         | 1,755,250 00                | (1,755,250 00)   | 4,400,666 37 |
| 56876 006_DS CAJON VALLEY ESD  | 97656 CAJON VALLEY ESD 2023REF      | 0 00           | 6,715,375 00 | 0 00         | 6,715,375 00                | (6,715,375 00)   | 524,050 09   |
| 56877 033_DS SAN YSIDRO MEAS U | 95847 SAN YSIDRO MEAS U 2020B       | 0 00           | 1,735,350 00 | 0 00         | 1,735,350 00                | (1,735,350 00)   | 433,632 37   |
| 56878 033_DS SAN YSIDRO MEAS T | 95848 SAN YSIDRO MEAS T 2020B       | 0 00           | 1,777,475 00 | 0 00         | 1,777,475 00                | (1,777,475 00)   | 426,665 41   |
| 56879 033_DS SAN YSIDRO ESD 20 | 95850 SAN YSIDRO ESD 2024 REF       | 0 00           | 765,400 00   | 0 00         | 765,400 00                  | (765,400 00)     | 551,942 64   |
| 56880 020_DS LA MESA-SV ESD 20 | 95730 LA MESA-SV ESD 2020B          | 0 00           | 3,035,375 00 | 0 00         | 3,035,375 00                | (3,035,375 00)   | 1,888,615 78 |
| 56881 006_DS CAJON VALLEY ESD  | 97691 CAJON VALLEY ESD 2024REF      | 0 00           | 1,642,250 00 | 0 00         | 1,642,250 00                | (1,642,250 00)   | 1,565,036 51 |
| 56882 020_DS LA MESA-SV ESD 20 | 95731 LA MESA-SV ESD 2020C          | 0 00           | 2,220,825 00 | 0 00         | 2,220,825 00                | (2,220,825 00)   | 1,464,122 77 |
| 56884 023_DS NATIONAL ESD 2016 | 97697 NATIONAL ESD 2016C            | 0 00           | 900,000 00   | 0 00         | 900,000 00                  | (900,000 00)     | 549,131 60   |
| 56886 032_DS SANTEE ESD 2025A  | 97705 SANTEE ESD 2025A REF          | 0 00           | 648,679 86   | 0 00         | 648,679 86                  | (648,679 86)     | 3,406,894 96 |
| 56888 014_DS ENCINITAS ESD 202 | 97707 ENCINITAS ESD 2025A           | 0 00           | 2,200,000 02 | 0 00         | 2,200,000 02                | (2,200,000 02)   | 5,131,447 89 |
| 56890 033_DS SAN YSIDRO ESD 20 | 95857 SAN YSIDRO ESD 2025A REF      | 0 00           | 1,258,934 02 | 0 00         | 1,258,934 02                | (1,258,934 02)   | 2,364,852 11 |
| 56891 033_DS SAN YSIDRO MEAS T | 95858 SAN YSIDRO MEAS T 2020C       | 0 00           | 815,427 09   | 0 00         | 815,427 09                  | (815,427 09)     | 695,466 53   |
| 56892 033_DS SAN YSIDRO MEAS U | 95859 SAN YSIDRO MEAS U 2020C       | 0 00           | 754,513 89   | 0 00         | 754,513 89                  | (754,513 89)     | 830,645 64   |
| 56895 066_DS WARNER USD 2025A  | 95862 WARNER USD 2025A              | 0 00           | 25,347 21    | 0 00         | 25,347 21                   | (25,347 21)      | 293,876 52   |
| 56898 021_DS LEMON GROVE ESD 2 | 97725 LEMON GROVE ESD 2024A MEAS CC | 0 00           | 227,333 35   | 0 00         | 227,333 35                  | (227,333 35)     | 1,720,689 98 |
| 56899 021_DS LEMON GROVE ESD 2 | 97726 LEMON GROVE ESD 2024A MEAS EE | 0 00           | 0 00         | 0 00         | 0 00                        | 0 00             | 1,722,168 67 |
| 56900 021_DS LEMON GROVE ESD 2 | 97727 LEMON GROVE ESD 2022B MEAS Q  | 0 00           | 199,999 99   | 0 00         | 199,999 99                  | (199,999 99)     | 1,637,069 38 |

PERIODIC FINANCIAL STATEMENT - SCHEDULE OF REVENUES AND EXPENDITURES BY FUND AND ORGANIZATIONAL UNIT - GL041

Date 05-MAY-2026 15:33:57

COSD  
Current Period APR-26

Currency USD  
No specific FUND requested

| FUND                           | ORG                                 | REVISED BUDGET | EXPENDITURES  | ENCUMBRANCES | EXPENDITURES & ENCUMBRANCES | REMAINING BUDGET | REVENUE       |
|--------------------------------|-------------------------------------|----------------|---------------|--------------|-----------------------------|------------------|---------------|
| 56910 028_DS RANCHO SANTA FE 2 | 97740 RANCHO SANTA FE 2025 REF      | 0.00           | 267,575.00    | 0.00         | 267,575.00                  | (267,575.00)     | 427,061.98    |
| 57520 040_DS ESCONDIDO HIGH 19 | 95824 ESCONDIDO HIGH 1999A REF      | 0.00           | 96.73         | 0.00         | 96.73                       | (96.73)          | 2.00          |
| 57521 040_DS ESCONDIDO UN HI 2 | 97412 ESCONDIDO UN HI 2008 ELEC 200 | 0.00           | 8,054,812.50  | 0.00         | 8,054,812.50                | (8,054,812.50)   | 7,976,333.48  |
| 57522 040_DS ESCONDIDO UN HI 2 | 97415 ESCONDIDO UN HI 2008 ELEC 200 | 0.00           | 0.00          | 0.00         | 0.00                        | 0.00             | 16,597.75     |
| 57523 040_DS ESCONDIDO UHSD 20 | 97447 ESCONDIDO UHSD 2008C          | 0.00           | 426,187.50    | 0.00         | 426,187.50                  | (426,187.50)     | 477,157.85    |
| 57531 042_DS GROSSMONT UNION H | 95827 GROSSMONT UNION HIGH 2004     | 0.00           | 5,380,000.00  | 0.00         | 5,380,000.00                | (5,380,000.00)   | 5,456,510.82  |
| 57532 042_DS GROSSMONT UNION H | 95829 GROSSMONT UNION HIGH 2006     | 0.00           | 12,360,000.00 | 0.00         | 12,360,000.00               | (12,360,000.00)  | 12,567,568.22 |
| 57533 042_DS GROSSMONT UNION H | 97395 GROSSMONT UNION HIGH 2008     | 0.00           | 5,210,000.00  | 0.00         | 5,210,000.00                | (5,210,000.00)   | 5,446,027.05  |
| 57534 042_DS GROSSMONT UNION H | 97406 GROSSMONT UNION HIGH 2008A    | 0.00           | 0.00          | 0.00         | 0.00                        | 0.00             | 0.18          |
| 57535 042_DS GROSSMONT UNION H | 97424 GROSSMONT UNION HIGH ELEC 200 | 0.00           | 0.00          | 0.00         | 0.00                        | 0.00             | 0.24          |
| 57536 042_DS GROSSMONT UNION H | 97434 GROSSMONT UNION HIGH ELEC 200 | 0.00           | 0.00          | 0.00         | 0.00                        | 0.00             | 0.77          |
| 57537 042_DS GROSSMONT UNION H | 97436 GROSSMONT UNION HIGH ELEC 200 | 0.00           | 25,674,601.05 | 0.00         | 25,674,601.05               | (25,674,601.05)  | 22,765,097.03 |
| 57538 042_DS GROSSMONT UHSD 20 | 97445 GROSSMONT UHSD 2004 ELEC 2011 | 0.00           | 3.23          | 0.00         | 3.23                        | (3.23)           | 0.07          |
| 57539 042_DS GROSSMONT UHSD 20 | 97446 GROSSMONT UHSD 2004ELEC 2011B | 0.00           | 0.09          | 0.00         | 0.09                        | (0.09)           |               |
| 57540 043_DS JULIAN UNION HS 1 | 95826 JULIAN UNION HI 1996A         | 0.00           | 0.00          | 0.00         | 0.00                        | 0.00             | 1.30          |
| 57541 042_DS GROSSMONT UHSD 20 | 97459 GROSSMONT UHSD 2012 REF       | 0.00           | 1,170,171.14  | 0.00         | 1,170,171.14                | (1,170,171.14)   | 25,262.44     |
| 57542 043_DS JULIAN UHSD 2010E | 95833 JULIAN UHSD 2010ELEC 2013A    | 0.00           | 276,912.50    | 0.00         | 276,912.50                  | (276,912.50)     | 271,529.79    |
| 57543 042_DS GROSSMONT UHSD 20 | 97481 GROSSMONT UHSD 2013 2008E     | 0.00           | 0.00          | 0.00         | 0.00                        | 0.00             | 0.09          |
| 57544 042_DS GROSSMONT UHSD 20 | 97499 GROSSMONT UHSD 2015 2008F PRO | 0.00           | 612,744.44    | 0.00         | 612,744.44                  | (612,744.44)     | 63,966.52     |
| 57545 042_DS GROSSMONT UHSD 20 | 97511 GROSSMONT UHSD 2015 REF       | 0.00           | 1,445,656.26  | 0.00         | 1,445,656.26                | (1,445,656.26)   | 1,148,829.14  |
| 57546 042_DS GROSSMONT UHSD 20 | 97521 GROSSMONT UHSD 2016 REF       | 0.00           | 4,163,550.00  | 0.00         | 4,163,550.00                | (4,163,550.00)   | 4,362,274.81  |
| 57547 042_DS GROSSMONT UHSD 20 | 97520 GROSSMONT UHSD SINKING DEP EL | 0.00           | 21,990,000.00 | 0.00         | 21,990,000.00               | (21,990,000.00)  | 122,491.78    |
| 57548 042_DS GROSSMONT UHSD 20 | 97539 GROSSMONT UHSD 2016B REF      | 0.00           | 3,097,550.00  | 0.00         | 3,097,550.00                | (3,097,550.00)   | 2,998,730.12  |
| 57549 042_DS GROSSMONT UHSD EL | 97544 GROSSMONT UHSD ELEC 2008 2017 | 0.00           | 1,421,525.00  | 0.00         | 1,421,525.00                | (1,421,525.00)   | 1,430,496.81  |
| 57551 045_DS SAN DIEGUITO UHSD | 95831 SAN DIEGUITO UHSD 2012        | 0.00           | 164,845.76    | 0.00         | 164,845.76                  | (164,845.76)     | 71,989.67     |
| 57553 045_DS SAN DIEGUITO UHSD | 95835 SAN DIEGUITO UHSD 2012B-2     | 0.00           | 1,515,512.50  | 0.00         | 1,515,512.50                | (1,515,512.50)   | 88,122.44     |
| 57555 045_DS SAN DIEGUITO UHSD | 95837 SAN DIEGUITO UHSD 2012C-2     | 0.00           | 3,516,050.00  | 0.00         | 3,516,050.00                | (3,516,050.00)   | 3,900,873.25  |
| 57556 042_DS GROSSMONT UHSD EL | 97545 GROSSMONT UHSD ELEC 2016 2017 | 0.00           | 2,094,025.00  | 0.00         | 2,094,025.00                | (2,094,025.00)   | 2,128,016.21  |
| 57557 042_DS GROSSMONT UHSD 20 | 97557 GROSSMONT UHSD 2008 2017H-1 P | 0.00           | 0.00          | 0.00         | 0.00                        | 0.00             | 0.06          |
| 57558 042_DS GROSSMONT UHSD 20 | 97558 GROSSMONT UHSD 2008 2017H-2 P | 0.00           | 544,712.52    | 0.00         | 544,712.52                  | (544,712.52)     | 687,040.09    |
| 57559 046_DS SWEETWATER UNION  | 97375 SWEETWATER UNION DS 2000A     | 0.00           | 2,083,005.00  | 0.00         | 2,083,005.00                | (2,083,005.00)   | 105,033.94    |
| 57562 046_DS SWEETWATER UN HIG | 97379 SWEETWATER UN HIGH 2000C      | 0.00           | 8,995,000.00  | 0.00         | 8,995,000.00                | (8,995,000.00)   | 439,489.01    |
| 57563 046_DS SWEETWATER UNION  | 97383 SWEETWATER UNION HIGH 2007    | 0.00           | 0.00          | 0.00         | 0.00                        | 0.00             | 0.20          |
| 57564 046_DS SWEETWATER UHSD 2 | 97490 SWEETWATER UHSD 2014 REF BOND | 0.00           | 4,695,500.00  | 0.00         | 4,695,500.00                | (4,695,500.00)   | 300,096.73    |
| 57565 046_DS SWEETWATER UHSD 2 | 97518 SWEETWATER UHSD 2018 REF BOND | 0.00           | 7,432,450.00  | 0.00         | 7,432,450.00                | (7,432,450.00)   | 6,753,786.41  |
| 57566 046_DS SWEETWATER UHSD 2 | 97519 SWEETWATER UHSD 2008 ELEC 201 | 0.00           | 7,121,531.28  | 0.00         | 7,121,531.28                | (7,121,531.28)   | 6,623,796.09  |
| 57567 041_DS FALLBROOK UNION H | 95836 FALLBROOK UNION HIGH 2017A    | 0.00           | 381,212.50    | 0.00         | 381,212.50                  | (381,212.50)     | 378,550.63    |
| 57568 046_DS SWEETWATER UHSD 2 | 97569 SWEETWATER UHSD 2006 2018C    | 0.00           | 1,104,300.00  | 0.00         | 1,104,300.00                | (1,104,300.00)   | 1,075,798.49  |
| 57569 061_DS POWAY SFID 2002-1 | 97591 POWAY USD SFID 2002-1 2019 RE | 0.00           | 5,323,967.01  | 0.00         | 5,323,967.01                | (5,323,967.01)   | 5,552,263.88  |
| 57570 061_DS POWAY USD 2008B   | 97448 POWAY USD 2008B               | 0.00           | 0.00          | 0.00         | 0.00                        | 0.00             | 404.61        |
| 57571 061_DS POWAY USD SFID 20 | 97449 POWAY USD SFID 2002-1 2011 RE | 0.00           | 0.00          | 0.00         | 0.00                        | 0.00             | 36.42         |
| 57572 061_DS POWAY USD SFID 20 | 97489 POWAY USD SFID 2002-1B 2014 R | 0.00           | 7,623,425.00  | 0.00         | 7,623,425.00                | (7,623,425.00)   | 672,179.67    |
| 57574 042_DS GROSSMONT UHSD 20 | 97559 GROSSMONT UHSD 2017 REF       | 0.00           | 874,900.00    | 0.00         | 874,900.00                  | (874,900.00)     | 1,755,553.67  |
| 57576 045_DS SAN DIEGUITO UHSD | 95840 SAN DIEGUITO UHSD 2012D-2     | 0.00           | 727,400.00    | 0.00         | 727,400.00                  | (727,400.00)     | 689,292.39    |
| 57577 042_DS GROSSMT UHSD 2016 | 97571 GROSSMT UHSD 2016 2018B       | 0.00           | 2,036,050.00  | 0.00         | 2,036,050.00                | (2,036,050.00)   | 2,067,596.48  |
| 57578 042_DS GROSSMT 2016 2019 | 97584 GROSSMT 2016 2019C MEAS BB    | 0.00           | 1,660,125.00  | 0.00         | 1,660,125.00                | (1,660,125.00)   | 1,682,487.40  |
| 57579 042_DS GROSSMT 2009 2019 | 97585 GROSSMT 2008 2019H PROP U     | 0.00           | 527,800.00    | 0.00         | 527,800.00                  | (527,800.00)     | 613,656.73    |
| 57580 042_DS GROSSMT PROP U 20 | 97602 GROSSMT PROP U 2020 REF       | 0.00           | 1,363,500.00  | 0.00         | 1,363,500.00                | (1,363,500.00)   | 1,314,326.92  |
| 57581 045_DS SAN DIEGUITO UHSD | 97603 SAN DIEGUITO UHSD 2020 REF    | 0.00           | 9,713,747.45  | 0.00         | 9,713,747.45                | (9,713,747.45)   | 9,503,033.70  |
| 57582 041_DS FALLBROOK UHSD 20 | 95841 FALLBROOK UHSD 2020 B         | 0.00           | 333,231.26    | 0.00         | 333,231.26                  | (333,231.26)     | 332,966.60    |
| 57583 042_DS GROSSMT 2008 PROP | 97609 GROSSMT 2008 PROP U 2020J     | 0.00           | 547,975.02    | 0.00         | 547,975.02                  | (547,975.02)     | 503,083.98    |

PERIODIC FINANCIAL STATEMENT - SCHEDULE OF REVENUES AND EXPENDITURES BY FUND AND ORGANIZATIONAL UNIT - GL041

Date 05-MAY-2026 15:33 57

COSD  
Current Period APR-26

Currency USD  
No specific FUND requested

| FUND                           | ORG                                 | REVISED BUDGET | EXPENDITURES  | ENCUMBRANCES | EXPENDITURES & ENCUMBRANCES | REMAINING BUDGET | REVENUE       |
|--------------------------------|-------------------------------------|----------------|---------------|--------------|-----------------------------|------------------|---------------|
| 57584 042_DS GROSSMONT UHSD 20 | 97637 GROSSMONT UHSD 2021K          | 0.00           | 0.00          | 0.00         | 0.00                        | 0.00             | 166.21        |
| 57585 045_DS SAN DIEGUITO UHSD | 97628 SAN DIEGUITO UHSD 2021 REF    | 0.00           | 1,096,010.80  | 0.00         | 1,096,010.80                | (1,096,010.80)   | 1,048,821.46  |
| 57586 045_DS SAN DIEGUITO UHSD | 97629 SAN DIEGUITO UHSD 2021E-1     | 0.00           | 302,700.11    | 0.00         | 302,700.11                  | (302,700.11)     | 6,535.34      |
| 57587 045_DS SAN DIEGUITO UHSD | 97630 SAN DIEGUITO UHSD 2021E-2     | 0.00           | 2,129,987.50  | 0.00         | 2,129,987.50                | (2,129,987.50)   | 2,203,023.82  |
| 57588 041_DS FALLBROOK UHSD 20 | 95842 FALLBROOK UHSD 2022C          | 0.00           | 1,059,150.00  | 0.00         | 1,059,150.00                | (1,059,150.00)   | 984,958.69    |
| 57589 042_DS GROSSMONT UHSD 20 | 95849 GROSSMONT UHSD 2022L          | 0.00           | 1,054,250.00  | 0.00         | 1,054,250.00                | (1,054,250.00)   | 1,081,012.60  |
| 57590 046_DS SWEETWATER UHSD 2 | 97666 SWEETWATER UHSD 2022A         | 0.00           | 15,314,700.00 | 0.00         | 15,314,700.00               | (15,314,700.00)  | 7,672,690.13  |
| 57591 046_DS SWEETWATER UHSD 2 | 97687 SWEETWATER UHSD 2022D         | 0.00           | 1,297,750.00  | 0.00         | 1,297,750.00                | (1,297,750.00)   | 2,084,187.20  |
| 57592 046_DS SWEETWATER UHSD 2 | 97696 SWEETWATER UHSD 2024 REF      | 0.00           | 5,542,825.00  | 0.00         | 5,542,825.00                | (5,542,825.00)   | 17,894,331.09 |
| 57593 046_DS SWEETWATER UHSD 2 | 97800 SWEETWATER UHSD 2025A-1       | 0.00           | 855,670.67    | 0.00         | 855,670.67                  | (855,670.67)     | 2,916.24      |
| 57594 046_DS SWEETWATER UHSD 2 | 97801 SWEETWATER UHSD 2025A-2       | 0.00           | 1,792,139.72  | 0.00         | 1,792,139.72                | (1,792,139.72)   | 18,738,374.54 |
| 57595 042_DS GROSSMONT UHSD 20 | 95851 GROSSMONT UHSD 2024A REF      | 0.00           | 4,342,000.00  | 0.00         | 4,342,000.00                | (4,342,000.00)   | 7,103,749.68  |
| 57596 042_DS GROSSMONT UHSD 20 | 95852 GROSSMONT UHSD 2024B REF      | 0.00           | 69,280.00     | 0.00         | 69,280.00                   | (69,280.00)      | 360,214.74    |
| 57598 045_DS SAN DIEGUITO UHSD | 97703 SAN DIEGUITO UHSD 2025 REF    | 0.00           | 3,201,010.41  | 0.00         | 3,201,010.41                | (3,201,010.41)   | 5,122,666.82  |
| 57599 046_DS SWEETWATER UHSD 2 | 97802 SWEETWATER UHSD 2025A-3       | 0.00           | 271,666.67    | 0.00         | 271,666.67                  | (271,666.67)     | 1,311,352.95  |
| 58490 053_DS GROSS CUY CC 2021 | 97626 GROSS CUY CC 2021C            | 0.00           | 2,763,700.00  | 0.00         | 2,763,700.00                | (2,763,700.00)   | 2,655,135.43  |
| 58491 053_DS GROSS CUY CC 2021 | 97627 GROSS CUY CC 2021 REF         | 0.00           | 3,394,277.80  | 0.00         | 3,394,277.80                | (3,394,277.80)   | 3,866,025.04  |
| 58492 053_DS GROSS CUY CC 2018 | 95023 GROSS CUY CC 2018 REF         | 0.00           | 1,000,000.00  | 0.00         | 1,000,000.00                | (1,000,000.00)   | 281,610.19    |
| 58493 053_DS GROSS CUY CC 2018 | 95018 GROSS CUY CC 2018B            | 0.00           | 5,296,600.00  | 0.00         | 5,296,600.00                | (5,296,600.00)   | 5,133,443.63  |
| 58494 053_DS GROSS CUY CC 2013 | 95017 GROSS CUY CC 2013 REF BONDS   | 0.00           | 0.00          | 0.00         | 0.00                        | 0.00             | 15,422.97     |
| 58495 053_DS GROSS CUY CC 2012 | 95016 GROSS CUY CC 2012 ELEC 2013A  | 0.00           | 363,270.91    | 0.00         | 363,270.91                  | (363,270.91)     | 7,843.01      |
| 58496 053_DS GROSS CUY COMM CO | 95013 GROSS CUY COMM COLL 2008C     | 0.00           | 19,060,000.00 | 0.00         | 19,060,000.00               | (19,060,000.00)  | 19,009,501.23 |
| 58497 053_DS GROSS CUY COMM CO | 95014 GROSS CUY COMM COLL 2008 REF  | 0.00           | 0.00          | 0.00         | 0.00                        | 0.00             | 0.12          |
| 58502 055_DS SOUTHWESTERN CC 2 | 95001 SOUTHWESTERN CC 2004          | 0.00           | 4,175,000.00  | 0.00         | 4,175,000.00                | (4,175,000.00)   | 8,886,905.90  |
| 58503 055_DS SOUTHWESTERN CC R | 95011 SOUTHWESTERN CC REF 2005B     | 0.00           | 9.50          | 0.00         | 9.50                        | (9.50)           | 0.20          |
| 58504 055_DS SOUTHWESTERN CC P | 97413 SOUTHWESTERN CC PROP R 2009   | 0.00           | 1.59          | 0.00         | 1.59                        | (1.59)           | 0.04          |
| 58505 055_DS SOUTHWESTERN CC 2 | 97414 SOUTHWESTERN CC 2008 ELEC 200 | 0.00           | 7.19          | 0.00         | 7.19                        | (7.19)           | 0.18          |
| 58506 055_DS SOUTHWESTERN CC 2 | 97420 SOUTHWESTERN CC 2008 ELEC 201 | 0.00           | 0.00          | 0.00         | 0.00                        | 0.00             | 18,692.49     |
| 58508 055_DS SOUTHWESTERN CC 2 | 97496 SOUTHWESTERN CC 2015 REF      | 0.00           | 3,966,750.00  | 0.00         | 3,966,750.00                | (3,966,750.00)   | 207,623.44    |
| 58509 055_DS SOUTHWESTERN CC 2 | 97502 SOUTHWESTERN CC 2008 ELEC 201 | 0.00           | 164.60        | 0.00         | 164.60                      | (164.60)         | 3.55          |
| 58510 055_DS SOUTHWESTERN CC 2 | 97536 SOUTHWESTERN CC 2016 REF A    | 0.00           | 166.13        | 0.00         | 166.13                      | (166.13)         | 3.59          |
| 58511 055_DS SOUTHWESTERN CC 2 | 97537 SOUTHWESTERN CC 2016 REF B    | 0.00           | 5,735,200.00  | 0.00         | 5,735,200.00                | (5,735,200.00)   | 5,813,135.40  |
| 58512 055_DS SOUTHWESTERN CC 2 | 97553 SOUTHWESTERN CC 2016 ELEC 201 | 0.00           | 4,628,493.76  | 0.00         | 4,628,493.76                | (4,628,493.76)   | 4,569,034.83  |
| 58513 055_DS SOUTHWESTERN CC P | 97614 SOUTHWESTERN CC PROP R 2020 R | 0.00           | 3,047,121.51  | 0.00         | 3,047,121.51                | (3,047,121.51)   | 3,012,534.44  |
| 58514 055_DS SOUTHWESTERN CC P | 97615 SOUTHWESTERN CC PROP R 2020E  | 0.00           | 1,791,925.00  | 0.00         | 1,791,925.00                | (1,791,925.00)   | 1,832,889.69  |
| 58515 055_DS SOUTHWESTERN CC M | 97616 SOUTHWESTERN CC MEAS 2 2020B  | 0.00           | 1,099,925.00  | 0.00         | 1,099,925.00                | (1,099,925.00)   | 1,237,668.17  |
| 58516 055_DS SOUTHWESTERN CC 2 | 97624 SOUTHWESTERN CC 2021 REF      | 0.00           | 4,719,697.68  | 0.00         | 4,719,697.68                | (4,719,697.68)   | 5,116,348.17  |
| 58517 055_DS SOUTHWESTERN CC 2 | 97625 SOUTHWESTERN CC 2021C         | 0.00           | 1,707,068.76  | 0.00         | 1,707,068.76                | (1,707,068.76)   | 1,417,588.00  |
| 58518 052_DS PALOMAR CC DS 200 | 95022 PALOMAR CC DS 2006D           | 0.00           | 7,023,800.00  | 0.00         | 7,023,800.00                | (7,023,800.00)   | 6,913,724.50  |
| 58519 052_DS PALOMAR CC DS 200 | 95019 PALOMAR CC DS 2006C           | 0.00           | 2,260,125.00  | 0.00         | 2,260,125.00                | (2,260,125.00)   | 93,885.68     |
| 58520 052_DS PALOMAR CC DS 200 | 95015 PALOMAR CC DS 2006A           | 0.00           | 0.00          | 0.00         | 0.00                        | 0.00             | 0.09          |
| 58521 052_DS PALOMAR CC DS 200 | 97422 PALOMAR CC DS 2006B           | 0.00           | 8,059,010.00  | 0.00         | 8,059,010.00                | (8,059,010.00)   | 7,671,723.42  |
| 58522 052_DS PALOMAR CC 2015 G | 97491 PALOMAR CC 2015 GO REF BONDS  | 0.00           | 0.00          | 0.00         | 0.00                        | 0.00             | 359,668.95    |
| 58523 052_DS PALOMAR CC 2017 R | 97548 PALOMAR CC 2017 REF           | 0.00           | 4,437,600.00  | 0.00         | 4,437,600.00                | (4,437,600.00)   | 4,263,787.48  |
| 58524 052_DS PALOMAR CC 2020 R | 97621 PALOMAR CC 2020 REF           | 0.00           | 7,340,759.57  | 0.00         | 7,340,759.57                | (7,340,759.57)   | 7,184,916.91  |
| 58525 052_DS PALOMAR CC 2021 G | 97636 PALOMAR CC 2021 GO REF BONDS  | 0.00           | 4,366,165.88  | 0.00         | 4,366,165.88                | (4,366,165.88)   | 15,546,161.98 |
| 58530 053_DS GROSS CUY CC 2026 | 95726 GROSS CUY CC 2026D            | 0.00           | 0.00          | 0.00         | 0.00                        | 0.00             | 709,628.50    |
| 58535 054_DS MIRACOSTA CC 2016 | 97555 MIRACOSTA CC 2016A            | 0.00           | 3,152,900.00  | 0.00         | 3,152,900.00                | (3,152,900.00)   | 3,172,258.15  |
| 58536 054_DS MIRACOSTA CC 2016 | 97604 MIRACOSTA CC 2016B            | 0.00           | 8,605,543.76  | 0.00         | 8,605,543.76                | (8,605,543.76)   | 8,554,577.46  |
| 58537 054_DS MIRACOSTA CCD 201 | 97652 MIRACOSTA CCD 2016C           | 0.00           | 8,160,362.52  | 0.00         | 8,160,362.52                | (8,160,362.52)   | 8,655,821.73  |
| 58540 055_DS SOUTHWESTERN CC 2 | 97641 SOUTHWESTERN CC 2021D         | 0.00           | 7,293,250.00  | 0.00         | 7,293,250.00                | (7,293,250.00)   | 7,048,499.73  |

PERIODIC FINANCIAL STATEMENT - SCHEDULE OF REVENUES AND EXPENDITURES BY FUND AND ORGANIZATIONAL UNIT - GL041

Date 05-MAY-2026 15 33 57

COSD  
Current Period APR-26

Currency USD  
No specific FUND requested

| FUND                            | ORG                                 | REVISED BUDGET    | EXPENDITURES     | ENCUMBRANCES     | EXPENDITURES & ENCUMBRANCES | REMAINING BUDGET | REVENUE          |
|---------------------------------|-------------------------------------|-------------------|------------------|------------------|-----------------------------|------------------|------------------|
| 58541 055_DS SOUTHWESTERN CC 2  | 97642 SOUTHWESTERN CC 2021F         | 0.00              | 2,725,150.00     | 0.00             | 2,725,150.00                | (2,725,150.00)   | 2,630,078.54     |
| 58542 055_DS SOUTHWESTERN CC 2  | 97701 SOUTHWESTERN CC 2025A         | 0.00              | 3,070,429.97     | 0.00             | 3,070,429.97                | (3,070,429.97)   | 6,806,343.49     |
| 58553 060_DS SAN DIEGO COMM CO  | 97408 SAN DIEGO COMM COLL PROP S 20 | 0.00              | 3,632.58         | 0.00             | 3,632.58                    | (3,632.58)       | 78.40            |
| 58554 060_DS SAN DIEGO COMM CO  | 97441 SAN DIEGO COMM COLL 2011 REFU | 0.00              | 245.70           | 0.00             | 245.70                      | (245.70)         | 5.30             |
| 58555 060_DS SAN DIEGO COMM CO  | 97442 SAN DIEGO COMM COLL 2008 ELEC | 0.00              | 513.09           | 0.00             | 513.09                      | (513.09)         | 11.07            |
| 58556 060_DS SAN DIEGO COMM CO  | 97443 SAN DIEGO COMM COLL 2002 ELEC | 0.00              | 0.00             | 0.00             | 0.00                        | 0.00             | 10,025.09        |
| 58557 060_DS SAN DIEGO CC 2012  | 97453 SAN DIEGO COMM COLL 2012 REF  | 0.00              | 48,430.38        | 0.00             | 48,430.38                   | (48,430.38)      | 1,044.59         |
| 58558 060_DS SDCCD 2006 SERIES  | 97476 SDCCD 2006 SERIES 2013        | 0.00              | 419,773.95       | 0.00             | 419,773.95                  | (419,773.95)     | 9,062.55         |
| 58559 060_DS SDCCD 2002 SERIES  | 97477 SDCCD 2002 SERIES 2013        | 0.00              | 509,398.20       | 0.00             | 509,398.20                  | (509,398.20)     | 10,559.82        |
| 58560 060_DS SDCCD 2008 SERIES  | 97540 SDCCD 2008 SERIES 2016        | 0.00              | 8,249,425.00     | 0.00             | 8,249,425.00                | (8,249,425.00)   | 8,350,397.46     |
| 58561 060_DS SDCCD 2016 REF     | 97541 SDCCD 2016 REF                | 0.00              | 25,188,875.00    | 0.00             | 25,188,875.00               | (25,188,875.00)  | 26,696,333.38    |
| 58562 060_DS SDCC2019REF PROP N | 97589 SDCCD 2019 REF PROPS N&S SER  | 0.00              | 33,284,078.72    | 0.00             | 33,284,078.72               | (33,284,078.72)  | 29,504,040.42    |
| 58563 060_DS SDCC2019REF PROP N | 97590 SDCCD 2019 REF PROPS N&S SER  | 0.00              | 6,216,484.98     | 0.00             | 6,216,484.98                | (6,216,484.98)   | 6,424,102.74     |
| 58564 060_DS SDCCD 2021 REF     | 97645 SDCCD 2021 REF                | 0.00              | 19,400,170.83    | 0.00             | 19,400,170.83               | (19,400,170.83)  | 19,065,974.45    |
| 58565 060_DS SDCCD 2024 REF     | 97653 SDCCD 2024 REF                | 0.00              | 7,884,650.00     | 0.00             | 7,884,650.00                | (7,884,650.00)   | 9,304,806.08     |
| 58566 060_DS SDCCD SERIES 2025  | 97698 SDCCD SERIES 2025 A-1         | 0.00              | 33,715,597.78    | 0.00             | 33,715,597.78               | (33,715,597.78)  | 3,104,806.65     |
| 58567 060_DS SDCCD SERIES 2025  | 97699 SDCCD SERIES 2025 A-2         | 0.00              | 9,025,519.44     | 0.00             | 9,025,519.44                | (9,025,519.44)   | 59,832,413.27    |
| 58570 061_DS POWAY USD 2025 RE  | 97700 POWAY USD 2025 REF            | 0.00              | 10,232,875.00    | 0.00             | 10,232,875.00               | (10,232,875.00)  | 16,340,645.54    |
| REPORT TOTAL                    |                                     | 11,468,501,271.97 | 6,466,146,756.50 | 2,264,904,516.92 | 10,731,111,273.42           | 737,389,998.55   | 6,942,377,477.48 |

PERIODIC FINANCIAL STATEMENT - SCHEDULE OF REVENUES AND EXPENDITURES BY FUND AND ORGANIZATIONAL UNIT - GL041

Date 05-MAY-2026 15:33:57

COSD  
Current Period APR-26

Currency USD  
No specific FUND requested

| FUND                            | ORG | REVISED BUDGET   | EXPENDITURES     | ENCUMBRANCES     | EXPENDITURES & ENCUMBRANCES | REMAINING BUDGET | REVENUE          |
|---------------------------------|-----|------------------|------------------|------------------|-----------------------------|------------------|------------------|
| 10100 GENERAL FUND              |     | 7,867,868,607.94 | 5,142,049,913.85 | 1,598,402,279.53 | 6,740,452,193.38            | 1,127,416,414.56 | 3,449,668,621.45 |
| 11100 ROAD FUND                 |     | 491,849,897.75   | 173,272,212.11   | 80,931,983.67    | 254,204,195.78              | 237,445,701.97   | 158,053,211.73   |
| 12020 CSHAF GILLESPIE HOUSING   |     | 25,000.00        | 17,325.70        | 0.00             | 17,325.70                   | 7,674.30         | 19,996.26        |
| 12022 CSHAF USDRIP HOUSING      |     | 3,500.00         | 2.93             | 0.00             | 2.93                        | 3,497.07         | 5,243.03         |
| 12150 S O COUNTY LIGHT MAINT D  |     | 3,030,603.16     | 1,650,799.92     | 414,413.97       | 2,065,213.89                | 965,389.27       | 2,135,357.95     |
| 12200 COUNTY LIBRARY            |     | 77,584,360.23    | 54,702,246.53    | 6,966,835.61     | 61,669,082.14               | 15,915,278.09    | 57,285,709.66    |
| 12250 SHERF ASSET FORFEIT PRGM  |     | 2,581,353.57     | 1,129,956.18     | 580,331.62       | 1,710,287.80                | 871,065.77       | 1,312,539.03     |
| 12251 SHERF ASSET FORFEIT US T  |     | 2,000,000.00     | 90,883.19        | 631,188.43       | 722,071.62                  | 1,277,928.38     | 1,311,628.26     |
| 12252 SHERF ASSET FORFEIT STAT  |     | 2,400,000.00     | 29,387.24        | 0.00             | 29,387.24                   | 2,370,612.76     | 486,569.14       |
| 12300 DA ASSET FORFEIT FEDERAL  |     | 2,153,112.38     | 41,671.78        | 6,992.98         | 48,664.76                   | 2,104,447.62     | 232,429.12       |
| 12325 DA ASSET FORFEIT US TREA  |     | 50,000.00        | 0.00             | 0.00             | 0.00                        | 50,000.00        | 19,785.41        |
| 12350 DA ASSET FORFEIT STATE    |     | 354,168.13       | 201,368.31       | 128,125.62       | 329,493.93                  | 24,675.20        | 130,791.09       |
| 12450 PROB ASSET FORFEIT PRGM   |     | 100,000.00       | 0.00             | 0.00             | 0.00                        | 100,000.00       | 5,907.36         |
| 12451 PROB ASSET FORFEIT US TR  |     | 0.00             | 0.00             | 0.00             | 0.00                        | 0.00             | 15.37            |
| 12452 PROB ASSET FORFEIT STATE  |     | 0.00             | 0.00             | 0.00             | 0.00                        | 0.00             | 432.47           |
| 12500 SHERIFFS INCARC PPL S WEL |     | 8,710,281.18     | 2,223,082.70     | 267,628.43       | 2,490,709.13                | 6,219,572.05     | 2,219,728.02     |
| 12550 WARD WELFARE FUND         |     | 2,000.00         | 0.00             | 0.00             | 0.00                        | 2,000.00         | 25,788.24        |
| 12555 PUB SAFETY PROP 172 SP R  |     | 431,065,820.10   | 299,686,309.15   | 349,668.85       | 300,035,978.00              | 131,029,842.10   | 231,841,233.80   |
| 12580 TOBACCO SECURITIZATION S  |     | 35,514,624.00    | 101,511.78       | 0.00             | 101,511.78                  | 35,413,112.22    | 3,630,187.54     |
| 12650 INACTIVE WASTE SITE MGMT  |     | 8,273,084.49     | 3,000,876.19     | 1,623,017.33     | 4,623,893.52                | 3,649,190.97     | 1,619,731.75     |
| 12675 WASTE PLANNING AND RECYC  |     | 7,862,571.42     | 3,565,721.30     | 2,153,110.34     | 5,718,831.64                | 2,143,739.78     | 4,375,723.26     |
| 12700 HILLSBOROUGH LINDFL MAINT |     | 0.00             | 0.00             | 0.00             | 0.00                        | 0.00             | 1.66             |
| 12750 DUCK POND LANDFILL CLEAN  |     | 14,669.00        | 0.00             | 0.00             | 0.00                        | 14,669.00        | 9,637.13         |
| 12760 IHS PUBLIC AUTHORITY SPR  |     | 57,470,255.00    | 50,572,828.87    | 251,109.23       | 50,823,938.10               | 6,646,316.90     | 57,110,953.57    |
| 13004 PLD AREA 4 LINCOLN ACRES  |     | 2,014,200.00     | 0.00             | 300.00           | 300.00                      | 2,013,900.00     | 447.27           |
| 13015 PLD AREA 15 SWEETWATER    |     | 2,000.00         | 0.00             | 0.00             | 0.00                        | 2,000.00         | 8.69             |
| 13016 PLD AREA 16 OTAY          |     | 0.00             | 0.00             | 0.00             | 0.00                        | 0.00             | 12.72            |
| 13019 PLD AREA 19 JAMUL         |     | 300.00           | 0.00             | 0.00             | 0.00                        | 300.00           | 137.69           |
| 13020 PLD AREA 20 SPRING VALLE  |     | 1,000.00         | 0.00             | 1,000.00         | 1,000.00                    | 0.00             | 333.59           |
| 13025 PLD AREA 25 LAKESIDE      |     | 5,000.00         | 0.00             | 0.00             | 0.00                        | 5,000.00         | 71,788.87        |
| 13026 PLD AREA 26 CREST         |     | 1,000.00         | 0.00             | 750.00           | 750.00                      | 250.00           | 5,214.04         |
| 13027 PLD AREA 27 ALPINE        |     | 4,000.00         | 0.00             | 0.00             | 0.00                        | 4,000.00         | 12,183.03        |
| 13028 PLD AREA 28 RAMONA        |     | 243,835.14       | 236,452.78       | 6,882.36         | 243,335.14                  | 500.00           | 17,649.80        |
| 13029 PLD AREA 29 ESCONDIDO     |     | 875,905.00       | 0.00             | 874,905.00       | 874,905.00                  | 1,000.00         | 27,127.31        |
| 13030 PLD AREA 30 SAN MARCOS    |     | 918,158.00       | 0.00             | 916,158.00       | 916,158.00                  | 2,000.00         | 29,663.70        |
| 13031 PLD AREA 31 SAN DIEGUITO  |     | 4,087,622.00     | 0.00             | 4,087,622.00     | 4,087,622.00                | 0.00             | 157,372.10       |
| 13032 PLD AREA 32 CARLSBAD      |     | 2,600.00         | 0.00             | 0.00             | 0.00                        | 2,600.00         | 1,305.03         |
| 13035 PLD AREA 35 FALLBROOK     |     | 10,800.00        | 0.00             | 0.00             | 0.00                        | 10,800.00        | 1,595.47         |
| 13036 PLD AREA 36 BONSALL       |     | 4,000.00         | 0.00             | 4,000.00         | 4,000.00                    | 0.00             | 4,275.93         |
| 13037 PLD AREA 37 VISTA         |     | 901,727.19       | 0.00             | 900,727.19       | 900,727.19                  | 1,000.00         | 27,827.98        |
| 13038 PLD AREA 38 VALLEY CENTE  |     | 40,475.92        | 3,028.96         | 36,448.96        | 39,475.92                   | 1,000.00         | 2,303.87         |
| 13039 PLD AREA 39 PAUMA VALLEY  |     | 1,000.00         | 0.00             | 200.00           | 200.00                      | 800.00           | 17,259.89        |
| 13040 PLD AREA 40 PALOMAR JULI  |     | 693,342.00       | 103,698.42       | 339,774.68       | 443,473.10                  | 249,868.90       | 9,252.98         |
| 13041 PLD AREA 41 MTN EMPIRE    |     | 500.00           | 0.00             | 500.00           | 500.00                      | 0.00             | 5,153.97         |
| 13042 PLD AREA 42 ANZA BORREGO  |     | 1,000.00         | 0.00             | 1,000.00         | 1,000.00                    | 0.00             | 3,218.87         |
| 13043 PLD AREA 43 CENTRAL MTN   |     | 300.00           | 0.00             | 0.00             | 0.00                        | 300.00           | 768.78           |
| 13044 PLD AREA 44 OCEANSIDE     |     | 0.00             | 0.00             | 0.00             | 0.00                        | 0.00             | 133.92           |
| 13045 PLD AREA 45 VALLE DE ORO  |     | 500.00           | 0.00             | 300.00           | 300.00                      | 200.00           | 562.37           |
| 13049 PLD ADMINISTRATIVE FEE    |     | 751,000.00       | 46,727.88        | 13,695.74        | 60,423.62                   | 690,576.38       | 104,965.87       |
| 13050 PLD ALPINE IMPRV IMPACT   |     | 0.00             | 0.00             | 0.00             | 0.00                        | 0.00             | 173,305.37       |
| 13052 PLD BONSALL IMPRV IMPACT  |     | 0.00             | 0.00             | 0.00             | 0.00                        | 0.00             | 122,230.42       |

PERIODIC FINANCIAL STATEMENT - SCHEDULE OF REVENUES AND EXPENDITURES BY FUND AND ORGANIZATIONAL UNIT - GL041

Date 05-MAY-2026 15:33:57

COSD  
Current Period APR-26

Currency USD  
No specific FUND requested

| FUND  | ORG                       | REVISED BUDGET | EXPENDITURES | ENCUMBRANCES | EXPENDITURES & ENCUMBRANCES | REMAINING BUDGET | REVENUE    |
|-------|---------------------------|----------------|--------------|--------------|-----------------------------|------------------|------------|
| 13053 | PLD CENTRL MTN IMPRV IMP  | 0.00           | 0.00         | 0.00         | 0.00                        | 0.00             | 51,729.51  |
| 13054 | PLD COUNTY ISL IMPRV IMP  | 0.00           | 0.00         | 0.00         | 0.00                        | 0.00             | 919,690.37 |
| 13055 | PLD CRESTDEHESA IMPV IMP  | 0.00           | 0.00         | 0.00         | 0.00                        | 0.00             | 88,952.03  |
| 13056 | PLD DESERT IMPRV IMPACT   | 0.00           | 0.00         | 0.00         | 0.00                        | 0.00             | 22,126.94  |
| 13057 | PLD FALLBROOK IMPRV IMPA  | 0.00           | 0.00         | 0.00         | 0.00                        | 0.00             | 774,261.34 |
| 13058 | PLD JAMUL IMPRV IMPACT F  | 0.00           | 0.00         | 0.00         | 0.00                        | 0.00             | 58,890.55  |
| 13059 | PLD JULIAN IMPRV IMPACT   | 55,000.00      | 0.00         | 55,000.00    | 55,000.00                   | 0.00             | 19,720.50  |
| 13080 | PLD LAKESIDE IMPRV IMPAC  | 0.00           | 0.00         | 0.00         | 0.00                        | 0.00             | 373,673.72 |
| 13081 | PLD MTN EMPIRE IMPRV IMP  | 0.00           | 0.00         | 0.00         | 0.00                        | 0.00             | 56,156.17  |
| 13082 | PLD NC METRO IMPRV IMPAC  | 0.00           | 0.00         | 0.00         | 0.00                        | 0.00             | 361,742.24 |
| 13083 | PLD N MTN IMPRV IMPACT F  | 0.00           | 0.00         | 0.00         | 0.00                        | 0.00             | 28,561.02  |
| 13085 | PLD PALA PMA IMPRV IMPAC  | 0.00           | 0.00         | 0.00         | 0.00                        | 0.00             | 22,913.75  |
| 13086 | PLD PENDLETON IMPRV IMPA  | 0.00           | 0.00         | 0.00         | 0.00                        | 0.00             | 3,813.21   |
| 13087 | PLD RAINBOW IMPRV IMPACT  | 0.00           | 0.00         | 0.00         | 0.00                        | 0.00             | 10,254.78  |
| 13088 | PLD RAMONA IMPRV IMPACT   | 0.00           | 0.00         | 0.00         | 0.00                        | 0.00             | 748,616.45 |
| 13089 | PLD SAN DGTO IMPRV IMPAC  | 0.00           | 0.00         | 0.00         | 0.00                        | 0.00             | 145,699.77 |
| 13070 | PLD SPRING VY IMPRV IMPA  | 35,000.00      | 0.00         | 35,000.00    | 35,000.00                   | 0.00             | 233,514.32 |
| 13071 | PLD SWEETWATR IMPRV IMPA  | 0.00           | 0.00         | 0.00         | 0.00                        | 0.00             | 15,020.73  |
| 13072 | PLD VALLE DE ORO IMPV IM  | 0.00           | 0.00         | 0.00         | 0.00                        | 0.00             | 202,584.62 |
| 13073 | PLD VALLEY CTR IMPRV IMP  | 0.00           | 0.00         | 0.00         | 0.00                        | 0.00             | 172,165.97 |
| 13080 | PLD ALPINE LAND ACQ IMPA  | 0.00           | 0.00         | 0.00         | 0.00                        | 0.00             | 14,215.32  |
| 13082 | PLD BONSALE LAND ACQ IMP  | 0.00           | 0.00         | 0.00         | 0.00                        | 0.00             | 20,924.87  |
| 13083 | PLD CENTRL MTN LND ACQ I  | 0.00           | 0.00         | 0.00         | 0.00                        | 0.00             | 7,728.71   |
| 13084 | PLD COUNTY ISL LND ACQ I  | 0.00           | 0.00         | 0.00         | 0.00                        | 0.00             | 171,288.91 |
| 13085 | PLD CRESTDEHESA LD ACQ I  | 0.00           | 0.00         | 0.00         | 0.00                        | 0.00             | 11,208.21  |
| 13086 | PLD DESERT LAND ACQ IMPA  | 0.00           | 0.00         | 0.00         | 0.00                        | 0.00             | 306.82     |
| 13087 | PLD FALLBROOK LND ACQ IM  | 0.00           | 0.00         | 0.00         | 0.00                        | 0.00             | 88,343.27  |
| 13088 | PLD JAMUL LAND ACQ IMPAC  | 0.00           | 0.00         | 0.00         | 0.00                        | 0.00             | 8,261.77   |
| 13089 | PLD JULIAN LAND ACQ IMPA  | 0.00           | 0.00         | 0.00         | 0.00                        | 0.00             | 738.50     |
| 13090 | PLD LAKESIDE LND ACQ IMP  | 0.00           | 0.00         | 0.00         | 0.00                        | 0.00             | 19,901.87  |
| 13091 | PLD MTN EMPIRE LND ACQ I  | 0.00           | 0.00         | 0.00         | 0.00                        | 0.00             | 732.91     |
| 13092 | PLD NC METRO LND ACQ IMP  | 0.00           | 0.00         | 0.00         | 0.00                        | 0.00             | 40,858.33  |
| 13093 | PLD N MTN LAND ACQ IMPAC  | 0.00           | 0.00         | 0.00         | 0.00                        | 0.00             | 1,047.21   |
| 13095 | PLD PALA PMA LND ACQ IMP  | 0.00           | 0.00         | 0.00         | 0.00                        | 0.00             | 1,391.53   |
| 13096 | PLD PENDLETON LND ACQ IM  | 0.00           | 0.00         | 0.00         | 0.00                        | 0.00             | 103.86     |
| 13097 | PLD RAINBOW LAND ACQ IMP  | 0.00           | 0.00         | 0.00         | 0.00                        | 0.00             | 250.16     |
| 13098 | PLD RAMONA LAND ACQ IMPA  | 0.00           | 0.00         | 0.00         | 0.00                        | 0.00             | 23,673.18  |
| 13099 | PLD SAN DGTO LND ACQ IMP  | 0.00           | 0.00         | 0.00         | 0.00                        | 0.00             | 82,185.22  |
| 13100 | PLD SPRING VY LND ACQ IM  | 0.00           | 0.00         | 0.00         | 0.00                        | 0.00             | 59,062.98  |
| 13101 | PLD SWEETWATR LND ACQ IM  | 0.00           | 0.00         | 0.00         | 0.00                        | 0.00             | 5,724.80   |
| 13102 | PLD VALLE DE ORO LD ACQ   | 0.00           | 0.00         | 0.00         | 0.00                        | 0.00             | 33,026.38  |
| 13103 | PLD VALLEY CTR LND ACQ I  | 0.00           | 0.00         | 0.00         | 0.00                        | 0.00             | 11,189.65  |
| 13112 | PLD BONSALE IN LIEU FEE   | 0.00           | 0.00         | 0.00         | 0.00                        | 0.00             | 4,153.91   |
| 13117 | PLD FALLBROOK IN LIEU FEE | 0.00           | 0.00         | 0.00         | 0.00                        | 0.00             | 65.21      |
| 13120 | PLD LAKESIDE IN LIEU FEE  | 0.00           | 0.00         | 0.00         | 0.00                        | 0.00             | 14,082.17  |
| 13122 | PLD NC METRO IN LIEU FEE  | 0.00           | 0.00         | 0.00         | 0.00                        | 0.00             | 7,329.47   |
| 13128 | PLD RAMONA IN LIEU FEE    | 0.00           | 0.00         | 0.00         | 0.00                        | 0.00             | 34,455.49  |
| 13129 | PLD SAN DGTO IN LIEU FEE  | 0.00           | 0.00         | 0.00         | 0.00                        | 0.00             | 3,358.36   |
| 13130 | PLD SPRING VY IN LIEU FE  | 50,000.00      | 0.00         | 50,000.00    | 50,000.00                   | 0.00             | 1,459.12   |
| 13131 | PLD SWEETWATR IN LIEU FE  | 0.00           | 0.00         | 0.00         | 0.00                        | 0.00             | 28.85      |
| 13132 | PLD VALLE DE ORO IN LIEU  | 0.00           | 0.00         | 0.00         | 0.00                        | 0.00             | 1,338.61   |

PERIODIC FINANCIAL STATEMENT - SCHEDULE OF REVENUES AND EXPENDITURES BY FUND AND ORGANIZATIONAL UNIT - GL041

Date 05-MAY-2026 15:33:57

COSO  
Current Period APR-26

Currency: USD  
No specific FUND requested

| FUND  | ORG                         | REVISED BUDGET | EXPENDITURES | ENCUMBRANCES | EXPENDITURES & ENCUMBRANCES | REMAINING BUDGET | REVENUE      |
|-------|-----------------------------|----------------|--------------|--------------|-----------------------------|------------------|--------------|
| 13133 | PLD VALLEY CTR IN LIEU F    | 0.00           | 0.00         | 0.00         | 0.00                        | 0.00             | 3,531.35     |
| 13695 | SANCAL 2023 CPH LAB COC     | 0.00           | 3,512,680.81 | 0.00         | 3,512,680.81                | (3,512,680.81)   | 80,633.45    |
| 14005 | PRD 6 PALMA VALLEY          | 232,479.77     | 18,290.22    | 28,661.49    | 48,951.71                   | 185,528.06       | 65,417.98    |
| 14010 | PRD 8 MAGEE ROAD PALA       | 120,736.00     | 9,468.00     | 16,099.83    | 25,567.83                   | 95,170.17        | 45,756.25    |
| 14015 | PRD 9 SANTA FE ZONE B       | 271,119.00     | 40,716.47    | 15,082.44    | 55,798.91                   | 215,320.09       | 37,532.48    |
| 14020 | PRD 10 DAVIS DRIVE          | 57,675.00      | 8,212.22     | 1,127.68     | 9,339.90                    | 48,335.10        | 13,138.22    |
| 14025 | PRD 11 BERNARDO ROAD ZN     | 67,852.00      | 6,509.67     | 2,545.32     | 9,054.99                    | 58,797.01        | 22,857.33    |
| 14030 | PRD 11 BERNARDO ROAD ZN     | 12,921.00      | 4,007.58     | 1,158.39     | 5,165.97                    | 7,755.03         | 4,501.49     |
| 14035 | PRD 11 BERNARDO ROAD ZN     | 40,356.94      | 39,284.88    | 226.65       | 39,491.53                   | 865.41           | 8,440.49     |
| 14040 | PRD 12 LONAIR               | 164,332.00     | 7,878.81     | 2,012.40     | 9,891.01                    | 154,440.99       | 32,681.16    |
| 14045 | PRD 13 PALA MESA ZONE A     | 272,581.80     | 125,133.94   | 89,413.11    | 214,547.05                  | 58,044.75        | 147,899.91   |
| 14050 | PRD 13 STEWART CANYON ZN    | 103,193.00     | 7,470.62     | 6,190.38     | 13,571.00                   | 89,622.00        | 31,827.57    |
| 14060 | PRD 18 WYNOLA               | 188,462.00     | 17,486.79    | 7,314.60     | 24,811.39                   | 163,650.61       | 37,147.79    |
| 14065 | CSA 17 SAN DIEGUITO AMBU    | 0.00           | 0.00         | 0.00         | 0.00                        | 0.00             | 41.00        |
| 14070 | PRD 18 HARRISON PARK        | 144,181.00     | 18,687.01    | 17,082.05    | 35,769.06                   | 108,411.94       | 58,858.19    |
| 14080 | PRD 20 DAILY ROAD           | 230,037.00     | 88,477.03    | 8,902.86     | 97,379.89                   | 132,657.11       | 141,766.05   |
| 14085 | PRD 21 PALMA HEIGHTS        | 638,899.03     | 365,099.23   | 18,637.58    | 403,736.81                  | 236,162.22       | 84,132.26    |
| 14090 | PRD 22 WEST DOUGHERTY ST    | 6,350.00       | 3,319.84     | 0.00         | 3,319.84                    | 3,030.16         | 3,510.38     |
| 14095 | PRD 23 ROCK TERRACE ROAD    | 25,877.00      | 4,876.17     | 4,372.38     | 9,048.55                    | 16,828.45        | 8,358.31     |
| 14100 | PRD 24 MT WHITNEY ROAD      | 107,781.00     | 5,688.47     | 4,178.89     | 9,867.36                    | 97,913.64        | 14,169.41    |
| 14105 | CSA 26 RANCHO SAN DIEGO     | 387,307.08     | 180,993.92   | 82,437.08    | 263,431.00                  | 123,876.08       | 282,792.45   |
| 14110 | CSA 26 COTTONWOOD VILLAG ZN | 427,286.86     | 172,874.60   | 47,889.02    | 220,763.62                  | 206,523.04       | 279,188.05   |
| 14115 | CSA 26 MONTE VISTA ZN B     | 273,354.36     | 135,519.18   | 32,956.33    | 168,475.51                  | 104,878.85       | 140,309.93   |
| 14118 | CSA 26 SD LANDSCAPE MAIN    | 188,970.00     | 174,389.79   | 0.00         | 174,389.79                  | 14,580.21        | 188,862.79   |
| 14119 | LMD ZONE 2 JULIAN           | 113,159.54     | 56,301.21    | 3,718.54     | 60,019.75                   | 53,139.79        | 91,812.43    |
| 14120 | PRD 30 ROYAL OAKS CARROL    | 68,555.00      | 8,809.82     | 9,274.16     | 16,083.78                   | 52,471.22        | 11,822.05    |
| 14125 | PRD 38 GAY RIO TERRACE      | 92,430.00      | 5,835.77     | 8,322.98     | 11,958.75                   | 80,471.25        | 15,437.86    |
| 14135 | PRD 45 RINCON SPRINGS RD    | 44,947.00      | 16,606.81    | 30,037.89    | 46,647.50                   | (1,700.50)       | 12,187.18    |
| 14140 | PRD 46 ROCOSO ROAD          | 296,718.00     | 18,738.42    | 1,227.16     | 19,965.58                   | 276,752.42       | 61,801.96    |
| 14145 | PRD 49 SUNSET KNOLLS ROA    | 75,817.00      | 5,251.14     | 1,454.38     | 6,705.52                    | 69,111.48        | 9,041.69     |
| 14150 | PRD 50 KNOLL PARK LANE      | 68,881.00      | 3,612.71     | 3,930.38     | 7,543.09                    | 61,337.91        | 12,863.17    |
| 14155 | PRD 53 KNOLL PARK           | 232,065.00     | 4,882.45     | 8,515.91     | 11,398.36                   | 220,666.64       | 29,255.69    |
| 14160 | PRD 54 MT HELIX             | 150,769.00     | 9,377.08     | 198.57       | 9,575.65                    | 141,193.35       | 23,045.14    |
| 14165 | PRD 55 RAINBOW CREST RD     | 368,276.00     | 22,157.67    | 5,558.31     | 27,715.98                   | 340,560.02       | 74,244.98    |
| 14170 | PRD 60 RIVER DRIVE          | 141,425.00     | 6,049.35     | 2,642.41     | 8,691.76                    | 132,733.24       | 28,972.30    |
| 14175 | PRD 81 GREEN MEADOW WAY     | 119,367.00     | 3,479.40     | 6,930.38     | 10,409.78                   | 108,957.22       | 20,560.60    |
| 14180 | PRD 83 HILLVIEW ROAD        | 302,540.00     | 4,471.76     | 10,794.38    | 15,266.14                   | 287,273.86       | 59,343.11    |
| 14185 | PRD 70 EL CAMINO CORTO      | 49,435.00      | 41,808.39    | 714.41       | 42,522.80                   | 6,912.20         | 11,747.74    |
| 14200 | PRD 75 GAY RIO DR ZONE A    | 134,814.00     | 4,351.54     | 3,454.38     | 7,805.92                    | 128,808.08       | 29,597.83    |
| 14205 | PRD 75 GAY RIO DR ZONE B    | 84,582.00      | 5,401.10     | 7,105.39     | 12,506.49                   | 72,075.51        | 35,706.33    |
| 14220 | PRD 76 KINGSFORD COURT      | 83,453.00      | 4,496.14     | 3,026.38     | 7,522.52                    | 55,930.48        | 15,842.78    |
| 14225 | PRD 77 MONTIEL TRUCK TRA    | 90,327.00      | 6,848.66     | 8,422.12     | 17,070.78                   | 73,256.22        | 35,586.35    |
| 14230 | PRD 78 GARDENA WAY          | 79,006.00      | 3,742.46     | 6,976.38     | 10,718.84                   | 68,287.16        | 17,994.91    |
| 14235 | PRD 80 HARRIS TRUCK TRAI    | 171,051.41     | 86,038.93    | 13,411.94    | 99,450.87                   | 71,600.54        | 28,077.69    |
| 14240 | CSA 81 FALLBROOK LOCAL P    | 864,867.25     | 528,609.79   | 511.65       | 529,121.44                  | 335,745.81       | 702,268.73   |
| 14245 | CSA 83 SAN DIEGUITO LOC     | 1,158,339.60   | 743,933.27   | 60,265.97    | 804,199.24                  | 354,140.36       | 1,141,874.37 |
| 14246 | CSA 83A ZONE A4S RANCH P    | 1,110,941.90   | 793,602.50   | 8,673.10     | 803,275.60                  | 307,666.30       | 1,000,143.05 |
| 14255 | PRD 88 EAST FIFTH ST        | 52,306.00      | 5,346.32     | 2,694.00     | 8,040.32                    | 44,265.68        | 10,859.44    |
| 14265 | PRD 90 SOUTH CORDOBA        | 71,993.00      | 4,189.80     | 2,186.39     | 6,376.19                    | 65,616.81        | 14,058.93    |
| 14270 | PRD 94 ROBLE GRANDE ROAD    | 314,732.00     | 5,011.41     | 4,862.39     | 9,893.80                    | 305,038.20       | 56,219.22    |
| 14275 | PRD 95 VALLE DEL SOL        | 226,398.00     | 6,400.00     | 8,250.40     | 15,650.40                   | 210,747.60       | 52,713.91    |

PERIODIC FINANCIAL STATEMENT - SCHEDULE OF REVENUES AND EXPENDITURES BY FUND AND ORGANIZATIONAL UNIT - GL041

Date 05-MAY-2026 15 33 57

COSD  
Current Period APR-26

Currency USD  
No specific FUND requested

| FUND                            | ORG | REVISED BUDGET | EXPENDITURES  | ENCUMBRANCES | EXPENDITURES & ENCUMBRANCES | REMAINING BUDGET | REVENUE       |
|---------------------------------|-----|----------------|---------------|--------------|-----------------------------|------------------|---------------|
| 14280 PRD 99 ALLONDRA DEL CORV  |     | 139,122.00     | 7,393.73      | 3,177.27     | 10,571.00                   | 128,551.00       | 27,056.00     |
| 14290 PRD 101 JOHNSON LAKE RD   |     | 155,212.00     | 15,804.52     | 2,181.12     | 17,985.64                   | 137,226.36       | 31,151.52     |
| 14295 PRD 101 HI RIDGE RD ZONE  |     | 232,075.00     | 9,548.85      | 837.92       | 10,386.77                   | 221,688.23       | 38,458.06     |
| 14300 PRD 102 MT MEADOW         |     | 183,743.09     | 32,960.14     | 14,569.94    | 47,530.08                   | 136,213.01       | 63,230.29     |
| 14315 PRD 103 ALTO DRIVE        |     | 192,216.00     | 10,008.74     | 6,326.46     | 16,335.20                   | 175,880.80       | 21,938.81     |
| 14320 PRD 104 ARTESIAN RD       |     | 287,280.00     | 9,931.41      | 14,378.77    | 24,310.18                   | 262,969.82       | 148,028.27    |
| 14330 PRD 105 ALTA LOMA DR      |     | 117,898.00     | 19,041.12     | 9,461.83     | 28,502.95                   | 89,395.05        | 22,258.15     |
| 14335 PRD 105 ALTA LOMA DR ZN   |     | 122,564.00     | 12,973.65     | 1,961.83     | 14,935.48                   | 107,628.52       | 20,961.35     |
| 14340 PRD 106 GARRISON WAY ET   |     | 38,908.00      | 7,070.03      | 9,125.45     | 16,195.48                   | 22,712.52        | 49,981.27     |
| 14410 PRD 117 LEGEND ROCK       |     | 322,091.00     | 33,201.82     | 22,452.28    | 55,653.90                   | 266,437.10       | 177,673.87    |
| 14440 CSA 122 OTAY MESA EAST    |     | 7,884.00       | 0.00          | 0.00         | 0.00                        | 7,884.00         | 230.49        |
| 14445 PRD 123 MIZPAH LANE       |     | 74,598.00      | 6,194.16      | 1,574.41     | 7,768.57                    | 66,819.43        | 11,552.27     |
| 14455 PRD 125 WRIGHTWOOD ROAD   |     | 57,983.00      | 14,940.44     | 192.52       | 15,132.96                   | 42,850.04        | 10,701.78     |
| 14460 PRD 126 SANDHURST WAY     |     | 20,295.00      | 4,659.91      | 930.38       | 5,590.29                    | 14,704.71        | 4,462.77      |
| 14465 PRD 127 SINGING TRAILS D  |     | 53,706.00      | 5,311.60      | 3,750.38     | 9,061.98                    | 44,644.02        | 17,915.48     |
| 14470 CSA 128 SAN MIGUEL PARK   |     | 1,635,031.35   | 1,178,734.12  | 35,555.63    | 1,214,289.75                | 420,741.60       | 1,342,573.82  |
| 14480 PRD 130 WILKES ROAD       |     | 118,065.00     | 6,271.76      | 4,316.32     | 12,588.08                   | 105,476.92       | 30,471.39     |
| 14500 PRD 133 RANCH CREEK ROAD  |     | 130,807.00     | 9,168.38      | 7,839.08     | 17,007.46                   | 113,799.54       | 59,179.02     |
| 14505 PRD 134 KENORA LANE       |     | 46,143.00      | 4,748.54      | 3,115.75     | 7,862.29                    | 38,280.71        | 13,256.30     |
| 14610 SDCFPD FIRE MITIGATION    |     | 7,493,066.35   | 90,687.08     | 4,402,379.27 | 4,493,066.35                | 3,000,000.00     | 2,688,661.43  |
| 14611 SD COUNTY FIRE PROTECTIO  |     | 16,733,096.50  | 1,638,049.07  | 611,733.81   | 2,249,782.88                | 14,483,313.62    | 10,929,704.88 |
| 14612 SDCFPD MT LAGUNA          |     | 17,500.00      | 0.00          | 0.00         | 0.00                        | 17,500.00        | 17,225.13     |
| 14613 SDCFPD PALOMAR            |     | 73,000.00      | 0.00          | 0.00         | 0.00                        | 73,000.00        | 69,265.74     |
| 14614 SDCFPD DESCANSO           |     | 55,000.00      | 0.00          | 0.00         | 0.00                        | 55,000.00        | 56,405.74     |
| 14615 SDCFPD DULZURA            |     | 12,000.00      | 0.00          | 0.00         | 0.00                        | 12,000.00        | 11,346.84     |
| 14616 SDCFPD TECATE             |     | 10,000.00      | 0.00          | 0.00         | 0.00                        | 10,000.00        | 8,549.83      |
| 14617 SDCFPD POTRERO            |     | 15,500.00      | 0.00          | 0.00         | 0.00                        | 15,500.00        | 13,911.91     |
| 14618 SDCFPD JACUMBA            |     | 16,500.00      | 0.00          | 0.00         | 0.00                        | 16,500.00        | 14,062.55     |
| 14619 SDCFPD RURAL WEST         |     | 375,000.00     | 0.00          | 0.00         | 0.00                        | 375,000.00       | 380,899.63    |
| 14620 SDCFPD YUMA               |     | 52,000.00      | 0.00          | 0.00         | 0.00                        | 52,000.00        | 298,001.48    |
| 14621 SDCFPD JULIAN             |     | 100,000.00     | 0.00          | 0.00         | 0.00                        | 100,000.00       | 96,187.39     |
| 14622 SDCFPD RAMONA             |     | 2,600,000.00   | 0.00          | 0.00         | 0.00                        | 2,600,000.00     | 2,324,712.20  |
| 14624 SDCFPD BORRERO            |     | 244,000.00     | 0.00          | 0.00         | 0.00                        | 244,000.00       | 199,150.36    |
| 14625 SDCFPD RAMONA EDU DELINO  |     | 1,320,000.00   | 0.00          | 0.00         | 0.00                        | 1,320,000.00     | 38,629.97     |
| 14810 CSA 135 DEL MAR 800MHZ Z  |     | 43,495.00      | 30,757.75     | 851.05       | 31,608.80                   | 11,886.20        | 41,139.49     |
| 14830 CSA 135 POWAY 800 MHZ ZO  |     | 161,500.00     | 5,137.47      | 861.05       | 5,998.52                    | 155,501.48       | 136,274.71    |
| 14840 CSA 135 SOLANA BCH 800MH  |     | 39,835.00      | 4,988.52      | 1,000.00     | 5,988.52                    | 33,846.48        | 35,972.03     |
| 14850 CSA 135 BORR SPRING FPD 8 |     | 8,550.00       | 6,748.00      | 0.00         | 6,748.00                    | 1,802.00         | 693.79        |
| 14900 CSA 136 SUNDANCE DET BAS  |     | 25,412.16      | 16,726.34     | 4,888.49     | 21,614.83                   | 3,797.33         | 26,381.71     |
| 14907 CSA 138 VALLEY CENTER PA  |     | 421,363.33     | 247,692.57    | 7,953.85     | 255,646.42                  | 165,716.91       | 371,738.02    |
| 14995 COUNTY SERVICE AREA 17    |     | 8,324,810.72   | 6,184,161.68  | 2,104,869.94 | 8,289,031.62                | 35,779.10        | 9,175,417.76  |
| 14996 COUNTY SERVICE AREA 60    |     | 255,069.29     | 87,534.02     | 7,451.43     | 94,985.45                   | 160,083.84       | 16,811.34     |
| 14997 SDCFPD AMBULANCE SERVICE  |     | 24,690,614.75  | 10,123,252.54 | 6,593,230.35 | 16,716,482.89               | 7,974,131.86     | 11,494,659.61 |
| 15000 SD CO FLOOD CONTROL DIST  |     | 16,578,832.81  | 6,279,418.63  | 5,378,208.17 | 11,657,624.80               | 4,921,208.01     | 11,194,852.43 |
| 15226 BLACKWOLF MAINT ZN349781  |     | 41,515.01      | 21,166.25     | 7,811.90     | 28,978.15                   | 12,536.86        | 12,848.19     |
| 15227 LAKE RANCHO VIEJO MAINT   |     | 239,189.59     | 112,020.53    | 32,698.72    | 144,719.25                  | 94,469.34        | 121,105.39    |
| 15228 PONDEROSA ESTATES MAINT   |     | 35,000.00      | 2,235.69      | 4,726.57     | 6,960.26                    | 28,039.74        | 12,047.36     |
| 15250 HOV ADMIN FEE RESERVE     |     | 37,296,745.00  | 24,832,753.91 | 0.00         | 24,832,753.91               | 12,363,991.09    | 27,670,913.70 |
| 15255 SDCNA RES REHAB           |     | 210,000.00     | 85,393.73     | 0.00         | 85,393.73                   | 124,606.27       | 176,833.32    |
| 15260 PUBLIC HOUSING CIAP       |     | 357,775.00     | 329,741.76    | 0.00         | 329,741.76                  | 28,033.24        | 329,874.75    |
| 15265 PH MELROSE HUD            |     | 383,151.00     | 321,015.66    | 0.00         | 321,015.66                  | 62,135.34        | 249,429.05    |

PERIODIC FINANCIAL STATEMENT - SCHEDULE OF REVENUES AND EXPENDITURES BY FUND AND ORGANIZATIONAL UNIT - GL041

Date 05-MAY-2026 15 33:57

COSD  
Current Period APR-26

Currency USD  
No specific FUND requested

| FUND                            | ORG | REVISED BUDGET | EXPENDITURES   | ENCUMBRANCES | EXPENDITURES & ENCUMBRANCES | REMAINING BUDGET | REVENUE        |
|---------------------------------|-----|----------------|----------------|--------------|-----------------------------|------------------|----------------|
| 15280 PH TOWNCENTER HUD         |     | 831,801.00     | 491,040.13     | 0.00         | 491,040.13                  | 340,760.87       | 418,797.49     |
| 15295 MODERATE REHAB PROJ 3 HA  |     | 0.00           | 0.00           | 0.00         | 0.00                        | 0.00             | 3,843.98       |
| 15305 HA VOUCHER PROG PROJECTS  |     | 242,900,000.00 | 195,084,826.31 | 0.00         | 195,084,826.31              | 47,815,173.69    | 108,056,444.23 |
| 15308 MCV FAMILY SELF SUFFICIE  |     | 50,000.00      | 0.00           | 0.00         | 0.00                        | 50,000.00        | (2,280.89)     |
| 15315 PH L ST HUD               |     | 289,961.00     | 296,607.72     | 0.00         | 296,607.72                  | (6,746.72)       | 283,211.97     |
| 15320 HOUS ASST MOD REHAB PRJ   |     | 806,700.00     | 514,973.99     | 0.00         | 514,973.99                  | 291,726.01       | 532,149.98     |
| 15325 PH DOROTHY HUD            |     | 362,931.00     | 322,954.16     | 0.00         | 322,954.16                  | 39,976.84        | 266,999.33     |
| 15330 HA BUSINESS ACTIVITIES    |     | 6,020,000.00   | 3,128,449.67   | 0.00         | 3,128,449.67                | 2,891,550.33     | 3,147,880.63   |
| 15335 PH FIREBIRD FMHA          |     | 857,538.00     | 444,884.80     | 0.00         | 444,884.80                  | 412,653.20       | 636,375.98     |
| 15345 HOUS AUTH FACILITY FUND   |     | 0.00           | 0.00           | 0.00         | 0.00                        | 0.00             | 1,593.44       |
| 15352 REDEV RENTAL SUBSIDY PRO  |     | 0.00           | 0.00           | 0.00         | 0.00                        | 0.00             | 59.07          |
| 15354 HA SANTÉE SUCCESS HOUSIN  |     | 26,000.00      | 12,318.22      | 0.00         | 12,318.22                   | 13,681.78        | 12,423.63      |
| 15355 HA REAL ESTATE RESERVE    |     | 0.00           | 0.00           | 0.00         | 0.00                        | 0.00             | 26,944.89      |
| 15370 MAINSTREAM VOUCHER        |     | 4,271,400.00   | 2,812,513.34   | 0.00         | 2,812,513.34                | 1,458,886.66     | 2,746,999.55   |
| 15451 OTHER SERVICES - HARMONY  |     | 414,979.00     | 150,258.38     | 36,454.36    | 186,712.74                  | 228,266.26       | 430,791.31     |
| 15452 FLOOD CONTROL - HARMONY   |     | 390,000.00     | 74.47          | 1,925.53     | 2,000.00                    | 388,000.00       | 99,929.74      |
| 15453 FIRE PROTECTION - HARMON  |     | 534,158.00     | 90,304.83      | 0.00         | 90,304.83                   | 443,853.17       | 500,994.52     |
| 15454 IMPROVEMENT - HARMONY GR  |     | 0.00           | 0.00           | 0.00         | 0.00                        | 0.00             | 158.17         |
| 15464 HORSE CRK RDG CFD 13-01   |     | 426,770.00     | 0.00           | 0.00         | 0.00                        | 426,770.00       | 18,475.95      |
| 15465 HORSE CRK RDG CFD 13-01   |     | 539,517.61     | 314,638.78     | 9,714.62     | 324,353.38                  | 215,164.23       | 603,426.41     |
| 15466 HORSE CRK RDG FCD CFD 13  |     | 226,201.00     | 0.00           | 0.00         | 0.00                        | 226,201.00       | 266,124.90     |
| 15467 HORSE CRK RDG FIRE CFD 1  |     | 172,000.00     | 0.00           | 0.00         | 0.00                        | 172,000.00       | 178,903.62     |
| 15468 MEADOWWOOD PRK CFD 19-01  |     | 289,581.09     | 240,904.35     | 8,794.10     | 249,698.45                  | 39,882.64        | 542,751.98     |
| 15469 MEADOWWOOD FCD CFD 19-01  |     | 139,700.00     | 0.00           | 0.00         | 0.00                        | 139,700.00       | 311,106.33     |
| 15470 MEADOWWOOD FIRE CFD 19-01 |     | 118,900.00     | 0.00           | 0.00         | 0.00                        | 118,900.00       | 227,875.62     |
| 15471 HILLSIDE MEADOWS MAINT C  |     | 118,996.00     | 0.00           | 0.00         | 0.00                        | 118,996.00       |                |
| 15472 SWEETWTR PL MAINT CFD 19  |     | 147,100.14     | 90,974.37      | 7,441.15     | 97,515.52                   | 49,584.62        | 161,277.84     |
| 15473 PARK CIR MAINT CFD 19-03  |     | 223,619.00     | 156,863.74     | 7,654.14     | 164,517.88                  | 59,101.12        | 342,659.61     |
| 15474 SDCFPD CFD 04-01 SPECIAL  |     | 5,000.00       | 0.00           | 0.00         | 0.00                        | 5,000.00         | 23,344.49      |
| 15475 SDCFPD CFD 04-01 SPECIAL  |     | 0.00           | 0.00           | 0.00         | 0.00                        | 0.00             | 155.07         |
| 15476 SDCFPD EOM CFD 9-1 SPCL   |     | 0.00           | 0.00           | 0.00         | 0.00                        | 0.00             | 17,105.21      |
| 15477 SDCFPD EOM CFD 9-1 SPCL   |     | 2,100,000.00   | 37,192.68      | 0.00         | 37,192.68                   | 2,062,807.32     | 1,609,614.48   |
| 15478 PIPER OTAY CFD 22-01 TAX  |     | 29,808.00      | 6,040.20       | 6,000.00     | 12,040.20                   | 14,767.80        | 26,145.50      |
| 15479 PIPER OTAY CFD 22-01 TAX  |     | 16,320.00      | 0.00           | 0.00         | 0.00                        | 16,320.00        | 16,727.89      |
| 15480 SDCFPD BORREGO CFD 14-1   |     | 0.00           | 0.00           | 0.00         | 0.00                        | 0.00             | 26,048.77      |
| 15720 PRD 1003 ALAMO WAY        |     | 0.00           | 0.00           | 0.00         | 0.00                        | 0.00             | 22.56          |
| 15740 PRD 1005 EDEN VALLEY LAN  |     | 121,145.00     | 4,816.63       | 6,151.90     | 10,968.53                   | 110,176.47       | 11,392.77      |
| 15765 PRD 1008 CANTER 97038     |     | 21,995.00      | 4,933.21       | 1,318.41     | 6,251.62                    | 15,743.38        | 6,414.57       |
| 15774 PRD 1000 ZH1010 ALPINE H  |     | 192,143.00     | 21,958.92      | 2,742.56     | 24,701.48                   | 167,441.52       | 50,978.24      |
| 15775 PRD 1000 ZH1011 LA CUEST  |     | 120,804.00     | 6,142.00       | 3,114.39     | 9,256.39                    | 111,547.61       | 12,898.86      |
| 15776 PRD 1000 ZH1012 MILLAR 9  |     | 104,801.00     | 12,247.61      | 7,008.07     | 19,255.68                   | 85,545.32        | 11,719.34      |
| 15777 PRD 1013 SINGING TRAILS   |     | 85,160.00      | 7,720.40       | 6,697.65     | 14,418.05                   | 70,741.95        | 15,344.39      |
| 15778 PRD 1014 LAVENDER PT LAN  |     | 41,558.00      | 4,413.07       | 3,930.38     | 8,343.45                    | 33,214.55        | 7,897.60       |
| 15779 PRD 1015 LANDAVO DRIVE E  |     | 106,989.00     | 6,702.23       | 759.57       | 9,461.80                    | 97,527.20        | 17,193.37      |
| 15780 PRD 1016 EL SERENO WAY    |     | 9,000.00       | 0.00           | 0.00         | 0.00                        | 9,000.00         | 35,398.34      |
| 15781 PRD 1017 KALBAUGH-HALEY-  |     | 82,283.00      | 31,331.55      | 11,733.15    | 43,064.70                   | 39,218.30        | 36,369.24      |
| 15850 SURVEY MONUMENT PRESRVAT  |     | 175,000.00     | 0.00           | 15,000.00    | 15,000.00                   | 160,000.00       | 72,280.00      |
| 15890 SPECIAL AVIATION          |     | 80,000.00      | 40,000.00      | 40,000.00    | 80,000.00                   | 0.00             | 245.72         |
| 15910 COSD FISH AND GAME PROPA  |     | 46,000.00      | 40,500.00      | 0.00         | 40,500.00                   | 5,500.00         | 25,228.82      |
| 17050 CSAF REDEV OBLIG RET      |     | 2,471,942.00   | 2,385,584.48   | 0.00         | 2,385,584.48                | 86,357.52        | 323,239.23     |
| 21000 PENSION OBLIGATION BONDS  |     | 81,495,400.00  | 81,417,107.90  | 0.00         | 81,417,107.90               | 78,292.10        | 64,754,066.56  |

PERIODIC FINANCIAL STATEMENT - SCHEDULE OF REVENUES AND EXPENDITURES BY FUND AND ORGANIZATIONAL UNIT - GL041

Date 05-MAY-2026 15 33 57

COSD  
Current Period APR-26

Currency USD  
No specific FUND requested

| FUND                            | ORG | REVISED BUDGET | EXPENDITURES  | ENCUMBRANCES | EXPENDITURES & ENCUMBRANCES | REMAINING BUDGET | REVENUE       |
|---------------------------------|-----|----------------|---------------|--------------|-----------------------------|------------------|---------------|
| 21625 SANCAL2019 REV JUST FAC   |     | 0 00           | 1,956,696 96  | 0 00         | 1,956,696 96                | (1,956,696 96)   | 1,910,420 91  |
| 21626 SANCAL2019 ADMIN JUST FA  |     | 0 00           | 2,607 06      | 0 00         | 2,607 06                    | (2,607 06)       | 56 93         |
| 21627 SANCAL2019 DS JUSTICE FA  |     | 0 00           | 1,937,250 00  | 0 00         | 1,937,250 00                | (1,937,250 00)   | 1,937,250 00  |
| 21628 SANCAL2019 INV ERNG JST   |     | 0 00           | 36,714 55     | 0 00         | 36,714 55                   | (36,714 55)      | 20,100 09     |
| 21629 SANCAL2019 EXC ERNG JST   |     | 0 00           | 2,408 68      | 0 00         | 2,408 68                    | (2,408 68)       | 44 99         |
| 21633 SANCAL2020 ADMIN WATERFR  |     | 0 00           | 3,324 01      | 0 00         | 3,324 01                    | (3,324 01)       | 324 01        |
| 21634 SANCAL2020 DS WATERFRONT  |     | 0 00           | 1,430,087 50  | 0 00         | 1,430,087 50                | (1,430,087 50)   | 1,430,087 50  |
| 21635 SANCAL2020 INV ERNG WATE  |     | 0 00           | 22,972 39     | 0 00         | 22,972 39                   | (22,972 39)      | 21,118 21     |
| 21637 SANCAL2020 REV WATERFRON  |     | 0 00           | 1,450,274 35  | 0 00         | 1,450,274 35                | (1,450,274 35)   | 1,444,388 12  |
| 21638 SANCAL2020 ADMIN CEDAR KT |     | 0 00           | 2,164 67      | 0 00         | 2,164 67                    | (2,164 67)       | 414 67        |
| 21639 SANCAL2020 DS CEDAR KTTN  |     | 0 00           | 1,450,073 76  | 0 00         | 1,450,073 76                | (1,450,073 76)   | 1,450,073 76  |
| 21640 SANCAL2020 INV ERNG CEDA  |     | 0 00           | 0 00          | 0 00         | 0 00                        | 0 00             | 21,438 53     |
| 21641 SANCAL2020 REV CEDAR KTT  |     | 0 00           | 1,468,654 38  | 0 00         | 1,468,654 38                | (1,468,654 38)   | 1,468,654 38  |
| 21651 SANCAL2021 YTC COPS BASE  |     | 0 00           | 3,237,808 94  | 0 00         | 3,237,808 94                | (3,237,808 94)   | 3,220,994 82  |
| 21652 SANCAL2021 YTC COPS DEBT  |     | 0 00           | 3,202,750 00  | 0 00         | 3,202,750 00                | (3,202,750 00)   | 3,183,487 99  |
| 21653 SANCAL2021 YTC COPS ADM   |     | 0 00           | 3,259 72      | 0 00         | 3,259 72                    | (3,259 72)       | 259 72        |
| 21655 SANCAL2021 YTC COPS INV   |     | 0 00           | 61,886 21     | 0 00         | 61,886 21                   | (61,886 21)      | 56,340 05     |
| 21656 SANCAL2021 YTC COPS EXC   |     | 0 00           | 971 82        | 0 00         | 971 82                      | (971 82)         | 122 82        |
| 21658 SANCAL 2023 CPH LAB PROJ  |     | 0 00           | 23,588,496 64 | 0 00         | 23,588,496 64               | (23,588,496 64)  | 577 970 66    |
| 21659 SANCAL 2023 CPH LAB BASE  |     | 0 00           | 2,708,980 52  | 0 00         | 2,708,980 52                | (2,708,980 52)   | 4,362,779 13  |
| 21660 SANCAL 2023 CPH LAB DS F  |     | 0 00           | 8,045,500 00  | 0 00         | 8,045,500 00                | (8,045,500 00)   | 8,045,500 00  |
| 21661 SANCAL 2023 CPH LAB ADMI  |     | 0 00           | 4,500 00      | 0 00         | 4,500 00                    | (4,500 00)       | 540 02        |
| 21662 SANCAL 2023 CPH LAB CAP   |     | 0 00           | 8,045,498 83  | 0 00         | 8,045,498 83                | (8,045,498 83)   | 450,424 24    |
| 21663 SANCAL 2023 CPH LAB INV   |     | 0 00           | 863 98        | 0 00         | 863 98                      | (863 98)         | 10 85         |
| 21664 SANCAL 2023 CPH LAB EXS   |     | 0 00           | 0 00          | 0 00         | 0 00                        | 0 00             | 2,708,007 94  |
| 21666 SANCAL 2024 EDGEMOOR REF  |     | 0 00           | 7,111,257 21  | 0 00         | 7,111,257 21                | (7,111,257 21)   | 7,140,277 28  |
| 21667 SANCAL 2024 EDGEMOOR REF  |     | 0 00           | 7,029,125 00  | 0 00         | 7,029,125 00                | (7,029,125 00)   | 7,029,125 00  |
| 21668 SANCAL 2024 EDGEMOOR REF  |     | 0 00           | 656 53        | 0 00         | 656 53                      | (656 53)         | 656 53        |
| 21870 SANCAL 2024 EDGEMOOR REF  |     | 0 00           | 29,602 47     | 0 00         | 29,602 47                   | (29,602 47)      | 84,429 19     |
| 21872 SANCAL 2025 COC REF ADMI  |     | 0 00           | 149 68        | 0 00         | 149 68                      | (149 68)         | 20,149 68     |
| 21873 SANCAL 2025 COC REF BASE  |     | 0 00           | 1,879,525 88  | 0 00         | 1,879,525 88                | (1,879,525 88)   | 1,880,256 24  |
| 21874 SANCAL 2025 COC REF COI   |     | 0 00           | 458,726 77    | 0 00         | 458,726 77                  | (458,726 77)     | 458,726 77    |
| 21675 SANCAL 2025 COC REF DS F  |     | 0 00           | 62,858,480 28 | 0 00         | 62,858,480 28               | (62,858,480 28)  | 62,858,480 28 |
| 21677 SANCAL 2025 COC REF INV   |     | 0 00           | 0 00          | 0 00         | 0 00                        | 0 00             | 301,761 20    |
| 21680 SANCAL 2026 MULTI COI FU  |     | 0 00           | 645,907 92    | 0 00         | 645,907 92                  | (645,907 92)     | 683,058 23    |
| 21684 SANCAL 2026 MULTI MAJ MA  |     | 0 00           | 0 00          | 0 00         | 0 00                        | 0 00             | 7,561,662 71  |
| 21685 SANCAL 2026 MULTI CAP PR  |     | 0 00           | 32,768,385 00 | 0 00         | 32,768,385 00               | (32,768,385 00)  | 88,169,663 74 |
| 22350 TOBACCO SECRTZN CORP S R  |     | 0 00           | 7,205,271 54  | 0 00         | 7,205,271 54                | (7,205,271 54)   | 26,577,706 77 |
| 22351 TOBACCO COLLECTION AT S   |     | 0 00           | (209,781 96)  | 0 00         | (209,781 96)                | 209,781 96       | 6,999,875 00  |
| 22370 06 TOBACCO SR DEBT SERV   |     | 0 00           | 6,999,875 00  | 0 00         | 6,999,875 00                | (6,999,875 00)   |               |
| 22391 2019 TOB OPERATING        |     | 0 00           | 209,767 06    | 0 00         | 209,767 06                  | (209,767 06)     | 8,563 04      |
| 22392 2019 TOB OPERATING CONTI  |     | 0 00           | 8,577 94      | 0 00         | 8,577 94                    | (8,577 94)       |               |
| 23210 CSAF GF DEBT SERVICE      |     | 1,685,070 00   | 1,623,256 25  | 0 00         | 1,623,256 25                | 61,813 75        | 1,863,841 87  |
| 23211 CSAF GF INTEREST ACCT     |     | 145,070 00     | 83,256 25     | 0 00         | 83,256 25                   | 61,813 75        | 83,256 25     |
| 23212 CSAF GF PRINCIPAL ACCT    |     | 755,000 00     | 755,000 00    | 0 00         | 755,000 00                  | 0 00             | 755,000 00    |
| 23213 CSAF GF DEBT SER RESERVE  |     | 305,000 00     | 280,873 51    | 0 00         | 280,873 51                  | 24,126 49        | 29,099 43     |
| 23214 CSAF GF TURBO REDEMPTION  |     | 785,000 00     | 785,000 00    | 0 00         | 785,000 00                  | 0 00             | 785,000 00    |
| 25011 SDRBA 2016 COC REVENUE    |     | 0 00           | 8,366,489 73  | 0 00         | 8,366,489 73                | (8,366,489 73)   | 8,024,336 87  |
| 25012 SDRBA 2016 COC ADMIN      |     | 0 00           | 843 31        | 0 00         | 843 31                      | (843 31)         | 5 93          |
| 25014 SDRBA 2016 COC RESERVE    |     | 0 00           | 4,178,000 00  | 0 00         | 4,178,000 00                | (4,178,000 00)   |               |
| 25015 SDRBA 2016 COC INVESTMEN  |     | 0 00           | 244,626 11    | 0 00         | 244,626 11                  | (244,626 11)     | 18,961 00     |

PERIODIC FINANCIAL STATEMENT - SCHEDULE OF REVENUES AND EXPENDITURES BY FUND AND ORGANIZATIONAL UNIT - GL041

Date 05-MAY-2026 15 33 57

COSD  
Current Period APR-26

Currency: USD  
No specific FUND requested

| FUND                            | ORG | REVISED BUDGET | EXPENDITURES   | ENCUMBRANCES   | EXPENDITURES & ENCUMBRANCES | REMAINING BUDGET | REVENUE        |
|---------------------------------|-----|----------------|----------------|----------------|-----------------------------|------------------|----------------|
| 26000 CAPITAL OUTLAY FUND       |     | 280,746,293.70 | 53,672,308.76  | 95,721,019.87  | 149,393,328.63              | 131,354,965.07   | 48,714,992.35  |
| 26005 MAJOR MAINT CAPITAL OUTL  |     | 190,871,687.58 | 40,072,912.55  | 50,281,650.02  | 90,354,562.57               | 100,617,105.01   | 39,071,328.14  |
| 26015 CAPITAL MSCP ACQUISITION  |     | 18,749,127.75  | 545,560.89     | 1,340,501.65   | 1,886,062.54                | 14,863,065.21    | 535,591.88     |
| 26025 COUNTY HEALTH COMPLEX     |     | 104,097,309.06 | 26,430,304.09  | 25,013,524.55  | 51,443,828.64               | 52,653,480.42    | 19,478,108.62  |
| 26050 JUSTICE FACILITY CONST    |     | 20,503,933.99  | 4,371,149.55   | 4,205,263.30   | 8,576,412.85                | 11,927,521.14    | 3,739,865.74   |
| 26075 LIBRARY PROJ CAPITAL OUT  |     | 20,721,949.20  | 12,364,995.33  | 4,157,136.78   | 16,522,132.11               | 4,199,817.09     | 12,350,580.19  |
| 26125 EDGEWOOD DEVELOPMENT      |     | 7,270,065.00   | 7,188,198.96   | 250,473.01     | 7,438,671.97                | (168,666.97)     | 5,821,890.20   |
| 26075 CSAF USDRIP               |     | 550,000.00     | 550,000.00     | 0.00           | 550,000.00                  | 0.00             | 550,487.11     |
| 26076 CSAF GF IMPROVEMENT       |     | 0.00           | 0.00           | 0.00           | 0.00                        | 0.00             | 10.88          |
| 26078 CSAF GF SRF               |     | 1,685,070.00   | 1,580,366.00   | 0.00           | 1,580,366.00                | 104,704.00       | 1,620,005.14   |
| 26079 CSAF GF ADMIN             |     | 216,872.00     | 216,872.00     | 0.00           | 216,872.00                  | 0.00             | 216,941.23     |
| 26080 CSAF GILLESPIE HOUSING    |     | 0.00           | 0.00           | 0.00           | 0.00                        | 0.00             | 9.99           |
| 26081 CSAF USDRIP HOUSING       |     | 0.00           | 0.00           | 0.00           | 0.00                        | 0.00             | 11.16          |
| 30050 AIRPORT ENTERPRISE        |     | 47,427,356.33  | 20,237,576.50  | 6,287,813.55   | 26,525,390.05               | 20,901,966.28    | 17,084,992.29  |
| 30100 LIQUID WASTE ENTERPRISE   |     | 10,854,459.70  | 7,439,945.15   | 141,284.94     | 7,581,230.09                | 3,273,229.61     | 7,737,541.87   |
| 30425 CMWSMD-ZONE B (CAMPO HIL  |     | 1,140,813.00   | 507,508.05     | 222,209.33     | 789,717.38                  | 351,095.62       | 901,283.02     |
| 30427 CMWSMD-ZONE A (RANCHO DE  |     | 2,430,937.50   | 856,539.43     | 212,243.82     | 1,068,783.25                | 1,362,154.25     | 358,876.95     |
| 30429 LIVE OAK SPRINGS WTR SYS  |     | 3,461,708.87   | 268,245.31     | 316,607.51     | 584,852.82                  | 2,876,856.05     | 264,159.20     |
| 31500 SAN DIEGO COUNTY SANITAT  |     | 91,588,838.71  | 27,114,286.91  | 19,321,131.20  | 46,435,398.11               | 45,153,240.60    | 41,459,587.95  |
| 31550 SHF JAIL STORES COMMISSA  |     | 8,858,938.31   | 5,876,580.46   | 206,679.31     | 6,087,239.77                | 2,769,698.54     | 6,505,093.33   |
| 35500 INFORMATION TECHNOLOGY I  |     | 234,184,227.19 | 131,125,704.25 | 100,176,940.49 | 231,302,844.74              | 2,861,382.45     | 150,185,039.79 |
| 35525 DPW EQUIP INTERNAL SERV   |     | 11,543,784.55  | 8,396,917.24   | 439,681.97     | 8,836,599.21                | 2,707,185.34     | 5,154,927.54   |
| 35550 DPW ISF EQUIP ACC ROAD F  |     | 23,400,979.13  | 2,875,960.39   | 8,158,907.27   | 11,034,867.66               | 12,366,111.47    | 5,528,171.23   |
| 35575 DPW ISF EQUIP ACC INACT1  |     | 513,806.12     | 21,974.87      | 235,931.73     | 257,806.60                  | 255,981.52       | 1,610,765.99   |
| 35625 DPW ISF EQUIP ACC AIRPOR  |     | 1,058,000.00   | 65,877.03      | 92,741.50      | 158,618.53                  | 899,381.47       | 293,691.78     |
| 35650 DPW ISF EQUIP ACC GEN FN  |     | 252,500.00     | 11,866.81      | 0.00           | 11,866.81                   | 240,633.19       | 19,457.88      |
| 35675 DPW ISF EQUIP ACC LIQ WS  |     | 5,430,266.00   | 445,499.52     | 1,519,862.05   | 1,965,361.57                | 3,464,904.43     | 1,612,759.72   |
| 35800 PURCHASING ISF            |     | 22,940,393.85  | 18,062,087.97  | 818,477.59     | 17,480,565.56               | 5,459,828.29     | 13,837,544.56  |
| 36000 EMPLOYEE BENEFITS         |     | 66,350,744.00  | 42,874,502.09  | 0.00           | 42,874,502.09               | 23,476,241.91    | 53,777,284.42  |
| 36025 INSURANCE ISF             |     | 14,858,934.00  | 1,141,248.24   | 2,793,000.00   | 3,934,248.24                | 11,024,687.76    | 8,288,711.10   |
| 36050 PUBLIC LIABILITY INSURANC |     | 86,999,060.00  | 75,901,204.30  | 761.50         | 75,901,965.80               | 11,097,114.20    | 87,878,913.63  |
| 37000 FLEET SERVICES ISF OPER   |     | 13,823,568.49  | 9,863,830.59   | 195,131.89     | 10,078,962.48               | 3,744,604.01     | 10,271,516.59  |
| 37025 FLEET ISF EQUIP ACC GENL  |     | 89,041,585.82  | 18,884,345.19  | 21,031,770.52  | 39,916,115.71               | 29,125,470.11    | 19,228,400.48  |
| 37050 FLEET ISF MAT SUPP INV    |     | 32,734,498.19  | 18,033,512.90  | 4,502,360.19   | 22,535,873.09               | 10,198,623.10    | 18,729,347.19  |
| 37075 FLEET ISF ACCIDENT REPAI  |     | 2,235,802.00   | 1,066,691.06   | 0.00           | 1,066,691.06                | 1,169,110.94     | 1,153,698.87   |
| 37600 FACILITIES MGMT INT SVC   |     | 248,251,572.35 | 164,576,779.03 | 38,924,028.06  | 203,500,807.09              | 44,750,765.26    | 161,436,033.17 |
| 37650 MAJOR MAINTENANCE INT SV  |     | 71,562,202.82  | 13,384,864.56  | 8,657,527.55   | 22,042,392.11               | 49,519,810.71    | 13,977,253.42  |
| 41600 RET SAL BENEFITS AP CNTY  |     | 0.00           | 12,292,951.81  | 0.00           | 12,292,951.81               | (12,292,951.81)  | 12,296,306.40  |
| 44565 SAFE FREEWAY CALL BOX     |     | 0.00           | 0.00           | 0.00           | 0.00                        | 0.00             | 7,285.91       |
| 44595 LOCAL AGENCY FORMATION A  |     | 3,164,739.96   | 2,024,820.92   | 41,002.16      | 2,065,823.08                | 1,098,916.88     | 2,228,851.96   |
| 44805 LAW LIBRARY               |     | 0.00           | 2,494,932.41   | 0.00           | 2,494,932.41                | (2,494,932.41)   | 3,821,911.07   |
| 44825 SAN DIEGUITO RIVER VALLE  |     | 1,908,723.00   | 1,741,383.78   | 0.00           | 1,741,383.78                | 167,339.22       | 1,885,632.34   |
| 44834 SDRVJPA COAST FUND        |     | 362,559.00     | 276,928.35     | 0.00           | 276,928.35                  | 85,630.65        | 370,412.00     |
| 44855 SAN DIEGUITO CAP PROJ     |     | 0.00           | 523,832.23     | 0.00           | 523,832.23                  | (523,832.23)     | 843,196.59     |
| 44856 SAN DIEGUITO RESERVE FUH  |     | 6,580.00       | 0.00           | 0.00           | 0.00                        | 6,580.00         | 32,086.71      |
| 44880 SO CA INTRGOV TRN AND DE  |     | 6,631,000.00   | 4,710,823.37   | 0.00           | 4,710,823.37                | 1,920,176.63     | 3,818,717.20   |
| 44670 SD GEOGRAPHIC INFO SANGI  |     | 1,897,992.00   | 1,663,407.25   | 0.00           | 1,663,407.25                | 234,584.75       | 1,757,276.61   |
| 47280 PENALTY ASSESSMENT        |     | 3,128,950.00   | 2,346,712.50   | 0.00           | 2,346,712.50                | 782,237.50       | 2,154,106.30   |
| 47285 CRIMINAL JUSTICE FAC CON  |     | 5,588,878.04   | 515,314.28     | 1,717,829.48   | 2,233,143.74                | 3,355,734.30     | 660,016.67     |
| 47290 COURTHOUSE CONSTRUCTION   |     | 747,260.35     | 747,260.35     | 0.00           | 747,260.35                  | 0.00             | 335,382.27     |
| 47350 TRIAL COURT OPERATIONS F  |     | 0.00           | 2,581,662.83   | 0.00           | 2,581,662.83                | (2,581,662.83)   | 2,710,888.83   |

PERIODIC FINANCIAL STATEMENT - SCHEDULE OF REVENUES AND EXPENDITURES BY FUND AND ORGANIZATIONAL UNIT - GL041

Date 05-MAY-2026 15 33 57

Current Period APR-26

Currency: USD  
No specific FUND requested

| FUND                            | ORG | REVISED BUDGET | EXPENDITURES  | ENCUMBRANCES  | EXPENDITURES & ENCUMBRANCES | REMAINING BUDGET | REVENUE       |
|---------------------------------|-----|----------------|---------------|---------------|-----------------------------|------------------|---------------|
| 48001 PAL OMAR POMERADO HEALTH  |     | 0.00           | 0.00          | 0.00          | 0.00                        | 0.00             | 47,285,561.32 |
| 48003 GROSSMONT HEALTHCARE ELE  |     | 0.00           | 0.00          | 0.00          | 0.00                        | 0.00             | 20,196,329.13 |
| 49000 PCD AQIP TRUST AB423      |     | 12,175,384.64  | 7,615,832.29  | 218,219.64    | 7,834,051.93                | 4,341,332.71     | 7,808,909.75  |
| 49010 AIR QUALITY MOYER FUND A  |     | 32,510,929.75  | 3,524,880.33  | 10,550,780.05 | 14,075,660.38               | 18,435,269.37    | 4,323,769.48  |
| 49015 AIR QL CLEAN CAR 4 ALL A  |     | 20,900,980.24  | 4,672,129.46  | 9,390,114.87  | 14,062,244.33               | 6,837,835.91     | 4,816,585.89  |
| 49020 VESSELS AT BERTH REMEDIA  |     | 100,000.00     | 0.00          | 0.00          | 0.00                        | 100,000.00       | 1,290,522.94  |
| 49025 SEP OVERSIGHT AB423       |     | 135,000.00     | 118,330.96    | 0.00          | 118,330.96                  | 16,669.04        | 119,644.33    |
| 49030 AIR QUALITY AB 617 AB423  |     | 54,217,677.36  | 10,371,239.93 | 27,255,256.43 | 37,626,498.36               | 16,591,179.00    | 8,722,141.15  |
| 49035 AB617 IMPLEMENTATION AB4  |     | 5,072,625.49   | 2,767,690.95  | 580,415.58    | 3,348,106.53                | 1,724,518.96     | 3,149,241.09  |
| 49040 AIR QUALITY GMERF FUND A  |     | 5,628,300.00   | 386,200.00    | 1,842,100.00  | 2,228,300.00                | 3,400,000.00     | 459,956.88    |
| 49050 PCD OPERATION FUND AB423  |     | 57,786,650.85  | 30,803,828.53 | 1,217,621.94  | 32,021,450.47               | 25,765,200.38    | 29,834,054.25 |
| 49090 AIR QUALITY FARMER FUND   |     | 427,173.23     | 299,269.56    | 16,732.00     | 316,001.56                  | 111,171.67       | 236,734.41    |
| 49193 SD REG BLDG AUTH MTS SPR  |     | 6,700,206.00   | 5,583,505.00  | 1,116,701.00  | 6,700,206.00                | 0.00             | 5,586,668.90  |
| 49200 SDC REGIONAL AIRPORT AUT  |     | 0.00           | 0.00          | 0.00          | 0.00                        | 0.00             | 1,418,685.47  |
| 49205 TRANSNET IMPROVEMENT FUN  |     | 0.00           | 14,314,880.67 | 79,778,673.38 | 94,093,354.05               | (94,093,354.05)  | 13,390,302.35 |
| 49211 HAZMAT RESPONSE PROGRAM   |     | 3,190,774.00   | 1,902,540.12  | 510,881.64    | 2,413,421.76                | 777,352.24       | 2,984,200.40  |
| 49214 ESO OPERATING             |     | 485,571.00     | 0.00          | 0.00          | 0.00                        | 485,571.00       | 166,239.98    |
| 49217 FIRST 5 COMM OPERATING F  |     | 37,975,005.92  | 18,054,055.03 | 15,368,553.53 | 33,440,608.56               | 4,534,397.36     | 16,969,737.97 |
| 53301 063_DS CARLSBAD USD 2017  |     | 0.00           | 1,057,825.00  | 0.00          | 1,057,825.00                | (1,057,825.00)   | 2,652,965.44  |
| 53302 063_DS CARLSBAD USD 2017  |     | 0.00           | 2,845,750.00  | 0.00          | 2,845,750.00                | (2,845,750.00)   | 3,595,316.77  |
| 53303 063_DS CARLSBAD USD SUBS  |     | 0.00           | 0.00          | 0.00          | 0.00                        | 0.00             | 2,020,807.48  |
| 53304 063_DS CARLSBAD USD 2016  |     | 0.00           | 4,970,050.00  | 0.00          | 4,970,050.00                | (4,970,050.00)   | 5,152,286.58  |
| 53307 047_DS CORONADO UNIF 201  |     | 0.00           | 9,694.72      | 0.00          | 9,694.72                    | (9,694.72)       | 209.04        |
| 53308 063_DS CARLSBAD UNIF 201  |     | 0.00           | 1,907,550.00  | 0.00          | 1,907,550.00                | (1,907,550.00)   | 1,874,361.77  |
| 53309 063_DS CARLSBAD UNIF 2006 |     | 0.00           | 2,320,916.67  | 0.00          | 2,320,916.67                | (2,320,916.67)   | 2,644,214.83  |
| 53310 063_DS CARLSBAD UNIFIED   |     | 0.00           | 17,680.03     | 0.00          | 17,680.03                   | (17,680.03)      | 381.63        |
| 53311 063_DS CARLSBAD UNIFIED   |     | 0.00           | 0.00          | 0.00          | 0.00                        | 0.00             | 0.09          |
| 53312 063_DS CARLSBAD UNIF 200  |     | 0.00           | 76,125.43     | 0.00          | 76,125.43                   | (76,125.43)      | 1,643.45      |
| 53313 063_DS CARLSBAD UNIF 200  |     | 0.00           | 1,368,018.76  | 0.00          | 1,368,018.76                | (1,368,018.76)   | 1,339,330.95  |
| 53314 064_DS OCEANSIDE ELEC 20  |     | 0.00           | 0.00          | 0.00          | 0.00                        | 0.00             | 2,259.57      |
| 53315 048_DS MT EMPIRE 1998A    |     | 0.00           | 70,830.69     | 0.00          | 70,830.69                   | (70,830.69)      | 1,529.18      |
| 53316 064_DS OCEANSIDE 2009 EL  |     | 0.00           | 446.32        | 0.00          | 446.32                      | (446.32)         | 9.63          |
| 53317 064_DS OCEANSIDE 2009 RE  |     | 0.00           | 0.09          | 0.00          | 0.09                        | (0.09)           | 0.00          |
| 53318 064_DS OCEANSIDE USD 200  |     | 0.00           | 4,555,000.00  | 0.00          | 4,555,000.00                | (4,555,000.00)   | 5,037,541.20  |
| 53319 064_DS OCEANSIDE UNIFIED  |     | 0.00           | 5,564.55      | 0.00          | 5,564.55                    | (5,564.55)       | 120.13        |
| 53327 061_DS POWAY UNIFIED 200  |     | 0.00           | 0.00          | 0.00          | 0.00                        | 0.00             | 47.90         |
| 53329 061_DS POWAY UNIF 2007-1  |     | 0.00           | 13,355,000.00 | 0.00          | 13,355,000.00               | (13,355,000.00)  | 14,909,280.15 |
| 53331 050_DS SAN DIEGO UNIFIED  |     | 0.00           | 0.00          | 0.00          | 0.00                        | 0.00             | 1,483.77      |
| 53332 050_DS SAN DIEGO UNIFIED  |     | 0.00           | 1,900,438.00  | 0.00          | 1,900,438.00                | (1,900,438.00)   | 12,126,475.67 |
| 53333 050_DS SAN DIEGO UNIFIED  |     | 0.00           | 0.00          | 0.00          | 0.00                        | 0.00             | 1,856.65      |
| 53334 050_DS SAN DIEGO UNIFIED  |     | 0.00           | 2,533,401.19  | 0.00          | 2,533,401.19                | (2,533,401.19)   | 12,785.28     |
| 53335 050_DS SD UNIF 1999A      |     | 0.00           | 184,349.57    | 0.00          | 184,349.57                  | (184,349.57)     | 923.48        |
| 53337 050_DS SD UNIFIED DS 200  |     | 0.00           | 22,812,950.00 | 0.00          | 22,812,950.00               | (22,812,950.00)  | 25,678,113.59 |
| 53338 050_DS SD UNIFIED DS 200  |     | 0.00           | 24,397,987.50 | 0.00          | 24,397,987.50               | (24,397,987.50)  | 1,242,087.31  |
| 53339 050_DS SD UNIFIED DS 200  |     | 0.00           | 29,851,375.00 | 0.00          | 29,851,375.00               | (29,851,375.00)  | 36,074,789.39 |
| 53346 050_DS SAN DIEGO UNIF 20  |     | 0.00           | 2,290,312.50  | 0.00          | 2,290,312.50                | (2,290,312.50)   | 2,084,415.50  |
| 53347 050_DS SAN DIEGO UNIF 20  |     | 0.00           | 2,890,387.50  | 0.00          | 2,890,387.50                | (2,890,387.50)   | 2,716,626.51  |
| 53355 065_DS SAN MARCOS UNIF 1  |     | 0.00           | 0.00          | 0.00          | 0.00                        | 0.00             | 0.03          |
| 53359 050_DS SAN DIEGO UNIF PR  |     | 0.00           | 0.00          | 0.00          | 0.00                        | 0.00             | 2,988.78      |
| 53361 065_DS SAN MARCOS UNIF I  |     | 0.00           | 121.47        | 0.00          | 121.47                      | (121.47)         | 2.62          |
| 53362 065_DS SAN MARCO UNIFIED  |     | 0.00           | 5,045,000.00  | 0.00          | 5,045,000.00                | (5,045,000.00)   | 5,488,616.30  |

PERIODIC FINANCIAL STATEMENT - SCHEDULE OF REVENUES AND EXPENDITURES BY FUND AND ORGANIZATIONAL UNIT - GL041

Date 05-MAY-2026 15:33:57

COSD  
Current Period APR-26

Currency USD  
No specific FUND requested

| FUND                            | ORG | REVISED BUDGET | EXPENDITURES  | ENCUMBRANCES | EXPENDITURES & ENCUMBRANCES | REMAINING BUDGET | REVENUE       |
|---------------------------------|-----|----------------|---------------|--------------|-----------------------------|------------------|---------------|
| 53363 065_DS SAN MARCOS UNIFIED |     | 0.00           | 1,280,000.00  | 0.00         | 1,280,000.00                | (1,280,000.00)   | 1,489,567.01  |
| 53364 050_DS SAN DIEGO UNIFIED  |     | 0.00           | 0.00          | 0.00         | 0.00                        | 0.00             | 1,928.97      |
| 53367 050_DS SAN DIEGO UNIF PR  |     | 0.00           | 0.00          | 0.00         | 0.00                        | 0.00             | 11,052,254.21 |
| 53368 050_DS SAN DIEGO UNIF PR  |     | 0.00           | 15.43         | 0.00         | 15.43                       | (15.43)          | 0.07          |
| 53369 065_DS SAN MARCOS UNIFIE  |     | 0.00           | 230,876.43    | 0.00         | 230,876.43                  | (230,876.43)     | 4,984.68      |
| 53371 051_DS VISTA UNIF DS 200  |     | 0.00           | 0.00          | 0.00         | 0.00                        | 0.00             | 16,802,452.67 |
| 53372 051_DS VISTA UNIFIED DS   |     | 0.00           | 0.00          | 0.00         | 0.00                        | 0.00             | 1,998.00      |
| 53375 051_DS VISTA UNIFIED 201  |     | 0.00           | 30,009.81     | 0.00         | 30,009.81                   | (30,009.81)      | 647.16        |
| 53376 051_DS VISTA UNIFIED 201  |     | 0.00           | 2,590,375.00  | 0.00         | 2,590,375.00                | (2,590,375.00)   | 2,693,528.46  |
| 53377 064_DS OCEANSIDE USD PRO  |     | 0.00           | 1,573.99      | 0.00         | 1,573.99                    | (1,573.99)       | 745.41        |
| 53378 064_DS OCEANSIDE USD PRO  |     | 0.00           | 30,501.54     | 0.00         | 30,501.54                   | (30,501.54)      | 1,367.34      |
| 53379 064_DS OCEANSIDE USD 200  |     | 0.00           | 1,857,850.00  | 0.00         | 1,857,850.00                | (1,857,850.00)   | 560,697.40    |
| 53380 064_DS OCEANSIDE UNIFIED  |     | 0.00           | 0.00          | 0.00         | 0.00                        | 0.00             | 787.01        |
| 53381 064_DS OCEANSIDE UNIFIED  |     | 0.00           | 358.14        | 0.00         | 358.14                      | (358.14)         | 7.68          |
| 53382 064_DS OCEANSIDE UNIF 20  |     | 0.00           | 0.00          | 0.00         | 0.00                        | 0.00             | 102,529.63    |
| 53383 064_DS OCEANSIDE UNIF 20  |     | 0.00           | 1,228,625.00  | 0.00         | 1,228,625.00                | (1,228,625.00)   | 119,209.94    |
| 53384 065_DS SAN MARCOS USD PR  |     | 0.00           | 2,210,000.00  | 0.00         | 2,210,000.00                | (2,210,000.00)   | 9,701.34      |
| 53385 189_DS BONSALL UNIFIED 2  |     | 0.00           | 0.00          | 0.00         | 0.00                        | 0.00             | 1,142.83      |
| 53386 189_DS BONSALL UNIFIED 2  |     | 0.00           | 340,000.00    | 0.00         | 340,000.00                  | (340,000.00)     | 333,730.93    |
| 53387 189_DS BONSALL UNIFIED 2  |     | 0.00           | 0.00          | 0.00         | 0.00                        | 0.00             | 381.52        |
| 53388 189_DS BONSALL UNIFIED 2  |     | 0.00           | 792,987.50    | 0.00         | 792,987.50                  | (792,987.50)     | 828,386.74    |
| 53389 065_DS SAN MARCOS USD 20  |     | 0.00           | 3,300,800.00  | 0.00         | 3,300,800.00                | (3,300,800.00)   | 1,561,256.56  |
| 53390 065_DS SAN MARCOS USD 20  |     | 0.00           | 24.17         | 0.00         | 24.17                       | (24.17)          | 0.53          |
| 53391 050_DS SAN DIEGO UNIFIED  |     | 0.00           | 4,995,550.00  | 0.00         | 4,995,550.00                | (4,995,550.00)   | (68,203.74)   |
| 53392 050_DS SAN DIEGO UNIF 20  |     | 0.00           | 0.00          | 0.00         | 0.00                        | 0.00             | 1,637.83      |
| 53394 050_DS SAN DIEGO UNIF 20  |     | 0.00           | 687.24        | 0.00         | 687.24                      | (687.24)         | 4.70          |
| 53397 050_DS SAN DIEGO UNIF 20  |     | 0.00           | 1,000,000.00  | 0.00         | 1,000,000.00                | (1,000,000.00)   | 323,804.38    |
| 53398 050_DS SAN DIEGO UNIF 20  |     | 0.00           | 21,205,250.00 | 0.00         | 21,205,250.00               | (21,205,250.00)  | 1,639,998.95  |
| 53399 050_DS SAN DIEGO UNIF 20  |     | 0.00           | 2,918,411.47  | 0.00         | 2,918,411.47                | (2,918,411.47)   | 14,815.52     |
| 53402 050_DS SAN DIEGO UNIF 20  |     | 0.00           | 4,007,000.00  | 0.00         | 4,007,000.00                | (4,007,000.00)   | 3,865,981.77  |
| 53403 050_DS SAN DIEGO UNIF 20  |     | 0.00           | 1,737,737.50  | 0.00         | 1,737,737.50                | (1,737,737.50)   | 2,079,878.18  |
| 53404 050_DS SAN DIEGO UNIF 20  |     | 0.00           | 0.00          | 0.00         | 0.00                        | 0.00             | 1,402.31      |
| 53405 050_DS SAN DIEGO USD 201  |     | 0.00           | 3,622,000.00  | 0.00         | 3,622,000.00                | (3,622,000.00)   | 2,762,670.51  |
| 53406 050_DS SAN DIEGO USD 201  |     | 0.00           | 6,058,875.00  | 0.00         | 6,058,875.00                | (6,058,875.00)   | 26,282,944.21 |
| 53408 050_DS SAN DIEGO USD 200  |     | 0.00           | 11,054,150.00 | 0.00         | 11,054,150.00               | (11,054,150.00)  | 914,892.49    |
| 53409 050_DS SDUSD 2012 2017 H  |     | 0.00           | 4.24          | 0.00         | 4.24                        | (4.24)           | 0.02          |
| 53410 050_DS SDUSD 2012 2017I   |     | 0.00           | 13,712,650.00 | 0.00         | 13,712,650.00               | (13,712,650.00)  | 13,850,100.85 |
| 53411 050_DS SDUSD 2012 2017J   |     | 0.00           | 5,200,100.00  | 0.00         | 5,200,100.00                | (5,200,100.00)   | 5,570,929.06  |
| 53413 050_DS SDUSD 2008 2017 K  |     | 0.00           | 0.00          | 0.00         | 0.00                        | 0.00             | 3,374.86      |
| 53414 050_DS SDUSD 2009 2008B   |     | 0.00           | 176.84        | 0.00         | 176.84                      | (176.84)         | 0.89          |
| 53415 050_DS SDUSD 2010 2008D1  |     | 0.00           | 0.00          | 0.00         | 0.00                        | 0.00             | 439,789.99    |
| 53416 050_DS SDUSD 2019 2018A   |     | 0.00           | 17.30         | 0.00         | 17.30                       | (17.30)          | 0.08          |
| 53417 050_DS SDUSD 2019 2018B   |     | 0.00           | 1,584,050.00  | 0.00         | 1,584,050.00                | (1,584,050.00)   | 1,458,524.50  |
| 53418 050_DS SDUSD 2012 2019K   |     | 0.00           | 6.02          | 0.00         | 6.02                        | (6.02)           | 0.03          |
| 53419 050_DS SDUSD 2012 2019L   |     | 0.00           | 5,137,750.00  | 0.00         | 5,137,750.00                | (5,137,750.00)   | 4,777,413.98  |
| 53420 050_DS SDUSD 2019 2018C   |     | 0.00           | 3,530,200.00  | 0.00         | 3,530,200.00                | (3,530,200.00)   | 3,680,138.02  |
| 53421 065_DS SAN MARCOS USD 20  |     | 0.00           | 4,235,224.01  | 0.00         | 4,235,224.01                | (4,235,224.01)   | 3,644,320.22  |
| 53422 050_DS SDUSD MEASYY TAX   |     | 0.00           | 727,977.25    | 0.00         | 727,977.25                  | (727,977.25)     | 583,752.43    |
| 53423 050_DS SAN DIEGO USD 202  |     | 0.00           | 5,388,600.00  | 0.00         | 5,388,600.00                | (5,388,600.00)   | 4,032,276.54  |
| 53424 050_DS SAN DIEGO USD 202  |     | 0.00           | 8,984,000.00  | 0.00         | 8,984,000.00                | (8,984,000.00)   | 7,388,582.73  |
| 53425 189_DS BONSALL UNIFIED 2  |     | 0.00           | 186,804.80    | 0.00         | 186,804.80                  | (186,804.80)     | 181,939.73    |

PERIODIC FINANCIAL STATEMENT - SCHEDULE OF REVENUES AND EXPENDITURES BY FUND AND ORGANIZATIONAL UNIT - GL041

Date 05-MAY-2026 15 33 37

COSD  
Current Period APR-28

Currency: USD  
No specific FUND requested

| FUND                            | ORG | REVISED BUDGET | EXPENDITURES  | ENCUMBRANCES | EXPENDITURES & ENCUMBRANCES | REMAINING BUDGET | REVENUE       |
|---------------------------------|-----|----------------|---------------|--------------|-----------------------------|------------------|---------------|
| 53426 050_DS SDOUSD MEAS YY 202 |     | 0 00           | 12,977,300 00 | 0 00         | 12,977,300 00               | (12,977,300 00)  | 13,372,862 89 |
| 53427 050_DS SDOUSD PROP S 2021 |     | 0 00           | 3,066,945 00  | 0 00         | 3,066,945 00                | (3,066,945 00)   | 3,062,541 08  |
| 53428 050_DS SDOUSD PROP Z 2020 |     | 0 00           | 7,588,400 00  | 0 00         | 7,588,400 00                | (7,588,400 00)   | 7,627,093 79  |
| 53429 050_DS SAN DIEGO USD 202  |     | 0 00           | 8,950,526 71  | 0 00         | 8,950,526 71                | (8,950,526 71)   | 9,854,434 48  |
| 53430 048_DS MT EMP 2018 2019   |     | 0 00           | 217,250 00    | 0 00         | 217,250 00                  | (217,250 00)     | 222,831 78    |
| 53431 048_DS MT EMPire USD 202  |     | 0 00           | 205,812 50    | 0 00         | 205,812 50                  | (205,812 50)     | 263,399 45    |
| 53432 050_DS SAN DIEGO USD 202  |     | 0 00           | 11,204,862 50 | 0 00         | 11,204,862 50               | (11,204,862 50)  | 13,477,836 29 |
| 53433 050_DS SAN DIEGO USD 202  |     | 0 00           | 3,170,200 00  | 0 00         | 3,170,200 00                | (3,170,200 00)   | 3,824,685 52  |
| 53434 050_DS SAN DIEGO USD 202  |     | 0 00           | 3,902,687 50  | 0 00         | 3,902,687 50                | (3,902,687 50)   | 3,856,201 99  |
| 53435 051_DS VISTA USD 2018A M  |     | 0 00           | 1,522,000 00  | 0 00         | 1,522,000 00                | (1,522,000 00)   | 1,510,437 99  |
| 53436 051_DS VISTA UNIFIED 202  |     | 0 00           | 9,166,807 96  | 0 00         | 9,166,807 96                | (9,166,807 96)   | 344,081 48    |
| 53437 051_DS VISTA USD 2022B    |     | 0 00           | 6,535,575 00  | 0 00         | 6,535,575 00                | (6,535,575 00)   | 6,459,953 49  |
| 53438 048_DS MT EMPire USD 202  |     | 0 00           | 289,975 00    | 0 00         | 289,975 00                  | (289,975 00)     | 215,412 60    |
| 53440 063_DS CARLSBAD 2019A ME  |     | 0 00           | 2,457,362 50  | 0 00         | 2,457,362 50                | (2,457,362 50)   | 2,715,215 81  |
| 53441 063_DS CARLSBAD USD 2021  |     | 0 00           | 2,269,043 76  | 0 00         | 2,269,043 76                | (2,269,043 76)   | 2,411,970 28  |
| 53442 063_DS CARLSBAD UNIFIED   |     | 0 00           | 3,503,546 65  | 0 00         | 3,503,546 65                | (3,503,546 65)   | 2,804,746 47  |
| 53445 084_DS OCEANSIDE 2008E P  |     | 0 00           | 814,000 00    | 0 00         | 814,000 00                  | (814,000 00)     | 779,699 99    |
| 53446 064_DS OCEANSIDE PROP H   |     | 0 00           | 2,007,800 00  | 0 00         | 2,007,800 00                | (2,007,800 00)   | 1,966,381 96  |
| 53447 064_DS OCEANSIDE 2020REF  |     | 0 00           | 950,700 00    | 0 00         | 950,700 00                  | (950,700 00)     | 1,052,228 14  |
| 53448 064_DS OCEANSIDE 2020REF  |     | 0 00           | 0 00          | 0 00         | 0 00                        | 0 00             | 771 51        |
| 53449 064_DS OCEANSIDE USD 202  |     | 0 00           | 1,499,400 00  | 0 00         | 1,499,400 00                | (1,499,400 00)   | 1,441,431 45  |
| 53450 062_DS BORREGO 2018A MEA  |     | 0 00           | 417,700 00    | 0 00         | 417,700 00                  | (417,700 00)     | 418,216 60    |
| 53451 064_DS OCEANSIDE USD 202  |     | 0 00           | 1,218,283 75  | 0 00         | 1,218,283 75                | (1,218,283 75)   | 1,184,196 91  |
| 53452 064_DS OCEANSIDE USD 202  |     | 0 00           | 281,350 00    | 0 00         | 281,350 00                  | (281,350 00)     | 284,362 95    |
| 53453 064_DS OCEANSIDE USD 200  |     | 0 00           | 710,250 00    | 0 00         | 710,250 00                  | (710,250 00)     | 657,353 37    |
| 53454 064_DS OCEANSIDE USD 202  |     | 0 00           | 5,049,687 50  | 0 00         | 5,049,687 50                | (5,049,687 50)   | 5,086,999 23  |
| 53455 009_DS CHULA VISTA ESD 2  |     | 0 00           | 1,188,749 36  | 0 00         | 1,188,749 36                | (1,188,749 36)   | 636,901 06    |
| 53456 009_DS CHULA VISTA ESD 2  |     | 0 00           | 5,691,475 00  | 0 00         | 5,691,475 00                | (5,691,475 00)   | 5,625,480 44  |
| 53457 009_DS CHULA VISTA ESD 2  |     | 0 00           | 9,876,000 00  | 0 00         | 9,876,000 00                | (9,876,000 00)   | 7,039,687 56  |
| 53458 047_DS CORONADO USD 2022  |     | 0 00           | 1,292,803 52  | 0 00         | 1,292,803 52                | (1,292,803 52)   | 1,386,454 25  |
| 53459 009_DS CHULA VISTA ESD 2  |     | 0 00           | 1,669,000 00  | 0 00         | 1,669,000 00                | (1,669,000 00)   | 1,717,237 58  |
| 53463 051_DS VISTA USD 2026C    |     | 0 00           | 0 00          | 0 00         | 0 00                        | 0 00             | 6,030,983 96  |
| 53466 065_DS SAN MARCOS USD 20  |     | 0 00           | 2,535,076 38  | 0 00         | 2,535,076 38                | (2,535,076 38)   | 7,706,742 10  |
| 53467 065_DS SAN MARCOS USD 20  |     | 0 00           | 4,804,643 40  | 0 00         | 4,804,643 40                | (4,804,643 40)   | 10,375,452 36 |
| 53500 050_DS SDOUSD 2023 ZR-2   |     | 0 00           | 5,195,250 00  | 0 00         | 5,195,250 00                | (5,195,250 00)   | 5,588,232 90  |
| 53501 050_DS SDOUSD 2023 ZR-3   |     | 0 00           | 1,862,750 00  | 0 00         | 1,862,750 00                | (1,862,750 00)   | 1,072,311 48  |
| 53502 050_DS SDOUSD 2023 ZR-4A  |     | 0 00           | 888,750 00    | 0 00         | 888,750 00                  | (888,750 00)     | 854,544 06    |
| 53503 050_DS SDOUSD 2023 ZR-4B  |     | 0 00           | 5,095,000 00  | 0 00         | 5,095,000 00                | (5,095,000 00)   | 4,913,353 29  |
| 53504 050_DS SDOUSD MEAS U 2023 |     | 0 00           | 20,450,197 00 | 0 00         | 20,450,197 00               | (20,450,197 00)  | 24,352,886 54 |
| 53505 050_DS SDOUSD MEAS YY 202 |     | 0 00           | 65,940,400 00 | 0 00         | 65,940,400 00               | (65,940,400 00)  | 24,674,796 27 |
| 53506 050_DS SDOUSD PROP S 2023 |     | 0 00           | 3,995,750 00  | 0 00         | 3,995,750 00                | (3,995,750 00)   | 4,300,536 92  |
| 53507 050_DS SDOUSD 2023 SR-3A  |     | 0 00           | 1,721,750 00  | 0 00         | 1,721,750 00                | (1,721,750 00)   | 1,434,901 56  |
| 53508 050_DS SDOUSD 2023 R-8    |     | 0 00           | 873,250 00    | 0 00         | 873,250 00                  | (873,250 00)     | 1,008,031 52  |
| 53509 050_DS SDOUSD 2024 REF SR |     | 0 00           | 2,515,750 00  | 0 00         | 2,515,750 00                | (2,515,750 00)   | 2,216,237 27  |
| 53510 050_DS SDOUSD 2024 REF ZR |     | 0 00           | 6,755,250 00  | 0 00         | 6,755,250 00                | (6,755,250 00)   | 5,085,559 05  |
| 53511 050_DS SDOUSD 2024 REF R- |     | 0 00           | 766,000 00    | 0 00         | 766,000 00                  | (766,000 00)     | 1,091,804 15  |
| 53512 050_DS SDOUSD 2025 REF SR |     | 0 00           | 388,929 17    | 0 00         | 388,929 17                  | (388,929 17)     | 472,827 30    |
| 53513 050_DS SDOUSD 2025 REF ZR |     | 0 00           | 1,488,279 87  | 0 00         | 1,488,279 87                | (1,488,279 87)   | 2,028,753 25  |
| 53514 050_DS SDOUSD MEAS U TAX  |     | 0 00           | 0 00          | 0 00         | 0 00                        | 0 00             | 10,688,976 67 |
| 53515 050_DS SDOUSD PROP S 2024 |     | 0 00           | 48,844,625 00 | 0 00         | 48,844,625 00               | (48,844,625 00)  | 328,369 11    |
| 53516 050_DS SDOUSD MEAS YY 202 |     | 0 00           | 70,385,400 00 | 0 00         | 70,385,400 00               | (70,385,400 00)  | 6,630,037 83  |

PERIODIC FINANCIAL STATEMENT - SCHEDULE OF REVENUES AND EXPENDITURES BY FUND AND ORGANIZATIONAL UNIT - GL041

Date 05-MAY-2026 15:33:57

COSD  
Current Period APR-26

Currency USD  
No specific FUND requested

| FUND                           | ORG | REVISED BUDGET | EXPENDITURES  | ENCUMBRANCES | EXPENDITURES & ENCUMBRANCES | REMAINING BUDGET | REVENUE        |
|--------------------------------|-----|----------------|---------------|--------------|-----------------------------|------------------|----------------|
| 53517 050_DS SDUSD MEAS U 2024 |     | 0.00           | 66,788,565.57 | 0.00         | 66,788,565.57               | (66,788,565.57)  | 14,737,536.20  |
| 53518 050_DS SDUSD 2025 REF R- |     | 0.00           | 4,962,147.91  | 0.00         | 4,962,147.91                | (4,962,147.91)   | 44,504,440.29  |
| 53519 050_DS SDUSD 2025 REF R- |     | 0.00           | 961,114.58    | 0.00         | 961,114.58                  | (961,114.58)     | 1,179,178.34   |
| 53520 050_DS SDUSD 2025 REF SR |     | 0.00           | 1,153,711.11  | 0.00         | 1,153,711.11                | (1,153,711.11)   | 1,519,709.63   |
| 53521 050_DS SDUSD 2025 REF SR |     | 0.00           | 2,162,834.72  | 0.00         | 2,162,834.72                | (2,162,834.72)   | 3,369,924.98   |
| 53522 050_DS SDUSD 2025 REF ZR |     | 0.00           | 3,978,024.30  | 0.00         | 3,978,024.30                | (3,978,024.30)   | 3,839,139.68   |
| 53523 050_DS SDUSD 2025 REF ZR |     | 0.00           | 367,072.93    | 0.00         | 367,072.93                  | (367,072.93)     | 415,985.84     |
| 53524 050_DS SDUSD 2025P PROP  |     | 0.00           | 8,864,981.84  | 0.00         | 8,864,981.84                | (8,864,981.84)   | 42,748,568.91  |
| 53525 050_DS SDUSD 2025I MEAS  |     | 0.00           | 11,602,924.13 | 0.00         | 11,602,924.13               | (11,602,924.13)  | 104,143,606.15 |
| 53526 050_DS SDUSD 2025C MEAS  |     | 0.00           | 18,010,843.41 | 0.00         | 18,010,843.41               | (18,010,843.41)  | 68,325,956.16  |
| 53800 064_DS OCEANSIDE USD 202 |     | 0.00           | 541,658.75    | 0.00         | 541,658.75                  | (541,658.75)     | 493,192.18     |
| 53601 064_DS OCEANSIDE USD 202 |     | 0.00           | 3,773,250.00  | 0.00         | 3,773,250.00                | (3,773,250.00)   | 3,802,572.79   |
| 53602 064_DS OCEANSIDE USD 202 |     | 0.00           | 1,287,375.00  | 0.00         | 1,287,375.00                | (1,287,375.00)   | 1,207,836.84   |
| 53603 064_DS OCEANSIDE USD 202 |     | 0.00           | 1,254,658.56  | 0.00         | 1,254,658.56                | (1,254,658.56)   | 2,207,937.00   |
| 53604 064_DS OCEANSIDE USD 202 |     | 0.00           | 333,720.14    | 0.00         | 333,720.14                  | (333,720.14)     | 1,536,643.84   |
| 53605 064_DS OCEANSIDE USD 202 |     | 0.00           | 1,727,692.13  | 0.00         | 1,727,692.13                | (1,727,692.13)   | 4,528,101.38   |
| 56700 001_DS ALPINE UNION 1997 |     | 0.00           | 0.00          | 0.00         | 0.00                        | 0.00             | 577.32         |
| 56701 004_DS BONSALL UN ELEM E |     | 0.00           | 0.00          | 0.00         | 0.00                        | 0.00             | 0.36           |
| 56703 001_DS ALPINE ELEM 1999B |     | 0.00           | 0.00          | 0.00         | 0.00                        | 0.00             | 52,019.72      |
| 56708 007_DS CARDOFF SCH DIST  |     | 0.00           | 1,675,000.00  | 0.00         | 1,675,000.00                | (1,675,000.00)   | 72,775.51      |
| 56730 006_DS CAJON VALLEY ELEM |     | 0.00           | 0.00          | 0.00         | 0.00                        | 0.00             | 0.28           |
| 56725 008_DS CAJON VALLEY 2000 |     | 0.00           | 0.00          | 0.00         | 0.00                        | 0.00             | 0.03           |
| 56727 014_DS ENCINITAS ELEM 19 |     | 0.00           | 710.67        | 0.00         | 710.67                      | (710.67)         | 15.33          |
| 56728 009_DS CHULA VISTA ELEM  |     | 0.00           | 9,547.21      | 0.00         | 9,547.21                    | (9,547.21)       | 205.88         |
| 56731 014_DS ENCINITAS USD 201 |     | 0.00           | 2,572,281.26  | 0.00         | 2,572,281.26                | (2,572,281.26)   | 2,582,592.91   |
| 56732 008_DS CAJON VALLEY USD  |     | 0.00           | 1,533,967.65  | 0.00         | 1,533,967.65                | (1,533,967.65)   | 204,087.87     |
| 56734 008_DS CAJON VALLEY USD  |     | 0.00           | 751,562.50    | 0.00         | 751,562.50                  | (751,562.50)     | 57,858.45      |
| 56735 009_DS CHULA VISTA ELEM  |     | 0.00           | 1,585,450.00  | 0.00         | 1,585,450.00                | (1,585,450.00)   | 1,566,713.73   |
| 56737 006_DS CAJON VALLEY ELEM |     | 0.00           | 90,792.79     | 0.00         | 90,792.79                   | (90,792.79)      | 1,960.09       |
| 56738 014_DS ENCINITAS USD 201 |     | 0.00           | 490,437.50    | 0.00         | 490,437.50                  | (490,437.50)     | 472,586.53     |
| 56740 009_DS CHULA VISTA ELEM  |     | 0.00           | 93,332.00     | 0.00         | 93,332.00                   | (93,332.00)      | 2,014.93       |
| 56743 015_DS ESCONDIDO ELEM 20 |     | 0.00           | 0.00          | 0.00         | 0.00                        | 0.00             | 431.26         |
| 56744 016_DS FALLBROOK ELEM 20 |     | 0.00           | 0.00          | 0.00         | 0.00                        | 0.00             | 2,907.97       |
| 56746 016_DS FALLBROOK UNION E |     | 0.00           | 0.00          | 0.00         | 0.00                        | 0.00             | 3,101,885.29   |
| 56747 016_DS FALLBROOK ELEM 20 |     | 0.00           | 655,000.00    | 0.00         | 655,000.00                  | (655,000.00)     | 608,532.88     |
| 56749 016_DS FALLBROOK UN ELEM |     | 0.00           | 95,750.00     | 0.00         | 95,750.00                   | (95,750.00)      | 88,315.30      |
| 56750 016_DS FALLBROOK UN ELEM |     | 0.00           | 2,675.28      | 0.00         | 2,675.28                    | (2,675.28)       | 57.70          |
| 56752 016_DS FALLBROOK UN ELEM |     | 0.00           | 2,284,906.26  | 0.00         | 2,284,906.26                | (2,284,906.26)   | 88,704.09      |
| 56753 009_DS CHULA VISTA ELEM  |     | 0.00           | 844,900.00    | 0.00         | 844,900.00                  | (844,900.00)     | 863,923.56     |
| 56755 008_DS CAJON VALLEY USD  |     | 0.00           | 0.00          | 0.00         | 0.00                        | 0.00             | 60,241.43      |
| 56756 021_DS LEMON GROVE ELEC  |     | 0.00           | 0.00          | 0.00         | 0.00                        | 0.00             | 71.01          |
| 56758 017_DS JAMUL ELEM 2004A  |     | 0.00           | 1,095,000.00  | 0.00         | 1,095,000.00                | (1,095,000.00)   | 1,087,394.35   |
| 56759 021_DS LEMON GROVE ELEC  |     | 0.00           | 3,883.44      | 0.00         | 3,883.44                    | (3,883.44)       | 79.43          |
| 56760 017_DS JAMUL 1998A       |     | 0.00           | 103,752.26    | 0.00         | 103,752.26                  | (103,752.26)     | 2,239.87       |
| 56761 020_DS LA MESA SPRING VA |     | 0.00           | 0.00          | 0.00         | 0.00                        | 0.00             | 2,016,212.47   |
| 56762 020_DS LA MESA SPRING VA |     | 0.00           | 4,765,000.00  | 0.00         | 4,765,000.00                | (4,765,000.00)   | 4,891,361.65   |
| 56763 021_DS LEMON GROVE DS 19 |     | 0.00           | 0.00          | 0.00         | 0.00                        | 0.00             | 4,007.73       |
| 56764 021_DS LEMON GROVE DS 19 |     | 0.00           | 1,450,000.00  | 0.00         | 1,450,000.00                | (1,450,000.00)   | 86,962.74      |
| 56765 021_DS LEMON GROVE DS 19 |     | 0.00           | 380,000.00    | 0.00         | 380,000.00                  | (380,000.00)     | 2,364,702.08   |
| 56767 021_DS LEMON GROVE DS 20 |     | 0.00           | 0.00          | 0.00         | 0.00                        | 0.00             | 0.53           |
| 56770 028_DS RANCHO SANTA FE 2 |     | 0.00           | 0.00          | 0.00         | 0.00                        | 0.00             | 2,479.24       |

PERIODIC FINANCIAL STATEMENT - SCHEDULE OF REVENUES AND EXPENDITURES BY FUND AND ORGANIZATIONAL UNIT - GL041

Date 05-MAY-2026 15:33:57

COSD  
Current Period APR-26

Currency USD  
No specific FUND requested

| FUND                           | ORG | REVISED BUDGET | EXPENDITURES | ENCUMBRANCES | EXPENDITURES & ENCUMBRANCES | REMAINING BUDGET | REVENUE      |
|--------------------------------|-----|----------------|--------------|--------------|-----------------------------|------------------|--------------|
| 56771 020_OS RANCHO SANTA FE 2 |     | 0.00           | 375,000.00   | 0.00         | 375,000.00                  | (375,000.00)     | 367,438.70   |
| 56773 028_OS RANCHO SANTA FE 2 |     | 0.00           | 0.00         | 0.00         | 0.00                        | 0.00             | 1.81         |
| 56774 009_OS CHULA VISTA ELEM  |     | 0.00           | 721,450.02   | 0.00         | 721,450.02                  | (721,450.02)     | 731,559.71   |
| 56776 006_OS CAJON VALLEY USD  |     | 0.00           | 83,010.93    | 0.00         | 83,010.93                   | (83,010.93)      | 1,792.05     |
| 56779 032_DS SANTEE SCHOOL DIS |     | 0.00           | 0.00         | 0.00         | 0.00                        | 0.00             | 34,370.59    |
| 56780 032_DS SANTEE SCHOOL DIS |     | 0.00           | 0.00         | 0.00         | 0.00                        | 0.00             | 70.45        |
| 56781 031_DS SAN PASQUAL DS 19 |     | 0.00           | 0.00         | 0.00         | 0.00                        | 0.00             | 1,448.99     |
| 56782 032_DS SANTEE SCHOOL DIS |     | 0.00           | 0.00         | 0.00         | 0.00                        | 0.00             | 0.65         |
| 56783 032_DS SANTEE SCHOOL DIS |     | 0.00           | 285,000.00   | 0.00         | 285,000.00                  | (285,000.00)     | 278,188.90   |
| 56786 033_DS SAN YSIDRO 1997D  |     | 0.00           | 3,760,000.00 | 0.00         | 3,760,000.00                | (3,760,000.00)   | 4,438,886.04 |
| 56791 033_DS SAN YSIDRO 1997E  |     | 0.00           | 0.00         | 0.00         | 0.00                        | 0.00             | 3,151,105.79 |
| 56792 033_DS SAN YSIDRO 1997F  |     | 0.00           | 0.00         | 0.00         | 0.00                        | 0.00             | 75.96        |
| 56793 035_DS SOUTH BAY 1997A G |     | 0.00           | 45,941.75    | 0.00         | 45,941.75                   | (45,941.75)      | 991.68       |
| 56794 035_DS SOUTH BAY USD 200 |     | 0.00           | 0.00         | 0.00         | 0.00                        | 0.00             | 0.23         |
| 56795 033_DS SAN YSIDRO 1997G  |     | 0.00           | 0.00         | 0.00         | 0.00                        | 0.00             | 61.85        |
| 56797 019_DS LAKESIDE USD 2008 |     | 0.00           | 1,645,000.00 | 0.00         | 1,645,000.00                | (1,645,000.00)   | 1,779,944.52 |
| 56798 019_DS LAKESIDE USD 2008 |     | 0.00           | 0.00         | 0.00         | 0.00                        | 0.00             | 48.86        |
| 56799 010_DS DEHESA SCH DIST 2 |     | 0.00           | 60,337.50    | 0.00         | 60,337.50                   | (60,337.50)      | 65,734.77    |
| 56800 035_DS SOUTH BAY USD 201 |     | 0.00           | 79,595.09    | 0.00         | 79,595.09                   | (79,595.09)      | 1,718.33     |
| 56801 010_DS DEHESA SCH DIST 2 |     | 0.00           | 60,437.50    | 0.00         | 60,437.50                   | (60,437.50)      | 68,080.14    |
| 56802 020_DS LA MESA SPRING VA |     | 0.00           | 0.00         | 0.00         | 0.00                        | 0.00             | 0.09         |
| 56803 020_DS LA MESA SPRING VA |     | 0.00           | 0.00         | 0.00         | 0.00                        | 0.00             | 0.96         |
| 56804 019_DS LAKESIDE USD 2014 |     | 0.00           | 0.00         | 0.00         | 0.00                        | 0.00             | 0.03         |
| 56805 033_DS SAN YSIDRO 2012 R |     | 0.00           | 2,106,756.26 | 0.00         | 2,106,756.26                | (2,106,756.26)   | 669,941.19   |
| 56806 006_OS CAJON VALLEY USD  |     | 0.00           | 1,053,350.02 | 0.00         | 1,053,350.02                | (1,053,350.02)   | 1,043,437.68 |
| 56807 023_DS NATIONAL SCH DIST |     | 0.00           | 909,956.26   | 0.00         | 909,956.26                  | (909,956.26)     | 900,108.05   |
| 56808 033_DS SAN YSIDRO 2015 R |     | 0.00           | 2,598,375.00 | 0.00         | 2,598,375.00                | (2,598,375.00)   | 253,256.87   |
| 56809 021_DS LEMON GROVE SD 20 |     | 0.00           | 326,125.00   | 0.00         | 326,125.00                  | (326,125.00)     | 320,814.22   |
| 56810 021_DS LEMON GROVE SD 20 |     | 0.00           | 0.00         | 0.00         | 0.00                        | 0.00             | 0.03         |
| 56811 015_DS ESCONDIDO USD 201 |     | 0.00           | 1,039,118.76 | 0.00         | 1,039,118.76                | (1,039,118.76)   | 1,130,017.18 |
| 56812 019_DS LAKESIDE USD 2015 |     | 0.00           | 252,781.26   | 0.00         | 252,781.26                  | (252,781.26)     | 241,418.98   |
| 56813 006_OS CAJON VALLEY USD  |     | 0.00           | 983,931.26   | 0.00         | 983,931.26                  | (983,931.26)     | 1,000,371.05 |
| 56814 028_OS RANCHO SANTA FE S |     | 0.00           | 2,844,950.00 | 0.00         | 2,844,950.00                | (2,844,950.00)   | 2,813,599.26 |
| 56815 014_DS ENCINITAS USD 201 |     | 0.00           | 685,000.00   | 0.00         | 685,000.00                  | (685,000.00)     | 19,941.74    |
| 56816 017_DS JAMIL DULZURA USD |     | 0.00           | 135,884.38   | 0.00         | 135,884.38                  | (135,884.38)     | 150,722.05   |
| 56817 032_DS SANTEE SCHOOL DIS |     | 0.00           | 1,793,099.70 | 0.00         | 1,793,099.70                | (1,793,099.70)   | 118,818.89   |
| 56818 032_DS SANTEE SCHOOL DIS |     | 0.00           | 295,882.50   | 0.00         | 295,882.50                  | (295,882.50)     | 313,082.82   |
| 56819 006_OS CAJON VALLEY USD  |     | 0.00           | 2,445,100.00 | 0.00         | 2,445,100.00                | (2,445,100.00)   | 2,400,055.05 |
| 56820 035_DS SOUTH BAY USD 201 |     | 0.00           | 1,298,662.50 | 0.00         | 1,298,662.50                | (1,298,662.50)   | 1,298,589.21 |
| 56821 035_DS SOUTH BAY USD 200 |     | 0.00           | 349,800.00   | 0.00         | 349,800.00                  | (349,800.00)     | 423,955.91   |
| 56822 035_DS SOUTH BAY USD 201 |     | 0.00           | 444,750.00   | 0.00         | 444,750.00                  | (444,750.00)     | 552,505.55   |
| 56823 023_DS NATIONAL SCH DIST |     | 0.00           | 348,150.00   | 0.00         | 348,150.00                  | (348,150.00)     | 347,820.29   |
| 56824 019_DS LAKESIDE USD 2016 |     | 0.00           | 677,775.00   | 0.00         | 677,775.00                  | (677,775.00)     | 627,858.25   |
| 56825 009_OS CHULA VISTA ELEM  |     | 0.00           | 2,354,150.00 | 0.00         | 2,354,150.00                | (2,354,150.00)   | 2,268,755.82 |
| 56826 034_DS SOLANA BCH SPID 2 |     | 0.00           | 2,531,450.00 | 0.00         | 2,531,450.00                | (2,531,450.00)   | 2,398,007.42 |
| 56827 007_DS CARDIFF SCH DIST  |     | 0.00           | 547,243.76   | 0.00         | 547,243.76                  | (547,243.76)     | 554,808.33   |
| 56828 006_OS CAJON VALLEY USD  |     | 0.00           | 0.00         | 0.00         | 0.00                        | 0.00             | 0.03         |
| 56829 015_DS ESCONDIDO USD 201 |     | 0.00           | 4,285,500.00 | 0.00         | 4,285,500.00                | (4,285,500.00)   | 4,354,534.42 |
| 56830 014_DS ENCINITAS USD 201 |     | 0.00           | 1,060,900.00 | 0.00         | 1,060,900.00                | (1,060,900.00)   | 1,038,532.77 |
| 56831 021_DS LEMON GROVE SD 20 |     | 0.00           | 0.00         | 0.00         | 0.00                        | 0.00             | 0.03         |
| 56832 021_DS LEMON GROVE SD 20 |     | 0.00           | 617,850.00   | 0.00         | 617,850.00                  | (617,850.00)     | 185,084.41   |

PERIODIC FINANCIAL STATEMENT - SCHEDULE OF REVENUES AND EXPENDITURES BY FUND AND ORGANIZATIONAL UNIT - GL041

Date 05-MAY-2026 15:33:57

COSD  
Current Period APR-26

Currency USD  
No specific FUND requested

| FUND                            | ORG | REVISED BUDGET | EXPENDITURES | ENCUMBRANCES | EXPENDITURES & ENCUMBRANCES | REMAINING BUDGET | REVENUE      |
|---------------------------------|-----|----------------|--------------|--------------|-----------------------------|------------------|--------------|
| 56834 032_DS SANTEE SCHOOL DIS  |     | 0.00           | 730,200.00   | 0.00         | 730,200.00                  | (730,200.00)     | 721,064.53   |
| 56835 006_DS CAJON VALLEY USD   |     | 0.00           | 1,010,031.26 | 0.00         | 1,010,031.26                | (1,010,031.26)   | 953,575.08   |
| 56836 015_DS ESCONDIDO USD 201  |     | 0.00           | 2,654,706.26 | 0.00         | 2,654,706.26                | (2,654,706.26)   | 2,144,618.53 |
| 56837 019_DS LAKESIDE USD 2014  |     | 0.00           | 699,212.50   | 0.00         | 699,212.50                  | (699,212.50)     | 708,851.40   |
| 56838 064_DS OCEANSIDE USD 201  |     | 0.00           | 5,631.49     | 0.00         | 5,631.49                    | (5,631.49)       | 121.43       |
| 56839 064_DS OCEANSIDE USD 201  |     | 0.00           | 1,500.00     | 0.00         | 1,500.00                    | (1,500.00)       | 24,118.39    |
| 56840 007_DS CARDIFF SCH DIST   |     | 0.00           | 397,362.52   | 0.00         | 397,362.52                  | (397,362.52)     | 400,228.59   |
| 56841 034_DS SOLANA BCH SFID 2  |     | 0.00           | 2,781,250.00 | 0.00         | 2,781,250.00                | (2,781,250.00)   | 2,752,417.37 |
| 56842 021_DS LEMON GROVE USD 20 |     | 0.00           | 386,500.00   | 0.00         | 386,500.00                  | (386,500.00)     | 353,395.65   |
| 56843 011_DS DEL MAR 2018 ELEC  |     | 0.00           | 2,005,718.76 | 0.00         | 2,005,718.76                | (2,005,718.76)   | 1,993,949.12 |
| 56844 009_DS CHULA VISTA 2019   |     | 0.00           | 0.00         | 0.00         | 0.00                        | 0.00             | 56.58        |
| 56845 008_DS CAJON VLY 2016B M  |     | 0.00           | 385,638.99   | 0.00         | 385,638.99                  | (385,638.99)     | 8,325.96     |
| 56846 032_DS SANTEE MEAS S SER  |     | 0.00           | 2,471,800.00 | 0.00         | 2,471,800.00                | (2,471,800.00)   | 979,706.03   |
| 56847 035_DS S BAY MEAS NN 201  |     | 0.00           | 0.00         | 0.00         | 0.00                        | 0.00             | 98.17        |
| 56848 008_DS CAJON VLY USD 202  |     | 0.00           | 1,601,125.00 | 0.00         | 1,601,125.00                | (1,601,125.00)   | 1,545,019.83 |
| 56849 050_DS SAN DIEGO USD 202  |     | 0.00           | 1,550,306.50 | 0.00         | 1,550,306.50                | (1,550,306.50)   | 1,409,937.90 |
| 56850 015_DS ESCONDIDO ELEM PR  |     | 0.00           | 976,125.00   | 0.00         | 976,125.00                  | (976,125.00)     | 940,674.98   |
| 56851 009_DS CHULA VISTA MEAS   |     | 0.00           | 5,226,850.00 | 0.00         | 5,226,850.00                | (5,226,850.00)   | 5,350,336.64 |
| 56852 014_DS ENCINITAS 2020 RE  |     | 0.00           | 544,332.15   | 0.00         | 544,332.15                  | (544,332.15)     | 534,840.35   |
| 56853 014_DS ENCINITAS 2020 RE  |     | 0.00           | 230,097.09   | 0.00         | 230,097.09                  | (230,097.09)     | 684,831.93   |
| 56854 019_DS LAKESIDE USD 2021  |     | 0.00           | 650,700.00   | 0.00         | 650,700.00                  | (650,700.00)     | 642,513.31   |
| 56855 033_DS SAN YSIDRO MEAS U  |     | 0.00           | 819,800.00   | 0.00         | 819,800.00                  | (819,800.00)     | 787,159.42   |
| 56856 033_DS SAN YSIDRO MEAS T  |     | 0.00           | 587,492.61   | 0.00         | 587,492.61                  | (587,492.61)     | 561,966.25   |
| 56857 023_DS NATIONAL ELEM 201  |     | 0.00           | 410,226.75   | 0.00         | 410,226.75                  | (410,226.75)     | 302,845.90   |
| 56858 015_DS ESCONDIDO ELEM 20  |     | 0.00           | 1,618,013.32 | 0.00         | 1,618,013.32                | (1,618,013.32)   | 1,556,313.34 |
| 56859 020_DS LA MESA SPRNG VLY  |     | 0.00           | 1,570,800.00 | 0.00         | 1,570,800.00                | (1,570,800.00)   | 1,477,530.94 |
| 56860 015_DS ESCONDIDO UN ESD   |     | 0.00           | 741,400.00   | 0.00         | 741,400.00                  | (741,400.00)     | 1,215,788.68 |
| 56861 010_DS DEHESA ESD 2012B   |     | 0.00           | 11,025.00    | 0.00         | 11,025.00                   | (11,025.00)      | 10,077.35    |
| 56862 010_DS DEHESA ESD 2022A   |     | 0.00           | 71,255.00    | 0.00         | 71,255.00                   | (71,255.00)      | 70,032.99    |
| 56863 010_DS DEHESA ESD 2022B   |     | 0.00           | 52,107.00    | 0.00         | 52,107.00                   | (52,107.00)      | 47,535.21    |
| 56864 010_DS DEHESA ESD 2022C   |     | 0.00           | 12,762.50    | 0.00         | 12,762.50                   | (12,762.50)      | 12,754.75    |
| 56865 015_DS ESCONDIDO ESD 201  |     | 0.00           | 1,252,175.00 | 0.00         | 1,252,175.00                | (1,252,175.00)   | 695,975.54   |
| 56866 011_DS DEL MAR ESD 2022B  |     | 0.00           | 4,464,875.00 | 0.00         | 4,464,875.00                | (4,464,875.00)   | 2,461,485.43 |
| 56867 021_DS LEMON GROVE ESD 2  |     | 0.00           | 369,602.40   | 0.00         | 369,602.40                  | (369,602.40)     | 450,358.17   |
| 56868 021_DS LEMON GROVE ESD 2  |     | 0.00           | 986,250.00   | 0.00         | 986,250.00                  | (986,250.00)     | 686,178.13   |
| 56869 023_DS NATIONAL ESD 2016  |     | 0.00           | 416,487.50   | 0.00         | 416,487.50                  | (416,487.50)     | 392,668.86   |
| 56870 035_DS SOUTH BAY USD 201  |     | 0.00           | 812,100.00   | 0.00         | 812,100.00                  | (812,100.00)     | 766,445.53   |
| 56871 035_DS SOUTH BAY ESD 200  |     | 0.00           | 354,000.00   | 0.00         | 354,000.00                  | (354,000.00)     | 347,754.05   |
| 56872 035_DS SOUTH BAY ESD 202  |     | 0.00           | 1,002,750.00 | 0.00         | 1,002,750.00                | (1,002,750.00)   | 974,569.25   |
| 56873 035_DS SOUTH BAY USD 202  |     | 0.00           | 540,941.24   | 0.00         | 540,941.24                  | (540,941.24)     | 2,659,532.68 |
| 56874 011_DS DEL MAR USD 2024C  |     | 0.00           | 1,149,800.00 | 0.00         | 1,149,800.00                | (1,149,800.00)   | 2,157,947.37 |
| 56875 006_DS CAJON VALLEY ESD   |     | 0.00           | 1,755,250.00 | 0.00         | 1,755,250.00                | (1,755,250.00)   | 4,480,666.37 |
| 56876 006_DS CAJON VALLEY ESD   |     | 0.00           | 6,715,375.00 | 0.00         | 6,715,375.00                | (6,715,375.00)   | 524,050.09   |
| 56877 033_DS SAN YSIDRO MEAS U  |     | 0.00           | 1,735,350.00 | 0.00         | 1,735,350.00                | (1,735,350.00)   | 433,832.37   |
| 56878 033_DS SAN YSIDRO MEAS T  |     | 0.00           | 1,777,475.00 | 0.00         | 1,777,475.00                | (1,777,475.00)   | 426,865.41   |
| 56879 033_DS SAN YSIDRO ESD 20  |     | 0.00           | 765,400.00   | 0.00         | 765,400.00                  | (765,400.00)     | 551,942.64   |
| 56880 020_DS LA MESA-SV ESD 20  |     | 0.00           | 3,035,375.00 | 0.00         | 3,035,375.00                | (3,035,375.00)   | 1,886,615.78 |
| 56881 006_DS CAJON VALLEY ESD   |     | 0.00           | 1,842,250.00 | 0.00         | 1,842,250.00                | (1,842,250.00)   | 1,565,038.51 |
| 56882 020_DS LA MESA-SV ESD 20  |     | 0.00           | 2,220,825.00 | 0.00         | 2,220,825.00                | (2,220,825.00)   | 1,464,122.77 |
| 56884 023_DS NATIONAL ESD 2016  |     | 0.00           | 900,000.00   | 0.00         | 900,000.00                  | (900,000.00)     | 548,131.60   |
| 56886 032_DS SANTEE ESD 2025A   |     | 0.00           | 648,679.86   | 0.00         | 648,679.86                  | (648,679.86)     | 3,406,894.96 |

PERIODIC FINANCIAL STATEMENT - SCHEDULE OF REVENUES AND EXPENDITURES BY FUND AND ORGANIZATIONAL UNIT - GL041

Date 05-MAY-2026 15:33:57

COSD  
Current Period APR-26

Currency USD  
No specific FUND requested

| FUND                           | ORG | REVISED BUDGET | EXPENDITURES  | ENCUMBRANCES | EXPENDITURES & ENCUMBRANCES | REMAINING BUDGET | REVENUE       |
|--------------------------------|-----|----------------|---------------|--------------|-----------------------------|------------------|---------------|
| 56888 014_DS ENCINITAS ESD 202 |     | 0.00           | 2,200,000.02  | 0.00         | 2,200,000.02                | (2,200,000.02)   | 5,131,447.88  |
| 56890 033_DS SAN YSIDRO ESD 20 |     | 0.00           | 1,258,934.02  | 0.00         | 1,258,934.02                | (1,258,934.02)   | 2,364,852.11  |
| 56891 033_DS SAN YSIDRO HEAS T |     | 0.00           | 815,427.09    | 0.00         | 815,427.09                  | (815,427.09)     | 895,466.53    |
| 56892 033_DS SAN YSIDRO HEAS U |     | 0.00           | 754,513.89    | 0.00         | 754,513.89                  | (754,513.89)     | 830,645.64    |
| 56895 066_DS WARNER USD 2025A  |     | 0.00           | 25,347.21     | 0.00         | 25,347.21                   | (25,347.21)      | 293,876.52    |
| 56898 021_DS LEMON GROVE ESD 2 |     | 0.00           | 227,333.35    | 0.00         | 227,333.35                  | (227,333.35)     | 1,720,689.98  |
| 56899 021_DS LEMON GROVE ESD 2 |     | 0.00           | 0.00          | 0.00         | 0.00                        | 0.00             | 1,722,168.67  |
| 56900 021_DS LEMON GROVE ESD 2 |     | 0.00           | 199,999.99    | 0.00         | 199,999.99                  | (199,999.99)     | 1,637,089.38  |
| 56910 028_DS RANCHO SANTA FE 2 |     | 0.00           | 267,575.00    | 0.00         | 267,575.00                  | (267,575.00)     | 427,081.98    |
| 57520 040_DS ESCONDIDO HIGH 19 |     | 0.00           | 96.73         | 0.00         | 96.73                       | (96.73)          | 2.09          |
| 57521 040_DS ESCONDIDO UN HI 2 |     | 0.00           | 8,054,812.50  | 0.00         | 8,054,812.50                | (8,054,812.50)   | 7,976,333.48  |
| 57522 040_DS ESCONDIDO UN HI 2 |     | 0.00           | 0.00          | 0.00         | 0.00                        | 0.00             | 18,587.75     |
| 57523 040_DS ESCONDIDO UHSD 20 |     | 0.00           | 426,187.50    | 0.00         | 426,187.50                  | (426,187.50)     | 477,157.85    |
| 57531 042_DS GROSSMONT UNION H |     | 0.00           | 5,380,000.00  | 0.00         | 5,380,000.00                | (5,380,000.00)   | 5,456,510.82  |
| 57532 042_DS GROSSMONT UNION H |     | 0.00           | 12,360,000.00 | 0.00         | 12,360,000.00               | (12,360,000.00)  | 12,567,568.22 |
| 57533 042_DS GROSSMONT UNION H |     | 0.00           | 5,210,000.00  | 0.00         | 5,210,000.00                | (5,210,000.00)   | 5,446,027.05  |
| 57534 042_DS GROSSMONT UNION H |     | 0.00           | 0.00          | 0.00         | 0.00                        | 0.00             | 0.18          |
| 57535 042_DS GROSSMONT UNION H |     | 0.00           | 0.00          | 0.00         | 0.00                        | 0.00             | 0.24          |
| 57536 042_DS GROSSMONT UNION H |     | 0.00           | 0.00          | 0.00         | 0.00                        | 0.00             | 0.77          |
| 57537 042_DS GROSSMONT UNION H |     | 0.00           | 25,674,601.05 | 0.00         | 25,674,601.05               | (25,674,601.05)  | 22,765,097.03 |
| 57538 042_DS GROSSMONT UHSD 20 |     | 0.00           | 3.23          | 0.00         | 3.23                        | (3.23)           | 0.07          |
| 57539 042_DS GROSSMONT UHSD 20 |     | 0.00           | 0.09          | 0.00         | 0.09                        | (0.09)           |               |
| 57540 043_DS JULIAN UNION HS 1 |     | 0.00           | 0.00          | 0.00         | 0.00                        | 0.00             | 1.30          |
| 57541 042_DS GROSSMONT UHSD 20 |     | 0.00           | 1,170,171.14  | 0.00         | 1,170,171.14                | (1,170,171.14)   | 25,282.44     |
| 57542 043_DS JULIAN UHSD 2010E |     | 0.00           | 278,912.50    | 0.00         | 278,912.50                  | (278,912.50)     | 271,529.79    |
| 57543 042_DS GROSSMONT UHSD 20 |     | 0.00           | 0.00          | 0.00         | 0.00                        | 0.00             | 0.09          |
| 57544 042_DS GROSSMONT UHSD 20 |     | 0.00           | 812,744.44    | 0.00         | 812,744.44                  | (812,744.44)     | 83,866.52     |
| 57545 042_DS GROSSMONT UHSD 20 |     | 0.00           | 1,445,656.26  | 0.00         | 1,445,656.26                | (1,445,656.26)   | 1,148,829.14  |
| 57546 042_DS GROSSMONT UHSD 20 |     | 0.00           | 4,163,550.00  | 0.00         | 4,163,550.00                | (4,163,550.00)   | 4,362,274.61  |
| 57547 042_DS GROSSMONT UHSD SI |     | 0.00           | 21,990,000.00 | 0.00         | 21,990,000.00               | (21,990,000.00)  | 122,491.78    |
| 57548 042_DS GROSSMONT UHSD 20 |     | 0.00           | 3,097,550.00  | 0.00         | 3,097,550.00                | (3,097,550.00)   | 2,998,730.12  |
| 57549 042_DS GROSSMONT UHSD EL |     | 0.00           | 1,421,525.00  | 0.00         | 1,421,525.00                | (1,421,525.00)   | 1,430,496.81  |
| 57551 045_DS SAN DIEGUITO UHSD |     | 0.00           | 164,845.76    | 0.00         | 164,845.76                  | (164,845.76)     | 71,989.67     |
| 57553 045_DS SAN DIEGUITO UHSD |     | 0.00           | 1,515,512.50  | 0.00         | 1,515,512.50                | (1,515,512.50)   | 88,122.44     |
| 57555 045_DS SAN DIEGUITO UHSD |     | 0.00           | 3,516,050.00  | 0.00         | 3,516,050.00                | (3,516,050.00)   | 3,900,873.25  |
| 57556 042_DS GROSSMONT UHSD EL |     | 0.00           | 2,094,025.00  | 0.00         | 2,094,025.00                | (2,094,025.00)   | 2,128,016.21  |
| 57557 042_DS GROSSMONT UHSD 20 |     | 0.00           | 0.00          | 0.00         | 0.00                        | 0.00             | 0.06          |
| 57558 042_DS GROSSMONT UHSD 20 |     | 0.00           | 544,712.52    | 0.00         | 544,712.52                  | (544,712.52)     | 687,040.09    |
| 57559 046_DS SWEETWATER UNION  |     | 0.00           | 2,083,005.00  | 0.00         | 2,083,005.00                | (2,083,005.00)   | 105,033.94    |
| 57562 046_DS SWEETWATER UN HIG |     | 0.00           | 8,995,000.00  | 0.00         | 8,995,000.00                | (8,995,000.00)   | 439,469.01    |
| 57563 046_DS SWEETWATER UNION  |     | 0.00           | 0.00          | 0.00         | 0.00                        | 0.00             | 0.20          |
| 57564 046_DS SWEETWATER UHSD 2 |     | 0.00           | 4,695,500.00  | 0.00         | 4,695,500.00                | (4,695,500.00)   | 300,098.73    |
| 57565 046_DS SWEETWATER UHSD 2 |     | 0.00           | 7,432,450.00  | 0.00         | 7,432,450.00                | (7,432,450.00)   | 6,753,786.41  |
| 57566 048_DS SWEETWATER UHSD 2 |     | 0.00           | 7,121,531.28  | 0.00         | 7,121,531.28                | (7,121,531.28)   | 6,623,796.09  |
| 57567 041_DS FALLBROOK UNION H |     | 0.00           | 381,212.50    | 0.00         | 381,212.50                  | (381,212.50)     | 378,550.63    |
| 57568 046_DS SWEETWATER UHSD 2 |     | 0.00           | 1,104,300.00  | 0.00         | 1,104,300.00                | (1,104,300.00)   | 1,075,798.49  |
| 57569 061_DS POWAY SFID2002-1  |     | 0.00           | 5,323,967.01  | 0.00         | 5,323,967.01                | (5,323,967.01)   | 5,552,263.88  |
| 57570 061_DS POWAY USD 2008B   |     | 0.00           | 0.00          | 0.00         | 0.00                        | 0.00             | 404.81        |
| 57571 061_DS POWAY USD SFID 20 |     | 0.00           | 0.00          | 0.00         | 0.00                        | 0.00             | 38.42         |
| 57572 061_DS POWAY USD SFID 20 |     | 0.00           | 7,623,425.00  | 0.00         | 7,623,425.00                | (7,623,425.00)   | 672,179.67    |
| 57574 042_DS GROSSMONT UHSD 20 |     | 0.00           | 874,900.00    | 0.00         | 874,900.00                  | (874,900.00)     | 1,755,553.67  |

PERIODIC FINANCIAL STATEMENT - SCHEDULE OF REVENUES AND EXPENDITURES BY FUND AND ORGANIZATIONAL UNIT - GL041

Date 05-MAY-2026 15 33 37

COSO  
Current Period APR-26

Currency USD  
No specific FUND requested

| FUND                           | ORG | REVISED BUDGET | EXPENDITURES  | ENCUMBRANCES | EXPENDITURES & ENCUMBRANCES | REMAINING BUDGET | REVENUE       |
|--------------------------------|-----|----------------|---------------|--------------|-----------------------------|------------------|---------------|
| 57576 045_DS SAN DIEGUITO UHSD |     | 0.00           | 727,400.00    | 0.00         | 727,400.00                  | (727,400.00)     | 689,292.39    |
| 57577 042_DS GROSSMT UHSD 2018 |     | 0.00           | 2,038,050.00  | 0.00         | 2,038,050.00                | (2,038,050.00)   | 2,067,596.48  |
| 57578 042_DS GROSSMT 2018 2019 |     | 0.00           | 1,660,125.00  | 0.00         | 1,660,125.00                | (1,660,125.00)   | 1,682,467.40  |
| 57579 042_DS GROSSMT 2008 2019 |     | 0.00           | 527,800.00    | 0.00         | 527,800.00                  | (527,800.00)     | 613,656.73    |
| 57580 042_DS GROSSMT PROP U 20 |     | 0.00           | 1,363,500.00  | 0.00         | 1,363,500.00                | (1,363,500.00)   | 1,314,326.92  |
| 57581 045_DS SAN DIEGUITO UHSD |     | 0.00           | 9,713,747.45  | 0.00         | 9,713,747.45                | (9,713,747.45)   | 9,503,033.70  |
| 57582 041_DS FALLBROOK UHSD 20 |     | 0.00           | 333,231.26    | 0.00         | 333,231.26                  | (333,231.26)     | 332,966.60    |
| 57583 042_DS GROSSMT 2008 PROP |     | 0.00           | 547,975.02    | 0.00         | 547,975.02                  | (547,975.02)     | 503,083.98    |
| 57584 042_DS GROSSMONT UHSD 20 |     | 0.00           | 0.00          | 0.00         | 0.00                        | 0.00             | 166.21        |
| 57585 045_DS SAN DIEGUITO UHSD |     | 0.00           | 1,096,010.80  | 0.00         | 1,096,010.80                | (1,096,010.80)   | 1,049,821.46  |
| 57586 045_DS SAN DIEGUITO UHSD |     | 0.00           | 302,700.11    | 0.00         | 302,700.11                  | (302,700.11)     | 6,535.34      |
| 57587 045_DS SAN DIEGUITO UHSD |     | 0.00           | 2,129,987.50  | 0.00         | 2,129,987.50                | (2,129,987.50)   | 2,203,023.62  |
| 57588 041_DS FALLBROOK UHSD 20 |     | 0.00           | 1,059,150.00  | 0.00         | 1,059,150.00                | (1,059,150.00)   | 984,958.69    |
| 57589 042_DS GROSSMONT UHSD 20 |     | 0.00           | 1,054,250.00  | 0.00         | 1,054,250.00                | (1,054,250.00)   | 1,081,012.60  |
| 57590 046_DS SWEETWATER UHSD 2 |     | 0.00           | 15,314,700.00 | 0.00         | 15,314,700.00               | (15,314,700.00)  | 7,672,690.13  |
| 57591 046_DS SWEETWATER UHSD 2 |     | 0.00           | 1,297,750.00  | 0.00         | 1,297,750.00                | (1,297,750.00)   | 2,004,197.20  |
| 57592 046_DS SWEETWATER UHSD 2 |     | 0.00           | 5,542,625.00  | 0.00         | 5,542,625.00                | (5,542,625.00)   | 17,894,331.09 |
| 57593 046_DS SWEETWATER UHSD 2 |     | 0.00           | 855,670.67    | 0.00         | 855,670.67                  | (855,670.67)     | 2,918.24      |
| 57594 046_DS SWEETWATER UHSD 2 |     | 0.00           | 1,792,139.72  | 0.00         | 1,792,139.72                | (1,792,139.72)   | 18,736,374.54 |
| 57595 042_DS GROSSMONT UHSD 20 |     | 0.00           | 4,342,000.00  | 0.00         | 4,342,000.00                | (4,342,000.00)   | 7,163,749.68  |
| 57596 042_DS GROSSMONT UHSD 20 |     | 0.00           | 69,280.00     | 0.00         | 69,280.00                   | (69,280.00)      | 360,214.74    |
| 57598 045_DS SAN DIEGUITO UHSD |     | 0.00           | 3,201,010.41  | 0.00         | 3,201,010.41                | (3,201,010.41)   | 5,122,666.82  |
| 57599 046_DS SWEETWATER UHSD 2 |     | 0.00           | 271,666.67    | 0.00         | 271,666.67                  | (271,666.67)     | 1,311,352.95  |
| 58490 053_DS GROSS CUY CC 2021 |     | 0.00           | 2,763,700.00  | 0.00         | 2,763,700.00                | (2,763,700.00)   | 2,855,135.43  |
| 58491 053_DS GROSS CUY CC 2021 |     | 0.00           | 3,394,277.80  | 0.00         | 3,394,277.80                | (3,394,277.80)   | 3,666,025.04  |
| 58492 053_DS GROSS CUY CC 2018 |     | 0.00           | 1,000,000.00  | 0.00         | 1,000,000.00                | (1,000,000.00)   | 281,610.19    |
| 58493 053_DS GROSS CUY CC 2018 |     | 0.00           | 5,298,600.00  | 0.00         | 5,298,600.00                | (5,298,600.00)   | 5,133,443.63  |
| 58494 053_DS GROSS CUY CC 2013 |     | 0.00           | 0.00          | 0.00         | 0.00                        | 0.00             | 15,422.97     |
| 58495 053_DS GROSS CUY CC 2012 |     | 0.00           | 363,270.91    | 0.00         | 363,270.91                  | (363,270.91)     | 7,843.01      |
| 58496 053_DS GROSS CUY COMM CO |     | 0.00           | 19,060,000.00 | 0.00         | 19,060,000.00               | (19,060,000.00)  | 19,009,501.23 |
| 58497 053_DS GROSS CUY COMM CO |     | 0.00           | 0.00          | 0.00         | 0.00                        | 0.00             | 0.12          |
| 58502 055_DS SOUTHWESTERN CC 2 |     | 0.00           | 4,175,000.00  | 0.00         | 4,175,000.00                | (4,175,000.00)   | 8,886,905.90  |
| 58503 055_DS SOUTHWESTERN CC R |     | 0.00           | 9.50          | 0.00         | 9.50                        | (9.50)           | 0.20          |
| 58504 055_DS SOUTHWESTERN CC P |     | 0.00           | 1.59          | 0.00         | 1.59                        | (1.59)           | 0.04          |
| 58505 055_DS SOUTHWESTERN CC 2 |     | 0.00           | 7.19          | 0.00         | 7.19                        | (7.19)           | 0.18          |
| 58508 055_DS SOUTHWESTERN CC 2 |     | 0.00           | 0.00          | 0.00         | 0.00                        | 0.00             | 16,692.49     |
| 58508 055_DS SOUTHWESTERN CC 2 |     | 0.00           | 3,966,750.00  | 0.00         | 3,966,750.00                | (3,966,750.00)   | 207,623.44    |
| 58509 055_DS SOUTHWESTERN CC 2 |     | 0.00           | 164.60        | 0.00         | 164.60                      | (164.60)         | 3.55          |
| 58510 055_DS SOUTHWESTERN CC 2 |     | 0.00           | 166.13        | 0.00         | 166.13                      | (166.13)         | 3.59          |
| 58511 055_DS SOUTHWESTERN CC 2 |     | 0.00           | 5,735,200.00  | 0.00         | 5,735,200.00                | (5,735,200.00)   | 5,813,135.40  |
| 58512 055_DS SOUTHWESTERN CC 2 |     | 0.00           | 4,628,493.76  | 0.00         | 4,628,493.76                | (4,628,493.76)   | 4,569,034.83  |
| 58513 055_DS SOUTHWESTERN CC P |     | 0.00           | 3,047,121.51  | 0.00         | 3,047,121.51                | (3,047,121.51)   | 3,012,534.44  |
| 58514 055_DS SOUTHWESTERN CC P |     | 0.00           | 1,791,925.00  | 0.00         | 1,791,925.00                | (1,791,925.00)   | 1,832,889.69  |
| 58515 055_DS SOUTHWESTERN CC M |     | 0.00           | 1,099,925.00  | 0.00         | 1,099,925.00                | (1,099,925.00)   | 1,237,666.17  |
| 58516 055_DS SOUTHWESTERN CC 2 |     | 0.00           | 4,719,687.66  | 0.00         | 4,719,687.66                | (4,719,687.66)   | 5,116,346.17  |
| 58517 055_DS SOUTHWESTERN CC 2 |     | 0.00           | 1,707,068.76  | 0.00         | 1,707,068.76                | (1,707,068.76)   | 1,417,596.00  |
| 58518 052_DS PALOMAR CC DS 200 |     | 0.00           | 7,023,800.00  | 0.00         | 7,023,800.00                | (7,023,800.00)   | 6,913,724.50  |
| 58519 052_DS PALOMAR CC DS 200 |     | 0.00           | 2,260,125.00  | 0.00         | 2,260,125.00                | (2,260,125.00)   | 93,885.68     |
| 58520 052_DS PALOMAR CC DS 200 |     | 0.00           | 0.00          | 0.00         | 0.00                        | 0.00             | 0.09          |
| 58521 052_DS PALOMAR CC DS 200 |     | 0.00           | 8,059,010.00  | 0.00         | 8,059,010.00                | (8,059,010.00)   | 7,671,723.42  |
| 58522 052_DS PALOMAR CC 2015 G |     | 0.00           | 0.00          | 0.00         | 0.00                        | 0.00             | 359,688.95    |

PERIODIC FINANCIAL STATEMENT - SCHEDULE OF REVENUES AND EXPENDITURES BY FUND AND ORGANIZATIONAL UNIT - GL041

Date 05-MAY-2026 15:33:57

COSD  
Current Period APR-26

Currency USD  
No specific FUND requested

| FUND                           | ORG | REVISED BUDGET    | EXPENDITURES     | ENCUMBRANCES     | EXPENDITURES & ENCUMBRANCES | REMAINING BUDGET | REVENUE          |
|--------------------------------|-----|-------------------|------------------|------------------|-----------------------------|------------------|------------------|
| 58523 052_DS PALOMAR CC 2017 R |     | 0 00              | 4,437,600 00     | 0 00             | 4,437,600 00                | (4,437,600 00)   | 4,263,787 48     |
| 58524 052_DS PALOMAR CC 2020 R |     | 0 00              | 7,340,759 57     | 0 00             | 7,340,759 57                | (7,340,759 57)   | 7,164,916 91     |
| 58525 052_DS PALOMAR CC 2021 G |     | 0 00              | 4,366,185 88     | 0 00             | 4,366,185 88                | (4,366,185 88)   | 15,548,161 98    |
| 58530 053_DS GROSS CUY CC 2028 |     | 0 00              | 0 00             | 0 00             | 0 00                        | 0 00             | 709,628 50       |
| 58535 054_DS MIRACOSTA CC 2018 |     | 0 00              | 3,152,900 00     | 0 00             | 3,152,900 00                | (3,152,900 00)   | 3,172,256 15     |
| 58536 054_DS MIRACOSTA CC 2016 |     | 0 00              | 8,605,543 76     | 0 00             | 8,605,543 76                | (8,605,543 76)   | 8,554,577 46     |
| 58537 054_DS MIRACOSTA CCD 201 |     | 0 00              | 8,160,362 52     | 0 00             | 8,160,362 52                | (8,160,362 52)   | 6,855,821 73     |
| 58540 055_DS SOUTHWESTERN CC 2 |     | 0 00              | 7,293,250 00     | 0 00             | 7,293,250 00                | (7,293,250 00)   | 7,048,499 73     |
| 58541 055_DS SOUTHWESTERN CC 2 |     | 0 00              | 2,725,150 00     | 0 00             | 2,725,150 00                | (2,725,150 00)   | 2,630,078 54     |
| 58542 055_DS SOUTHWESTERN CC 2 |     | 0 00              | 3,070,429 97     | 0 00             | 3,070,429 97                | (3,070,429 97)   | 6,806,343 49     |
| 58553 060_DS SAN DIEGO COMM CO |     | 0 00              | 3,632 58         | 0 00             | 3,632 58                    | (3,632 58)       | 78 40            |
| 58554 060_DS SAN DIEGO COMM CO |     | 0 00              | 245 70           | 0 00             | 245 70                      | (245 70)         | 5 30             |
| 58555 060_DS SAN DIEGO COMM CO |     | 0 00              | 513 09           | 0 00             | 513 09                      | (513 09)         | 11 07            |
| 58556 060_DS SAN DIEGO COMM CO |     | 0 00              | 0 00             | 0 00             | 0 00                        | 0 00             | 10,025 09        |
| 58557 060_DS SAN DIEGO CC 2012 |     | 0 00              | 48,430 38        | 0 00             | 48,430 38                   | (48,430 38)      | 1,044 59         |
| 58558 060_DS SDCCD 2006 SERIES |     | 0 00              | 419,773 95       | 0 00             | 419,773 95                  | (419,773 95)     | 9,062 55         |
| 58559 060_DS SDCCD 2002 SERIES |     | 0 00              | 509,398 20       | 0 00             | 509,398 20                  | (509,398 20)     | 10,559 62        |
| 58560 060_DS SDCCD 2006 SERIES |     | 0 00              | 8,249,425 00     | 0 00             | 8,249,425 00                | (8,249,425 00)   | 8,350,397 46     |
| 58561 060_DS SDCCD 2016 REF    |     | 0 00              | 25,188,875 00    | 0 00             | 25,188,875 00               | (25,188,875 00)  | 26,696,333 36    |
| 58562 060_DS SDCC2019REF PROPN |     | 0 00              | 33,284,078 72    | 0 00             | 33,284,078 72               | (33,284,078 72)  | 29,504,040 42    |
| 58563 060_DS SDCC2019REF PROPN |     | 0 00              | 6,216,484 98     | 0 00             | 6,216,484 98                | (6,216,484 98)   | 6,424,102 74     |
| 58564 060_DS SDCCD 2021 REF    |     | 0 00              | 19,400,170 83    | 0 00             | 19,400,170 83               | (19,400,170 83)  | 19,065,974 45    |
| 58565 060_DS SDCCD 2024 REF    |     | 0 00              | 7,884,650 00     | 0 00             | 7,884,650 00                | (7,884,650 00)   | 9,304,806 08     |
| 58566 060_DS SDCCD SERIES 2025 |     | 0 00              | 33,715,597 78    | 0 00             | 33,715,597 78               | (33,715,597 78)  | 3,104,808 85     |
| 58567 060_DS SDCCD SERIES 2025 |     | 0 00              | 9,025,519 44     | 0 00             | 9,025,519 44                | (9,025,519 44)   | 59,632,413 27    |
| 58570 061_DS POWAY USD 2025 RE |     | 0 00              | 10,232,875 00    | 0 00             | 10,232,875 00               | (10,232,875 00)  | 16,340,645 54    |
| REPORT TOTAL                   |     | 11,468,501,271 97 | 8,466,146,756 50 | 2,264,964,516 92 | 10,731,111,273 42           | 737,389,998 55   | 6,942,377,477 48 |

**REPORT OF ACCOUNTS RECEIVABLE DISCHARGED  
PURSUANT TO SECTION 69 OF THE ADMIN CODE**

The discharges for the month of **April 2026** are as follows:

| <u>Departments</u>                | <u>Accrued*</u> | <u>Not-Accrued**</u>   |
|-----------------------------------|-----------------|------------------------|
| Auditor and Controller            | \$ -            | \$ 2,591,270.03        |
| Animal Services                   | -               | -                      |
| Assessor/Recorder/Co. Clerk       | -               | -                      |
| County Counsel                    | -               | -                      |
| Clerk of the Board of Supervisors | -               | -                      |
| DEH                               | -               | -                      |
| DGS                               | -               | -                      |
| DPW                               | -               | -                      |
| GSM                               | -               | -                      |
| HCD- HA                           | -               | -                      |
| HHSa                              | -               | -                      |
| Library                           | -               | -                      |
| Park & Rec                        | -               | -                      |
| PDS                               | -               | -                      |
| Probation                         | -               | -                      |
| Sheriff                           | -               | -                      |
| Superior Court SD                 | -               | -                      |
| Treasurer-Tax Collector           | -               | -                      |
|                                   | <hr/>           | <hr/>                  |
| <b>Total:</b>                     | <b>\$ -</b>     | <b>\$ 2,591,270.03</b> |
|                                   | <hr/> <hr/>     | <hr/> <hr/>            |

| <u>Reason Code</u> | <u>Items</u> | <u>Amount</u>          |
|--------------------|--------------|------------------------|
| A                  | -            | \$ -                   |
| B                  | -            | -                      |
| C                  | -            | -                      |
| D                  | -            | -                      |
| E                  | 4,450        | 2,591,270.03           |
|                    | <hr/>        | <hr/>                  |
|                    | <b>4,450</b> | <b>\$ 2,591,270.03</b> |
|                    | <hr/> <hr/>  | <hr/> <hr/>            |

**Reason Codes:**

- A - Amount Too Small to Justify Collection
- B - Unable to Locate Debtor
- C - Compromise Settlement
- D - Debtor Insolvent
- E - Other

\* Revenues had been recorded and will now be reversed

\*\* Revenues had not been recorded on these items



COSD CLERK OF THE BOARD  
2026 MAY 12 PM4:10

## ALPINE COMMUNITY PLANNING GROUP VACANCY NOTICE

This notice is to announce that a vacancy has occurred on the Alpine Community Planning Group (CPG) for seats # 2, 4 and 8 of the 15 member group. The County's BOARD OF SUPERVISORS makes this appointment.

You may refer to the Roster of Boards, Commissions and Committees on the County's website at [www.sandiegocounty.gov/cob/](http://www.sandiegocounty.gov/cob/) for information about this Committee. Vacancies for this Planning Group are filled in compliance with Policy I-1 of the Board of Supervisors. The Alpine Community Planning Group may make a recommendation to the Board of Supervisors, who can then appoint the interested, qualified community member.

Those wishing to apply to become a member of the Alpine CPG are requested to inform the group's Chairperson Travis Lyon, 619-952-8607 or [travislyonacpg@gmail.com](mailto:travislyonacpg@gmail.com) of their desire to serve. They shall then present themselves in person to the group at a CPG meeting to inform the group in a five-minute presentation of their credentials and their desire to serve.

Community Planning Group applicants must reside in the Planning Group area to be eligible for appointment to the group. Candidates must provide a completed application, be at least 18 years of age, be registered to vote in the area they wish to represent, and disclose any financial interest in real estate or business in the Alpine Community Planning Group area other than their home (if any). The Standing Rules as they presently exist will be observed in these procedures.

cc: \_\_\_\_\_ Group Chairperson  
\_\_\_\_\_ County Supervisor's Office  
\_\_\_\_\_ Posted Copy – [BCC@sdcounty.ca.gov](mailto:BCC@sdcounty.ca.gov)  
\_\_\_\_\_ Planning & Development Services – [CommunityGroups.LUEG@sdcounty.ca.gov](mailto:CommunityGroups.LUEG@sdcounty.ca.gov)



COSD CLERK OF THE BOARD  
2025 MAY 12 PM 4:10

## **BORREGO SPRINGS COMMUNITY SPONSOR GROUP VACANCY NOTICE**

This notice is to announce that a vacancy has occurred on the Borrego Springs Community Sponsor Group (CSG) for seat #1 and 2 of the 9 member group. The County's BOARD OF SUPERVISORS makes this appointment.

You may refer to the Roster of Boards, Commissions and Committees on the County's website at [www.sandiegocounty.gov/cob/](http://www.sandiegocounty.gov/cob/) for information about this CSG. Vacancies for this Planning/Sponsor Group are filled in compliance with Policy I-1 of the Board of Supervisors. The Borrego Springs Community Sponsor Group may make a recommendation to the Board of Supervisors, who can then appoint the interested, qualified community member.

Those wishing to apply to become a member of the Borrego Springs CSG are requested to inform the group's Chairperson, John Peterson via phone: 858-220-0877 or email: [petersonenv@hotmail.com](mailto:petersonenv@hotmail.com) of their desire to serve. They shall then present themselves in person to the group at a CSG meeting to inform the group in a five-minute presentation of their credentials and their desire to serve.

Community Sponsor Group applicants must reside in or own property located within the Sponsor Group area to be eligible for appointment to the group. Candidates must provide a completed [application](#), be at least 18 years of age, be registered to vote in the area they wish to represent, and disclose any financial interest in real estate or business in the Borrego Springs Community Sponsor Group area other than their home (if any). The Standing Rules as they presently exist will be observed in these procedures.

cc: \_\_\_\_\_ Group Chairperson  
\_\_\_\_\_ County Supervisor's Office  
\_\_\_\_\_ Posted Copy – [BCC@sdcounty.ca.gov](mailto:BCC@sdcounty.ca.gov)  
\_\_\_\_\_ Planning & Development Services – [CommunityGroups.LUEG@sdcounty.ca.gov](mailto:CommunityGroups.LUEG@sdcounty.ca.gov)



**ANDREW POTTER, CCB**  
EXECUTIVE OFFICER/CLERK

**CLERK OF THE BOARD OF SUPERVISORS**  
1600 PACIFIC HIGHWAY, ROOM 402, SAN DIEGO, CALIFORNIA 92101-2422  
(619) 531-5601

**RYAN SHARP**  
ASSISTANT CLERK

**ANN MOORE**  
ASSISTANT CLERK

May 8, 2026

**To:** Assessment Appeals Boards  
County Hearing Officers  
Eye Gnat Abatement Appeals Board  
Fly Abatement and Appeals Board  
Planning Commission

**From:** Andrew Potter  
Clerk of the Board of Supervisors

### **INCOMPATIBLE ACTIVITIES – ANNUAL NOTIFICATION**

As a member of one of the above listed boards, you are required to annually disclose, in writing, any outside employment or activities engaged in for compensation. For your information, enclosed is a copy of Board of Supervisors Resolution 01-207 that details this requirement.

Please complete the attached Incompatible Activities form and return it no later than **Friday, June 26, 2026**.

Please return the completed form to:

Clerk of the Board of Supervisors  
1600 Pacific Highway, Room 402     or     Via e-mail to: [BCC@sdcounty.ca.gov](mailto:BCC@sdcounty.ca.gov)  
San Diego, CA 92101-2471

If you have any questions, please contact the Civic Services unit at (619) 531-5601.

Sincerely,

**ANDREW POTTER**  
Clerk of the Board of Supervisors

AP:dl

Enclosures (2)

cc : Board of Supervisors Communications Received

RESOLUTION OF THE BOARD OF SUPERVISORS  
ENACTING AMENDED RULES GOVERNING APPLICATION  
OF INCOMPATIBLE ACTIVITIES LAW

On motion of Supervisor Jacob, seconded by  
Supervisor Roberts, the following resolution is  
adopted;

WHEREAS, every officer and employee of the County of  
San Diego occupies a position of public trust and owes at all  
times a duty to act in the best interests of the public rather  
than in his or her personal interest; and

WHEREAS, Article 4.7 (commencing with Section 1125),  
Chapter 1, Division 4 of the Government Code prohibits County  
officers and employees from engaging in any outside employment  
or activity which is incompatible with the duties of his or her  
County office and authorizes this Board of Supervisors to adopt  
rules and regulations governing the application of this law; and

WHEREAS, on February 29, 1972, the Board of Supervisors by  
resolution enacted rules governing the application of  
incompatible activities law; and

WHEREAS, on November 17, 1981, and November 11, 1998, the  
rules were amended; and

WHEREAS, the Board of Supervisors again desires to amend  
the rules set forth in the resolution of November 11, 1998, to:  
(1) require that, prior to appointment by the Board of  
Supervisors to a board, commission or other group whose duties  
are not purely advisory, candidates shall be evaluated as to  
whether any of their outside employment or activities engaged in  
for compensation would be incompatible with the duties of the  
proposed appointment; (2) require persons appointed by the Board  
of Supervisors to boards, commissions or other groups to  
annually disclose in writing their outside employment or  
activities engaged in for compensation; and (3) clarify the  
appeal rights of such appointees to boards, commissions and  
other groups; NOW THEREFORE

IT IS RESOLVED AND ORDERED by the San Diego County Board of  
Supervisors that the Rules Governing Application of Incompatible  
Activities Law be and hereby are amended to read as follows:

1. APPOINTING AUTHORITIES TO ADOPT RULES. Each appointing authority of the County of San Diego, other than the Board of Supervisors, shall formulate rules specifying those activities for compensation outside of the normal duties of officers and employees under its jurisdiction which are inconsistent with, incompatible to, or in conflict with their duties as County officers or employees. Such rules may prohibit an officer or employee's outside activity or employment if:

- (a) it involves the use for private gain or advantage of his or her county time, facilities, equipment or supplies; or the badge, uniform, prestige or influence of his/or her county office or employment, or
- (b) it involves the receipt by the officer or employee of any money or other consideration from anyone other than the County for the performance of an act which the officer or employee, if not performing such act, would be required or expected to render in the regular course or hours of his or her County employment or as a part of his or her duties as a County officer or employee, or
- (c) it involves the performance of an act in other than his or her capacity as a county officer or employee which act may later be subject directly or indirectly to control, inspection, review, audit, or enforcement of any other officer or employee of the County, or
- (d) it involves such time demands as would interfere with the efficient performance of his or her County duties.

Service on an appointed or elected government board, commission, committee, or other body by an attorney employed by the County in a nonelective position shall not, by itself, be deemed to be inconsistent, incompatible, in conflict with, or inimical to the duties of the attorney as an officer or employee of the County.

Such rules shall provide for disclosure by officers and employees of their outside activities for compensation which relate to their county duties or which may be subject to review by any other officer, employee, board or commission of the County. Approval of such outside activities shall be based on a determination by the appointing authority that the activity in

question is not in conflict with the officer's or employee's County responsibilities. Such rules shall state that disciplinary action may be taken against any employee engaging in a prohibited outside activity.

2. RULES SUBJECT TO MEET AND CONFER PROVISIONS. The development of the rules of each appointing authority regarding prohibited outside activities shall be subject to the meet and confer provisions of the San Diego County Labor Relations Ordinance. For purposes of such provisions, "appropriate levels of County management" as specified in the Ordinance shall include Agency Heads, where the appointing authority is within a department identified as being within an Agency.

3. REVIEW DEPARTMENTAL RULES. The rules formulated by each appointing authority shall be submitted to the appropriate Agency Head who shall review said rules and forward them, together with comments and recommendations, to a Committee on Incompatible Activities composed of the Chief Administrative Officer, Auditor and Controller, Director of Human Resources and County Counsel, or their designees. The Clerk of the Board shall serve as Clerk to the committee and shall maintain the Committee's documents and copies of adopted rules in the County's official records. Where the department is not identified as within an agency, the proposed rules shall be submitted by the appointing authority directly to the Committee on Incompatible Activities. Said Committee shall review the proposed rules of each appointing authority and submit the rules, together with their recommendations thereon, to the Board of Supervisors for consideration and action. Officers and employees shall be given prior notification of the review and such review shall constitute their right of appeal from the determination of prohibited activities.

4. NOTICE TO OFFICERS AND EMPLOYEES. After approval of the rules of an appointing authority by the Board of Supervisors, the appointing authority shall provide each officer and employee of his or her jurisdiction with a copy of the rules for his or her department. New officers and employees appointed after the original distribution of the rules shall be provided with a copy of the same immediately upon entry into that department. Each officer and employee shall be notified by his or her appointing authority of any additions to, or changes in, the list of specifically prohibited activities.

5. VIOLATION GROUNDS FOR DISCIPLINE. Participation in any prohibited activity by any classified officer or employee, after proper notification of such prohibition pursuant to these

rules, may be cause for suspension, demotion, reprimand, transfer, or removal within the provisions of the Charter of the County of San Diego, and the Civil Service Rules. The provisions of Civil Service Rule VII as to notice and hearing shall be applicable to any determination that a classified officer or employee has engaged in any prohibited outside activity. Any unclassified officer or employee may, upon determination by his or her appointing authority that he or she has engaged in a prohibited activity, request a hearing before his or her appointing authority, and such hearing shall be given to the employee within a reasonable time. Participation in any prohibited activity by any unclassified officer or employee may be cause for discipline or removal.

6. PERSONS APPOINTED BY THE BOARD OF SUPERVISORS TO BOARDS, COMMISSIONS, OR OTHER GROUPS.

(a) Prior to a candidate's appointment by the Board of Supervisors to a board, commission or other group whose duties are not purely advisory, the candidate shall complete and file an incompatible activities disclosure form with the Clerk of the Board of Supervisors. Where the process for appointment requires that the candidate be nominated for the appointment, the candidate shall file the form prior to such nomination. The candidate shall complete the form by identifying all of his or her outside employment or activities engaged in for compensation. The Clerk shall transmit the form to the County Counsel, who shall make a preliminary determination whether the identified employment or activities may be incompatible with the duties of the proposed appointment. The factors described in subparagraphs (a) through (d) of paragraph 1 above shall be utilized in making this determination. If the County Counsel determines that the identified outside employment or activities are not incompatible with the proposed appointment, that determination shall be entered on the form, and the form shall be filed with the Clerk. If the County Counsel determines that the identified outside employment or activities may be incompatible with the proposed appointment, the County Counsel shall inform the Clerk of the Board, and the Clerk shall call a meeting of the Incompatible Activities Committee to consider the matter. The Committee may decide to invite the candidate to meet with the Committee to provide information concerning the candidate's outside paid activity. The Committee shall determine whether the identified outside employment or activity is incompatible with the proposed appointment. If the Committee's determination is that the outside employment or activity is incompatible, the candidate shall be deemed not qualified for the appointment. The Committee shall advise the

candidate, the Board of Supervisors and the Clerk of its determination of whether the candidate's outside paid activity is incompatible with the duties of his/her duties on the County board, commission or other group.

(b) Those persons appointed by the Board of Supervisors to County office, or to boards, commissions, and other groups whose duties are not purely advisory shall annually disclose to the Clerk of the Board of Supervisors in writing any outside employment or activity engaged in for compensation. Pursuant to paragraph 6.a. of this Resolution, the County Counsel and, if necessary, the Committee on Incompatible Activities, shall review the submitted activities and approve or disapprove the outside employment or activity. An appointee of the Board of Supervisors whose outside activities are disapproved by the Committee may appeal to the Board of Supervisors a determination of incompatibility, for a hearing pursuant to paragraph 5.

7. ADVISORY BOARDS. The foregoing provision shall not be applicable to boards and commissions and other groups whose duties are purely advisory.

APPROVED AS TO FORM AND LEGALITY  
COUNTY COUNSEL

BY W Taylor 7/18/01  
SENIOR DEPUTY

**ON MOTION of Supervisor Jacob, seconded by Supervisor Roberts, the foregoing Resolution was passed and adopted by the Board of Supervisors, County of San Diego, State of California, on this 31<sup>st</sup> day of July 2001, by the following vote:**

**AYES: Cox, Jacob, Slater, Roberts, Horn**

**STATE OF CALIFORNIA)  
County of San Diego)<sup>SS</sup>**

**I hereby certify that the foregoing is a full, true and correct copy of the Original Resolution entered in the Minutes of the Board of Supervisors.**

**THOMAS J. PASTUSZKA  
Clerk of the Board of Supervisors**

By: *Rosie Pecina*  
**Rosie Pecina, Deputy**



**Resolution No. 01-207  
07/31/01 (10)**

**COUNTY OF SAN DIEGO  
BOARD OF SUPERVISORS  
TUESDAY, JULY 31, 2001**

**MINUTE ORDER NO. 10**

**SUBJECT: AMENDMENT TO RESOLUTION OF THE BOARD OF SUPERVISORS ENACTING AMENDED RULES GOVERNING APPLICATION OF INCOMPATIBLE ACTIVITIES LAW (DISTRICTS: ALL)**

**OVERVIEW:**

The County of San Diego's commitment to the highest standards of ethical and legal conduct is in recognition of its mission to serve the residents of the County of San Diego. Our employees are dedicated to creating a government that earns the support and respect of the public by being responsive and responsible. The citizens of the County are our customers who deserve to be treated fairly and honestly in their dealings with the County.

The proposed "Rules Governing Application of Incompatible Activities Law" establishes prohibitions for County officers and employees, and for persons appointed by the Board of Supervisors to County boards and commissions, from engaging in outside employment or activities for compensation which are incompatible with their County duties.

This report recommends that the Incompatible Activities Rules be revised in two aspects: The first amendment would require the appointees to boards and commissions to file disclosure forms annually, and would clarify the appeal rights of the appointees. The second amendment would require candidates for appointment by the Board of Supervisors to certain boards and commissions to be evaluated as to possible incompatible activities prior to being appointed.

**FISCAL IMPACT:**

N/A

**RECOMMENDATION:**

**CHIEF ADMINISTRATIVE OFFICER:**

Adopt the resolution enacting amended rules governing the application of incompatible activities.

**ACTION:**

ON MOTION of Supervisor Jacob, seconded by Supervisor Roberts, the Board of Supervisors took action as recommended, on Consent, adopting Resolution No. 01-207, entitled: RESOLUTION OF THE BOARD OF SUPERVISORS ENACTING AMENDED RULES GOVERNING APPLICATION OF INCOMPATIBLE ACTIVITIES LAW.

**AYES:** Cox, Jacob, Slater, Roberts, Horn

State of California)  
County of San Diego)ss

I hereby certify that the foregoing is a full, true and correct copy of the Original entered in the Minutes of the Board of Supervisors.

THOMAS J. PASTUSZKA  
Clerk of the Board of Supervisors



*Denise McClendon*

By \_\_\_\_\_  
Denise McClendon, Deputy



COUNTY OF SAN DIEGO

STATEMENT OF INCOMPATIBLE ACTIVITIES  
RELATED TO COUNTY DUTIES (Form 519)

**INSTRUCTIONS:** Please complete both sections of this form, checking the appropriate boxes, sign the form, and return it to the Clerk of the Board of Supervisors, 1600 Pacific Highway, Room 402, San Diego, CA 92101-2471.

(For Official Use Only)

Last Name

First Name

Name of Board, Committee, or Commission

E-mail Address

Phone Number

Please check one:

1

I am NOT engaged in any outside employment or activity for compensation.

I am engaged in the following outside employment or activity for compensation:

Name of Business or Activity

Employer (if applicable)

List duties performed:

For additional information, please include on a separate page.

Please check one:

2

I am NOT currently an officer or member of a policy-making board of a nonprofit organization funded by the County.

I am currently an officer or member of the policy-making board of the following nonprofit organization(s) funded by the County:

Name of Organization

Status in organization

Specific Funding Request (if applicable)

Organization or County Department

Department Head Initials

For additional organizations please include on a separate page.

Signature

Date

(For Official Use Only)

Determination:

Not incompatible with duties

May be incompatible with duties

Reviewer:



**ANDREW POTTER, CCB**  
EXECUTIVE OFFICER/CLERK

**CLERK OF THE BOARD OF SUPERVISORS**  
1600 PACIFIC HIGHWAY, ROOM 402, SAN DIEGO, CALIFORNIA 92101-2422  
(619) [REDACTED]

**RYAN SHARP**  
ASSISTANT CLERK

**ANN MOORE**  
ASSISTANT CLERK

March 6, 2026

Kyle McGrady

RE: Lobbyist Termination Confirmation No. 1026

We have received your request to be removed as a registered lobbyist for the County of San Diego. We are pleased to inform you that your Registration No. 1026 has been successfully removed from our current list of registered lobbyists.

Enclosed is a copy of the notice, including our receipt date stamp for your reference. Should you have any inquiries or require further assistance, please do not hesitate to contact our department at (619) [REDACTED].

Sincerely,

Jocelyn Porter  
Senior Board Assistant, Clerk of the Board of Supervisors

JP:jljg

Cc: Communication Received (CR)



**COUNTY OF SAN DIEGO  
LEGISLATIVE ADVOCATE  
INDIVIDUAL REGISTRATION**

For COB Use Only

REG. NO. 1026

COSD CLERK OF THE BOARD  
2026 MAR 5 4:10:10

Please Check the Appropriate Box:

- Initial Registration
- Amendment to Initial Registration
- Termination to Initial Registration

1. Kyle McGrady

Name of Registrant (Please print or type name of individual) \_\_\_\_\_ Phone (Includes Area Code) \_\_\_\_\_

Street Address \_\_\_\_\_ City \_\_\_\_\_ State \_\_\_\_\_ Zip Code \_\_\_\_\_

Email Address \_\_\_\_\_

2. List names of person(s), firm(s), corporation(s) or organization(s) represented by the Registrant. Attach additional sheet(s) if necessary. Any person, corporation, firm or organization represented by a legislative advocate must file a written statement disclosing individual expenditures of more than \$25.00, or an aggregate total of more than \$100.00 to an individual County officer or employee described in the County Code on a quarterly basis. (Section 23.106)

| NAME OF FIRM, CORP. OR ORGANIZATION REPRESENTED | ADDRESS | PHONE NO. |
|-------------------------------------------------|---------|-----------|
| Eagle Point Credit Mangement LLC                |         |           |
|                                                 |         |           |
|                                                 |         |           |
|                                                 |         |           |

3. List name(s) of the elective county offices that the registrant will attempt to influence. If the registrant will attempt to influence any member of the Board of Supervisors, the list shall include the "Board of Supervisors." Attach additional sheet(s) if necessary. Elected officeholders (and candidates for elective office) may not accept campaign contributions from any registered legislative advocate whose registration form names the elective office of that officeholder (or the office to which the candidate is seeking election).

| NAME OF COUNTY OFFICE(S) | NAME OF COUNTY OFFICE(S) |
|--------------------------|--------------------------|
|                          |                          |
|                          |                          |
|                          |                          |

I certify under penalty of perjury that the foregoing statements are true and correct. Refer to San Diego County Code of Regulatory Ordinances Section 23.104 *Contents of Registration* for current information on registration.

Date: 01/23/2026

Registrant's Signature:

PLEASE RETURN FORM TO:

Email the completed form to:



**ANDREW POTTER, CCB**  
EXECUTIVE OFFICER/CLERK

**CLERK OF THE BOARD OF SUPERVISORS**  
1600 PACIFIC HIGHWAY, ROOM 402, SAN DIEGO, CALIFORNIA 92101-2422  
(619) 531-5600

**RYAN SHARP**  
ASSISTANT CLERK

**ANN MOORE**  
ASSISTANT CLERK

May 20, 2026

Honorable Summer Stephan, District Attorney  
330 West Broadway, Suite 1300  
San Diego, CA 92101

#### **REFERRALS OF 2025-2026 STATEMENT OF ECONOMIC INTERESTS NON-FILERS**

The Political Reform Act requires state, local government officials, and designated employees to annually disclose their personal assets and income in the form of a Statement of Economic Interest (Form 700). The Clerk of the Board of Supervisors, on behalf of the Board of Supervisors, serves as the Local Filing Officer for the County of San Diego. The regulations of the Fair Political Practices Commission (FPPC) require Agency Officials to coordinate the completion of Form 700 for each of their designated filers.

For the 2025-2026 filing period, the Clerk of the Board received Form 700 statements as required under the Political Reform Act, including annual, assuming office, and leaving office filings. A total of 4,125 Form 700 filings were received, and 61 filings remain outstanding.

To assist local agencies and individual filers in meeting their filing obligations, the Clerk of the Board implemented the following processes:

- November 2025: Collaborated with the FPPC and Agency Officials to identify filers whose positions manage public investments under Senate Bill 852 and who must begin submitting their forms directly to the FPPC effective January 1, 2026.
- January 15, 2026: Annual filing notifications were emailed to all County departments, local agencies, and individual filers.
- February 20, March 10 and March 30: Reminder notices were sent to all outstanding non-filers, reminding them of the April 1, 2026 filing deadline.
- After April 1, 2026: Lists of non-filers were provided to Agency Officials, and ongoing overdue notices were sent to individuals who had not yet filed.
- April 15, 2026: Certified reminder letters were sent to all remaining non-filers directing them to file promptly.

May 20, 2026

Referrals of 2025-2026 Statement of Economic Interests Non-Filers

Page 2

- Throughout the filing season, Clerk of the Board staff conducted individual outreach through phone calls and email reminders to both non-filers and Agency Officials, reinforcing the importance of compliance.

The non-filers are now being referred to you for any action you deem appropriate. In addition, our office will submit referrals to the FPPC Enforcement Division through their Electronic Complaint System.

Should you have questions or require additional information, please contact me or Disclosure Services Program Manager Gliceria Magpayo at (619) 531-5616.

Thank you for your assistance with this matter.

Respectfully,



ANDREW POTTER

Clerk of the Board of Supervisors

AP:GM:jp

Attachment 1: 2025-2026 Form 700 Non-Filers Report

Attachment 2: Agency Officials mailing lists and phone numbers (Limited distribution for District Attorney only)

cc: Communications Received for the Board of Supervisors Official Records

**2025-2026 Annual Non Filers Report**

| Agency/Positions                                                                                                   | Last Name    | First Name | Middle Name | Statement Type | Due Date   |
|--------------------------------------------------------------------------------------------------------------------|--------------|------------|-------------|----------------|------------|
| Albert Einstein Academies - Superintendent, Albert Einstein Academies                                              | Sciaretta    | David      | Victor      | annual         | 2026-04-01 |
| Alpine Community Planning Group - Board Member                                                                     | Garay        | Roger      |             | annual         | 2026-04-01 |
| Alpine Community Planning Group - Board Member                                                                     | Gould        | Nina       |             | annual         | 2026-04-01 |
| Alpine Community Planning Group - Board Member                                                                     | May          | Angela     |             | annual         | 2026-04-01 |
| County of San Diego Independent Redistricting Commission - Each Member of the Independent Redistricting Commission | Hansen       | Barbara    |             | annual         | 2026-02-12 |
| Crest/Dehesa/Haribison Canyon/Granite Hills Community Planning Group - Board Member                                | Lutz-Parlain | Robert     | Merrill     | annual         | 2026-04-01 |
| Escorido Union School District - Personnel Commission Members                                                      | Magana       | Carlos     |             | annual         | 2026-04-01 |
| Grossmont Union High School District - CBOC-Citizen's Bond Oversight Committee                                     | Halch        | Wayne      | Edward      | annual         | 2026-02-28 |
| High Tech High - Alternate                                                                                         | Avilar       | Jen        |             | annual         | 2026-04-01 |
| Jacumba Community Services District - Manager                                                                      | Gonzalez     | Emilio     | F           | annual         | 2026-04-01 |
| Leon L Williams San Diego County Human Relations Commission - Members of the Board                                 | Nash         | Ellen      |             | annual         | 2026-04-01 |
| MAAC Community Charter School (MCCS) - Members of the Board of Directors                                           | Atias        | Susan      |             | annual         | 2026-04-01 |
| Mountain Empire Unified School District - Governing Board Members                                                  | Paul         | Alex       |             | annual         | 2026-04-01 |
| Old Town Academy K-8 Charter School - All Members of the Board of Trustees                                         | Tyler        | Judy       |             | annual         | 2026-04-01 |
| Old Town Academy K-8 Charter School - All Members of the Board of Trustees                                         | Calentino    | Bridget    |             | annual         | 2026-04-01 |
| Old Town Academy K-8 Charter School - Office Manager                                                               | Dowell       | Melody     |             | annual         | 2026-04-01 |
| Old Town Academy K-8 Charter School - President (Board Chair serves as President of the School)                    | Hosseiny     | Marlam     |             | annual         | 2026-04-01 |
| Ramona Unified School District - Buyer                                                                             | Fitzpatrick  | Doris      |             | annual         | 2026-04-01 |
| Rancho Santa Fe School District - Members of the Board                                                             | Vinci        | Kerry      |             | annual         | 2026-04-01 |

| Agency/Positions                                                                                             | Last Name          | First Name | Middle Name | Statement Type | Due Date   |
|--------------------------------------------------------------------------------------------------------------|--------------------|------------|-------------|----------------|------------|
| Rincon Del Diablo Municipal Water District - Directors                                                       | Murtland           | James      | B           | annual         | 2026-04-01 |
| Rincon Ranch Community Services District - Members of the Board of Directors                                 | Puck               | R.         | Laurence    | annual         | 2026-04-01 |
| San Diego Association of Governments (SANDAG) - Consultant - Financial Management Advisor                    | Withohn            | Dave       |             | annual         | 2026-04-01 |
| San Diego Association of Governments (SANDAG) - Consultant - Project Oversight                               | Collins            | Jon        |             | annual         | 2026-04-01 |
| San Diego Association of Governments (SANDAG) - Consultant - Project Oversight                               | Joseph             | Stella     |             | annual         | 2026-04-01 |
| San Diego Association of Governments (SANDAG) - Consultant - Project Oversight                               | McColl             | Patricia   |             | annual         | 2026-04-01 |
| San Diego Association of Governments (SANDAG) - Consultant - Project Oversight                               | Monroe             | Tim        |             | annual         | 2026-04-01 |
| San Diego Association of Governments (SANDAG) - Consultant - Project Oversight                               | Wise               | Jacqueline |             | annual         | 2026-04-01 |
| San Diego Association of Governments (SANDAG) - Mbr/Alt/Adv Mbr of Brd of Dir/Policy Adv/Decision-Making Grp | Federico Mondragon | Ariana     |             | annual         | 2026-04-01 |
| San Diego Association of Governments (SANDAG) - Mbr/Alt/Adv Mbr of Brd of Dir/Policy Adv/Decision-Making Grp | Schauble           | Jonathan   |             | annual         | 2026-04-01 |
| San Diego Association of Governments (SANDAG) - Mbr/Alt/Adv Mbr of Brd of Dir/Policy Adv/Decision-Making Grp | Bridges            | Jasmine    |             | annual         | 2026-04-01 |
| San Diego Association of Governments (SANDAG) - Mbr/Alt/Adv Mbr of Brd of Dir/Policy Adv/Decision-Making Grp | Corley             | Desmond    |             | annual         | 2026-04-01 |
| San Diego Association of Governments (SANDAG) - Mbr/Alt/Adv Mbr of Brd of Dir/Policy Adv/Decision-Making Grp | Donn               | Stan       |             | annual         | 2026-04-01 |
| San Diego Association of Governments (SANDAG) - Mbr/Alt/Adv Mbr of Brd of Dir/Policy Adv/Decision-Making Grp | Hernandez          | Belen      |             | annual         | 2026-04-01 |
| San Diego Association of Governments (SANDAG) - Mbr/Alt/Adv Mbr of Brd of Dir/Policy Adv/Decision-Making Grp | Holden             | Mike       |             | annual         | 2026-04-01 |
| San Diego Association of Governments (SANDAG) - Mbr/Alt/Adv Mbr of Brd of Dir/Policy Adv/Decision-Making Grp | Laiq               | Muska      |             | annual         | 2026-04-01 |
| San Diego Association of Governments (SANDAG) - Mbr/Alt/Adv Mbr of Brd of Dir/Policy Adv/Decision-Making Grp | Madera             | Sergio     |             | annual         | 2026-04-01 |
| San Diego Association of Governments (SANDAG) - Mbr/Alt/Adv Mbr of Brd of Dir/Policy Adv/Decision-Making Grp | Nicholass          | Matt       |             | annual         | 2026-04-01 |
| San Diego Association of Governments (SANDAG) - Mbr/Alt/Adv Mbr of Brd of Dir/Policy Adv/Decision-Making Grp | Romero             | Oscar      |             | annual         | 2026-04-01 |
| San Diego Association of Governments (SANDAG) - Mbr/Alt/Adv Mbr of Brd of Dir/Policy Adv/Decision-Making Grp | Tavares            | Tony       |             | annual         | 2026-04-01 |

| Agency/Positions                                                                                                | Last Name       | First Name | Middle Name | Statement Type | Due Date   |
|-----------------------------------------------------------------------------------------------------------------|-----------------|------------|-------------|----------------|------------|
| San Diego Association of Governments (SANDAG) - Mbr/Adv Mbr of Bd of Dir/Policy Adv/Decision-Making Grp         | Williams        | Craig      |             | annual         | 2026-04-01 |
| San Diego Workforce Partnership - Workforce Development Board Members                                           | Johnson         | Brisa      |             | annual         | 2026-04-01 |
| Southwestern Community College District - Associate Regional Director Small Business Development Center Network | Weisinger       | Briana     |             | annual         | 2026-04-01 |
| Southwestern Community College District - Dean, Enrollment Services                                             | Cruz            | Octavio    |             | annual         | 2026-04-01 |
| Southwestern Community College District - Director, Outreach and Dual Enrollment                                | Pacheco Fonseca | Jocelyn    |             | annual         | 2026-04-01 |
| Southwestern Community College District - Governing Board Members                                               | Soto            | Corina     |             | annual         | 2026-04-01 |

**2025-2026 Assuming Office Non-Filers Report**

| Agency/Positions                                               | Last Name | First Name | email            | Statement Type  | Filing Year | Due Date   |
|----------------------------------------------------------------|-----------|------------|------------------|-----------------|-------------|------------|
| Escondido Union School District - Personnel Commission Members | Magana    | Carlos     | cmagana@eUSD.org | assuming office | 2024        | 2025-05-01 |

2025-2026 Leaving Office Non-Filers Report

| Agency/Positions                                                                                                   | Last Name   | First Name | Middle Name | email                          | Statement Type | Filing Year | Due Date   |
|--------------------------------------------------------------------------------------------------------------------|-------------|------------|-------------|--------------------------------|----------------|-------------|------------|
| Bayport Preparatory Academy - Members of the Board of Directors                                                    | Linjoco     | Nathan     |             | nlinjoco@cox.net               | leaving office | 2024        | 2025-07-30 |
| County of San Diego Independent Redistricting Commission - Each Member of the Independent Redistricting Commission | Hansen      | Barbara    |             | barbarahand1600@aol.com        | leaving office | 2025        | 2026-02-12 |
| Fairbrook Union Elementary School District - Principal                                                             | Rainey      | Arica      |             | arainey031@gmail.com           | leaving office | 2024        | 2025-07-12 |
| Grossmont Union High School District - CBOC-Citizen's Bond Oversight Committee                                     | Haich       | Wayne      | Edward      | warnenthal08@gmail.com         | leaving office | 2025        | 2026-02-28 |
| Keller Leadership Academy - Members of the Board of Directors                                                      | Korgan      | Christos   |             | christos.korgan@uda.edu        | leaving office | 2024        | 2025-10-21 |
| King-Chevez Academy of Excellence Inc - Members of the Board of Directors                                          | Arnold      | Joseph     |             | joelernsd19@gmail.com          | leaving office | 2024        | 2026-01-09 |
| Old Town Academy K-8 Charter School - All Members of the Board of Trustees                                         | Quezada     | Reyes      |             | quezada@sandiego.edu           | leaving office | 2024        | 2025-07-30 |
| San Diego Association of Governments (SANDAG) - Consultant - Project Oversight                                     | Martinez    | Ramon      |             | ramonmartinez@spglobal.net     | leaving office | 2024        | 2026-01-30 |
| San Diego Association of Governments (SANDAG) - Information Systems Specialist (I, II, III)                        | Graff       | Dylan      |             | dylan.graff@sandag.org         | leaving office | 2024        | 2025-09-14 |
| San Diego Association of Governments (SANDAG) - Mbr/Adv Mbr of Bd of Dir/Policy Adv/Decision-Making Grp            | Goldberg    | Daniel     | Harris      | dgoldberg@coab.org             | leaving office | 2024        | 2026-01-17 |
| San Diego Association of Governments (SANDAG) - Mbr/Adv Mbr of Bd of Dir/Policy Adv/Decision-Making Grp            | Qascoaga    | Rosa       |             | rosascoaga@cityofhightcdic.org | leaving office | 2024        | 2025-10-26 |
| San Diego Association of Governments (SANDAG) - Mbr/Adv Mbr of Bd of Dir/Policy Adv/Decision-Making Grp            | Ortiz       | Gregorio   |             | goryortiz@gmail.com            | leaving office | 2024        | 2025-08-14 |
| San Diego Association of Governments (SANDAG) - Mbr/Adv Mbr of Bd of Dir/Policy Adv/Decision-Making Grp            | Petrea      | Melina     |             | melina.petrea@dot.ca.gov       | leaving office | 2024        | 2026-01-15 |
| San Diego Association of Governments (SANDAG) - Mbr/Adv Mbr of Bd of Dir/Policy Adv/Decision-Making Grp            | Persons     | Katherine  |             | kpersons@ncdd.org              | leaving office | 2024        | 2025-10-05 |
| Theresa Hessling Charter School Project - Members of THCSP Board of Directors                                      | Kohmeschier | Tabitha    |             | tabbyk719@gmail.com            | leaving office | 2024        | 2025-07-30 |

Agency Officials List

| Agency              | Department                                    | First Name | Last Name      | Middle Name | Email | Address | Phone |
|---------------------|-----------------------------------------------|------------|----------------|-------------|-------|---------|-------|
| County of San Diego | Agriculture/Weights & Measures                | Jenice     | Murray         |             |       |         |       |
| County of San Diego | Animal Services                               | Caroline   | Mosher         |             |       |         |       |
| County of San Diego | Assessor/Recorder/County Clerk                | Alejandra  | Larios         |             |       |         |       |
| County of San Diego | Assessor/Recorder/County Clerk                | Cynthia    | Medina         |             |       |         |       |
| County of San Diego | Assessor/Recorder/County Clerk                | Sara       | Ulloa          | E           |       |         |       |
| County of San Diego | Auditor & Controller                          | Jennifer   | Boskoff        |             |       |         |       |
| County of San Diego | Board of Supervisors-General Office           | Ryan       | Sharp          |             |       |         |       |
| County of San Diego | Board of Supervisors-District 1               | Brenda     | Arguelles      |             |       |         |       |
| County of San Diego | Board of Supervisors-District 2               | Heather    | Kozka          |             |       |         |       |
| County of San Diego | Board of Supervisors-District 3               | Celsey     | Taylor         |             |       |         |       |
| County of San Diego | Board of Supervisors-District 4               | Lisa       | Christensen    |             |       |         |       |
| County of San Diego | Board of Supervisors-District 5               | Marisol    | Eston          | Andrea      |       |         |       |
| County of San Diego | Chief Administrative Officer/CAO              | Denise     | Avarez-Negrete |             |       |         |       |
| County of San Diego | Chief Administrative Officer/CAO              | Natalia    | Bravo          |             |       |         |       |
| County of San Diego | Chief Administrative Officer/CAO              | Mia        | Watson-Good    |             |       |         |       |
| County of San Diego | Child Support Services                        | Maria      | Herrera        |             |       |         |       |
| County of San Diego | Child Support Services                        | Steve      | Lujan          |             |       |         |       |
| County of San Diego | Citizens Law Enforcement Review Board (CLERB) | Navras     | Hajak          |             |       |         |       |
| County of San Diego | Citizens Law Enforcement Review Board (CLERB) | Brett      | Kalina         |             |       |         |       |
| County of San Diego | Civil Service Commission                      | Karen      | Bernardy       |             |       |         |       |
| County of San Diego | Clerk of the Board of Supervisors             | Glicena    | Magpayo        |             |       |         |       |
| County of San Diego | Clerk of the Board of Supervisors             | Jocelyn    | Porter         |             |       |         |       |
| County of San Diego | County Communications Office                  | Tammy      | Glenn          |             |       |         |       |
| County of San Diego | County Counsel                                | Ilse       | De La Torre    |             |       |         |       |
| County of San Diego | County Counsel                                | Brenda     | Gutierrez      |             |       |         |       |

| Agency              | Department                                               | First Name | Last Name    | Middle Name | Email | Address | Phone |
|---------------------|----------------------------------------------------------|------------|--------------|-------------|-------|---------|-------|
| County of San Diego | County Technology Office                                 | Felicia    | Brown-Walton |             |       |         |       |
| County of San Diego | County Technology Office                                 | Blanca     | Maata        |             |       |         |       |
| County of San Diego | DCAO - Finance & General Govt Group                      | Norma      | Baudista     |             |       |         |       |
| County of San Diego | DCAO - Finance & General Govt Group                      | Jennifer   | Busckohl     |             |       |         |       |
| County of San Diego | DCAO - Land Use & Environment Group                      | Kayla      | litt         |             |       |         |       |
| County of San Diego | DCAO - Public Safety Group                               | Antonette  | Velasquez    |             |       |         |       |
| County of San Diego | District Attorney                                        | Patricia   | Ramirez      |             |       |         |       |
| County of San Diego | District Attorney                                        | April      | Sapida       |             |       |         |       |
| County of San Diego | Environmental Health and Quality                         | Tina       | Duong        |             |       |         |       |
| County of San Diego | Environmental Health and Quality                         | Valerie    | Esplinoza    |             |       |         |       |
| County of San Diego | General Services                                         | Darita     | Arizon       |             |       |         |       |
| County of San Diego | General Services                                         | Glavanna   | Bark         |             |       |         |       |
| County of San Diego | General Services                                         | Leanne     | Hughes       |             |       |         |       |
| County of San Diego | Health & Human Services Group                            | Dobres     | Ortiguerra   |             |       |         |       |
| County of San Diego | Human Resources                                          | Amy        | Fraser       |             |       |         |       |
| County of San Diego | Human Resources                                          | Kayla      | litt         |             |       |         |       |
| County of San Diego | Library                                                  | Shane      | Alomare      |             |       |         |       |
| County of San Diego | Medical Examiner                                         | Guadalupe  | Gariko       |             |       |         |       |
| County of San Diego | Office of Emergency Services                             | ToniAnn    | Nodaro       |             |       |         |       |
| County of San Diego | Office of Equity & Racial Justice (OERJ)                 | Alecks     | Ruiz         |             |       |         |       |
| County of San Diego | Office of Ethics, Compliance and Labor Standards (OECLS) | Natalia    | Bravo        |             |       |         |       |
| County of San Diego | Office of Ethics, Compliance and Labor Standards (OECLS) | Julie      | Weeks        |             |       |         |       |
| County of San Diego | Office of Strategy & Intergovernmental Affairs (EDGA)    | Josyl      | Wong         |             |       |         |       |
| County of San Diego | Parks & Recreation                                       | Corinne    | Dachler      |             |       |         |       |
| County of San Diego | Parks & Recreation                                       | Lupita     | Magallanes   |             |       |         |       |
| County of San Diego | Planning & Development Services                          | Sherilyn   | DeCastro     |             |       |         |       |

| Agency                          | Department                           | First Name | Last Name         | Middle Name | Email | Address | Phone |
|---------------------------------|--------------------------------------|------------|-------------------|-------------|-------|---------|-------|
| County of San Diego             | Planning & Development Services      | Sonyaeen   | Dungao            |             |       |         |       |
| County of San Diego             | Planning & Development Services      | Edna       | Yemamoto          |             |       |         |       |
| County of San Diego             | Probation                            | Priscilla  | Jaskowik          |             |       |         |       |
| County of San Diego             | Public Defender                      | Miwa       | Pumpelly          |             |       |         |       |
| County of San Diego             | Public Defender                      | Connie     | Vertrees          |             |       |         |       |
| County of San Diego             | Public Works                         | Richard    | Hernandez         |             |       |         |       |
| County of San Diego             | Public Works                         | Aileen     | Obasan            |             |       |         |       |
| County of San Diego             | Purchasing & Contracting             | Adriana    | Castro            | D           |       |         |       |
| County of San Diego             | Registrar of Voters                  | Marilyn    | Hamilton          |             |       |         |       |
| County of San Diego             | San Diego County Fire Authority      | Kat        | Arady             |             |       |         |       |
| County of San Diego             | San Diego County Fire Authority      | ToniAnn    | Nodalio           |             |       |         |       |
| County of San Diego             | Sheriff                              | Brenda     | Jones             |             |       |         |       |
| County of San Diego             | Sheriff                              | Nina       | Mascardo          |             |       |         |       |
| County of San Diego             | Sheriff                              | Nadia      | Moshiran Binderup |             |       |         |       |
| County of San Diego             | Sheriff                              | Lourdes    | Munoz             |             |       |         |       |
| County of San Diego             | Strategy & Intergovernmental Affairs | Natalia    | Bravo             |             |       |         |       |
| County of San Diego             | Treasurer-Tax Collector              | Laa        | Bautista          |             |       |         |       |
| County of San Diego             | Treasurer-Tax Collector              | Marin      | Buolina Jr        |             |       |         |       |
| County of San Diego             | Treasurer-Tax Collector              | Alma       | Contempralo       |             |       |         |       |
| Albert Einstein Academies       |                                      | Cathy      | Montes            |             |       |         |       |
| Albert Einstein Academies       |                                      | David      | Sciarretta        | Victor      |       |         |       |
| Alpine Community Planning Group |                                      | Dawn       | Noble             |             |       |         |       |
| Alpine Fire Protection District |                                      | Brian      | Boggsin           |             |       |         |       |
| Alpine Fire Protection District |                                      | Jennifer   | Davis             |             |       |         |       |
| Alpine Fire Protection District |                                      | Debbie     | Prithero          |             |       |         |       |
| Alpine Union School District    |                                      | MaryAnn    | Alvarez           |             |       |         |       |

| Agency                                                        | Department | First Name | Last Name  | Middle Name | Email | Address | Phone |
|---------------------------------------------------------------|------------|------------|------------|-------------|-------|---------|-------|
| Alus Schools San Diego                                        |            | Angela     | Neri       | L           |       |         |       |
| Assessment Appeals Board # 1                                  |            | Eder       | Bermudez   |             |       |         |       |
| Assessment Appeals Board # 2                                  |            | Eder       | Bermudez   |             |       |         |       |
| Assessment Appeals Board # 3                                  |            | Eder       | Bermudez   |             |       |         |       |
| Assessment Appeals Board # 4                                  |            | Eder       | Bermudez   |             |       |         |       |
| Barona Indian Charter School                                  |            | Julie      | Cushman    |             |       |         |       |
| Barona Indian Charter School                                  |            | Kristi     | Johnson    |             |       |         |       |
| Bayport Preparatory Academy                                   |            | Sabina     | Chisaz     |             |       |         |       |
| Bayport Preparatory Academy                                   |            | Shelley    | Hovencamp  |             |       |         |       |
| Bayport Preparatory Academy                                   |            | Frank      | Ogavino    | Jethroton   |       |         |       |
| Bella Merie Charter School aka Bella Merie Montessori Academy |            | Susan      | Croniser   |             |       |         |       |
| Bonita-Sunmyde Fire Protection District                       |            | Annette    | Craven     | 1           |       |         |       |
| Bonvall Sponsor Group                                         |            | Dawn       | Noble      |             |       |         |       |
| Bonvall United School District                                |            | Gina       | McInerney  |             |       |         |       |
| Borrego Springs Sponsor Group                                 |            | Dawn       | Noble      |             |       |         |       |
| Borrego Springs Unified School District                       |            | Lisa       | Zierath    |             |       |         |       |
| Borrego Water District                                        |            | Emeraldia  | Garcia     |             |       |         |       |
| Boulevard Community Planning Group                            |            | Dawn       | Noble      |             |       |         |       |
| Brookfield Engineering Science Technology Academy             |            | Alejandro  | Soriano    |             |       |         |       |
| Buena Vista District                                          |            | Kalison    | Leahy      |             |       |         |       |
| Califrio Port Academy                                         |            | Jennifer   | Lorge      |             |       |         |       |
| Califrio Port Academy                                         |            | Erika      | Vanderspek |             |       |         |       |
| Canon Valley Union School District                            |            | Kiran      | Lunqua     |             |       |         |       |
| Campo Lake Morera Community Planning Group                    |            | Dawn       | Noble      |             |       |         |       |
| Carrizosa County Water District                               |            | Stephen    | Fillmore   |             |       |         |       |
| Cardel School District                                        |            | Jennifer   | Harter     |             |       |         |       |

| Agency                                                          | Department | First Name | Last Name  | Middle Name | Email | Address | Phone |
|-----------------------------------------------------------------|------------|------------|------------|-------------|-------|---------|-------|
| Carlband Unified School District                                |            | Anne       | Garcia     |             |       |         |       |
| Carlband Unified School District                                |            | Laura      | Molinar    |             |       |         |       |
| Casa De La Paja Geological Hazard Assessment District           |            | Steven     | Teixeira   |             |       |         |       |
| City Heights Preparatory Charter School of San Diego            |            | Merdin     | Mohamed    |             |       |         |       |
| City Heights Preparatory Charter School of San Diego            |            | Elias      | Vargas     |             |       |         |       |
| College Preparatory Middle School                               |            | Christina  | Callaway   |             |       |         |       |
| Coronado Unified School District                                |            | Kami       | McElligott |             |       |         |       |
| County of San Diego Independent Redistricting Commission        |            | Andrew     | Potter     |             |       |         |       |
| GreatDixie/Hudson Canyon/Granite Hills Community Planning Group |            | Dawn       | Noble      |             |       |         |       |
| Cuyamaca Sponsor Group                                          |            | Dawn       | Noble      |             |       |         |       |
| Cuyamaca Water District                                         |            | Billie     | Carlton    |             |       |         |       |
| Derrail Charter School                                          |            | Carol      | Hill       |             |       |         |       |
| Deer Springs Fire Protection District                           |            | Liz        | Heston     | Ann         |       |         |       |
| Dehesa School District                                          |            | Deborah    | Schweitzer |             |       |         |       |
| Del Mar Union School District                                   |            | Megan      | Bennett    |             |       |         |       |
| Descanso Community Planning Group                               |            | Dawn       | Noble      |             |       |         |       |
| Descanso Community Water District                               |            | Cherra     | Boykin     |             |       |         |       |
| Descanso Community Water District                               |            | Daniel     | De Moss    |             |       |         |       |
| Diego Plus Education Corporation                                |            | Jeff       | Martineau  |             |       |         |       |
| Dual Language Immersion North County                            |            | Malory     | Wirth      |             |       |         |       |
| e3 Civic High                                                   |            | Justine    | Joyner     |             |       |         |       |
| e3 Civic High                                                   |            | Bretl      | Taylor     |             |       |         |       |
| East County Advanced Water Purification Joint Powers Authority  |            | Amarda     | Long       |             |       |         |       |
| East County Advanced Water Purification Joint Powers Authority  |            | Amy        | Pederson   |             |       |         |       |
| Element Education, Inc                                          |            | Susan      | Michaels   |             |       |         |       |
| Element Education, Inc                                          |            | Teri       | Novacek    |             |       |         |       |

| Agency                                                    | Department | First Name | Last Name      | Middle Name | Email | Address | Phone |
|-----------------------------------------------------------|------------|------------|----------------|-------------|-------|---------|-------|
| Elite School                                              |            | Robert     | Elliott        | Ryan        |       |         |       |
| Empower Charter School operating Empower Language Academy |            | Demetria   | Brown          |             |       |         |       |
| Empower Charter School operating Empower Language Academy |            | Amy        | Williams       |             |       |         |       |
| Enrona Wastewater Authority                               |            | Jennifer   | Basco          |             |       |         |       |
| Epiphany Prep Charter School of San Diego Inc (CDB ONLY)  |            | David      | Rivera         |             |       |         |       |
| Escondido Union High School District                      |            | Rita       | Alatorre       |             |       |         |       |
| Escondido Union High School District                      |            | Marie      | Alvarado       |             |       |         |       |
| Escondido Union School District                           |            | Patti      | Bostwick       |             |       |         |       |
| Fairbanks Ranch Community Services District               |            | Paula      | Meledraez      | M           |       |         |       |
| Fairbrook Community Planning Group                        |            | Dawn       | Noble          |             |       |         |       |
| Fairbrook Union Elementary School District                |            | Melissa    | Rodarte        |             |       |         |       |
| Fairbrook Union High School District                      |            | Jacqueline | Meza           |             |       |         |       |
| First S Commission of San Diego County                    |            | Karen      | Hays           |             |       |         |       |
| Gillette Field Development Council                        |            | Lore       | Maniss         |             |       |         |       |
| Gompers Preparatory Academy                               |            | Fatima     | Jacobo         |             |       |         |       |
| Gompers Preparatory Academy                               |            | Jane       | Larson         |             |       |         |       |
| Grand Jury                                                |            | Cameron    | Iliff          |             |       |         |       |
| Groesmont Union High School District                      |            | Monica     | Osterich       |             |       |         |       |
| Groesmont-Cuyamaca Community College District             |            | Jusleen    | Ichu           |             |       |         |       |
| Guajome Learning Centers, Inc                             |            | Kevin      | Humphrey       |             |       |         |       |
| Guajome Learning Centers, Inc                             |            | Amber      | Lloyd          |             |       |         |       |
| Guajome Learning Centers, Inc                             |            | Dawn       | Voss           |             |       |         |       |
| Guajome Park Academy                                      |            | Amber      | Lloyd          |             |       |         |       |
| Guajome Park Academy                                      |            | Dawn       | Voss           |             |       |         |       |
| Hankung STEAM Charter School Inc                          |            | Lorena     | Chavez         |             |       |         |       |
| Hankung STEAM Charter School Inc                          |            | Carmen     | Nolasco-Torres | D           |       |         |       |

| Agency                                       | Department | First Name  | Last Name  | Middle Name | Email | Address | Phone |
|----------------------------------------------|------------|-------------|------------|-------------|-------|---------|-------|
| Health Services High and Middle College, Inc |            | Sheri       | Johnson    |             |       |         |       |
| Helel Charter High School                    |            | Mark        | Dammers    |             |       |         |       |
| Hidden Meadows Sponsor Group                 |            | Dawn        | Noble      |             |       |         |       |
| High Tech High                               |            | Elizabeth   | Martinez   |             |       |         |       |
| Holly Drive Leadership Academy               |            | Alysa       | Shaw-Smith |             |       |         |       |
| Howard Gardner Community Charter School      |            | Marisol     | Cortez     |             |       |         |       |
| Ibn Charif School                            |            | Abdi        | Mohamud    |             |       |         |       |
| In-Home Supportive Services Public Authority |            | Carmen      | Sanchez    |             |       |         |       |
| Innovations Academy Inc                      |            | Christine   | Kuglien    |             |       |         |       |
| Jacumba Community Services District          |            | Emilio      | Gonzalez   | F           |       |         |       |
| Jacumba Community Services District          |            | Mariah      | Johnson    |             |       |         |       |
| Jacumba Sponsor Group                        |            | Dawn        | Noble      |             |       |         |       |
| Jamul/Quitova Community Planning Group       |            | Dawn        | Noble      |             |       |         |       |
| Jamul/Quitova Union School District          |            | Sandra      | Romero     |             |       |         |       |
| Julian Community Planning Group              |            | Dawn        | Noble      |             |       |         |       |
| Julian Union High School District            |            | Yvonne      | Fleet      | Suzette     |       |         |       |
| Julian Union High School District            |            | Christopher | Greene     |             |       |         |       |
| Julian Union High School District            |            | Cassie      | Lofgreen   |             |       |         |       |
| Julian Union School District                 |            | Brian       | Duffy      |             |       |         |       |
| Julian Union School District                 |            | Caroline    | Jimenez    |             |       |         |       |
| Keller Leadership Academy                    |            | Joel        | Christman  | Richard     |       |         |       |
| King Chavez Academy of Excellence Inc        |            | Cynthia     | Kelley     |             |       |         |       |
| King Chavez Academy of Excellence Inc        |            | Laura       | Malay      |             |       |         |       |
| La Mesa-Spring Valley School District        |            | David       | Feliciano  |             |       |         |       |
| La Mesa-Spring Valley School District        |            | Jennifer    | Jacobs     |             |       |         |       |
| La Mesa-Spring Valley School District        |            | Kathy       | Unch       |             |       |         |       |

| Agency                                                                               | Department | First Name | Last Name  | Middle Name | Email | Address | Phone |
|--------------------------------------------------------------------------------------|------------|------------|------------|-------------|-------|---------|-------|
| Lake Cuyamaca Recreation & Park District                                             |            | Richard    | Buylcock   | Jay         |       |         |       |
| Lake Cuyamaca Recreation & Park District                                             |            | Ann        | Stone      |             |       |         |       |
| Lakeside Community Planning Group                                                    |            | Dawn       | Noble      |             |       |         |       |
| Lakeside Fire Protection District                                                    |            | Jenise     | Bocskovits |             |       |         |       |
| Lakeside Fire Protection District                                                    |            | Donald     | Butz       |             |       |         |       |
| Lakeside Union School District                                                       |            | Rachel     | Camarano   |             |       |         |       |
| Lemon Grove School District                                                          |            | Michelle   | Floras     |             |       |         |       |
| Leon L. Williams San Diego County Human Relations Commission                         |            | Brandon    | Lewis      |             |       |         |       |
| Leon L. Williams San Diego County Human Relations Commission                         |            | Alexis     | Ruiz       |             |       |         |       |
| Leonardo da Vinci Health Sciences Charter School                                     |            | Lekla      | Anderson   |             |       |         |       |
| Leonardo da Vinci Health Sciences Charter School                                     |            | Courtney   | Cox        |             |       |         |       |
| Local Agency Formation Commission (LAFCO)                                            |            | Michaela   | Peters     |             |       |         |       |
| Local Agency Formation Commission (LAFCO)                                            |            | Erica      | Sullivan   |             |       |         |       |
| Local Agency Formation Commission (LAFCO)                                            |            | Keena      | Simonds    |             |       |         |       |
| Lower Sweetwater Fire Protection District                                            |            | Rodolfo    | Gonzalez   | G           |       |         |       |
| Lower Sweetwater Fire Protection District                                            |            | Kurt       | Worden     |             |       |         |       |
| MAAC Community Charter School (MCCS)                                                 |            | Marysol    | Tapiz      |             |       |         |       |
| Majestic Press Community Services District                                           |            | Cheryl     | Dewitt     |             |       |         |       |
| McCall School of Success                                                             |            | Michelle   | Bewins     |             |       |         |       |
| McCall School of Success                                                             |            | Joseph     | Mendoza    |             |       |         |       |
| Metco Wastewater Joint Powers Authority                                              |            | Lori Arna  | Peoples    |             |       |         |       |
| Metropolitan Area Advisory Committee on Anti-Poverty of San Diego County, Inc (MAAC) |            | Austin     | Foye       |             |       |         |       |
| Metropolitan Area Advisory Committee on Anti-Poverty of San Diego County, Inc (MAAC) |            | Marysol    | Tapiz      |             |       |         |       |
| Metropolitan Transit System                                                          |            | Joann      | Delgado    |             |       |         |       |
| Metropolitan Transit System                                                          |            | Karen      | Landers    | Freeman     |       |         |       |
| Metropolitan Transit System                                                          |            | Lucia      | Mansour    |             |       |         |       |

| Agency                                                                 | Department | First Name  | Last Name  | Middle Name | Email | Address | Phone |
|------------------------------------------------------------------------|------------|-------------|------------|-------------|-------|---------|-------|
| Metropolitan Transit System                                            |            | Julia       | Tuer       |             |       |         |       |
| MindSET Charter Schools, Inc. School for Entrepreneurship & Technology |            | Carne       | Heath      |             |       |         |       |
| MindSET Charter Schools, Inc. School for Entrepreneurship & Technology |            | Neil        | McCurdy    | James       |       |         |       |
| Mira Costa Community College District                                  |            | Julia       | Bollerud   |             |       |         |       |
| Mira Costa Community College District                                  |            | Elizabeth   | Lutenans   |             |       |         |       |
| Mission Resource Conservation District                                 |            | Ani         | Vardanians |             |       |         |       |
| Mocama Municipal Water District                                        |            | Lori        | Johnson    | A           |       |         |       |
| Monte Hills Community Services District                                |            | Thomas      | Harrington | Gerard      |       |         |       |
| Movedeal Youth Academy                                                 |            | Toni        | Dallasus   |             |       |         |       |
| Movedeal Youth Academy                                                 |            | Gigi        | Lenz       |             |       |         |       |
| Mountain Empire Unified School District                                |            | Alton       | Gonzalez   |             |       |         |       |
| National School District                                               |            | Vanessa     | Casena     |             |       |         |       |
| National School District                                               |            | Jocelyn     | Gomez      |             |       |         |       |
| North City West School Facilities Financing Authority                  |            | Douglas     | Floyd      |             |       |         |       |
| North City West School Facilities Financing Authority                  |            | Scott       | Koppel     |             |       |         |       |
| North County Cemetery District                                         |            | Edward      | Serna      |             |       |         |       |
| North County Dispatch Joint Powers Authority                           |            | Amy         | Chang      |             |       |         |       |
| North County Dispatch Joint Powers Authority                           |            | Christopher | Herren     |             |       |         |       |
| North County Dispatch Joint Powers Authority                           |            | Sonia       | Jackson    |             |       |         |       |
| North County Fire Protection District (COI ONLY)                       |            | Mavis       | Carpiner   |             |       |         |       |
| North County Gang Commission                                           |            | Dante       | Diaz       |             |       |         |       |
| North County Gang Commission                                           |            | Lisa        | Nugent     |             |       |         |       |
| North County Transit District                                          |            | Jesus       | Garcia     |             |       |         |       |
| North County Transit District                                          |            | Bronson     | Gallings   |             |       |         |       |
| North County Transit District                                          |            | Mana        | Hernandez  |             |       |         |       |
| North County Transit District                                          |            | Celeste     | Leichter   |             |       |         |       |

| Agency                                   | Department | First Name | Last Name  | Middle Name | Email | Address | Phone |
|------------------------------------------|------------|------------|------------|-------------|-------|---------|-------|
| North County Transit District            |            | Suhail     | Rodriguez  |             |       |         |       |
| North County Transit District            |            | Lori       | Winfree    | Ann         |       |         |       |
| Oceanside Small Craft Harbor District    |            | Michael    | Jones      |             |       |         |       |
| Oceanside Small Craft Harbor District    |            | Zeb        | Navarro    |             |       |         |       |
| Oceanside Small Craft Harbor District    |            | Thomas     | Schmiderer |             |       |         |       |
| Oceanside Unified School District        |            | Ann        | Givens     |             |       |         |       |
| Old Town Academy K-8 Charter School      |            | Melody     | Dovell     |             |       |         |       |
| Olivettian Municipal Water District      |            | Jennifer   | Joslin     |             |       |         |       |
| Olivettian Municipal Water District      |            | Shawn      | Patterson  |             |       |         |       |
| Pacific Coast Academy                    |            | Kcrynin    | Demolonte  |             |       |         |       |
| Pacific Coast Academy                    |            | Jennifer   | Faber      |             |       |         |       |
| Pacific View Charter School              |            | Jill       | Chang      |             |       |         |       |
| Pacific View Charter School              |            | Gorance    | Erin       |             |       |         |       |
| Pala-Pauma Valley Sponsor Group          |            | Dawn       | Noble      |             |       |         |       |
| Pala-Pauma Valley Sponsor Group          |            | Janet      | Kran       |             |       |         |       |
| Pala-Pauma Valley Sponsor Group          |            | Lynda      | Ruz        |             |       |         |       |
| Palomar Mountain Community Sponsor Group |            | Dawn       | Noble      |             |       |         |       |
| Palomares Academy Adult Education        |            | Jirom      | Luette     |             |       |         |       |
| Palomares Academy Adult Education        |            | Tabitha    | Richard    |             |       |         |       |
| Palomares Academy Adult Education        |            | Jon        | Hoder      | Edward      |       |         |       |
| Palomares Academy Adult Education        |            | Lori       | Johnson    | A           |       |         |       |
| Pine Valley Community Planning Group     |            | Dawn       | Noble      |             |       |         |       |
| Planning Commission                      |            | Georgina   | Gaines     |             |       |         |       |
| Planning Commission                      |            | Sharon     | Ippolito   |             |       |         |       |
| Roberto Community Planning Group         |            | Dawn       | Noble      |             |       |         |       |
| Roway Unified School District            |            | Wendy      | Anderson   |             |       |         |       |

| Agency                                                     | Department | First Name | Last Name | Middle Name | Email | Address | Phone |
|------------------------------------------------------------|------------|------------|-----------|-------------|-------|---------|-------|
| Public Agencies Self-Insurance System (PASIS)              |            | Janel      | Kiser     | Dorena      |       |         |       |
| Questhaven Municipal Water District                        |            | Gordon     | Bleth     | R           |       |         |       |
| Questhaven Municipal Water District                        |            | Blake      | Isaac     | Grail       |       |         |       |
| Questhaven Municipal Water District                        |            | Daniel     | Wills     | Steven      |       |         |       |
| R E Badger Water Facilities Financing Authority (COI ONLY) |            | Celina     | McDowell  |             |       |         |       |
| Rainbow Community Planning Group                           |            | Dawn       | Noble     |             |       |         |       |
| Rainbow Municipal Water District                           |            | Terese     | Quintanar |             |       |         |       |
| Ramona Cemetery District                                   |            | Patty      | Estrada   |             |       |         |       |
| Ramona Community Planning Group                            |            | Dawn       | Noble     |             |       |         |       |
| Ramona Municipal Water District (COI ONLY)                 |            | Kelle      | Barclay   |             |       |         |       |
| Ramona Municipal Water District (COI ONLY)                 |            | Tim        | Clement   |             |       |         |       |
| Ramona Unified School District                             |            | Cornie     | McMillan  |             |       |         |       |
| Rancho Santa Fe Community Services District                |            | Paula      | Meledrez  | M           |       |         |       |
| Rancho Santa Fe Fire Protection District                   |            | Sarah      | Montagne  | K           |       |         |       |
| Rancho Santa Fe School District                            |            | Beth       | Engstrom  |             |       |         |       |
| Resource Conservation District of Greater SD County        |            | Jeanne     | Sauerman  |             |       |         |       |
| Rincon Del Diablo Municipal Water District                 |            | Wanda      | Cassidy   |             |       |         |       |
| Rincon Ranch Community Services District                   |            | Carmen     | Rodriguez |             |       |         |       |
| River Valley Charter School                                |            | Tammy      | Ferrell   |             |       |         |       |
| San Diego Area Wastewater Management District (COI ONLY)   |            | Loth Anne  | Peoples   |             |       |         |       |
| San Diego Association of Governments (SANDAG)              |            | Briana     | Avarez    |             |       |         |       |
| San Diego Association of Governments (SANDAG)              |            | Michael    | Garcia    |             |       |         |       |
| San Diego Association of Governments (SANDAG)              |            | Alicia     | Isa       |             |       |         |       |
| San Diego County Air Pollution Control District            |            | Araceli    | Angulo    |             |       |         |       |
| San Diego County Capital Asset Leasing Corp (SANCAL)       |            | Samantha   | Weyman    |             |       |         |       |
| San Diego County Circus Pest Control District              |            | Sandra     | Zwazi     |             |       |         |       |

| Agency                                                    | Department | First Name | Last Name                 | Middle Name | Email | Address | Phone |
|-----------------------------------------------------------|------------|------------|---------------------------|-------------|-------|---------|-------|
| San Diego County Educational Facilities Authority No. 1   |            | Andrienne  | Loree                     |             |       |         |       |
| San Diego County Educational Facilities Authority No. 2   |            | Andrienne  | Loree                     |             |       |         |       |
| San Diego County Employee Retirement Assn (SDCERA)        |            | Teresa     | Clanton                   |             |       |         |       |
| San Diego County Employee Retirement Assn (SDCERA)        |            | Brant      | Will                      |             |       |         |       |
| San Diego County Fair & Wildlife Advisory Commission      |            | Jesus      | Amiel                     |             |       |         |       |
| San Diego County HIV Planning Group                       |            | Dasha      | Dandouh                   |             |       |         |       |
| San Diego County HIV Planning Group                       |            | America    | Gonzalez Casaneda         |             |       |         |       |
| San Diego County Public Law Library                       |            | Bolivia    | Calanzani                 |             |       |         |       |
| San Diego County Regional Airport Authority (SDCRAA)      |            | Sonja      | Banks                     |             |       |         |       |
| San Diego County Regional Airport Authority (SDCRAA)      |            | Annette    | Fagan Ortiz               |             |       |         |       |
| San Diego County Regional Airport Authority (SDCRAA)      |            | Patricia   | Willis                    |             |       |         |       |
| San Diego County Tobacco Asset Securitization Corporation |            | Juan       | Bracci                    |             |       |         |       |
| San Diego County Water Authority                          |            | Jessica    | Reifschneider             |             |       |         |       |
| San Diego County Water Authority                          |            | Kelly      | Walker                    |             |       |         |       |
| San Diego County Water Authority Financing Agency         |            | Jessica    | Reifschneider             |             |       |         |       |
| San Diego County Water Authority Financing Agency         |            | Kelly      | Walker                    |             |       |         |       |
| San Diego Geographic Information Source (SANGIS)          |            | Tod        | Chene                     |             |       |         |       |
| San Diego Global Vision Academy                           |            | Brett      | Adler                     | Thomas      |       |         |       |
| San Diego Global Vision Academy                           |            | Christine  | Kane                      | K           |       |         |       |
| San Diego Regional Building Authority                     |            | Della      | Gonzalez                  |             |       |         |       |
| San Diego Regional Building Authority                     |            | Julia      | Tuer                      |             |       |         |       |
| San Diego Regional Training Center                        |            | George     | Tzathas                   |             |       |         |       |
| San Diego Unified School District                         |            | Andra      | Greene (formerly Donovan) |             |       |         |       |
| San Diego Unified School District                         |            | Susan      | Miranda                   |             |       |         |       |
| San Diego Virtual School                                  |            | Tamara     | Caro                      |             |       |         |       |
| San Diego Virtual School                                  |            | Brennan    | McLaughlin                | J           |       |         |       |

| Agency                                               | Department | First Name | Last Name     | Middle Name | Email | Address | Phone |
|------------------------------------------------------|------------|------------|---------------|-------------|-------|---------|-------|
| San Diego Workforce Partnership                      |            | Andrew     | Mochulsky     |             |       |         |       |
| San Diego Community Planning Group                   |            | Dawn       | Noble         |             |       |         |       |
| San Diego River Park Joint Powers Authority          |            | Dewanda    | Vandermost    |             |       |         |       |
| San Diego Union High School District                 |            | Liliana    | Ponce De Leon |             |       |         |       |
| San Eljo Joint Powers Authority                      |            | Tamara     | Cooper        |             |       |         |       |
| San Eljo Joint Powers Authority                      |            | Vanessa    | Hackney       |             |       |         |       |
| San Luis Rey Municipal Water District                |            | William    | Parkey        | H           |       |         |       |
| San Paqual Union School District                     |            | Jenny      | Grassy        |             |       |         |       |
| San Ysidro School District                           |            | Miguel     | Ortega        |             |       |         |       |
| Sanier Lakeside Emergency Medical Services Authority |            | Janise     | Bocskovits    |             |       |         |       |
| Santee School District                               |            | Lisa       | Arreda        |             |       |         |       |
| Selma Beach School District                          |            | Kristie    | Towne         |             |       |         |       |
| South Bay Union School District                      |            | Amy        | Cooper        |             |       |         |       |
| Southwestern Community College District              |            | Diana      | Haskins       |             |       |         |       |
| Sparrow Academy                                      |            | Michelle   | D'Augusta     |             |       |         |       |
| Spencer Valley School District                       |            | Kathleen   | McKenzie      |             |       |         |       |
| Spencer Valley School District                       |            | Julie      | Weaver        | Zak         |       |         |       |
| Spring Valley Community Planning Group               |            | Dawn       | Noble         |             |       |         |       |
| Steele Canyon High School                            |            | Monserat   | Gemis         |             |       |         |       |
| Sweetwater Community Planning Group                  |            | Dawn       | Noble         |             |       |         |       |
| Sweetwater Union High School District                |            | Karina     | Estrada       |             |       |         |       |
| Sweetwater Union High School District                |            | Deanne     | Vicedo        |             |       |         |       |
| Tecate Sponsor Group                                 |            | Dawn       | Noble         |             |       |         |       |
| The Classical Academy                                |            | Sejal      | Majitha       |             |       |         |       |
| The Learning Choice Academy                          |            | Debi       | Gooding       | L           |       |         |       |
| The Learning Choice Academy                          |            | Dawn       | Zeiger        | Marie       |       |         |       |

| Agency                                                  | Department | First Name | Last Name | Middle Name | Email | Address | Phone |
|---------------------------------------------------------|------------|------------|-----------|-------------|-------|---------|-------|
| The O'Farrell Charter Schools                           |            | Susan      | Cortina   |             |       |         |       |
| The O'Farrell Charter Schools                           |            | Mikoya     | Diaz-Ruiz |             |       |         |       |
| Theresa Heising Charter School Project                  |            | Janna      | Roper     |             |       |         |       |
| Theresa Heising Charter School Project                  |            | Mollie     | Shannon   |             |       |         |       |
| Tobacco Securitization Authority of Southern California |            | Jean       | Bracci    |             |       |         |       |
| Tu-City Healthcare District                             |            | Teri       | Donnellan | L           |       |         |       |
| Twin Oaks Valley Sponsor Group                          |            | Dawn       | Noble     |             |       |         |       |
| Upper San Luis Rey Groundwater Management Authority     |            | Amy        | Reeh      |             |       |         |       |
| Upper San Luis Rey Resource Conservation District       |            | Amy        | Reeh      |             |       |         |       |
| Urban Discovery Academy                                 |            | Ron        | Dyste     |             |       |         |       |
| Urban Discovery Academy                                 |            | Jenni      | Owen      |             |       |         |       |
| Valle De Oro Community Planning Group                   |            | Dawn       | Noble     |             |       |         |       |
| Vallejos School District (COI ONLY)                     |            | Melton     | Sanchez   |             |       |         |       |
| Vallejos Water District (COI ONLY)                      |            | Kirsten    | Peraino   | Nicole      |       |         |       |
| Valley Center Cemetery District                         |            | Claudia    | Johnson   | A           |       |         |       |
| Valley Center Cemetery District                         |            | Louise     | Kelly     |             |       |         |       |
| Valley Center Community Planning Group                  |            | Dawn       | Noble     |             |       |         |       |
| Valley Center Fire Protection District                  |            | Amy        | Mayerchik |             |       |         |       |
| Valley Center Fire Protection District                  |            | Josel      | Napier    | Garid       |       |         |       |
| Valley Center-Puma Unified School District              |            | Nancy      | Pata      |             |       |         |       |
| Vasa Fire Protection District                           |            | Katrina    | Rannist   | Ann         |       |         |       |
| Vasa Iringston District (COI ONLY)                      |            | Ramae      | Oakie     |             |       |         |       |
| Vasa Iringston District (COI ONLY)                      |            | Elizabeth  | Xaverius  |             |       |         |       |
| Vasa Unified School District                            |            | Matt       | Doyle     |             |       |         |       |
| Vasa Unified School District                            |            | Christina  | Lupola    |             |       |         |       |
| Warner Springs Community Sponsor Group                  |            | Dawn       | Noble     |             |       |         |       |

| Agency                                         | Department | First Name | Last Name | Middle Name | Email | Address | Phone |
|------------------------------------------------|------------|------------|-----------|-------------|-------|---------|-------|
| Warner United School District                  |            | Rhonda     | Hill      |             |       |         |       |
| Water Conservation Garden Authority (COI ONLY) |            | Jessica    | Mackey    |             |       |         |       |
| Water Conservation Garden Authority (COI ONLY) |            | Sarah      | Sample    |             |       |         |       |
| Whispering Palms Community Services District   |            | Paula      | Melendrez | M           |       |         |       |
| World Trade Center San Diego, Inc              |            | Donna      | Morales   |             |       |         |       |
| Wynola Water District                          |            | Karen      | Kincaid   |             |       |         |       |
| Wynola Water District                          |            | Jim        | Masteller |             |       |         |       |
| Yuma Municipal Water District                  |            | Amy        | Raen      |             |       |         |       |

**POSTING DATE:**  
May 5, 2026



**THE CLERK OF THE BOARD OF SUPERVISORS**  
**SPECIAL VACANCY NOTICE**

This is to announce the vacancy that has occurred on the **COMMISSION ON THE STATUS OF WOMEN AND GIRLS, Seat No. 3**. The **BOARD OF SUPERVISORS** makes this appointment. Please refer to the Roster of Boards, Commissions and Committees on our web site at <http://www.sdcounty.ca.gov/cob/> for further information on the qualifications for this Board.

In compliance with section 54974 of the Government Code, this appointment can be made after **May 19, 2026**.

Applications for this position can be downloaded from the web site; questions regarding this vacancy should be directed to the Clerk of the Board of Supervisors, County Administration Center, 1600 Pacific Highway, Room 402, San Diego, CA 92101-2471.

cc:

- Supervisor Joel Anderson, A-500
- Chiara Leroy, OERJ, A-6
- San Diego Public Library, 330 Park Boulevard, San Diego, CA 92101
- Posted Copy – Board Chamber
- Posted Copy – South Entrance of County Administration Center
- Communications Received

**POSTING DATE:**  
May 11, 2026



**THE CLERK OF THE BOARD OF SUPERVISORS**  
**SPECIAL VACANCY NOTICE**

This is to announce the vacancy that has occurred on the **HIV PLANNING GROUP, COUNTY OF SAN DIEGO, SEAT NO. 39**. The **BOARD OF SUPERVISORS** makes this appointment. Please refer to the Roster of Boards, Commissions and Committees on our web site at <http://www.sdcountry.ca.gov/cob/> for further information on the qualifications for this Board.

In compliance with section 54974 of the Government Code, this appointment can be made after **May 26, 2026**.

Applications for this position can be downloaded from the web site; questions regarding this vacancy should be directed to the Clerk of the Board of Supervisors, County Administration Center, 1600 Pacific Highway, Room 402, San Diego, CA 92101-2471.

cc:

- HIV Planning Group Membership Committee, P-505
- Dasha Dahdouh, Health and Human Services Agency, P-505
- San Diego Public Library - 330 Park Boulevard, San Diego, CA 92101
- Posted Copy – Board Chamber
- Posted Copy – South Entrance of County Administration Center
- Clerk of the Board Website
- Communications Received

**POSTING DATE:**  
May 13, 2026



COSD CLERK OF THE BOARD  
2026 MAY 13 PM 1:59

**THE CLERK OF THE BOARD OF SUPERVISORS**  
**SPECIAL VACANCY NOTICE**

This is to announce the vacancy that has occurred on the **SAN DIEGO MILITARY AND VETERANS ADVISORY COUNCIL, Seat 4**. The **BOARD OF SUPERVISORS** makes this appointment. Please refer to the Roster of Boards, Commissions and Committees on our web site at <https://sandiegocounty.primegov.com/public/committees> for further information on the qualifications for this Board.

In compliance with section 54974 of the Government Code, this appointment can be made after **May 28, 2026**.

Applications for this position can be downloaded from the web site; questions regarding this vacancy should be directed to the Clerk of the Board of Supervisors, County Administration Center, 1600 Pacific Highway, Room 402, San Diego, CA 92101-2471.

cc:

- Supervisor Monica Montgomery Steppe, A-500
- Ray Flores, Health and Human Services Agency, O-273
- San Diego Public Library, 330 Park Boulevard, San Diego, CA 92101
- Posted Copy – Board Chamber
- Posted Copy – South Entrance of County Administration Center
- Communications Received



**ANDREW POTTER, CCB**  
EXECUTIVE OFFICER/CLERK

**CLERK OF THE BOARD OF SUPERVISORS**  
1600 PACIFIC HIGHWAY, ROOM 402, SAN DIEGO, CALIFORNIA 92101-2422  
(619) 531-5600

**RYAN SHARP**  
ASSISTANT CLERK

**ANN MOORE**  
ASSISTANT CLERK

May 20, 2026

**TO:** Supervisor Terra Lawson-Remer, Chair  
Supervisor Monica Montgomery Steppe, Vice Chair  
Supervisor Paloma Aguirre, Chair Pro Tem  
Supervisor Joel Anderson  
Supervisor Jim Desmond

**FROM:** Andrew Potter  
Clerk of the Board of Supervisors

### **STATEMENT OF ECONOMIC INTERESTS 2025-2026 ANNUAL FILING REPORT**

The Political Reform Act requires state and local government officials and designated employees to annually disclose their personal assets and income in the form of a Statement of Economic Interest (Form 700). The Clerk of the Board of Supervisors, on behalf of the Board of Supervisors, serves as the Local Filing Officer for the County of San Diego. Fair Political Practices Commission (FPPC) regulations require that Agency Officials coordinate the completion of the Statement of Economic Interest (Form 700) for each of their designated filers.

For the 2025-2026 filing period, the FPPC implemented Senate Bill 852 that requires all public officials who manage public investments as defined in Government Code §87200, to file their Form 700 directly with the FPPC's electronic filing system rather than through the County of San Diego or other local filing officers. The Clerk of the Board of Supervisors collaborated with the FPPC and Agency Officials in identifying filers who must begin submitting their forms directly to the FPPC effective January 1, 2026.

The purpose of this memo is to provide a summary of the Form 700 filing process for the 2025–2026 filing period. The Clerk of the Board of Supervisors identified a total of 255 local agencies in the County, referred to as Agency Officials, whose staff were required to file a Form 700. We received a total of 4,134 Form 700 filings. Through extensive outreach efforts, 98 percent of filers submitted their forms electronically.

The Clerk of the Board took several proactive measures to ensure timely Form 700 submissions. On January 15, 2026, the initial notification for the 2025-2026 annual filing season was distributed to County departments, local agencies, and filers outlining the April 1, 2026 filing deadline. To encourage compliance, reminder notices were sent to non-filers on February 20, March 10 and March 30, urging immediate action to avoid potential late penalties. Following the deadline on April 1, additional overdue notices were issued. On April 15, 2026, certified reminder letters were sent to 87 non-filers

May 20, 2026

Statement of Economic Interest 2025-2026 Annual Filing Report

Page 2


directing them to file promptly. Throughout the filing season, Clerk of the Board staff conducted individual outreach through phone calls and email reminders to non-filers and Agency Officials, reinforcing the importance of compliance.

The following attachments serve as a report of the 2025-2026 Annual Form 700 filings:

- **Attachment 1** is a list of filers specified in Government Code Section 87200, whose statements were electronically submitted through the Fair Political Practices Commission (FPPC) system, in accordance with recent legal requirements.
- **Attachment 2** is a list of 4,125 Statements received, in accordance with the Political Reform Act, filed with this office for the 2025-2026 Statement of Economic Interest (Form 700) filing period, sorted by Agency Name. (Due to the large size of this attachment, it is on file in the Clerk of the Board of Supervisors Department.)
- **Attachment 3** is a list of 45 individuals, sorted by Agency Name, who were required to file an Annual Form 700, but have not submitted their form to this office as of the date of this memo. These individuals are being referred to the District Attorney and the FPPC for non-compliance.
- **Attachment 4** is a list of 1 individual, sorted by Agency Name, who were required to file an Assuming Form 700, but have not submitted their form as of the date of this memo. These individuals are being referred to the District Attorney and the FPPC for non-compliance.
- **Attachment 5** is a list of 15 individuals, sorted by Agency Name, who were required to file a Leaving Form 700, but have not submitted their form to this office as of the date of this memo. These individuals are being referred to the District Attorney and the FPPC for non-compliance.

Please let me know if you have any questions or would like us to take any further action.

Respectfully,



ANDREW POTTER

Clerk of the Board of Supervisors

AP:GM:jp

Attachments

cc: Ebony Shelton, Chief Administrative Officer  
Joan Bracci, Assistant Chief Administrative Officer  
Damon M. Brown, County Counsel  
Summer Stephan, District Attorney  
Communications Received for the Board of Supervisors' Official Records

2025/2026 Form 700 - FPPC Filers Report

| Agency                          | Last Name         | First Name | Middle Name | Position                          | Filing Type | Due Date   | Filed Date | Method of Filing |
|---------------------------------|-------------------|------------|-------------|-----------------------------------|-------------|------------|------------|------------------|
| Auditor and Controller          | Berke             | Julie      | L.          | Assistant Auditor and Controller  | Annual      | 04/01/2026 | 03/27/2026 | Online           |
| Auditor and Controller          | Drager            | Tracy      | Lynn        | Auditor and Controller            | Annual      | 04/01/2026 | 03/27/2026 | Online           |
| Board of Supervisors-District 1 | Aguirre           | Manuela    | Paloma      | Supervisor                        | Annual      | 04/01/2026 | 04/01/2026 | Online           |
| Board of Supervisors-District 1 | Aguirre           | Manuela    | Paloma      | Supervisor                        | Assuming    | 08/21/2025 | 08/06/2025 | Online           |
| Board of Supervisors-District 2 | Anderson          | Joel       | C           | Supervisor                        | Annual      | 04/01/2026 | 03/05/2026 | Online           |
| Board of Supervisors-District 3 | Lawson-Remer      | Terra      |             | Supervisor                        | Annual      | 04/01/2026 | 03/11/2026 | Online           |
| Board of Supervisors-District 4 | Montgomery Steppe | Monica     |             | Supervisor                        | Annual      | 04/01/2026 | 03/04/2026 | Online           |
| Board of Supervisors-District 5 | Desmond           | James      | Michael     | Supervisor                        | Annual      | 04/01/2026 | 03/27/2026 | Online           |
| Chief Administrative Office/CAO | Bracci            | Joan       | M.          | Chief Financial Officer           | Annual      | 04/01/2026 | 04/02/2026 | Online           |
| Chief Administrative Office/CAO | Shelton           | Ebony      | Nicole      | Chief Administrative Officer      | Annual      | 04/01/2026 | 03/25/2026 | Online           |
| County Counsel                  | Brown             | Dannon M.  |             | County Counsel                    | Assuming    | 02/25/2026 | 03/16/2026 | Online           |
| County Counsel                  | Silva             | Claudia    |             | County Counsel                    | Leaving     | 09/22/2025 | 09/18/2025 | Online           |
| County Counsel                  | Smith             | David J    |             | County Counsel                    | Annual      | 04/01/2026 | 01/26/2026 | Online           |
| County Counsel                  | Smith             | David J    |             | County Counsel                    | Assuming    | 08/25/2025 | 08/18/2025 | Online           |
| County Counsel                  | Smith             | David J    |             | County Counsel                    | Leaving     | 02/25/2026 | 01/26/2026 | Online           |
| District Attorney               | Stephan           | Summer     | S           | District Attorney                 | Annual      | 04/01/2026 | 03/03/2026 | Online           |
| Planning Commission             | Ashman            | Ronald     | Crew        | Planning Commissioner             | Annual      | 04/01/2026 | 03/09/2026 | Online           |
| Planning Commission             | Barnhart          | Douglas    | E           | Planning Commissioner             | Leaving     | 04/03/2025 | 03/17/2025 | Online           |
| Planning Commission             | Calvo             | Yolanda    |             | Planning Commissioner             | Annual      | 04/01/2026 | 03/31/2026 | Online           |
| Planning Commission             | Edwards           | Michael    | McBride     | Planning Commissioner             | Annual      | 04/01/2026 | 03/13/2026 | Online           |
| Planning Commission             | Pallinger         | David      | R           | Planning Commissioner             | Annual      | 04/01/2026 | 05/05/2026 | Online           |
| Planning Commission             | Sabellico         | Kevin      |             | Planning Commissioner             | Annual      | 04/01/2026 | 04/24/2026 | Online           |
| Planning Commission             | Sabellico         | Kevin      |             | Planning Commissioner             | Assuming    | 10/30/2025 | 12/02/2025 | Online           |
| Planning Commission             | Sudberry          | Colton     |             | Planning Commissioner             | Annual      | 04/01/2026 | 03/19/2026 | Online           |
| Planning Commission             | Sudberry          | Colton     |             | Planning Commissioner             | Assuming    | 05/22/2025 | 06/02/2025 | Online           |
| Planning Commission             | Weber             | Molly      |             | Planning Commissioner             | Annual      | 04/01/2026 | 04/21/2026 | Online           |
| Treasurer-Tax Collector         | Cohen             | Larry      |             | Treasurer                         | Assuming    | 12/18/2025 | 12/18/2025 | Online           |
| Treasurer-Tax Collector         | Foley             | Kevin      |             | Investment Officer                | Annual      | 04/01/2026 | 01/30/2026 | Online           |
| Treasurer-Tax Collector         | Gachalian         | Kristine   |             | Investment Analyst                | Annual      | 04/01/2026 | 03/10/2026 | Online           |
| Treasurer-Tax Collector         | Hajjar            | Ramy       |             | Investment Analyst                | Annual      | 04/01/2026 | 03/30/2026 | Online           |
| Treasurer-Tax Collector         | Herrera           | Chris      |             | Chief Deputy Treasurer            | Annual      | 04/01/2026 | 03/30/2026 | Online           |
| Treasurer-Tax Collector         | Kinzly            | Richard    |             | Chief Investment Officer          | Annual      | 04/01/2026 | 03/30/2026 | Online           |
| Treasurer-Tax Collector         | McAlister         | Daniel     | V           | Treasurer                         | Leaving     | 09/02/2025 | 07/29/2025 | Online           |
| Treasurer-Tax Collector         | McManus           | Kevin      |             | Investment Officer                | Annual      | 04/01/2026 | 01/14/2026 | Online           |
| Treasurer-Tax Collector         | Zambrano          | Myrna      |             | Assistant Treasurer-Tax Collector | Annual      | 04/01/2026 | 01/15/2026 | Online           |

2025-2026 Annual Non Filers Report

| Agency/Positions                                                                                                   | Last Name    | First Name | Middle Name | Statement Type | Due Date   |
|--------------------------------------------------------------------------------------------------------------------|--------------|------------|-------------|----------------|------------|
| Albert Einstein Academies - Superintendent Albert Einstein Academies                                               | Suarretta    | David      | Victor      | annual         | 2026-04-01 |
| Alpine Community Planning Group - Board Member                                                                     | Garay        | Roger      |             | annual         | 2026-04-01 |
| Alpine Community Planning Group - Board Member                                                                     | Gould        | Nina       |             | annual         | 2026-04-01 |
| Alpine Community Planning Group - Board Member                                                                     | May          | Angela     |             | annual         | 2026-04-01 |
| County of San Diego Independent Redistricting Commission - Each Member of the Independent Redistricting Commission | Hansen       | Barbara    |             | annual         | 2026-02-12 |
| Cres/Delhesa/Harison Canyon/Granite Hills Community Planning Group - Board Member                                  | Lutz-Parlain | Robert     | Merrill     | annual         | 2026-04-01 |
| Escondido Union School District - Personnel Commission Members                                                     | Magana       | Carlos     |             | annual         | 2026-04-01 |
| Grossmont Union High School District - CBOC-Citizen's Bond Oversight Committee                                     | Hach         | Wayne      | Edward      | annual         | 2026-02-28 |
| High Tech High - Alternate                                                                                         | Alvar        | Jen        |             | annual         | 2026-04-01 |
| Jacumba Community Services District - Manager                                                                      | Gonzalez     | Emilio     | F           | annual         | 2026-04-01 |
| Leon L Williams San Diego County Human Relations Commission - Members of the Board                                 | Nash         | Ellen      |             | annual         | 2026-04-01 |
| MAAC Community Charter School (MCCS) - Members of the Board of Directors                                           | Arias        | Susan      |             | annual         | 2026-04-01 |
| Mountain Empire Unified School District - Governing Board Members                                                  | Paul         | Alex       |             | annual         | 2026-04-01 |
| Old Town Academy K-8 Charter School - All Members of the Board of Trustees                                         | Tyler        | Judy       |             | annual         | 2026-04-01 |
| Old Town Academy K-8 Charter School - All Members of the Board of Trustees                                         | Celentino    | Bridget    |             | annual         | 2026-04-01 |
| Old Town Academy K-8 Charter School - Office Manager                                                               | Dowell       | Melody     |             | annual         | 2026-04-01 |
| Old Town Academy K-8 Charter School - President (Board Chair serves as President of the School)                    | Hosseiny     | Mariam     |             | annual         | 2026-04-01 |
| Ranona Unified School District - Buyer                                                                             | Fitzpatrick  | Doris      |             | annual         | 2026-04-01 |
| Rancho Santa Fe School District - Members of the Board                                                             | Vinci        | Kerry      |             | annual         | 2026-04-01 |

| Agency/Positions                                                                                            | Last Name          | First Name | Middle Name | Statement Type | Due Date   |
|-------------------------------------------------------------------------------------------------------------|--------------------|------------|-------------|----------------|------------|
| Rincon Del Diablo Municipal Water District - Directors                                                      | Murland            | James      | B           | annual         | 2026-04-01 |
| Rincon Ranch Community Services District - Members of the Board of Directors                                | Puck               | R.         | Laurence    | annual         | 2026-04-01 |
| San Diego Association of Governments (SANDAG) - Consultant - Financial Management Advisor                   | Wilfohn            | Dave       |             | annual         | 2026-04-01 |
| San Diego Association of Governments (SANDAG) - Consultant - Project Oversight                              | Collins            | Jon        |             | annual         | 2026-04-01 |
| San Diego Association of Governments (SANDAG) - Consultant - Project Oversight                              | Joseph             | Stella     |             | annual         | 2026-04-01 |
| San Diego Association of Governments (SANDAG) - Consultant - Project Oversight                              | McColl             | Patricia   |             | annual         | 2026-04-01 |
| San Diego Association of Governments (SANDAG) - Consultant - Project Oversight                              | Monroe             | Tim        |             | annual         | 2026-04-01 |
| San Diego Association of Governments (SANDAG) - Consultant - Project Oversight                              | Wise               | Jacqueline |             | annual         | 2026-04-01 |
| San Diego Association of Governments (SANDAG) - Mbr/Al/Adv Mbr of Brd of Dir/Policy Adv/Decision-Making Grp | Federico Mondragon | Ariana     |             | annual         | 2026-04-01 |
| San Diego Association of Governments (SANDAG) - Mbr/Al/Adv Mbr of Brd of Dir/Policy Adv/Decision-Making Grp | Schauble           | Jonellian  |             | annual         | 2026-04-01 |
| San Diego Association of Governments (SANDAG) - Mbr/Al/Adv Mbr of Brd of Dir/Policy Adv/Decision-Making Grp | Bridges            | Jasmine    |             | annual         | 2026-04-01 |
| San Diego Association of Governments (SANDAG) - Mbr/Al/Adv Mbr of Brd of Dir/Policy Adv/Decision-Making Grp | Corley             | Desmond    |             | annual         | 2026-04-01 |
| San Diego Association of Governments (SANDAG) - Mbr/Al/Adv Mbr of Brd of Dir/Policy Adv/Decision-Making Grp | Donn               | Stan       |             | annual         | 2026-04-01 |
| San Diego Association of Governments (SANDAG) - Mbr/Al/Adv Mbr of Brd of Dir/Policy Adv/Decision-Making Grp | Hernandez          | Beleen     |             | annual         | 2026-04-01 |
| San Diego Association of Governments (SANDAG) - Mbr/Al/Adv Mbr of Brd of Dir/Policy Adv/Decision-Making Grp | Holden             | Mike       |             | annual         | 2026-04-01 |
| San Diego Association of Governments (SANDAG) - Mbr/Al/Adv Mbr of Brd of Dir/Policy Adv/Decision-Making Grp | Laiq               | Muska      |             | annual         | 2026-04-01 |
| San Diego Association of Governments (SANDAG) - Mbr/Al/Adv Mbr of Brd of Dir/Policy Adv/Decision-Making Grp | Madera             | Sergio     |             | annual         | 2026-04-01 |
| San Diego Association of Governments (SANDAG) - Mbr/Al/Adv Mbr of Brd of Dir/Policy Adv/Decision-Making Grp | Nichlass           | Matt       |             | annual         | 2026-04-01 |
| San Diego Association of Governments (SANDAG) - Mbr/Al/Adv Mbr of Brd of Dir/Policy Adv/Decision-Making Grp | Romero             | Oscar      |             | annual         | 2026-04-01 |
| San Diego Association of Governments (SANDAG) - Mbr/Al/Adv Mbr of Brd of Dir/Policy Adv/Decision-Making Grp | Tavares            | Tony       |             | annual         | 2026-04-01 |

| Agency/Positions                                                                                                | Last Name       | First Name | Middle Name | Statement Type | Due Date   |
|-----------------------------------------------------------------------------------------------------------------|-----------------|------------|-------------|----------------|------------|
| San Diego Association of Governments (SANDAG) - Mbr/Adv Mbr of Bd of Dir/Policy Adv/Decision-Making Grp         | Williams        | Craig      |             | annual         | 2026-04-01 |
| San Diego Workforce Partnership - Workforce Development Board Members                                           | Johnson         | Brisa      |             | annual         | 2026-04-01 |
| Southwestern Community College District - Associate Regional Director Small Business Development Center Network | Weisinger       | Bharna     |             | annual         | 2026-04-01 |
| Southwestern Community College District - Dean, Enrollment Services                                             | Cruz            | Octavio    |             | annual         | 2026-04-01 |
| Southwestern Community College District - Director, Outreach and Dual Enrollment                                | Pacheco Fonseca | Jocelyn    |             | annual         | 2026-04-01 |
| Southwestern Community College District - Governing Board Members                                               | Soto            | Corina     |             | annual         | 2026-04-01 |

2025-2026 Leaving Office Non-Filers Report

| Agency/Positions                                                                                                   | Last Name  | First Name | Middle Name | Statement Type | Filing Year | Due Date   |
|--------------------------------------------------------------------------------------------------------------------|------------|------------|-------------|----------------|-------------|------------|
| Baypoint Preparatory Academy - Members of the Board of Directors                                                   | Linjoco    | Nathan     |             | leaving office | 2024        | 2025-07-30 |
| County of San Diego Independent Redistricting Commission - Each Member of the Independent Redistricting Commission | Hansen     | Barbara    |             | leaving office | 2025        | 2026-02-12 |
| Fallbrook Union Elementary School District - Principal                                                             | Raney      | Anca       |             | leaving office | 2024        | 2025-07-12 |
| Grossmont Union High School District - CBOC-Citizen's Bond Oversight Committee                                     | Hatch      | Wayne      | Edward      | leaving office | 2025        | 2026-02-28 |
| Keller Leadership Academy - Members of the Board of Directors                                                      | Korgan     | Christos   |             | leaving office | 2024        | 2025-10-21 |
| King-Chavez Academy of Excellence Inc - Members of the Board of Directors                                          | Arnold     | Joseph     |             | leaving office | 2024        | 2026-01-09 |
| Old Town Academy K-8 Charter School - All Members of the Board of Trustees                                         | Quezada    | Reyes      |             | leaving office | 2024        | 2025-07-30 |
| San Diego Association of Governments (SANDAG) - Consultant - Project Oversight                                     | Martinez   | Ramon      |             | leaving office | 2024        | 2026-01-30 |
| San Diego Association of Governments (SANDAG) - Information Systems Specialist (I, II, III)                        | Graff      | Dylan      |             | leaving office | 2024        | 2025-09-14 |
| San Diego Association of Governments (SANDAG) - Mbr/Adv Mbr of Bd of Dir/Policy Adv/Decision-Making Grp            | Goldberg   | Daniel     | Harris      | leaving office | 2024        | 2026-01-17 |
| San Diego Association of Governments (SANDAG) - Mbr/Adv Mbr of Bd of Dir/Policy Adv/Decision-Making Grp            | Olascoaga  | Rosa       |             | leaving office | 2024        | 2025-10-25 |
| San Diego Association of Governments (SANDAG) - Mbr/Adv Mbr of Bd of Dir/Policy Adv/Decision-Making Grp            | Ortiz      | Gregorio   |             | leaving office | 2024        | 2025-09-14 |
| San Diego Association of Governments (SANDAG) - Mbr/Adv Mbr of Bd of Dir/Policy Adv/Decision-Making Grp            | Pereira    | Melina     |             | leaving office | 2024        | 2026-01-15 |
| San Diego Association of Governments (SANDAG) - Mbr/Adv Mbr of Bd of Dir/Policy Adv/Decision-Making Grp            | Persons    | Katherine  |             | leaving office | 2024        | 2025-10-05 |
| Theresa Hassling Charter School Project - Members of THCSP Board of Directors                                      | Kohmescher | Tabitha    |             | leaving office | 2024        | 2025-07-30 |

**2025-2026 Assuming Office Non-Filers Report**

| Agency/Positions                                               | Last Name | First Name | Statement Type  | Filing Year | Due Date   |
|----------------------------------------------------------------|-----------|------------|-----------------|-------------|------------|
| Escondido Union School District - Personnel Commission Members | Magana    | Carlos     | assuming office | 2024        | 2025-05-01 |



COSD CLERK OF THE BOARD  
2026 MAY 7 PM2:52

## TWIN OAKS VALLEY COMMUNITY SPONSOR GROUP VACANCY NOTICE

This notice is to announce that a vacancy has occurred on the Twin Oaks Valley Community Sponsor Group (CSG) for Seats #2 & 6 of the 7 member group. The County's BOARD OF SUPERVISORS makes this appointment.

You may refer to the Roster of Boards, Commissions and Committees on the County's website at [www.sandiegocounty.gov/cob/](http://www.sandiegocounty.gov/cob/) for information about this Committee. Vacancies for this Sponsor Group are filled in compliance with Policy I-1 of the Board of Supervisors. The Community Sponsor Group may make a recommendation to the Board of Supervisors, who can then appoint the interested, qualified community member.

Those wishing to apply to become a member of the CSG are requested to inform the group's Chairperson, Sandra Farrell via email: [tovcsg.chair@gmail.com](mailto:tovcsg.chair@gmail.com) of their desire to serve. They shall then present themselves in person to the group at a CSG meeting to inform the group in a five-minute presentation of their credentials and their desire to serve.

Community Sponsor Group applicants must reside in or own property located within the Sponsor Group area to be eligible for appointment to the group. Candidates must provide a completed application, be at least 18 years of age, be registered to vote in the area they wish to represent, and disclose any financial interest in real estate or business in the Community Sponsor Group area other than their home (if any). The Standing Rules as they presently exist will be observed in these procedures.

cc: \_\_\_\_\_ Group Chairperson  
\_\_\_\_\_ County Supervisor's Office  
\_\_\_\_\_ Posted Copy – [BCC@sdcounty.ca.gov](mailto:BCC@sdcounty.ca.gov)  
\_\_\_\_\_ Planning & Development Services – [CommunityGroups.LUEG@sdcounty.ca.gov](mailto:CommunityGroups.LUEG@sdcounty.ca.gov)



COSD CLERK OF THE BOARD  
2026 MAY 15 AM 11:53

DAHVIA LYNCH  
DEPUTY CHIEF  
ADMINISTRATIVE OFFICER

LAND USE AND ENVIRONMENT GROUP  
1600 PACIFIC HIGHWAY, ROOM 212, SAN DIEGO, CALIFORNIA 92101-2422  
(619) 595-4633

May 15, 2026

TO: Supervisor Terra Lawson-Remer, Chair  
Supervisor Monica Montgomery Steppe, Vice Chair  
Supervisor Paloma Aguirre, Chair Pro Tem  
Supervisor Joel Anderson  
Supervisor Jim Desmond

FROM: Dahvia Lynch, Deputy Chief Administrative Officer

**REPORT BACK ON FOOD ACCESS COMPONENTS OF THE SAFETY NET BRIDGE PROGRAM, IMPLEMENTATION PLAN AND COST ESTIMATES**

Under new federal and State rules, significant portions of the region's population will face reduced or lost food and medical benefits, creating a growing gap in access to essential services for some of San Diego County's most vulnerable communities. On November 4, 2025 (12), the San Diego County Board of Supervisors (Board) approved the Safety Net Bridge Program and directed staff to explore no-cost primary care services co-located with social services, same-day access to prescription medication at no cost, and same-day access to fresh food to address anticipated service gaps resulting from barriers created by shifts in federal and State policy.

Subsequently, on March 24, 2026 (27), the Board authorized the Chief Administrative Officer (CAO), to develop an implementation plan for a pilot in one or more Zip Codes identified as high-need areas where Medi-Cal disenrollment is most likely, and to return within 180 days for any authorization and appropriations needed for pilot implementation. As part of the same action, the Board also directed the CAO to report back within 45 days on implementation plans and cost estimates for the food access component of the Safety Net Bridge Program. This memorandum serves as the report back in response to the Board's direction specific to the food access options for Board consideration.

In response to the Board's direction from November 4, 2025 (12) and March 24, 2026 (27), implementation of the food access component will prioritize communities with high-need and significant population density in alignment with the medical services component of the program. Concurrently, County staff are developing an implementation plan to pilot the medical services component of the Safety Net Bridge Program and will return to the Board in September 2026.

The seven food access options presented in this memorandum account for community-identified priorities from the Board-directed Food Justice Community Action Plan (FJCAP), which County of San Diego (County) staff have been working on in partnership with food system stakeholders. FJCAP was directed by the Board on June 4, 2024 (12) to identify near term

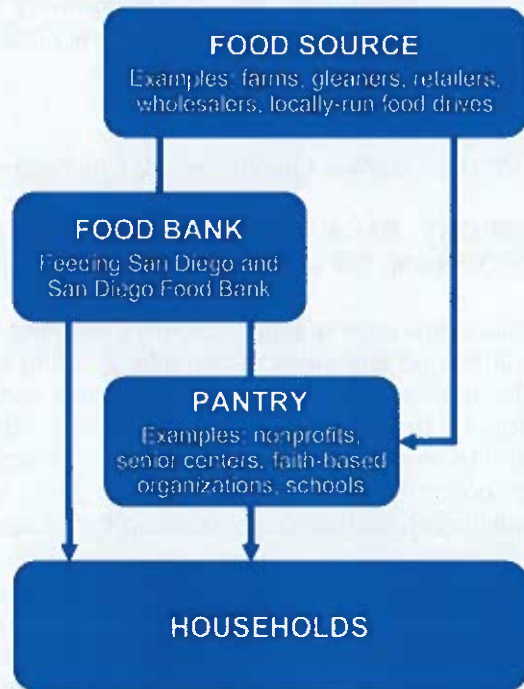
actions the County could take to improve food access, reduce food insecurity, and strengthen collaboration with community partners. The Board subsequently directed County staff to implement 11 FJCAP actions on December 11, 2024 (11), two of which directly align with the Safety Net Bridge Program:

- Support edible food recovery by identifying funding for edible food recovery transportation networks and other infrastructure support such as cold storage, to increase food recovery capacity in the region and comply with Senate Bill 1383.
- Explore and develop strategies to support and build capacity of existing food hubs and incubators.

### FOOD ACCESS ECOSYSTEM

Food in the San Diego region is accessed through three main channels: retail, charitable feeding operations, and government programs. For example, food accessed through retail includes grocery stores and farmers markets, and food accessed through government programs includes CalFresh, school/senior meal programs, and Mas Fresco Plus. See the simplified diagram on the right of food distribution via charitable feeding operations.

There is a robust and dedicated network of charitable feeding operations across the San Diego region. This is largely advanced by the leadership of the region's two food banks: Jacobs & Cushman San Diego Food Bank and Feeding San Diego. Each food bank has funding, infrastructure, and operations for sourcing and distributing food, and plays a critical role in feeding households across the San Diego region. The food banks serve as central distribution hubs and have a network of hundreds of pantries and thousands of volunteers that directly distribute the food in their communities.



For the purposes of this memorandum, select food distribution components are defined as follows:

- **Food Bank:** An organization that solicits, stores, and distributes food. Food banks partner with and provide logistical support (e.g., safe food handling, storage, transportation, staffing, etc.) to other organizations, such as pantries, to ensure a flow of food throughout the communities they serve.
- **Pantry:** Feeding organizations of various sizes and scope that provide food directly to households, ranging from small volunteer-run operations that collect and distribute non-perishable items, to large staffed organizations that may collect and distribute all kinds of food and may also prepare and serve (or deliver) meals. Pantries in the region may or may not have a partnership with food banks. Pantries may also conduct their own food drives and receive donations directly from donors in their communities, such as individuals, gleaners, supermarkets, and restaurants. Examples of pantries include nonprofit or volunteer-run organizations, senior centers, faith-based organizations, and schools.

- **Gleaner:** An entity that collects excess fresh food from farms, gardens, farmers markets, grocers, restaurants, or any other source for the purpose of providing it to households in need. Gleaners provide an important service to would-be donors who may not have the means (e.g., labor and/or transportation) or an established relationship with a food bank or pantry to donate their excess produce. Gleaners are also important to food banks and pantries who benefit from the donation of local produce and other wholesome and nutritious food items, which otherwise may have gone to waste.

### **FOOD ACCESS OPTIONS**

County staff developed seven options based on the role the County currently fills in regional food access, through community input, and based on the existing regional food distribution network and infrastructure. These options offer a balance of immediate impact for households in need and longer-term capacity building to supplement existing infrastructure. Three options propose establishing and expanding partner food distribution events at County facilities; two options propose one-time financial resources for partner equipment purchases (i.e., cold storage containers and refrigerated vehicles); and two options propose longer-term pathways for new food aggregation and distribution infrastructure.

Board direction and identification of funding would be required for all seven options. In addition, Options 1-5 and 7 include funding allocation to offset partner implementation costs that could be provided through one or more grant agreements and/or Memoranda of Agreement (MOA). This would require additional County staff time to administer, manage, monitor, and review reporting on an ongoing basis. County overhead cost per agreement is estimated to be approximately \$24,000, depending on the complexity of the agreement (may combine funding allocation related to multiple options) and is in addition to the Estimated County Staff Cost indicated for each option.

The tables within this memorandum provide an overview of each option. Note the “\*” denotes costs that excludes County overhead cost for one or more grant agreement and/or MOA. Please see memo Attachments A-C for proposed implementation details and additional considerations.

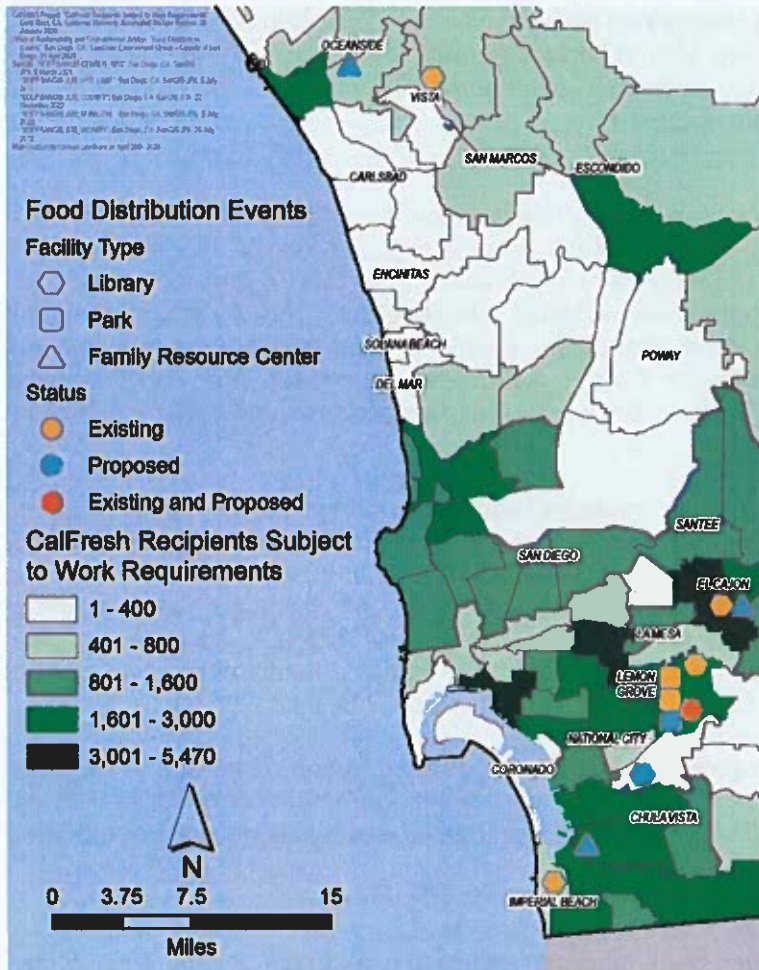
#### **Options 1-3: Partner Food Distribution Events at County Facilities**

These options use County facilities such as Library Branches, Community Centers, and Family Resource Centers as host sites for food bank- or pantry-led food distribution events. The County would provide the location, limited facility logistical staff support, and one-time funding to partners through a grant agreement or MOA to offset their implementation costs. The locations do not represent a comprehensive list of potential sites but include County facilities that already have existing partnerships, have hosted food distribution events, and have appropriate layout and space to accommodate expanded or new food distribution events.

The map below highlights locations in high-need areas established in the Safety Net Bridge Report, with an underlay of the areas in the region most impacted by CalFresh program changes due to shifts in federal policy.

- Existing: locations where food distribution events are currently taking place
- Proposed: locations where new food distribution events are being proposed
- Existing and Proposed: locations where food distribution events already exist and additional events are being proposed

Additional potential County facility host sites for food bank or pantry led distribution events will be shared in an upcoming memorandum to the Board this Fall as part of the Food Justice Community Action Plan update.



|                                                                                                                |                                                                                                                                 |
|----------------------------------------------------------------------------------------------------------------|---------------------------------------------------------------------------------------------------------------------------------|
| <b>Option 1: Events at County Library Branches</b>                                                             |                                                                                                                                 |
| Expand food distribution at selected County Library Branches in partnership with food bank(s) and/or pantries. |                                                                                                                                 |
| <b>Locations</b>                                                                                               | Spring Valley Branch, Bonita Branch                                                                                             |
| <b>Estimated Total Cost*</b>                                                                                   | \$166,656 – \$229,776 for 48 events                                                                                             |
| <b>Estimated Total Cost Per Event*</b>                                                                         | • \$3,412 – \$4,727 per Year-Round Mobile Pantry event at existing location: Spring Valley (\$81,888 – \$113,448 for 24 events) |
|                                                                                                                | • \$3,532 – \$4,847 per Year-Round Mobile Pantry event at new location: Bonita (\$84,768– \$116,328 for 24 events)              |

|                                       |                                                                                                                                                                                                                                                                                                                                                                                                                                                                                                                                                          |
|---------------------------------------|----------------------------------------------------------------------------------------------------------------------------------------------------------------------------------------------------------------------------------------------------------------------------------------------------------------------------------------------------------------------------------------------------------------------------------------------------------------------------------------------------------------------------------------------------------|
| Estimated County Staff Cost*          | <ul style="list-style-type: none"> <li>• \$632 for 1 staff at 6 hours per event (\$30,336 for 48 year-round distribution events)</li> <li>• If Board directed: \$1,315 for 3 staff at 4 hours per event to provide households with additional resources and information about related County and partner programs including direct assistance with Medi-Cal and CalFresh enrollment</li> </ul>                                                                                                                                                           |
| Estimated County Facility Cost        | <p>\$130 - \$250 per event</p> <ul style="list-style-type: none"> <li>• Expanding programs at existing location (Spring Valley)           <ul style="list-style-type: none"> <li>• Utilities: \$100</li> <li>• Waste management: \$30</li> <li>• Maintenance: \$0 (funded through other programs at existing locations)</li> </ul> </li> <li>• Establishing programs at new location (Bonita)           <ul style="list-style-type: none"> <li>• Utilities: \$100</li> <li>• Waste management: \$30</li> <li>• Maintenance: \$120</li> </ul> </li> </ul> |
| Estimated Partner Implementation Cost | <p><i>Note: Event cost estimates based on maximizing recovered food sources</i></p> <ul style="list-style-type: none"> <li>• \$2,650 per Year-Round Mobile Pantry event for 100 households (\$127,200 for 48 Year-Round Mobile Pantry food distribution events)</li> </ul>                                                                                                                                                                                                                                                                               |
| Considerations                        | <ul style="list-style-type: none"> <li>• Strengths: Minimal staffing; no capital investment; maintains normal operations; leverages partner expertise; scalable</li> <li>• Limitations: Dependent on partner capacity; limited by facility size and parking; displaces other space uses; impacts maintenance and scheduling</li> </ul>                                                                                                                                                                                                                   |

\* Excludes County overhead cost for one or more grant agreement and/or MOA.

|                                                                                                                                  |                                                                                                                                                                                                                                                                                                                                                                                |
|----------------------------------------------------------------------------------------------------------------------------------|--------------------------------------------------------------------------------------------------------------------------------------------------------------------------------------------------------------------------------------------------------------------------------------------------------------------------------------------------------------------------------|
| <b>Option 2: Events at County Parks</b>                                                                                          |                                                                                                                                                                                                                                                                                                                                                                                |
| Establish food distribution at selected Parks and Recreation Community Centers in partnership with food bank(s) and/or pantries. |                                                                                                                                                                                                                                                                                                                                                                                |
| Location                                                                                                                         | Spring Valley Community Center                                                                                                                                                                                                                                                                                                                                                 |
| Estimated Total Cost*                                                                                                            | \$66,816– \$98,376 for 24 events                                                                                                                                                                                                                                                                                                                                               |
| Estimated Total Cost Per Event*                                                                                                  | \$2,784 – \$4,099 per Year-Round Food Distribution event (weekdays only)                                                                                                                                                                                                                                                                                                       |
| Estimated County Staff Cost*                                                                                                     | <ul style="list-style-type: none"> <li>• \$134 for 1 park attendant at 6 hours per event (\$3,216 for 24 events)</li> <li>• If Board directed: \$1,315 for 3 staff at 4 hours per event to provide households with additional resources and information about related County and partner programs including direct assistance with Medi-Cal and CalFresh enrollment</li> </ul> |
| Estimated County Facility Cost                                                                                                   | Reservation fees for use of the facility would not apply to County sponsored food distribution events taking place on weekdays during normal hours of operation                                                                                                                                                                                                                |
| Estimated Partner                                                                                                                | <p><i>Note: Event cost estimates based on maximizing recovered food sources</i></p> <ul style="list-style-type: none"> <li>• \$2,650 per Year-round Mobile Pantry event for 100 households (\$63,600 for</li> </ul>                                                                                                                                                            |

|                     |                                                                                                                                                                                                                                                                                                                                                                                     |
|---------------------|-------------------------------------------------------------------------------------------------------------------------------------------------------------------------------------------------------------------------------------------------------------------------------------------------------------------------------------------------------------------------------------|
| Implementation Cost | 24 Year-Round Mobile Pantry food distribution events)                                                                                                                                                                                                                                                                                                                               |
| Considerations      | <ul style="list-style-type: none"> <li>• Strengths: Minimal staffing; no capital investment; maintains normal operations; leverages partner expertise; returns food programming to former meal program sites</li> <li>• Limitations: Dependent on partner capacity; limited by facility size and parking; displaces other space uses; impacts maintenance and scheduling</li> </ul> |

\* Excludes County overhead cost for one or more grant agreement and/or MOA.

|                                                                                                                            |                                                                                                                                                                                                                                                                                                                                                 |
|----------------------------------------------------------------------------------------------------------------------------|-------------------------------------------------------------------------------------------------------------------------------------------------------------------------------------------------------------------------------------------------------------------------------------------------------------------------------------------------|
| <b>Option 3: Events at Family Resource Centers</b>                                                                         |                                                                                                                                                                                                                                                                                                                                                 |
| Establish food distribution at selected Family Resource Center locations in partnership with food bank(s) and/or pantries. |                                                                                                                                                                                                                                                                                                                                                 |
| Locations                                                                                                                  | Chula Vista, El Cajon, North Coastal                                                                                                                                                                                                                                                                                                            |
| Estimated Total Cost*                                                                                                      | \$149,544 – 196,884 for 36 events                                                                                                                                                                                                                                                                                                               |
| Estimated Total Cost*                                                                                                      | \$4,154 – \$5,469 per event                                                                                                                                                                                                                                                                                                                     |
| Estimated County Staff Cost*                                                                                               | <ul style="list-style-type: none"> <li>• \$1,504 for 4 staff at 4 hours per event</li> <li>• If Board directed: \$1,315 for 3 staff at 4 hours per event to provide households with additional resources and information about related County and partner programs including direct assistance with Medi-Cal and CalFresh enrollment</li> </ul> |
| Estimated County Facility Cost                                                                                             | N/A                                                                                                                                                                                                                                                                                                                                             |
| Estimated Partner Implementation Cost                                                                                      | <p><i>Note: Event cost estimates based on maximizing recovered food sources</i></p> <ul style="list-style-type: none"> <li>• \$2,650 per Year-round Mobile Pantry event for 100 households</li> </ul>                                                                                                                                           |
| Considerations                                                                                                             | <ul style="list-style-type: none"> <li>• Strengths: Aligns with CalFresh outreach; high accessibility for existing clients; no capital investment; maintains normal operations; leverages partner expertise</li> <li>• Limitations: Dependent on partner capacity; limited parking; requires cross-department coordination</li> </ul>           |

\* Excludes County overhead cost for one or more grant agreement and/or MOA.

**Options 4-5: One-Time Financial Support for Partner Equipment: Cold Storage Containers & Refrigerated Vehicles (see Attachment B)**

These options provide one-time funding to selected partners through a grant agreement or MOA for the purchase and short-term operation of a cold storage container or refrigerated vehicle.

|                                                                                                                                                                                |                                                                                                                                                                                                                                                                                                                                       |
|--------------------------------------------------------------------------------------------------------------------------------------------------------------------------------|---------------------------------------------------------------------------------------------------------------------------------------------------------------------------------------------------------------------------------------------------------------------------------------------------------------------------------------|
| <b>Option 4: Cold Storage Container</b><br>Allocate funding to the food banks to directly purchase or lease a cold storage container for their facility and/or their pantries. |                                                                                                                                                                                                                                                                                                                                       |
| Estimated Total Cost*                                                                                                                                                          | \$98,500 - \$362,000 per cold storage unit                                                                                                                                                                                                                                                                                            |
| Estimated County Staff Cost*                                                                                                                                                   | N/A                                                                                                                                                                                                                                                                                                                                   |
| Estimated County Facility Cost                                                                                                                                                 | N/A                                                                                                                                                                                                                                                                                                                                   |
| Estimated Partner Implementation Cost                                                                                                                                          | \$98,500 – \$362,000 <ul style="list-style-type: none"> <li>• Container: \$8,500 - \$134,000</li> <li>• Site readiness: \$80,000 - \$218,000 (e.g., electrical upgrades, concrete pad, shading, delivery and installation, supplemental features)</li> <li>• One-time funding to offset partner operational cost: \$10,000</li> </ul> |
| Considerations                                                                                                                                                                 | <ul style="list-style-type: none"> <li>• Strengths: Increases capacity; leverages existing networks; provides food banks direct control of container; scalable</li> <li>• Limitations: Ongoing operations and maintenance costs borne by partners; dependent on partner staffing capacity</li> </ul>                                  |

\* Excludes County overhead cost for one or more grant agreement and/or MOA.

|                                                                                                                                                               |                                                                                                                                                                                                                                                                                            |
|---------------------------------------------------------------------------------------------------------------------------------------------------------------|--------------------------------------------------------------------------------------------------------------------------------------------------------------------------------------------------------------------------------------------------------------------------------------------|
| <b>Option 5: Refrigerated Vehicle</b><br>Allocate funding to the food banks to purchase or lease a refrigerated vehicle for their operations and/or pantries. |                                                                                                                                                                                                                                                                                            |
| Estimated Total Cost*                                                                                                                                         | \$41,000 - \$125,000 per refrigerated vehicle                                                                                                                                                                                                                                              |
| Estimated County Staff Cost*                                                                                                                                  | N/A                                                                                                                                                                                                                                                                                        |
| Estimated Partner Implementation Cost                                                                                                                         | \$41,000 - \$125,000 <ul style="list-style-type: none"> <li>• Vehicle: \$36,000 - \$120,000</li> <li>• One-time funding to offset partner operational cost: \$5,000</li> </ul>                                                                                                             |
| Considerations                                                                                                                                                | <ul style="list-style-type: none"> <li>• Strengths: Leverages optimized routes; avoids adding to County fleet; provides food banks direct control of vehicle; scalable</li> <li>• Limitations: Ongoing operations and maintenance costs borne by partners; fuel cost volatility</li> </ul> |

\* Excludes County overhead cost for one or more grant agreement and/or MOA.

**Options 6-7: New Food Aggregation and Distribution Infrastructure (see Attachment C)**

These options include either onboarding a Temporary Expert Professional or provide one-time funding to selected partners through a grant agreement or MOA to expand vendor and distributor relationships, increase physical infrastructure for aggregation and distribution of local food, and coordinate and organize funding through public-private partnerships.

|                                                                                                                                           |                                                                                                                                                                                                                                                                                                                                                                                              |
|-------------------------------------------------------------------------------------------------------------------------------------------|----------------------------------------------------------------------------------------------------------------------------------------------------------------------------------------------------------------------------------------------------------------------------------------------------------------------------------------------------------------------------------------------|
| <b>Option 6: Regional Food System Infrastructure - County Temporary Expert Professional for Program Development</b>                       |                                                                                                                                                                                                                                                                                                                                                                                              |
| Hire a Temporary Expert Professional to design, develop, and pilot partnerships for new food aggregation and distribution infrastructure. |                                                                                                                                                                                                                                                                                                                                                                                              |
| Estimated Total Cost                                                                                                                      | \$156,000 - \$221,000 for TEP                                                                                                                                                                                                                                                                                                                                                                |
| Estimated County Staff Cost                                                                                                               | <p>\$156,000 - \$221,000 for one TEP for one year</p> <ul style="list-style-type: none"> <li>Note that this position would be full-time and includes some benefits</li> <li>Per the TEP classification, the hourly range is \$16.90/hr - \$156.75/hr. Proposing a salary range of \$60/hr - \$85/hr, which is competitive and equitable for the subject matter expertise required</li> </ul> |
| Considerations                                                                                                                            | <ul style="list-style-type: none"> <li>Strengths: Builds internal capacity; flexible role; enhances funding identification; supports long-term sustainability</li> <li>Limitations: Limited-term assignment; requires upfront planning before expansion of physical infrastructure; no immediate food access provided</li> </ul>                                                             |

\* Excludes County overhead cost for one or more grant agreement and/or MOA.

|                                                                                                                                                            |                                                                                                                                                                                                                                        |
|------------------------------------------------------------------------------------------------------------------------------------------------------------|----------------------------------------------------------------------------------------------------------------------------------------------------------------------------------------------------------------------------------------|
| <b>Option 7: Regional Food System Infrastructure - One-time Financial Support for Partner Program Development</b>                                          |                                                                                                                                                                                                                                        |
| Allocate funding to regional food system organization to design, develop, and pilot partnerships for new food aggregation and distribution infrastructure. |                                                                                                                                                                                                                                        |
| Estimated Total Cost*                                                                                                                                      | Up to \$280,000 for design and development                                                                                                                                                                                             |
| Estimated County Staff Cost*                                                                                                                               | If Board directed: \$20,000 - \$30,000 for 1 staff at 15% per year for County involvement in design and development stage                                                                                                              |
| Estimated Partner Implementation Cost                                                                                                                      | \$250,000 (one-time seed funding provided by the County)                                                                                                                                                                               |
| Considerations                                                                                                                                             | <ul style="list-style-type: none"> <li>Strengths: Builds regional capacity and increases visibility for third-party organization; supports long-term sustainability</li> <li>Limitations: No immediate food access provided</li> </ul> |

\* Excludes County overhead cost for one or more grant agreement and/or MOA.

### **Other Options Explored, But Not Advanced**

Additional options were explored collaboratively; however, they are not recommended for near-term implementation due to extended timelines and significant investments involved. With further analysis, these approaches may still offer value as longer-term or supplemental strategies. Each option is summarized below and in the Attachments.

#### *Retrofit Underutilized County Vehicles*

Vans and heavy-duty box trucks are the most desirable vehicle types to bridge the need for food transportation. County best practices encourage fleet reduction for underutilized vehicles, and Board Policy H-1: *Fleet Management Internal Service Fund* requires such evaluation for standard light-duty vehicles, which make up the majority of underutilized vehicles and include vans. However, no vans or heavy-duty vehicles in the County fleet are currently deemed to be underutilized. Refrigeration retrofits typically necessitate significant modifications and specialized expertise that may not be readily available and could also have potential warranty impacts – especially for vans. In addition, this option includes administrative activities that further prolong the overall timeline and therefore undermine the potential to quickly increase food distribution to people in need, such as identification of vehicle(s) to remove from County fleet, procurement of retrofit services, and development of agreements. This option was removed from consideration given the lack of inventory and implementation constraints.

#### *Retrofit County Facilities – Commercial Kitchens*

Several County facilities in proximity to areas with an increasing need for food access and distribution have existing commercial kitchens that are not currently in use. Retrofitting kitchens, such as those at Fallbrook and Lakeside Community Centers, would require resources and facility improvements before the spaces could be made functional for cold food storage or other activities to support charitable feeding operations. Although activating these dormant assets could offer long term value for County owned properties and reduce the need for acquiring cold storage containers, the scope of deferred maintenance, combined with potential impacts on facility operations and existing revenue generating rentals or reservations and significant administrative oversight, makes this approach impractical for immediate implementation.

#### *Install Cold Storage Containers at County Facilities*

Many County-owned sites have open areas or parking lots where it could appear plausible to install a cold storage container. However, this would require additional site analysis to determine if these locations require upgrades or modifications to meet baseline functional requirements. Cold storage containers require adequate electrical capacity and back-up generation, a stable and level foundation (i.e., concrete pad), supporting infrastructure such as fencing and lighting, secure and controlled access, and sufficient and accessible clearances for staging, delivery, and operations. Purchasing and/or leasing and maintaining cold storage containers at a County facility for use by a food bank and/or pantry was determined infeasible due to relative high cost, delays due to site conditions and preparation, and impacts to core programs and services.

### **NEXT STEPS**

Program implementation will depend on Board direction and available funding. If the Board directs implementation of any proposed option, there would be additional staff, one-time, and ongoing costs to implement the options, and funding is not included in the Fiscal Year 2025-26 Operational Plan or Fiscal Year 2026-27 Proposed Operational Plan, nor is a funding source identified. County

departments will continue to look for outside funding sources, such as grants, pending Board direction on program implementation. New costs associated with implementing an option may include one-time and ongoing resource needs, such as staff to administer and monitor agreements with partner organizations (e.g., proper coordination, execution, and oversight including managing resource needs, tracking activities, and providing unified and accurate reporting) beginning in the fiscal year identified. Funding options may include the reallocation of existing resources within the department or organization. As all options would require an agreement and/or MOA with a partner organization to be established, implementation of the options is also dependent on finalization of agreements.

Each proposed option would be overseen and implemented by different departments and the County's Food System Initiative (FSI) would serve as the mechanism for those departments to provide regular updates and data. FSI is an internal working group to promote interdepartmental coordination, develop partnerships and programs to strengthen the food system, and ensure ongoing integration of food system activities throughout the County organization.

If there are any question or additional information that may be needed, please feel free to contact me by phone at (619) 415-9598 or email at [Dahvia.Lynch@sdcounty.ca.gov](mailto:Dahvia.Lynch@sdcounty.ca.gov).

Respectfully,



DAHVIA LYNCH  
Deputy Chief Administrative Officer

CC: Ebony N. Shelton, Chief Administrative Officer  
Joan Bracci, Assistant Chief Administrative Officer/Chief Financial Officer  
Brian Albright, Deputy Chief Administrative Officer, Finance and General Government Group  
Elizabeth Hernandez, Deputy Chief Administrative Officer, Health and Human Services Agency  
Andrew Strong, Deputy Chief Administrative Officers, Public Safety Group  
Andrew Potter, Clerk of the Board of Supervisors

Attachment A – Partner Food Distribution Events at County Facilities

Attachment B – One-Time Financial Support for Partner Equipment - Cold Storage Containers  
and Refrigerated Vehicles

Attachment C – New Food Aggregation and Distribution Infrastructure

## ATTACHMENT A: PARTNER FOOD DISTRIBUTION EVENTS AT COUNTY FACILITIES | OPTIONS 1-3

County facilities serve as trusted community hubs where food distribution events are actively taking place in partnership with feeding organizations. Implementing and sustaining these programs require coordination across County departments and community partners, as well as staff capacity to support program planning, outreach, and logistics, all while balancing the implementation of core programs and day-to-day operations.

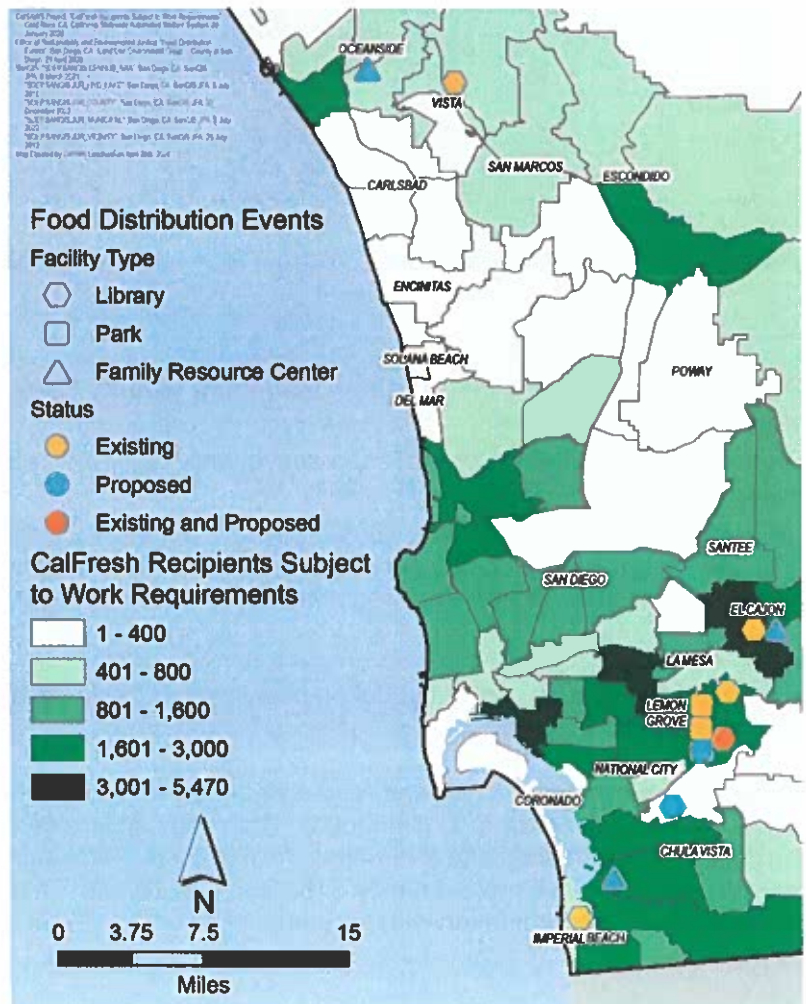
To minimize impacts on County operations, it is strongly recommended that food distribution events be scheduled on days when facilities are closed to public services. The three options outlined below are contingent on coordination with food partners, as the County is not positioned to serve as the primary food service provider. For all options, food banks and/or pantries would manage the distribution event, such as the food procurement and transportation, staffing, logistics, and all materials needed. Other considerations for use of County sites include impacts on facility use, maintenance, and County staff roles. Dedicated areas also may need to be reserved for partner or program operations, reducing availability for core services and other activities. For maintenance, janitorial services may be needed before, during, or after operations. In addition, County staff time is required for coordination, communication, and oversight of partner organizations or program activities, such as building access, opening/closing, set-up assistance, or general supervision.

Expanding food distribution events requires a corresponding increase in food procurement that adds to the operational costs for food banks and/or pantries. One way to limit costs is through recovered food sources. Under California's Senate Bill (SB) 1383, Tier I and Tier II commercial edible food generators, such as grocery stores and restaurants, are required to donate the maximum amount of surplus edible food – meaning all food that is safe for consumption and would otherwise be disposed of instead is donated to Food Recovery Organizations (FROs) and Food Recovery Services (FRSs).

As food banks and pantries already rely on recovered food to support distribution, increasing the number of events may place additional demand for new or expanded food recovery sources to be identified and coordinated. While current reporting requirements focus on SB 1383-regulated generators, expanding distribution efforts presents an opportunity to enhance coordination with both regulated and non-regulated food donors to increase overall food recovery. Strengthening these partnerships and pathways is important for a reliable food supply and supports the sustainability of expanded food access efforts.

Funding to offset partner implementation costs could be provided through one or more grant agreements or Memorandums of Agreement (MOA) with food banks and/or pantries. County overhead cost per agreement is estimated to be approximately \$24,000, depending on the complexity of the agreement (may combine funding allocation related to multiple options) and is in addition to the Estimated County Staff Cost indicated for each option.

The map (right) shows the County facilities included in Options 1-3 with an underlay of



the areas in the region most impacted by CalFresh program changes due to shifts in federal policy.

- Existing: locations where food distribution events are currently taking place
- Proposed: locations where new food distribution events are being proposed
- Existing and Proposed: locations where food distribution events already exist and additional events are being proposed

The locations do not represent a comprehensive list of potential sites but include facilities in high-need areas established in the Safety Net Bridge Report, that already have existing partnerships, have hosted food distribution events, and appropriate layout and space to accommodate food distribution events.

While Options 1-3 focus on partner-hosted food distribution events at County sites, there is also an opportunity to further align with food banks' existing operations and networks to efficiently and intentionally increase food access in areas most impacted by changes to CalFresh. Snapshot maps of the San Diego Food Bank and Feeding San Diego online food distribution sites (shown below) illustrate the breadth of the current network. Costs associated with distribution at non-County sites may be comparable to those outlined in Options 1-3.

**Abundant Grace Christian Center**

TYPE OF DISTRIBUTION

Walk-in

Schedule: weekly

|     |                     |
|-----|---------------------|
| Mon | 9:00 AM - 10:00 AM  |
| Wed | 8:00 PM - 8:30 PM   |
| Sun | 11:30 AM - 12:30 PM |

5858 El Cajon Boulevard  
San Diego, CA 92115, US

619-788-2027

Directions

**South Bay Pentecostal**

FRIDAY

14 Sanborns • 4 • 1001 Sanborn, CA 92108

Days and Hours of Distribution: 1st Friday of the month from 8:00 am until food is gone

Rescheduled for Holidays February 6, 2025, July 10, 2025

Types of Food Provided: 25-30 pounds of fresh produce; occasional dry goods.

Eligibility: All are welcome

Helpful Tips: Drive-thru services only. Food Bank ID cards available here.

395 D Street Chula Vista, CA 91910

0.53 #

Feeding San Diego Food Distribution Sites Map  
<https://feedingandsandiego.org/find-food>

San Diego Food Bank Food Distribution Sites Map  
<https://www.sandiegofoodbank.org/get-food>

**Option 1: Expand food distribution at selected County Library Branches in partnership with food bank(s) and/or pantries.**

*Library Branch Locations for proposed new events: Bonita and Spring Valley*

*Department: County Library*

The San Diego County Library partners with regional food banks and community organizations to host summer meals, year-round and seasonal pantries, senior meals, and afterschool snack programs. In total, 26 food access programs currently operate across 16 library branches providing food to children, seniors, and families in need. A majority of existing programs are done in partnership with Feeding San Diego. The most feasible approach to expanding food distribution events would be to partner with a food bank(s) and/or pantries, as shown in the table below.

48 events are proposed to expand food distribution at County library branches, one is a new site that has not been previously used for food distribution. Both sites incur a facility use cost; there is an economy of scale to maximize events at each site to amortize facility costs. Total estimated costs to fund all 48 events as proposed for one year would be approximately \$166,656 – \$229,776. This total does not include administrative overhead for grant or MOA coordination with partners.

## Existing and Proposed Increases to Food Distribution Events at Library Facilities

Key: E= Existing; P= Proposed new

| Facility                                             | Mobile Year-Round Food Pantry Distribution |       | Summer Mobile Food Pantry (distribution event) |   | Senior Meals |   | After School Snacks (weekdays, 44 weeks total) |   | Summer Meals |   |
|------------------------------------------------------|--------------------------------------------|-------|------------------------------------------------|---|--------------|---|------------------------------------------------|---|--------------|---|
|                                                      | E                                          | P     | E                                              | P | E            | P | E                                              | P | E            | P |
| Bonita                                               |                                            | 2x/mn |                                                |   |              |   |                                                |   |              |   |
| Spring Valley                                        |                                            | 2x/mn | 6x/yr                                          |   |              |   | weekdays                                       |   | 30x/yr       |   |
| Casa de Oro                                          |                                            |       | 6x/yr                                          |   |              |   |                                                |   | 6x/yr        |   |
| El Cajon                                             |                                            |       | 6x/yr                                          |   |              |   |                                                |   | 6x/yr        |   |
| Imperial Beach                                       |                                            |       | 6x/yr                                          |   |              |   |                                                |   |              |   |
| Vista                                                | 2x/mn                                      |       |                                                |   |              |   |                                                |   | 6x/yr        |   |
| Total sites                                          | -                                          | +2    | -                                              | - | -            | - | -                                              | - | -            | - |
| Total proposed new food distribution events per year | -                                          | 48    | -                                              | - | -            | - | -                                              | - | -            | - |

| Option 1: Operational Impacts         |                                                                                                                                                                                                                                                                                                                                                                                                                                                                                                                                                            |
|---------------------------------------|------------------------------------------------------------------------------------------------------------------------------------------------------------------------------------------------------------------------------------------------------------------------------------------------------------------------------------------------------------------------------------------------------------------------------------------------------------------------------------------------------------------------------------------------------------|
| Locations                             | Spring Valley Branch, Bonita Branch                                                                                                                                                                                                                                                                                                                                                                                                                                                                                                                        |
| Estimated Total Cost*                 | 166,656 – \$229,776 for 48 events                                                                                                                                                                                                                                                                                                                                                                                                                                                                                                                          |
| Estimated Total Cost per event*       | <ul style="list-style-type: none"> <li>• \$3,412 – \$4,727 per Year-Round Mobile Pantry event at existing location: Spring Valley (\$81,888 – \$113,448 for 24 events)</li> <li>• \$3,532 – \$4,847 per Year-Round Mobile Pantry event at new location: Bonita, (\$84,768--\$116,328 for 24 events)</li> </ul>                                                                                                                                                                                                                                             |
| Estimated County Staff Cost*          | <ul style="list-style-type: none"> <li>• \$632 for 1 staff at 6 hrs per event (\$30,336 for 48 year-round distribution events)</li> <li>• If Board directed: \$1,315 for 3 staff at 4 hours per event to provide households with additional resources and information about related County and partner programs</li> </ul>                                                                                                                                                                                                                                 |
| Estimated County Facility Cost        | \$130 - \$250 per event <ul style="list-style-type: none"> <li>• Expanding programs at existing location (Spring Valley):               <ul style="list-style-type: none"> <li>• Utilities: \$100</li> <li>• Waste management: \$30</li> <li>• Maintenance: \$0 (funded through other programs at existing locations)</li> </ul> </li> <li>• Establishing programs at new location (Bonita)               <ul style="list-style-type: none"> <li>• Utilities: \$100</li> <li>• Waste management: \$30</li> <li>• Maintenance: \$120</li> </ul> </li> </ul> |
| Estimated Partner Implementation Cost | <i>Note: Event cost estimates based on maximizing recovered food sources</i> <ul style="list-style-type: none"> <li>• \$2,650 per Year-Round Mobile Pantry event for 100 households (\$127,200 for 48 Year-Round Mobile Pantry food distribution events)</li> </ul>                                                                                                                                                                                                                                                                                        |
| Key Cost Drivers                      | Event frequency, facility and space maintenance, facility use, staffing - including overtime (OT) pay for after hours and weekend events                                                                                                                                                                                                                                                                                                                                                                                                                   |
| Operational Model                     | Food bank(s) and/or pantries leads food distribution; County provides facility access and minimal coordination support (primarily during non-operational hours)                                                                                                                                                                                                                                                                                                                                                                                            |
| Key Strengths                         | Minimal staffing; no capital investment; maintains normal operations; leverages partner expertise; scalable                                                                                                                                                                                                                                                                                                                                                                                                                                                |

|                                |                                                                                                                                                                                                                                          |
|--------------------------------|------------------------------------------------------------------------------------------------------------------------------------------------------------------------------------------------------------------------------------------|
| <b>Key Limitations</b>         | Dependent on partner capacity; limited by facility size and parking; displaces other space uses; impacts maintenance and scheduling                                                                                                      |
| <b>Implementation Timeline</b> | Board direction and resource allocation is required for implementation via grant agreement/MOA (estimated 90 days). Implementation of this option can occur as soon as a partner organization is identified and engaged for this effort. |

\* Excludes County overhead cost for one or more grant agreement and/or MOA.

**Option 2: Establish food distribution at selected Community Centers in partnership with food bank(s) and/or pantries.**

*Parks and Recreation location for proposed new weekday events: Spring Valley Community Center*

*Department: Parks and Recreation (DPR)*

The Department of Parks and Recreation (DPR) currently provides meal services through partnerships with charitable community organizations, including Heaven’s Windows and the Center for Senior Wellbeing, at different DPR facilities. There is an opportunity to expand food distribution efforts on weekdays at one DPR-operated facility, the Spring Valley Community Center. This location is a vital community asset, and there is a recognized need to increase consistent access to nutritious food for seniors and other residents experiencing food insecurity. As indicated in the table below, 24 weekday events are proposed to expand food distribution at a Parks and Recreation location. Estimated costs to fund all 24 events as proposed for one year would be approximately \$66,816– \$98,376. Note this does not include administrative overhead for grant or MOA coordination with partners.

**Existing and Proposed Increases to Food Distribution Events at Park Facilities**

*Key: E= Existing; P= Proposed new*

| Facility                                             | Year-Round Food Distribution |               | Senior Meals |   | After School Snacks |   | Summer Meals  |   |
|------------------------------------------------------|------------------------------|---------------|--------------|---|---------------------|---|---------------|---|
|                                                      | E                            | P             | E            | P | E                   | P | E             | P |
| Spring Valley Community Center                       |                              | 2x/mn weekday |              |   |                     |   |               |   |
| Goodland Acres County Park                           | 4x/wk                        |               |              |   |                     |   |               |   |
| Spring Valley Teen Center                            |                              |               |              |   | Daily (M – F)       |   | Daily (M – F) |   |
| Total sites                                          | -                            | +1            | -            |   | -                   |   | -             |   |
| Total proposed new food distribution events per year |                              | 24            |              |   |                     |   |               |   |

\*Note that Lakeside Community Center and Lindo Lake County Park share a parking lot but are considered different sites to maximize food distribution event potential.

| Option 2: Operational Impacts          |                                                                                                                                                                                                                                          |
|----------------------------------------|------------------------------------------------------------------------------------------------------------------------------------------------------------------------------------------------------------------------------------------|
| <b>Location</b>                        | Spring Valley Community Center                                                                                                                                                                                                           |
| <b>Estimated Total Cost*</b>           | \$66,816– \$98,376 for 24 events                                                                                                                                                                                                         |
| <b>Estimated Total Cost per event*</b> | \$2,784 – \$4,099 per Year-Round Food Distribution event (weekdays only)                                                                                                                                                                 |
| <b>Estimated County Staff Cost*</b>    | <ul style="list-style-type: none"> <li>• \$134 for 1 park attendant at 6 hours per event (\$3,216 for 24 events)</li> <li>• If Board directed: \$1,315 for 3 staff at 4 hours per event to provide households with additional</li> </ul> |

|                                              |                                                                                                                                                                                                                                                                                            |
|----------------------------------------------|--------------------------------------------------------------------------------------------------------------------------------------------------------------------------------------------------------------------------------------------------------------------------------------------|
|                                              | resources and information about related County and partner programs                                                                                                                                                                                                                        |
| <b>Estimated County Facility Cost</b>        | Reservation fees for use of the facility would not apply to County sponsored food distribution events taking place on weekdays during normal hours of operation                                                                                                                            |
| <b>Estimated Partner Implementation Cost</b> | <i>Note: Event cost estimates based on maximizing recovered food sources</i><br><ul style="list-style-type: none"> <li>• \$2,650 per Year-round Mobile Pantry event for 100 households (\$63,600 for 24 Year-Round Mobile Pantry food distribution events)</li> </ul>                      |
| <b>Key Cost Drivers</b>                      | County staffing for coordination and oversight                                                                                                                                                                                                                                             |
| <b>Operational Model</b>                     | Partner-led food distribution program hosted at County Parks & Recreation facilities with County providing facility access, parking, and minimal coordination.                                                                                                                             |
| <b>Key Strengths</b>                         | Minimizes direct County operational burden; leverages partner expertise in food service delivery; returns critical food programming to facilities that used to operate meal programs                                                                                                       |
| <b>Key Limitations</b>                       | Dependent on partner capacity and staffing; limited by facility size and parking; space unavailable for other uses during events; increased facility usage impacts (space, scheduling, maintenance, and operations); requires coordination across multiple departments and event schedules |
| <b>Implementation Timeline</b>               | Board direction and resource allocation is required for implementation via grant agreement/MOA (estimated 90 days). Implementation of this option would take ~6 months to identify partner, program development, and outreach.                                                             |

\* Excludes County overhead cost for one or more grant agreement and/or MOA.

**Option 3: Establish food distribution at selected Family Resource Centers (FRC) in partnership with food bank(s) and/or pantries.**

*Family Resource Center locations for proposed new events: Chula Vista, El Cajon, North Coastal*

*Department: Self Sufficiency Services (SSS)*

During the U.S. federal government shutdown from October 1 to November 12, 2025, CalFresh benefits were interrupted. In response, the Chula Vista Family Resource Center (FRC) partnered with the San Diego Food Bank to host a Saturday drive-through food distribution event, serving nearly 200 families (more than 700 individuals). FRCs serve as key access points for individuals and families receiving County services, making them a great addition to supporting food distribution efforts in alignment with existing service delivery. This option would leverage established community trust and co-location of services to establish recurring food distribution events at select FRCs within the Self Sufficiency Services network. Additional staff would be available at FRCs to provide other resources and information for those participating in the food distribution event. Because of the layout and parking constraints at FRCs, only a few locations can accommodate monthly food distribution events: Chula Vista, El Cajon, North Coastal. Estimated total costs to fund one event at any of the proposed locations would be approximately \$149,544 – 196,884 for 36 events. Note this does not include administrative overhead for grant or MOA coordination with partners.

| <b>Option 3: Operational Impacts</b>   |                                      |
|----------------------------------------|--------------------------------------|
| <b>Locations</b>                       | Chula Vista, El Cajon, North Coastal |
| <b>Estimated Total Cost*</b>           | \$149,544 – 196,884 for 36 events    |
| <b>Estimated Total Cost per event*</b> | \$4,154 – \$5,469 per event          |

|                                              |                                                                                                                                                                                                                                                                               |
|----------------------------------------------|-------------------------------------------------------------------------------------------------------------------------------------------------------------------------------------------------------------------------------------------------------------------------------|
| <b>Estimated County Staff Cost*</b>          | <ul style="list-style-type: none"> <li>• \$1,504 for 4 staff at 4 hours per event</li> <li>• If Board directed: \$1,315 for 3 staff at 4 hours per event to provide households with additional resources and information about related County and partner programs</li> </ul> |
| <b>Estimated County Facility Cost</b>        | N/A                                                                                                                                                                                                                                                                           |
| <b>Estimated Partner Implementation Cost</b> | <p><i>Note: Event cost estimates based on maximizing recovered food sources</i></p> <ul style="list-style-type: none"> <li>• \$2,650 per Year-round Mobile Pantry event for 100 households</li> </ul>                                                                         |
| <b>Key Cost Drivers</b>                      | Outreach, event frequency, after-hours/OT staffing, security services                                                                                                                                                                                                         |
| <b>Operational Model</b>                     | Partner-led food distribution events hosted at FRC sites, supported by County staffing, security, and facility coordination                                                                                                                                                   |
| <b>Key Strengths</b>                         | Strong alignment with CalFresh outreach; high accessibility for FRC clients; leverages existing food bank infrastructure; maintains normal FRC operations; parking fully available during events; scalable and flexible model                                                 |
| <b>Key Limitations</b>                       | Dependent on partner capacity and staffing; limited by facility size and parking; space unavailable for other uses during events; only feasible outside standard operating hours (7am–5pm weekdays); requires coordination across multiple departments and event schedules    |
| <b>Implementation Timeline</b>               | Board direction and resource allocation is required for implementation via grant agreement/MOA (estimated 90 days). Implementation of this option can occur as soon as a partner organization is identified and engaged for this effort.                                      |

\* Excludes County overhead cost for one or more grant agreement and/or MOA.

**ATTACHMENT B: ONE-TIME FINANCIAL SUPPORT FOR PARTNER EQUIPMENT: COLD STORAGE CONTAINERS & REFRIGERATED VEHICLES | OPTIONS 4-5**

The options below provide one-time County funding to food banks and/or pantries to expand critical equipment needed for food distribution across the region, specifically cold storage containers and refrigerated vehicles. These investments are intended to increase capacity and efficiency, and enhance food distribution systems.

Funding for the purchase of a cold storage container or a refrigerated vehicle could be provided through one or more grant agreements or Memorandums of Agreement (MOA) with food banks and/or pantries. In both cases, the partner organization(s) would assume ownership, operation, and responsibility for the equipment and ongoing implementation cost, with the County providing one-time funding support and a potential one-time amount to offset partner implementation cost. County overhead cost per agreement is estimated to be approximately \$24,000, depending on the complexity of the agreement (may combine funding allocation related to multiple options) and is in addition to the Estimated County Staff Cost indicated for each option.

**Option 4: Allocate funding to the food banks to directly purchase a cold storage container for their facility and/or their pantries.**





*Department: Health and Human Services Agency*

Whether shared or used by a single entity, localized cold storage containers improve efficiency by reducing transportation time and miles travelled while also increasing the amount of fresh and perishable food that can be collected and distributed to households in need. Cold storage containers temporarily store perishable goods, and can be portable. These units are commonly used by food organizations to expand capacity onsite and at intermediary locations. They are typically modular, allowing them to be placed on feasible sites and scaled based on need. Use of cold storage containers for food requires coordination with the Department of Environmental Health and Quality to ensure compliance with applicable food safety standards.

Cold storage containers typically require adequate electrical capacity, a stable and level foundation (i.e., concrete pad), secure and accessible space for deliveries and operations, and supporting infrastructure such as fencing, controlled access, and sufficient staging space. Therefore, an estimated range of operational and site readiness resource needs are provided in cost estimates however, the exact amount is contingent on the location of the unit. Implementation also requires budgeting for significant one-time and ongoing operational and administrative costs for partner organizations, such as maintenance and utilities, staffing, planning, coordination, logistics, and transportation. This may equate to hundreds of thousands of dollars annually. The table below shows a summary comparison of representative 20-foot cold storage containers based on food bank and pantry stated preferences, and includes a solar-powered model that does not require electrical infrastructure.

**Summary Comparison of Representative 20' Cold Storage Container Options\***

| Category                 | Abound Food Care Solar Refrigerator                         | Conex Mobil Solutions                         | SunPac Storage Containers, INC                                              | WillScot Refrigerated Reefer                                                    |
|--------------------------|-------------------------------------------------------------|-----------------------------------------------|-----------------------------------------------------------------------------|---------------------------------------------------------------------------------|
| <b>Purchase Price</b>    | ~\$134,000<br>• ~\$118,000 (unit)<br>• ~\$16,000 (shipping) | ~\$8,500<br>(includes shipping)               | ~\$10,400<br>• ~\$10,000 (unit)<br>• ~\$400 (shipping)                      | ~\$42,000<br>(includes shipping)                                                |
| <b>Lease Price</b>       | n/a                                                         | ~\$20,400 for 2 yrs<br>(~\$850 per month)     | n/a                                                                         | ~\$31,200 for 2 yrs<br>(~\$1,300 per month)                                     |
| <b>Power Requirement</b> | Solar powered (off grid)<br>16kWh                           | Electric with 440 Volt 3-phase 60Hz at 30 Amp | Electric with 460 Volt but can accept as low as 230 Volt with a transformer | Electric with 3 Phase 480 Volt or 3 Phase 208/240 Volt or Single phase 240 Volt |

| Category          | Abound Food Care Solar Refrigerator                                                                                                                                                           | Conex Mobil Solutions                                                                                                                                     | SunPac Storage Containers, INC                                                                                                                   | WillScot Refrigerated Reefer                                                                                                                                                                         |
|-------------------|-----------------------------------------------------------------------------------------------------------------------------------------------------------------------------------------------|-----------------------------------------------------------------------------------------------------------------------------------------------------------|--------------------------------------------------------------------------------------------------------------------------------------------------|------------------------------------------------------------------------------------------------------------------------------------------------------------------------------------------------------|
| Temperature Range | Not specified                                                                                                                                                                                 | -10° to 65° F                                                                                                                                             | -20° to 70°F                                                                                                                                     | -30° to 80°F                                                                                                                                                                                         |
| Key Features      | <ul style="list-style-type: none"> <li>• 10-year battery warranty</li> <li>• Back-up generator connection</li> <li>• UL9540 UL9540A Safety Certifications</li> <li>• ISO certified</li> </ul> | <ul style="list-style-type: none"> <li>• Compatible with typical industrial electrical infrastructure (3-phase power)</li> <li>• ISO certified</li> </ul> | <ul style="list-style-type: none"> <li>• Commercial grade refrigeration system</li> <li>• ISO certified</li> </ul>                               | <ul style="list-style-type: none"> <li>• Diesel generator</li> <li>• Remote temperature monitoring</li> <li>• NSF certified (independently tested for cleanliness, food use standards)</li> </ul>    |
| Image             |                                                                                                              |                                                                          |                                                                |                                                                                                                   |
| Reference webpage | <a href="http://aboundfoodcare.org/solutions/emergency-food-management">aboundfoodcare.org/solutions/emergency-food-management</a>                                                            | <a href="http://conexmobilesolutions.com">conexmobilesolutions.com</a>                                                                                    | <a href="http://sunpaccontainers.com/new-and-used-storage-containers-for-sale">sunpaccontainers.com/new-and-used-storage-containers-for-sale</a> | <a href="http://willscot.com/en/store-secure/climate-controlled-storage/refrigerated-storage-containers">willscot.com/en/store-secure/climate-controlled-storage/refrigerated-storage-containers</a> |

\*The container options are for example purposes only. Other container sizes are manufactured and available, not priced here for comparison purposes.

| Option 4: Operational Impacts          |                                                                                                                                                                                                                                                                                                                                                       |
|----------------------------------------|-------------------------------------------------------------------------------------------------------------------------------------------------------------------------------------------------------------------------------------------------------------------------------------------------------------------------------------------------------|
| Estimated Total Cost*                  | \$98,500 - \$362,000 per cold storage unit*                                                                                                                                                                                                                                                                                                           |
| Estimated County Staff Cost*           | N/A*                                                                                                                                                                                                                                                                                                                                                  |
| Estimated Partner Implementation Cost* | \$98,500 – \$362,000 <ul style="list-style-type: none"> <li>• Container: \$8,500 - \$134,000</li> <li>• Site readiness: \$80,000 - \$218,000 (e.g., electrical upgrades, concrete pad, shading, delivery and installation, supplemental features)</li> <li>• One-time funding to offset partner operations and maintenance costs: \$10,000</li> </ul> |
| Key Cost Drivers                       | Staffing, Site preparation, cold storage container purchase or lease                                                                                                                                                                                                                                                                                  |
| Operational Model                      | County provides funding via grant agreement or MOU; partner organization purchases, owns, and operates cold storage container for food distribution                                                                                                                                                                                                   |
| Key Strengths                          | Increases capacity; leverages existing networks; provides food banks direct control of container; scalable; limited operational impacts for the County                                                                                                                                                                                                |
| Key Limitations                        | Ongoing operations and maintenance costs borne by partners; dependent on partner staffing capacity                                                                                                                                                                                                                                                    |
| Implementation Timeline                | <ul style="list-style-type: none"> <li>• Board direction and resource allocation is required for implementation</li> <li>• Grant Agreement/MOA: 90 days</li> <li>• Site readiness: dependent on site location and will likely exceed container delivery timeframe, which will vary based on the selected container</li> </ul>                         |

\* Excludes County overhead cost for one or more grant agreement and/or MOA.

**Option 5: Allocate funding to the food banks to directly purchase a refrigerated vehicle container for their facility and/or their pantries.**

*Department: Health and Human Services Agency*

Whether shared or used by a single entity, refrigerated vehicles improve efficiency by optimizing transport routes while also increasing the amount of fresh and perishable food that can be collected and distributed to households in need. Based on feedback from food banks and pantries, the types of refrigerated vehicles considered range from vans to small and medium box trucks, each with distinct costs, carrying capacities, and operational considerations.

Refrigerated vehicles come with higher operational costs than standard vehicles including maintenance, insurance, and rising fuel costs. They also require budgeting for significant one-time and ongoing operational and administrative costs for partner organizations to ensure long term sustainability of operations, including staffing, coordination and logistics, planning, and parking or storage. This may equate to hundreds of thousands of dollars annually. Both the San Diego Food Bank and Feeding San Diego maintain their own refrigerated fleets that support a large portion of regional food distribution, however there is still a need for additional capacity to expand reach and meet the need of communities. See the table below for a summary comparison of representative refrigerated vehicles.

**Summary Comparison of Representative Refrigerated Vehicle Options**

| Category          | Refrigerated Van (EV)                                                               | Refrigerated Van (gas-powered)                                                      | Refrigerated Van (gas-powered)                                                       | Refrigerated Box Truck, Small (EV)                                                    | Refrigerated Box Truck, Medium (gas powered)                                          |
|-------------------|-------------------------------------------------------------------------------------|-------------------------------------------------------------------------------------|--------------------------------------------------------------------------------------|---------------------------------------------------------------------------------------|---------------------------------------------------------------------------------------|
| Vehicle Type      | Maxwell ePro Electric Reefer                                                        | 2026 Ford Transit 150 Refrigerated Body                                             | 2026 Ford Transit 350 Refrigerated Body                                              | 2026 Ford E-450 Refrigerated Body                                                     | 2025 Ford F-650 Refrigerated Body                                                     |
| Purchase Price    | ~\$85,000 – ~\$90,000                                                               | ~\$62,000                                                                           | ~\$93,000                                                                            | ~\$105,000                                                                            | ~\$120,000                                                                            |
| Lease Price       | varies*                                                                             | ~\$3,000/mn*,<br>1 yr with 1 option year to extend<br>~\$36,000 for 1 yr            | ~\$3,000/mn*,<br>1 yr with 1 option year to extend<br>~\$36,000 for 1 yr             | varies*                                                                               | varies*                                                                               |
| Size (L x W x H)  | 12.8' x 4.1' x 6.2'                                                                 | 8' x 6' x 6'                                                                        | 12' x 6' x 6'                                                                        | 14' x 8' x 8'                                                                         | 20' x 8' x 8'                                                                         |
| Interior Volume   | Not specified                                                                       | 230 ft <sup>3</sup>                                                                 | 487 ft <sup>3</sup>                                                                  | 900 ft <sup>3</sup>                                                                   | 1,024 ft <sup>3</sup>                                                                 |
| Payload Capacity  | 2,400 lbs                                                                           | 3,400 lbs                                                                           | 5,000 lbs                                                                            | 5,000 – 7,000 lbs                                                                     | 15,000 lbs                                                                            |
| Temperature Range | 34° to 68° F                                                                        | 0° to 40° F                                                                         | 0° to 40° F                                                                          | 0° to 40° F                                                                           | 0° to 40° F                                                                           |
| Image             |  |  |  |  |  |

| Category          | Refrigerated Van (EV)                                                                              | Refrigerated Van (gas-powered)                                                                                                                                                                         | Refrigerated Van (gas-powered)                                                                                                                                                                     | Refrigerated Box Truck, Small (EV)                                                                                                                                                     | Refrigerated Box Truck, Medium (gas powered)                                                                                                                                       |
|-------------------|----------------------------------------------------------------------------------------------------|--------------------------------------------------------------------------------------------------------------------------------------------------------------------------------------------------------|----------------------------------------------------------------------------------------------------------------------------------------------------------------------------------------------------|----------------------------------------------------------------------------------------------------------------------------------------------------------------------------------------|------------------------------------------------------------------------------------------------------------------------------------------------------------------------------------|
| Reference webpage | <a href="http://maxwellvehicles.com/refrigeration.html">maxwellvehicles.com/refrigeration.html</a> | <a href="http://comvoy.com/work-truck/costa-mesa-ca/new-2026-ford-transit-150-refrigerated-body-19859465">comvoy.com/work-truck/costa-mesa-ca/new-2026-ford-transit-150-refrigerated-body-19859465</a> | <a href="http://comvoy.com/work-truck/manassas-va/new-2026-ford-transit-350-refrigerated-body-20996862">comvoy.com/work-truck/manassas-va/new-2026-ford-transit-350-refrigerated-body-20996862</a> | <a href="http://comvoy.com/work-truck/portland-or/new-2026-ford-e-450-refrigerated-body-20910471">comvoy.com/work-truck/portland-or/new-2026-ford-e-450-refrigerated-body-20910471</a> | <a href="http://comvoy.com/work-truck/berlin-ct/new-2025-ford-f-650-refrigerated-body-13637525">comvoy.com/work-truck/berlin-ct/new-2025-ford-f-650-refrigerated-body-13637525</a> |

\*The refrigerated vehicle options are for example purposes only. Leasing agreements and associated rates vary over time due to changing market conditions and interest rate fluctuations.

| Option 5: Operational Impacts         |                                                                                                                                                                                                                                 |
|---------------------------------------|---------------------------------------------------------------------------------------------------------------------------------------------------------------------------------------------------------------------------------|
| Estimated Total Cost*                 | \$41,000 - \$125,000 per refrigerated vehicle*                                                                                                                                                                                  |
| Estimated County Staff Cost*          | N/A*                                                                                                                                                                                                                            |
| Estimated Partner Implementation Cost | 41,000 - \$125,000 per refrigerated vehicle including one time amount <ul style="list-style-type: none"> <li>• Vehicle: \$36,000 - \$120,000</li> <li>• One-time funding to offset partner operational cost: \$5,000</li> </ul> |
| Key Cost Drivers                      | Vehicle purchase or lease (1 yr, with 1 option year to extend)                                                                                                                                                                  |
| Operational Model                     | County provides funding via grant agreement or MOU; partner organization purchases, owns, and operates refrigerated vehicle for food distribution                                                                               |
| Key Strengths                         | Leverages optimized routes; avoids adding to County fleet; provides food banks direct control of vehicle; scalable; limited operational impacts for the County                                                                  |
| Key Limitations                       | Ongoing operations and maintenance costs borne by partners; fuel cost volatility                                                                                                                                                |
| Implementation Timeline               | Board direction and resource allocation is required for implementation <ul style="list-style-type: none"> <li>• ~210 days</li> <li>• Grant Agreement/MOA: 90 days</li> <li>• Vehicle purchase: ~120 days</li> </ul>             |

\* Excludes County overhead cost for one or more grant agreement and/or MOA.

### Other options explored, but not advanced

In addition to Options B1-B2, several other options were explored for cold storage containers refrigerated vehicles that were ultimately considered infeasible or misaligned with the priorities of the Safety Net Bridge Program:

- **Install Cold Storage Containers at County Facilities:** Many County-owned sites have open areas or parking lots where it could appear plausible to install a cold storage container. For example, Live Well Centers, Parks and Recreation sites, and County Library parking areas, but this was ultimately considered infeasible. Constraints include limited or no available space, facilities that are leased and not fully County-controlled, the need for significant infrastructure modifications, unfettered access by partner organizations, and potential disruptions to existing operations and core services. Food banks are best positioned to determine where cold storage containers would have the greatest impact across their network of hundreds of partner pantries, and maintain steady relationships with these organizations – many of which are volunteer-run and have limited capacity to independently manage the equipment, compliance requirements, and ongoing operational needs.

- **Retrofit County Facilities – Commercial Kitchens:** Several County facilities in proximity to areas with an increasing need for food access and distribution have existing commercial kitchens that are not currently in use. Retrofitting kitchens, such as those at Fallbrook and Lakeside Community Centers, would require significant upfront investment and substantial time before the spaces could be made functional for cold food storage or other activities to support charitable feeding operations. Although activating these dormant assets could offer long term value for County owned properties and reduce the need for acquiring cold storage containers, the scope of deferred maintenance, combined with potential impacts on facility operations and existing revenue generating rentals or reservations and significant administrative oversight, makes this approach impractical for immediate implementation.
- **Retrofitting an underutilized County vehicle for cold storage transportation:** While retrofit costs per vehicle are estimated at approximately \$20,000–\$50,000, this approach presents several operational limitations. Currently, no vans or heavy-duty vehicles in the County fleet are deemed to be underutilized. Refrigeration retrofits typically necessitate significant modifications and specialized expertise that may not be readily available and could also have potential warranty impacts. In addition, this option includes administrative activities that further prolong the overall timeline and therefore undermine the potential to quickly increase food distribution to people in need, such as identification of vehicle(s) to remove from County fleet, procurement of retrofit services, and development of agreements. This option was removed from consideration given the lack of inventory and implementation constraints.
- **Purchasing or leasing a refrigerated vehicle for County operation:** The County could opt to add a refrigerated vehicle to the County fleet to aid in the collection of recovered food from County facilities and other sources for delivery to food banks/pantries or County-hosted food distribution events. However, this would create new ongoing County staffing and administrative demands and could be disruptive to the existing network of food pick-ups and distribution that already exists.
- **Distributing food directly from partially-refrigerated vehicles:** In addition to traditional refrigerated vehicles that maximize carrying capacity, there are innovative partially-refrigerated vehicle models that transport food and serve as the distribution mechanism, too. For example, Project New Village’s People’s Produce Mobile Farmers Market offers healthy, local produce directly to neighborhoods.<sup>1</sup> This truck is a new concept for farmers markets that services communities in Southeastern San Diego, National City, Barrio Logan, and Lemon Grove with fresh produce. This model could be replicated and scaled to distribute food to a smaller number of households per event in different areas across the region as needed to supplement events in brick-and-mortar locations.



<sup>1</sup> <https://projectnewvillage.org/peoples-produce-mobile-farmers-market/>

## ATTACHMENT C: NEW FOOD AGGREGATION AND DISTRIBUTION INFRASTRUCTURE | OPTIONS 6-7

Multifaceted and overarching structural initiatives play a critical role in strengthening the long-term stability, equity, and efficiency of the entire regional food system. To sustain progress and address gaps identified through regional analyses, dedicated staffing capacity and funding is necessary to coordinate stakeholders, bridge efforts across agencies, and advance innovative ideas and early-stage program development into implementation. Specifically, there are opportunities to expand vendor and distributor relationships, increase physical infrastructure for aggregation and distribution of local food, and coordinate and organize funding through public-private partnerships. These efforts may not distribute food upfront, but outcomes offer scalable solutions for the mid- to long-term to ensure the regional food system meets communities' and households' needs. For example, in 2015, the San Diego Food Bank responded to the community and expanded their operations in North County and recently moved to a facility in Vista, which demonstrates a permanent investment and expands their ability to serve families more efficiently.<sup>1</sup>

Work would be concentrated in areas that are most in need and under-resourced, such as South County and rural areas. There may also be outlets to support the identification and development of new procurement and market channels for existing programs, including but not limited to Mas Fresco Plus<sup>2</sup>, MAKE projects, Mama's Kitchen, Kitchens for Good, Microenterprise Home Kitchen Operations (MEHKOs), and local restaurants.

---

### **Option 6: Hire a Temporary Expert Professional to design, develop, and pilot partnerships for new food aggregation and distribution infrastructure.**

*Department: Office of Sustainability and Environmental Justice (OSEJ)*

The intent of hiring a Temporary Employee Professional (TEP) is for a recognized expert with deep knowledge and established connections to incubate community ideas that contribute to the ongoing evolution and resilience of regional food system infrastructure. This temporary staff would be housed in OSEJ in continued collaboration with Public Health Services and other County departments under the Food System Initiative. An internal working group facilitated by OSEJ to promote interdepartmental coordination, develop partnerships and programs to strengthen the food system, and ensure ongoing integration of food system activities throughout the County organization.

The County has experienced previous success using TEP staff for regional food system efforts, including food hub development and technical assistance for farmers markets. Although those TEP staff were through now-expired state and federal grants, they demonstrate that the approach is well suited to supporting time-limited, specialized work that advances strategic food system goals. Continuing to use this staffing model for multifaceted and overarching initiatives allows the County to accelerate momentum, respond to community needs, and strengthen regional food access infrastructure without committing to permanent resources before long-term needs are fully assessed.

Following this initial stage of work, there would also be ongoing costs for the organization to proceed to the next phase for implementation. The Board may consider allocating funds to support the implementation phase.

#### **Key Considerations**

- May require ongoing engagement with multiple internal departments and external partners
- Minimal direct impact to County facilities or existing programs

---

<sup>1</sup> [sandiegofoodbank.org/north-county](https://sandiegofoodbank.org/north-county)

<sup>2</sup> [sdfoundation.org/news-events/sdf-news/supporting-san-diego-families-through-the-partnership-to-protect-san-diegans](https://sdfoundation.org/news-events/sdf-news/supporting-san-diego-families-through-the-partnership-to-protect-san-diegans)

| <b>Option 6: Operational Impacts</b>         |                                                                                                                                                                                                                                                                                                                                                                                   |
|----------------------------------------------|-----------------------------------------------------------------------------------------------------------------------------------------------------------------------------------------------------------------------------------------------------------------------------------------------------------------------------------------------------------------------------------|
| <b>Estimated Total Cost</b>                  | \$156,000 - \$221,000 for TEP                                                                                                                                                                                                                                                                                                                                                     |
| <b>Estimated County Staff Cost</b>           | \$156,000 - \$221,000 for one TEP for one yr <ul style="list-style-type: none"> <li>Note that this position would be full-time and include some benefits</li> <li>Per the TEP classification, the hourly range is \$16.90/hr - \$156.75/hr. Proposing a salary range of \$60/hr - \$85/hr which is competitive and equitable for the subject matter expertise required</li> </ul> |
| <b>Estimated Partner Implementation Cost</b> | N/A                                                                                                                                                                                                                                                                                                                                                                               |
| <b>Key Cost Drivers</b>                      | Temporary Expert Professional salary; level of experience required; scope of coordination and regional engagement                                                                                                                                                                                                                                                                 |
| <b>Operational Model</b>                     | County hires a Temporary Expert Professional to coordinate with food system partners, align efforts, identify gaps, and support strategic planning and funding toward implementation                                                                                                                                                                                              |
| <b>Key Strengths</b>                         | Builds internal County capacity; flexible role adaptable to evolving needs; increases coordination with food system partners and stakeholders; improves efficiency and alignment of existing efforts; enhances ability to identify funding opportunities; supports long-term sustainability beyond one-time infrastructure investments                                            |
| <b>Key Limitations</b>                       | Limited-term position; requires upfront coordination and planning before expanding physical infrastructure; does not provide immediate food access; may require higher-than-average wages to recruit subject matter expertise (some benefits included)                                                                                                                            |
| <b>Implementation Timeline</b>               | Board direction and resource allocation is required for implementation<br>425 days <ul style="list-style-type: none"> <li>TEP selection and onboarding: 60 days</li> <li>Placement: up to one year</li> </ul>                                                                                                                                                                     |

**Option 7: Allocate funding to a regional food system organization to design, develop, and pilot partnerships for new food aggregation and distribution infrastructure.**

*Department: Public Health Services (PHS)*

County funding allocation through a grant agreement or Memorandum of Agreement (MOA) would serve as seed funding, or early-stage investment, for an existing regional food system organization to design, develop, and pilot partnerships for new food aggregation and distribution infrastructure. County overhead cost per agreement is estimated to be approximately \$24,000, depending on the complexity of the agreement (may combine funding allocation related to multiple options) and is in addition to the Estimated County Staff Cost indicated for each option.

In this option, the County would not be formally involved in the design and development stage. For the County to be involved, it is estimated that there would need to be at least one County staff formally assigned at approximately 15% for the first year; additional staff may be contacted from time-to-time to offer insights and guidance. This potential County staff cost recognizes the typical role of the organization in similar settings, and also may increase the potential for the implementation phase to be eligible for grant funding as a public-private partnership.

Following this initial stage of work, there would also be ongoing costs for the organization to proceed to the next phase for implementation. The Board may consider allocating funds to support the implementation phase.

| <b>Option 7: Operational Impacts</b>         |                                                                                                                                                                                                                                                                                                                            |
|----------------------------------------------|----------------------------------------------------------------------------------------------------------------------------------------------------------------------------------------------------------------------------------------------------------------------------------------------------------------------------|
| <b>Estimated Total Cost*</b>                 | Up to \$280,000 for design and development                                                                                                                                                                                                                                                                                 |
| <b>Estimated County Staff Cost*</b>          | <ul style="list-style-type: none"> <li>If Board directed: \$20,000 - \$30,000 for 1 staff at 15% per year for County involvement in design and development stage</li> </ul>                                                                                                                                                |
| <b>Estimated Partner Implementation Cost</b> | \$250,000 (one-time seed funding provided by the County)                                                                                                                                                                                                                                                                   |
| <b>Key Cost Drivers</b>                      | Upfront investment for designing, developing, and implementing pilot partnerships; County staff time and costs to develop, execute, and oversee MOU and/or grant agreement                                                                                                                                                 |
| <b>Operational Model</b>                     | County funds a regional food system partner via a grant agreement or MOA to pilot partnerships for new food aggregation and distribution infrastructure                                                                                                                                                                    |
| <b>Key Strengths</b>                         | Builds capacity for regional food system organization; allows regional food system organization to have more visibility in their community; continues County's history of investing in organizations well suited to advance food system work; supports long-term sustainability beyond one-time infrastructure investments |
| <b>Key Limitations</b>                       | Does not provide immediate food access; limited County involvement potentially reduces grant funding eligibility without a formal public-private partnership                                                                                                                                                               |
| <b>Implementation Timeline</b>               | Board direction and resource allocation is required for implementation.<br>395 - 425 days <ul style="list-style-type: none"> <li>Grant agreement or MOA: 90 days</li> <li>Program: 365 days</li> </ul>                                                                                                                     |

\* Excludes County overhead cost for one or more grant agreement and/or MOA.



COSD CLERK OF THE BOARD  
2026 MAY 7 AM 10:35

RICARDO BASURTO-DAVILA  
CHIEF EVALUATION OFFICER

OFFICE OF EVALUATION, PERFORMANCE, AND ANALYTICS  
1600 PACIFIC HIGHWAY, ROOM 452, SAN DIEGO, CALIFORNIA 92101-2422

May 7, 2026

TO: Supervisor Terra Lawson-Remer, Chair  
Supervisor Monica Montgomery Steppe, Vice Chair  
Supervisor Paloma Aguirre, Chair Pro Tem  
Supervisor Joel Anderson  
Supervisor Jim Desmond

FROM: Ricardo Basurto-Dávila, PhD, MSc, Chief Evaluation Officer  
Office of Evaluation, Performance, and Analytics

### **EVALUATION OF THE RECOVERY ACTION FUND FOR TOMORROW PROGRAM**

On November 15, 2022 (5) the San Diego County Board of Supervisors considered an item titled, “Actions Related to the Spending Plan for the American Rescue Plan Act Program Funds Direct Stimulus Payments for Populations Disproportionately Impacted by COVID-19”. The Board authorized the Chief Administrative Officer, or designee, to execute a subrecipient agreement in the amount of \$10 million between the County of San Diego and Jewish Family Service of San Diego to administer a One-Time Direct Stimulus Payment Program, later named the Recovery Action Fund for Tomorrow (RAFT). RAFT was to include an impact evaluation conducted by the County’s Office of Evaluation, Performance, and Analytics (OEPA), comparing outcomes of the group that received payments with a randomly selected group that did not.

In 2023, the Health and Human Services Agency’s Self-Sufficiency Services implemented RAFT. The program provided a one-time, no-strings-attached \$4,000 payment to 2,243 families, seniors, and people experiencing or at risk of homelessness in San Diego County facing financial hardship. All participants earned less than 200% of the federal poverty level (e.g., \$60,000 for a family of four). The program’s goal was to provide economic support to strengthen well-being and reduce reliance on public benefits and homeless services. This memo provides an overview of the evaluation findings and recommendations. Full results are included in the attached report.

#### **Evaluation Summary**

The Office of Evaluation, Performance, and Analytics (OEPA) analyzed to what extent RAFT impacted participants’ well-being and use of support services, including homelessness services. The evaluation also explored how participants used the funds. Findings suggest that, while the program may have provided short-term financial relief to participants, it did not produce measurable changes in participant well-being, housing service utilization, or reliance on benefits.

1. RAFT did not improve participants’ perceptions of their well-being about six or twelve months after fund disbursement.
2. RAFT did not decrease participants’ reliance on homeless services or public benefits during the six months after the one-time payment.

3. The one-time payment may have offered short-term financial relief, increasing short-term ability to cover basic expenses. Participants typically reported using the money for groceries, utilities, housing, and debt repayment.

### **Recommendations**

The evaluation of RAFT offers valuable insights into designing future programs. These recommendations may be applicable not only to unconditional cash transfer initiatives but to other social support programs as well.

1. If the program goal is long-term outcomes, do not re-implement the RAFT program as designed. RAFT did not lead to long-term improvements in well-being or reductions in reliance on government services.
2. Put greater emphasis on intentional program design for future programs. Future cash transfer programs should start with a clear understanding of achievable outcomes. RAFT was piloted when U.S.-based research was limited; now, available evidence can inform eligibility, payment amount, and duration to maximize impact. Align expectations with program size and length, such as prioritizing short-term outcomes over long-term effects. This evidence-based design approach makes it more likely the program will meet its objectives while demonstrating accountability and building trust in public programs.

OEPA's full evaluation report is attached. The report and its technical appendix can also be found in OEPA's website (<https://www.sandiegocounty.gov/content/sdc/oepe>). Self-Sufficiency Services has also provided a "reaction statement," a formal written response to an evaluation report. Reaction statements reflect the County's commitment to transparency, accountability, and learning by acknowledging key findings, clarifying any areas of concern or disagreement, and outlining next steps or planned actions. If you have any questions or would like to be briefed individually on the evaluation's findings, please contact me at (619) 531-5184 or [ricardo.basurto@sdcounty.ca.gov](mailto:ricardo.basurto@sdcounty.ca.gov).

Sincerely,



**RICARDO BASURTO-DAVILA, PHD MSC**  
Chief Evaluation Officer

Cc: Ebony N. Shelton, Chief Administrative Officer  
Joan Bracci, Assistant Chief Administrative Officer/Chief Financial Officer  
Dr. Elizabeth Hernandez, Interim Deputy Chief Administrative Officer, Health and Human Services  
Dr. Alberto Banuelos, Interim Director, Self-Sufficiency Services  
Board of Supervisors Communications Received

Attachments:  
RAFT Evaluation Report  
Reaction Statement from Self-Sufficiency Services

# **Evaluation of the Recovery Action Fund for Tomorrow Program: Impact of a One-Time Cash Transfer in San Diego County**

## **Evaluation Report**

April 2026

**County of San Diego Office of Evaluation,  
Performance, and Analytics**

**Better Government Lab, McCourt School of Public  
Policy, Georgetown University**



**Better Government Lab**

## Table of Contents

|                                         |    |
|-----------------------------------------|----|
| Executive Summary.....                  | 3  |
| Background .....                        | 6  |
| Applicant Characteristics .....         | 9  |
| Evaluation Questions and Outcomes ..... | 10 |
| Evaluation Design and Methodology.....  | 11 |
| Findings .....                          | 12 |
| Recommendations .....                   | 18 |
| Evaluation Limitations .....            | 19 |
| Conclusion.....                         | 21 |

## Executive Summary

The COVID-19 pandemic brought disruptions and hardships to residents across San Diego County. Many families, older adults, and people at risk of homelessness struggled to pay rent, buy food, or cover other basic needs in a region with some of the highest living costs in the nation. In response, on November 15, 2022 (5) the San Diego County Board of Supervisors approved a plan to provide direct cash payments to people most impacted by the pandemic. In January 2023, the County's Health and Human Services Agency (HHSA), through its Department of Self-Sufficiency Services (S-SS), launched the Recovery Action Fund for Tomorrow (RAFT) using federal American Rescue Plan Act (ARPA) funds to help residents most affected by COVID-19.

RAFT provided a one-time, no-strings-attached \$4,000 payment to 2,243 households facing financial hardship. All participants earned less than 200% of the federal poverty level (\$60,000 for a family of four). The program's goal was to provide economic support to strengthen well-being and reduce reliance on public benefits and homeless services. The payment did not count as additional income when assessing eligibility for CalFresh (SNAP) or CalWORKs (TANF).

Because funding was limited, not everyone who applied could receive the payment. To distribute payments equitably and evaluate the program's impact, 9,517 applicants were entered into a lottery. 3,766 were randomly selected for in-depth screening to confirm eligibility, and, of those, 2,243 eligible households received the payment. This randomized design allowed the County to learn about the program's impact and to inform future program design and funding decisions.

## Evaluation Questions

1. To what extent did RAFT impact the overall well-being, social and family supports, and food security of people who received \$4,000 compared to those who did not?
2. To what extent did RAFT impact use of homeless services and County-administered benefits among people who received \$4,000 compared to those who did not?
3. How did recipients use the \$4,000?

### **At a Glance:**

#### **Recovery Action Fund for Tomorrow (RAFT)**

**Goal:** To improve overall well-being and reduce reliance on public benefits and homeless services

**Program:** One time, no-strings-attached \$4,000 payment

**Recipients:** 2,243 households

**Priority Groups:** People at risk of homelessness, families, older adults

**Timeframe:** 2022 - 2024

## Key Findings

1. **There is no evidence that RAFT improved participants' long-term perceptions of their well-being.** Average self-reported measures of flourishing (happiness, health, and purpose), family relationships, social support, and food security were similar about six and twelve months after recipients got the payment.
2. **RAFT did not decrease participants' reliance on homeless services or public benefits during the 6 months after the one-time payment.** Average use of homeless services, CalFresh, and CalWORKs stayed about the same in the six months after payments were distributed.
3. **The one-time payment may have offered short-term financial relief.** Many recipients said that the money gave them the short-term ability to cover basic expenses and support their families. They typically reported paying for groceries, utilities, housing, and debt repayment.

## Recommendations

The evaluation of RAFT offers valuable insights into designing future programs. These recommendations are informed by both participant experiences and observed outcomes, and they may be applicable not only to unconditional cash transfer initiatives but to other social support programs as well.

1. **If the program goal is long-term outcomes, do not re-implement the RAFT program as designed.** RAFT likely did not lead to long-term improvements in well-being or reductions in reliance on government services.
2. **Put greater emphasis on intentional program design for future programs.** Future cash transfer programs should start with a clear understanding of achievable outcomes. RAFT was piloted when U.S.-based research was limited; now, available evidence can inform eligibility, payment amount, and duration to maximize impact. Align expectations with program size and length, such as prioritizing short-term outcomes over long-term effects. This evidence-based design approach makes it more likely the program will meet its objectives while demonstrating accountability and building trust in public programs.

## Conclusion

The evaluation suggests that while the program may have provided short-term financial relief to participants, it did not produce measurable long-term changes in participant well-being, housing service utilization, or reliance on benefits.

The steady use of benefits indicates that the state waiver worked as intended, allowing the payment to supplement, not disrupt, existing support. It is possible that the \$4,000 one-time payment was not enough to create lasting change, or that any effects faded before follow-up data was collected. Impacts may have varied across different groups, which are not visible in average results.

Further analysis of RAFT data could help inform whether, how, and for whom a cash transfer model might effectively support families facing financial hardship in the future.

## Background

The COVID-19 pandemic in 2020 brought widespread disruptions and hardship to communities across the globe. In San Diego County, thousands of residents – especially families, older adults, and people at risk of homelessness – experienced great economic strain.<sup>1,2,3</sup> Many people struggled to pay rent, buy food, or cover other basic needs.<sup>4,5</sup> In response, the San Diego County Board of Supervisors (Board) approved a plan on June 21, 2021 (3) to provide direct cash payments to people most impacted.<sup>6</sup>

While the Board initially considered offering \$500 per month to low-income families for two years,<sup>7</sup> they ultimately chose a different path. To reach a broader population, the Board opted for a one-time payment model and expanded eligibility to include seniors and residents at risk of homelessness.<sup>8</sup> This decision laid the foundation for the Recovery Action Fund for Tomorrow (RAFT), a cash transfer program approved by the Board of Supervisors on November 15, 2022 (5) and launched in January 2023 using federal American Rescue Plan Act (ARPA) funds.<sup>9</sup>

RAFT provided a one-time, no-strings-attached payment of \$4,000 to 2,243 of San Diego County's most vulnerable residents. The program aimed to improve overall well-being and reduce reliance on public benefits and homeless services – offering recipients the flexibility to use the funds however they saw fit.

The County of San Diego (County) joined a growing number of jurisdictions exploring whether direct cash payments can strengthen housing and financial stability, food security, and overall well-being. When RAFT was launched, several similar pilots were underway across the United States. Most existing research on cash payments came from international contexts and U.S. results were only available after RAFT had completed.

Evidence from other programs, particularly in the U.S., are mixed. Programs that provide monthly (rather than one-time) payments tend to show more consistent benefits. Such benefits include helping families pay rent, purchase groceries, and cover basic essentials. One-time payments, by contrast, have produced more varied outcomes.<sup>10,11,12</sup> There is limited research on long term impacts of cash transfers, and some studies suggest that improvements may fade once payments stop, depending on the program's design and context.<sup>13,14,15</sup>

Much of the international research involves programs where payments are often much larger or more frequent – sometimes equal to a full year's income.<sup>16,17</sup> These programs can show strong results, but they're hard to compare to smaller, shorter-term efforts in the U.S.

In those settings, monthly payments often help families meet basic needs, while one-time payments are more likely to be used for larger purchases or starting a small business.<sup>18,19,20</sup>

Several recent programs in the U.S. and Canada have tested monthly payments. In Stockton, CA, the SEED program gave low-income residents \$500 a month for two years. Participants reported improved ability to pay bills, less stress, and more stable employment.<sup>21</sup> In Los Angeles, the BIG:LEAP program provided \$1,000 per month for a year to 3,200 households, helping families to afford rent, improve food security, and support their families – without reducing employment.<sup>22</sup> The Denver Basic Income Project also tested monthly payments for people experiencing homelessness. One group received \$1,000 per month for 12 months, another received \$6,500 followed by \$500 monthly payments for 11 months, and a third received \$50 per month for 12 months. All groups showed similar short-term improvements, including reduced time in shelters, but there was little difference between payment amounts.<sup>23</sup> In all three programs, many of the positive effects faded after the payments ended, suggesting that ongoing support may be needed to sustain long-term gains.

Programs that offer one-time cash payments have shown more mixed results. In Vancouver, British Columbia, a \$7,500 Canadian Dollars payment to people experiencing homelessness helped reduce shelter stays but did not lead to improvements in well-being or cognitive functioning.<sup>24</sup> In the U.S., the COVID Cash Transfer Studies tested the impact of a \$1,000 payment in two phases. The first, in 12 states, found that the payment helped those on food assistance with very low incomes meet basic needs like food and housing.<sup>25</sup> The second, expanded to 49 states, D.C., and Puerto Rico, found little impact on broader financial or mental health outcomes.<sup>26</sup>

In parallel with other pilots, the County launched RAFT to test whether a one-time cash payment – rather than an ongoing or guaranteed income – could help residents facing financial hardship. While the program was shaped by funding limits, it also reflects the kind of support already familiar in U.S. policy, like the Earned Income Tax Credit and Child Tax Credit, which provide lump-sum payments to millions of families each year. Evaluating RAFT offers a chance to learn not just whether this type of assistance can improve well-being and housing stability, but also how it works in the unique context of San Diego County – where high living costs, limited affordable housing, and diverse community needs shape the challenges families face.

## Recovery Action Fund for Tomorrow (RAFT)

In November 2022, the County's Health and Human Services Agency (HHSA), through its Department of Self-Sufficiency Services (S-SS), launched RAFT. The program was administered by Jewish Family Service of San Diego (JFS), a community-based organization.

RAFT provided a one-time, no-strings-attached \$4,000 payment to 2,243 households facing financial hardship. The goal was to offer economic support to strengthen well-being and reduce reliance on public benefits and

homeless services. RAFT was built on the idea that when people have enough resources to meet their immediate needs, they are better able to plan, save, and support their families. In turn, this may strengthen protective factors such as family relationships and social support, improve food security and well-being, and reduce use of public benefits.

Because funding was limited, not everyone who applied could receive the payment. To ensure equity and enable a rigorous evaluation of the program's impact, the County entered applicants into a lottery system. Those randomly selected to receive the payments were further screened for eligibility, and eligible households received the payment. To qualify, applicants had to have a household income at or below 200% Federal Poverty Level (for example, \$60,000 for a family of four in 2023) and live in one of the County's Health Equity ZIP Codes, which were disproportionately impacted by COVID-19.<sup>27</sup> Out of the 9,517 households that applied, 2,243 received payment. The County requested a waiver, which was approved by the State of California, to ensure that the payment did not count as additional income when assessing eligibility for CalFresh (SNAP) or CalWORKs (TANF).

Participants were recruited through press releases, presentations at community events, and media outreach. Payments were distributed between June 2023 and December 2023 via debit cards, which could be used directly or for ATM withdrawals. All those who applied to the program were offered community resources focused on economic security, food, housing, transportation, and other basic needs.\*

| Eligibility |                                                                                                                   |
|-------------|-------------------------------------------------------------------------------------------------------------------|
| ✓           | Priority given to people who demonstrated risk of homelessness and families.                                      |
| ✓           | Applicants must be at least 18 years old                                                                          |
| ✓           | Household income at or below 200% Federal Poverty Level (for example, \$60,000/year for a family of 4)            |
| ✓           | Resident of one of 39 Health Equity ZIP codes in San Diego County (areas disproportionately impacted by COVID-19) |

\* Appendix A provides more information on the program's logic model and recruitment.

## Applicant Characteristics

Table 1 summarizes self-reported demographics for all 9,517 RAFT applicants who passed an initial eligibility screening.\* 17% reported unstable living arrangements (e.g. hotel/motel or shelter, couch surfing, living in a car or outdoors). The median household size was three, and the median number of children in the household was one. 74% of participants were female. About half of applicants (48%) identified themselves as Hispanic, 21% as non-Hispanic Black/African, and 13% as non-Hispanic White. The median household income for the participants was \$1,387 a month, or about \$16,560 a year.

**Table 1: Applicant Characteristics (includes all payment groups)**

|                                      |                                                                     | n (%)        |
|--------------------------------------|---------------------------------------------------------------------|--------------|
| <b>Total</b>                         |                                                                     | <b>9,517</b> |
| Priority Group                       | At risk of homelessness†                                            | 506 (5%)     |
|                                      | Families                                                            | 7,369 (77%)  |
|                                      | Seniors                                                             | 1,642 (17%)  |
| Living Situation                     | Unsheltered (tent, car, outside)                                    | 300 (3%)     |
|                                      | Sheltered (hotel/motel, shelter, half-way house, temporary housing) | 1,300 (14%)  |
|                                      | Permanent Housing (renting or owning)                               | 7,917 (83%)  |
| Age Category                         | 18-24                                                               | 319 (3%)     |
|                                      | 25-34                                                               | 2,641 (28%)  |
|                                      | 35-44                                                               | 2,733 (29%)  |
|                                      | 45-54                                                               | 1,105 (12%)  |
|                                      | 55 or older                                                         | 2,719 (29%)  |
| Number of children under 18 (median) |                                                                     | 1            |
| Household Size (median)              |                                                                     | 3            |
| Gender                               | Female                                                              | 7,017 (74%)  |
|                                      | Male                                                                | 2,414 (25%)  |
|                                      | Other / Prefer not to say                                           | 86 (1%)      |
| Race/Ethnicity                       | Asian                                                               | 494 (5%)     |
|                                      | Black / African                                                     | 1,973 (21%)  |
|                                      | Hispanic                                                            | 4,575 (48%)  |
|                                      | Middle Eastern                                                      | 500 (5%)     |
|                                      | Native American / Alaskan Native                                    | 74 (1%)      |
|                                      | Native Hawaiian / Pacific Islander                                  | 84 (1%)      |
|                                      | White                                                               | 1,250 (13%)  |
|                                      | Mixed Race                                                          | 322 (3%)     |
|                                      | Other Race                                                          | 245 (3%)     |
| Language Spoken at Home              | English                                                             | 6,681 (70%)  |
|                                      | Spanish                                                             | 1,770 (19%)  |
|                                      | Other                                                               | 1,066 (11%)  |
| Highest Education                    | Less than high school                                               | 2,344 (25%)  |
|                                      | High school diploma or GED                                          | 2,652 (28%)  |
|                                      | Post-secondary nondegree                                            | 3,090 (32%)  |
|                                      | Post-secondary degree                                               | 1,431 (15%)  |
| Monthly Income (median)              |                                                                     | \$1,387      |

\* A full breakdown by priority group and payment group appears in Appendix B

† Documentation including late rent or eviction notice, proof of living in a hotel/motel, or letter of support from a recognized community organization

**Table 1 (continued): Applicant Characteristics (includes all payment groups)**

|                                         |                          | n (%)        |
|-----------------------------------------|--------------------------|--------------|
| <b>Total</b>                            |                          | <b>9,517</b> |
| Benefits Received<br>(prior six months) | Receiving CalFresh       | 5129 (54%)   |
|                                         | Receiving CalWORKs       | 1010 (11%)   |
|                                         | Using homeless services* | 173 (1.8%)   |

## Evaluation Questions and Outcomes<sup>†</sup>

The evaluation focused on three key questions:

**To what extent did RAFT impact the overall well-being, social and family supports, and food security of people who received \$4,000 compared to those who did not?**

Outcomes: Self-reported metrics of:

1. **Flourishing:** 10 items measuring happiness and life satisfaction, physical and mental health, meaning and purpose, character and virtue, and close social relationships.
2. **Family Function:** 3 items measuring protective factors related to family relationships and caregiving.
3. **Social Support:** 4 items measuring perceived support of social networks, nurturing and attachment to others.
4. **Food Security:** 6 items measuring access to sufficient, quality food.

Data: Surveys collected at baseline (May 2023) and follow-ups (July 2024 and February 2025)

**To what extent did RAFT impact use of homeless services and County-administered benefits among people who received \$4,000 compare to those who did not?**

Outcomes: Change in:

- Monthly use of homeless services from 6 months before the program to 6 months after
- Monthly count of public assistance programs (CalFresh, CalWORKs and homeless services) participants used from 6 months before the program to 6 months after.

Data: Administrative data from the California Statewide Automated Welfare System database and homeless services tracked in the Homeless Management Information System (HMIS).<sup>‡</sup>

\* Only includes homeless services recorded in the Homeless Management Information System (HMIS).

<sup>†</sup> See Appendix C for further details on data sources and outcomes

<sup>‡</sup> Federal and state funded programs must be reported in the HMIS. Local programs are encouraged but not required to report so some services received may not be captured in the data.

## How did recipients use the \$4,000?

Outcomes: Self-reported use of funds.

Data: participant interviews and surveys collected in July 2024 and February 2025.

## Evaluation Design and Methodology\*

The RAFT evaluation used a randomized controlled trial (RCT) to assess the impact of receiving the \$4,000 payment.<sup>†</sup> To ensure equitable distribution of funds, applicants with greater need (people at risk of or experiencing homelessness and families) were prioritized for selection. The applicants who were selected through the lottery completed further in-depth eligibility screening. This minimized burden on both program administrators and applicants. Only people who passed this screening received the payment. Ultimately, out of the 9,517 people who applied to the program, 3,766 were selected for additional screening, and 2,243 individuals received payments.

All 9,517 applicants completed a baseline survey and were invited to participate in follow-up surveys. The first follow up in July 2024 received 1,830 responses (19% response rate) and the second in February 2025 received 1,782 responses (19% response rate).<sup>‡</sup> Participants self-reported on validated scales measuring flourishing (10 questions), family function (3 questions), social support (4 questions), and food security (6 questions). Payment recipients also self-reported on how they used the payment. The evaluation team collected participants' use of CalFresh (SNAP) and CalWORKs (TANF) benefits and use of homeless services during the 6 months before and after payments were distributed.

Because participants were randomly assigned to either receive the payment or continue with business-as-usual, the evaluation could estimate the *causal* impact of the program. This ensured that any average differences in outcomes between the payment and no payment groups were due to the payment itself, not any other differences between groups. Statistical adjustments accounted for imperfect RCT implementation (e.g. participants received payments at different times, participant eligibility was verified after randomization). The results presented in this report focus on actual recipients. Results for those initially selected are similar and can be found in the appendix.

---

\* See Appendix D for more on randomization, Appendix E for more on survey administration, Appendix F for more on methodology, and Appendix G for the full statistical models.

<sup>†</sup> Biomedical Research Alliance of New York (BRANY) Institutional Review Board reviewed and approved all evaluation activities, and participants gave consent to participate in the evaluation when they applied.

<sup>‡</sup> Respondents received \$25 for completing the survey. Funding for these incentives was limited to 1800 responses per survey.

## Findings

### Finding 1: There is no evidence that RAFT improved participants' long-term perceptions of their well-being.\*

On average, RAFT did not lead to measurable improvements in participants' self-reported well-being during the two follow-up periods. Differences in flourishing, family functioning, social support, or food security between payment recipients and non-recipients were small and not statistically significant, meaning there is not enough evidence to conclude that the program had a positive impact on long-term perceptions of participant well-being.

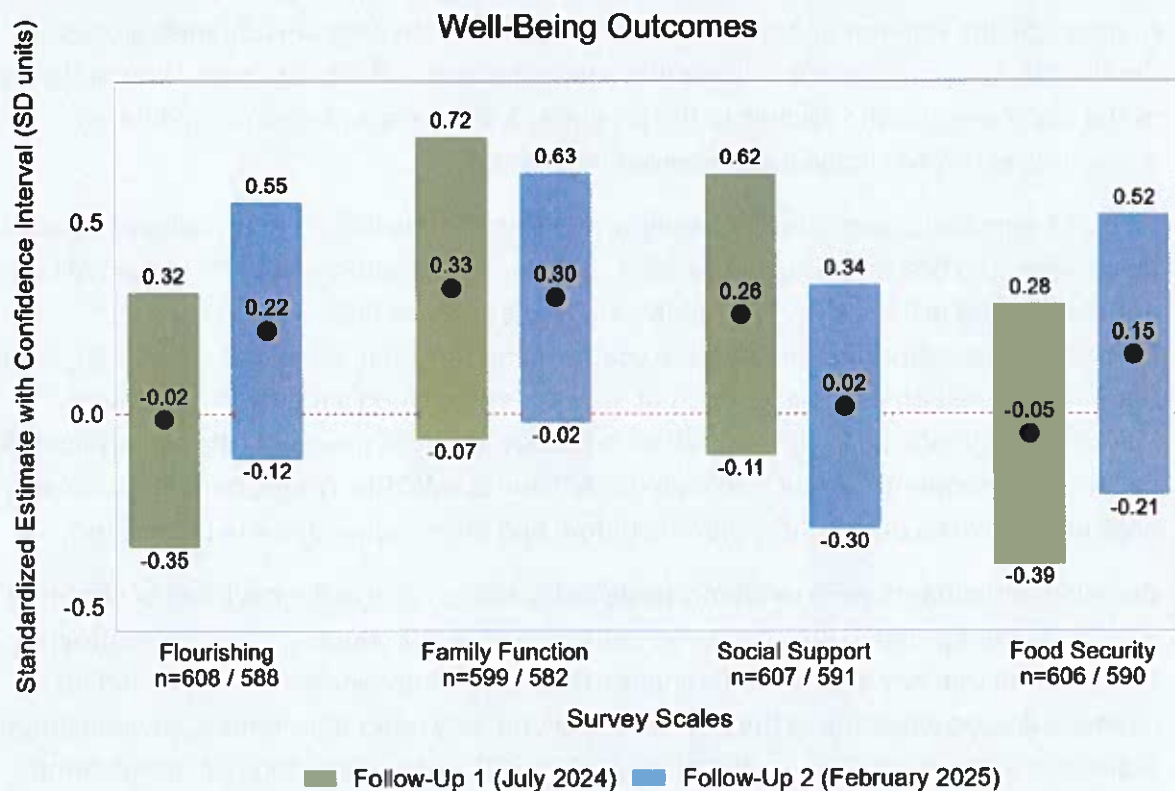


Figure 1: Difference in well-being metrics between recipients and non-recipients at Follow-Up 1 and Follow-Up 2. The figure shows that differences were small (black dots). All ranges of possible outcomes (green and blue bars) cross the zero line; hence, the data cannot confirm that there was any effect at all. Note: Each follow-up round had different respondents.

Figure 1 shows how receiving the \$4,000 payment impacts four indicators of well-being: flourishing, family functioning, social support, and food security at the two follow-up

\* See Appendix H for full findings

timepoints. Each point represents the estimate of the average difference between payment recipients and non-recipients for a given outcome, while the bars represent the range of uncertainty around that difference (the confidence interval). When that range crosses zero, the difference is not statistically significant, meaning the data cannot confirm that there was an effect. Green bars are Follow-up 1 (July 2024) and blue bars are Follow-up 2 (February 2025).

Overall, recipients scored about the same or slightly higher on most well-being measures compared to non-recipients. However, the ranges of uncertainty are wide and include zero, so the data does not provide enough evidence to conclude that RAFT improved well-being. For some outcomes, like the flourishing and food insecurity metrics at the first follow-up, the differences between recipients and non-recipients were nearly zero: -0.02 SD and -0.05 SD, respectively. The range of uncertainty for these metrics span negative and positive values, making it unclear whether the program had a positive, negative, or any effect at all.

For other outcomes, such as family functioning (follow-ups 1 and 2) and social support (follow-up 1), the lower bounds barely dip below zero (-0.07 SD and -0.02 SD for the first and second follow ups) while the upper bounds exceed 0.5 SD – a threshold which is often considered a medium effect size. This pattern suggests that RAFT probably didn't have a negative impact, and there is even the possibility of moderate improvements in these areas. Still, because the ranges of uncertainty include zero, the findings remain uncertain. Effects could be minimal or potentially more substantial.

#### Comparing Survey Outcomes:

Survey measures used different scales — for example, the flourishing metric ranged from 0 to 10, while family functioning scores ranged from 0 to 4. To allow for meaningful comparison across these measures, each score was standardized. As a result, effects are presented in units of *standard deviation (SD)*. The standard convention\* for interpreting effect sizes is:

- No effect: 0.0 – 0.19 SD
- Small effect: 0.2 – 0.49 SD
- Medium effect: 0.5 – 0.79 SD
- Large effect: 0.8 SD or more

## Finding 2: RAFT did not decrease participants' reliance on housing assistance or public benefits in the 6 months after the program.\*

On average, RAFT did not reduce participants' reliance on homeless services or public benefits in the six months following payment distribution.

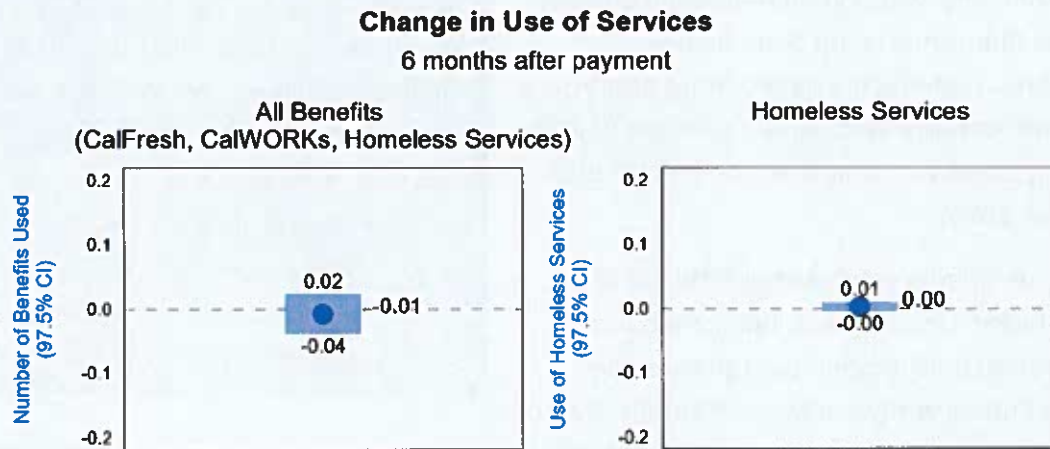


Figure 2: Difference in change in benefits use between recipients and non-recipients, 6 months after payment. The graphs show that people who received the one-time payment used about as many services as non-recipients. The narrow ranges of uncertainty (blue bars) indicate high confidence that there was no difference.

Figure 2 compares changes in service use for people who received the \$4,000 payment and people who did not, during the six months after the payment. Each dot shows the average difference between the two groups. The shaded bars show the range where the true difference is likely to fall. Change in use of benefits and homeless services was nearly identical for both groups. That is, payment recipients were as likely to use services as non-recipients. The ranges around these estimates are very small and centered on zero, which means the data strongly suggest that the payment did not reduce or increase reliance on these services.

\* See Appendix H for full findings

### Finding 3: The one-time payment may have offered short-term financial relief.\*

Participants used the RAFT money to pay for groceries/food, utilities or bills, housing, or reduce or pay off debt, as shown by data from surveys and interviews. Figure 3 shows the results when respondents were asked how they used the funds, which were consistent across both follow-up surveys.

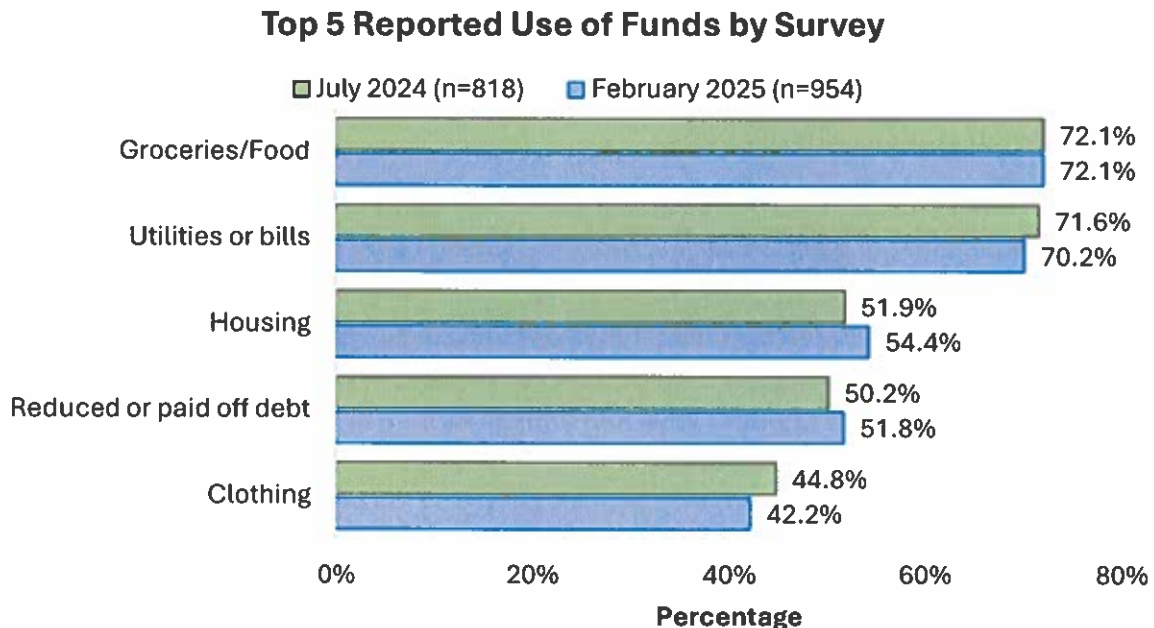


Figure 3: Top 5 Reported Use of Funds for First Follow-up Survey (July 2024) and Second Follow-up Survey (February 2025). The graph shows that respondents who received the \$4,000 payment used those funds primarily for groceries/food and utilities or bills. Notes: Each follow-up round had different respondents. Respondents were allowed to select all that apply.

In interviews and surveys,<sup>†</sup> participants described how the one-time \$4,000 cash assistance offered a brief sense of financial stability.

*“During the time that I received the payment it helped for a bit. I was unemployed, layed [laid] off during maternity leave. After having my baby, I had trouble finding work that would pay me enough to have my children in childcare. I was drowning in debt. I can’t afford basic necessities and often have to charge things to my credit card and then pay the lowest monthly payment. The \$4,000 helped pay some of that*

\* See Appendix I for more details on use of funds

† Quotes in this report are included exactly as they were written.

*debt off and be able to buy groceries without adding to the credit card debt. It also helped keep the lights on and water running. ”*

The cash also played a role in housing stability, with some participants using it for rental deposits, overdue rent, or for household repairs.

*“[The RAFT program] helped us go from homeless living out of hotels to going on almost a year of having our own place. Ur [You] helped us with first month’s rent and deposit! My children and I are extremely thankful! ”*

People already experiencing homelessness reported using the money for temporary hotel stays or to purchase or repair their car – providing both reliable transportation and a place to sleep, rather than living outdoors.

*“It was great when I received it because me and my children were living in a motel and our vehicle had just broke down and I didn't have any money to pay for rooms or car repairs. That money provided me the ability to make the whole homeless experience a little bit manageable. I was able to pay for the motel room and fix the car. I really wish that I didn't have to pay for those motel rooms because if I didn't I would have had enough money to move into a house for my kids. ”*

Many participants also described using the funds to address health needs or support their family needs, such as childcare and enrichment activities for their children. Others invested their money in education or vocational training to improve their long-term stability.

*“It helped to be able to resume medication, which has increased in price. It also helped to keep me in my home and helped my grandchildren to continue in school. ”*

Beyond material benefits, participants frequently highlighted a sense of relief and peace of mind. Many said the funds eased financial stress caused by accumulated debt, unpaid bills, and increasing rent costs. The cash payment helped them pay down debt, catch up on bills, and/or made it possible to enjoy special moments, particularly during the holidays.

*“With this help I am a little calm, not one hundred percent, but calm, because I know that my children are going to enjoy this Christmas dinner with our family. We are not going to be worried about the rent and what are we going to do then. Yes, yes, it has helped me a lot. ”*

However, some participants acknowledged that the assistance only provided temporary relief, with financial challenges returning once the funds ran out.

*“I was able to get caught up on some bills but I feel that now I am back to where I was last year.”*

Overall, participants emphasized that the \$4,000 cash offered vital short-term stability, dignity, and reduced financial stress during a time of significant economic hardship.

## Recommendations

The evaluation of RAFT offers valuable insights into designing future programs. These recommendations are informed by both participant experiences and observed outcomes, and they may be applicable not only to unconditional cash transfer initiatives but to other social support programs as well.

1. **If the program goal is long-term outcomes, do not re-implement the RAFT program as designed.** RAFT likely did not lead to long-term improvements in well-being or reductions in reliance on government services.
2. **Put greater emphasis on intentional program design for future programs.** Future cash transfer programs should start with a clear understanding of achievable outcomes. RAFT was piloted when U.S.-based research was limited; now, available evidence can inform eligibility, payment amount, and duration to maximize impact. Align expectations with program size and length, such as prioritizing short-term outcomes over long-term effects. This evidence-based design approach makes it more likely the program will meet its objectives while demonstrating accountability and building trust in public programs.

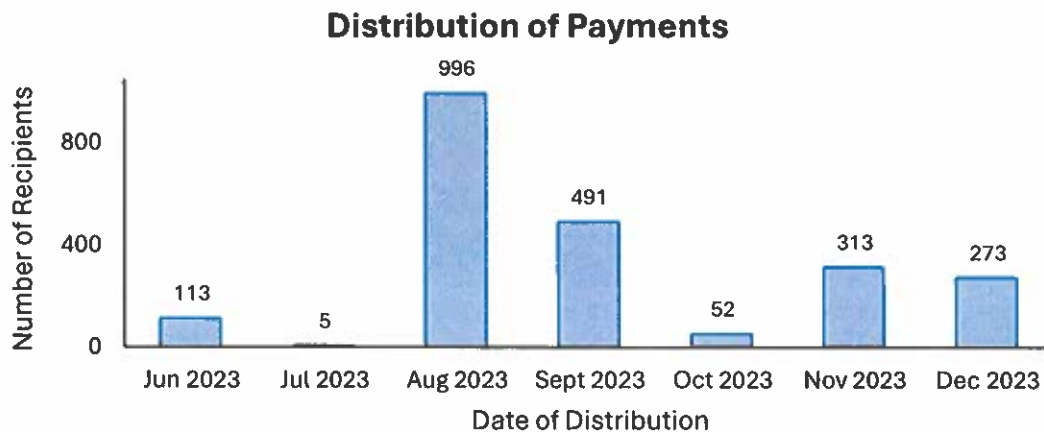
## Evaluation Limitations\*

This study had several limitations that should guide how results are interpreted or used. Evaluators took steps to minimize these issues, but findings should still be viewed with caution.

### Program Selection and Timing

Program staff rigorously confirmed eligibility only after participants were randomly selected. Participants provided documentation verifying self-reported elements in their applications including identity, income, and housing status. Out of 3,766 participants selected and screened, only 2,243 (60%) were eligible and received the payment. Participants who were not selected did not undergo additional screening, so it's likely that this group included some individuals who would have been screened out if selected, meaning that the people who received payments may differ, on average, from those who did not.

Payment timing also varied as shown in Figure 4. Participants who received funds in December may have spent them differently than those paid in June. For instance, participants who received funds around the holidays may have spent money on gifts or food. Many participants also waited months between being offered and receiving payment, which could have shaped how they planned or used the money. The analysis of survey and administrative data both take steps to account for this concern by adjusting for timing differences.



*Figure 4: Number of payments distributed by month. The graph shows that people received payments at different times of the year. The timing of payment receipt may matter for how the money is being spent.*

\* See Appendix J for further explanation of limitations

## **Surveys**

Survey response rates were low for several reasons. First, the study could only offer incentives to the first 1,800 participants because of funding limits.<sup>\*</sup> Second, because of the payment schedule the second Follow-Up survey (February 2025) was administered up to twenty months after the payment was received, which may have reduced participants' willingness to stay engaged with the study.

Respondents may differ from those who did not reply. Some may have answered based on how they thought responses could affect eligibility for other programs or to express opinions about the program. The analysis used weighting and statistical controls to reduce these risks and better reflect the full participant group.

Finally, the survey scales—flourishing, family function, social support, and food security—have been tested and shown to be valid and reliable in prior research. However, those tests were conducted in other populations, so it is possible that the measures may not perform the same way for the respondents in this study.

## **Data Completeness**

Data limitations made it difficult to fully link RAFT participants to administrative records, which may have led to missing or misclassified benefits data. The team used two matching methods to improve accuracy and expected any remaining error to be similar across groups. To provide a fuller picture, the study combined multiple data sources including surveys and interviews.

---

<sup>\*</sup> However, there was no clear indication that many more participants would have responded if additional incentives were available.

## Conclusion

The RAFT evaluation found that while receiving \$4,000 may have provided immediate financial relief to participants, it did not lead to measurable medium- or long-term changes in the months after disbursement. Across all four well-being measures – flourishing, family functioning, social support, and food security – differences between those who received the payment and those who did not were small and inconclusive. Similarly, administrative data showed no difference in use of CalFresh, CalWORKs, or homeless services between people who received the payment and those who did not.

Self-reported data indicate that the funds helped families meet immediate needs – such as food, utilities, and housing – but the impact was short-term. This aligns with prior research in the US showing that while ongoing cash assistance can help people stabilize in the moment, cash payments (one-time or ongoing) struggle to create lasting change once the support ends.

RAFT served residents with some of the highest financial need in San Diego County. All participants earned less than 200% of the federal poverty level (\$60,000 for a family of four or \$29,160 for single households), and the median individual income was \$16,560. Living costs in the region are among the highest in the nation, and rising inflation has further strained household budgets. Survey data showed that families used the funds for basic expenses such as food, rent, utilities, and debt repayment. Because these costs are ongoing and rising, the payment may have offered some short-term relief but did not resolve participants' long-term financial challenges.

Individual stories echoed this pattern. Participants reported using the funds to pay off credit cards, buy medication, or meet their children's needs. While the payment seemed to provide meaningful short-term help, \$4,000 was not enough to be life-changing for households already facing hardship.

Overall, the evaluation of RAFT suggests that a one-time \$4,000 payment was not enough, on average, to reduce reliance on public assistance. The reasons for this are not yet clear. The amount may have been too small, the duration too short (e.g. recurring payments may be needed), or there may not have been enough added support to help families handle ongoing challenges (e.g. goal specific case management, counseling, or financial literacy, planning, credit repair, and other such education and assistance). It is also possible that this type of program was not the right fit for the population, the underlying problem, or the local context.

These results also point to several areas for future study. Upcoming analyses may examine differences across subgroups (such as smaller households or single parents, or those at

risk of experiencing homelessness), which could help determine if the program worked for a subpopulation. If these analyses show that RAFT was impactful for certain residents, the County could use the results to refine eligibility criteria for future programs. Additional research may also explore impacts on use of other services, including programs like 211, which connect residents to public benefits and homeless services ; use of other benefits, such as disability; or employment outcomes.

## References

- <sup>1</sup> Center on Budget and Policy Priorities. (2022). *Tracking the COVID-19 Economy's Effects on Food, Housing, and Employment Hardships*.
- <sup>2</sup> SANDAG. (2021). *The San Diego Economy COVID-19 Impacts*.
- <sup>3</sup> SANDAG. (2020). *The Hardest Hit: Community Members Share COVID-19 Impacts*.
- <sup>4</sup> Hunger Free San Diego. (2021). *The State of Nutrition Security in San Diego*.
- <sup>5</sup> County of San Diego, Health and Human Services Agency. Public Health Services and Aging & Independence Services. Older Adult Health in San Diego County. September 4, 2025.
- <sup>6</sup> Approve the Recommended Framework for the Use of American Rescue Plan Act Funding, Establish Appropriations to Support Proposed Actions, and Authorize the Auditor and Controller to Establish a Trust Fund for the American Rescue Plan Act Program Funds (Districts: All), Pub. L. No. Agenda Item 03 (June 8, 2021).
- <sup>7</sup> Approval of Actions Related to the Spending Plan for the American Rescue Plan Act Program Funds Direct Stimulus Payments for Populations Disproportionately Impacted by Covid-19 (Districts: All), Pub. L. No. Minute Order No. 6: (October 25, 2022).
- <sup>8</sup> Ibid.
- <sup>9</sup> Approval of the Actions Related to the Spending Plan for the American Rescue Plan Act Program Funds Direct Stimulus Payments for Populations Disproportionately Impacted by COVID-19 (Districts:All), Pub. L. No. Agenda Item 05 (November 15, 2022).
- <sup>10</sup> Haushofer, J., & Shapiro, J. (2013). Household Response to Income Changes: Evidence from an Unconditional Cash Transfer Program in Kenya. [https://poverty-action.org/sites/default/files/publications/Haushofer\\_Shapiro\\_UCT\\_2013.pdf](https://poverty-action.org/sites/default/files/publications/Haushofer_Shapiro_UCT_2013.pdf)
- <sup>11</sup> Balakrishnan, S., Chan, S., Constantino, S., Haushofer, J., & Morduch, J. (2025). The Design and Impact of Cash Transfers: Experimental Evidence from Compton, California.
- <sup>12</sup> Aguila, E., Kapteyn, A., & Perez-Arce, F. (2017). Consumption Smoothing and Frequency of Benefit Payments of Cash Transfer Programs. *American Economic Review*, 107(5), 430–435. <https://doi.org/10.1257/aer.p20171147>
- <sup>13</sup> Fiala, N., Rose, J., Aryemo, F., & Ankel-Peters, J. (2025). Timing matters: The (very) long-run impacts of cash grants during a crisis. *Journal of Development Economics*, 175, 103447. <https://doi.org/10.1016/j.jdeveco.2024.103447>
- <sup>14</sup> West, S., & Castro, A. (2023). Impact of Guaranteed Income on Health, Finances, and Agency: Findings from the Stockton Randomized Controlled Trial. *Journal of Urban Health*, 100(2), 227–244. <https://doi.org/10.1007/s11524-023-00723-0>
- <sup>15</sup> Baird, S., McIntosh, C., & Özler, B. (2016). When the Money Runs Out Do Cash Transfers Have Sustained Effects on Human Capital Accumulation? (Policy Research WPS7901). <https://documents1.worldbank.org/curated/en/495551480602000373/pdf/WPS7901.pdf>
- <sup>16</sup> Davis, B., & Handa, S. (2015). How Much Do Programmes Pay? Transfer Size in Selected National Cash Transfer Programmes in Sub-saharan Africa. [https://transfer.cpc.unc.edu/wp-content/uploads/2015/09/TransferProjectBrief\\_2015-09\\_TransferSize.pdf](https://transfer.cpc.unc.edu/wp-content/uploads/2015/09/TransferProjectBrief_2015-09_TransferSize.pdf)
- <sup>17</sup> Bastagli, F., Hagen-Zanker, J., Harman, L., Barca, V., Sturge, G., Schmidt, T., & Pellerano, L. (2016). Cash Transfers: What Does the Evidence Say? A Rigorous Review of Programme Impact and of the Role of Design and Implementation Features. <https://media.odi.org/documents/11316.pdf>
- <sup>18</sup> Oosterbeek, H., Ponce, J., & Schady, N. (2008). The Impact of Cash Transfers on School Enrollment: Evidence from Ecuador. (Discussion Paper No. 08-037/3). <https://www.econstor.eu/handle/10419/86771>
- <sup>19</sup> Kansikas, C., Mani, A., & Niehaus, P. (2024). Customized cash transfers: financial lives and cash-flow preferences in rural Kenya (30930).
- <sup>20</sup> Haushofer, J., & Shapiro, J. (2013).
- <sup>21</sup> West, S., Castro Baker, A., Samra, S., & Contrera, E. (2021). *Preliminary Analysis: SEED's First Year*

<sup>22</sup> Kim, B.-K. E., Castro, A., West, S., Tandon, N., Ho, L., Nguyen, V., & Sharif, K. (2024). *The American Guaranteed Income Studies: City of Los Angeles BIG LEAP*.

<sup>23</sup> Brisson, D., Calhoun, K. H., Coddington, L., Flaxman, J., Locke, S., Mann, B., Traver, A., & Yang, H. (2024). *Denver Basic Income Project Year One Evaluation Report Quantitative*.

<sup>24</sup> Dwyer, R., Palepu, A., Williams, C., Daly-Grafstein, D., & Zhao, J. (2023). Unconditional cash transfers reduce homelessness. *Proceedings of the National Academy of Sciences*, 120(36), e2222103120. <https://doi.org/10.1073/PNAS.2222103120>

<sup>25</sup> Pilkauskas, N. v., Jacob, B. A., Rhodes, E., Richard, K., & Shaefer, H. L. (2023). The COVID Cash Transfer Study: The Impacts of a One-Time Unconditional Cash Transfer on the Well-Being of Families Receiving SNAP in Twelve States. *Journal of Policy Analysis and Management*, 42(3), 771–795. <https://doi.org/10.1002/PAM.22464>

<sup>26</sup> Jacob, B., Pilkauskas, N., Rhodes, E., Richard, K., & Shaefer, H. L. (2022). The COVID-19 Cash Transfer Study II: The Hardship and Mental Health Impacts of an Unconditional Cash Transfer to Low-Income Individuals. *National Tax Journal*, 75(3), 597–625. <https://doi.org/10.1086/720723>

<sup>27</sup> County of San Diego. (2023). *San Diego County Health Equity Zip Codes Summary*.

<https://www.sandiegocounty.gov/content/dam/sdc/hhsa/programs/phs/Epidemiology/COVID-19%20Health%20Equity%20Zip%20Codes%20Summary%20and%20Vaccinations%20Report.pdf>

## AUTHOR CONTRIBUTIONS

**Courtney Hall,<sup>i</sup> MSc, MA** (Corresponding author)

Methodology, Survey Development, Formal Analysis - Quantitative, Writing-Original Draft,  
Investigation, Project Administration, Supervision  
*Courtney.Hall@sdcountry.ca.gov*

**Sarah D. Rosenberg,<sup>i</sup> MPH**

Methodology, Validation, Formal Analysis - Quantitative, Data Curation, Visualization,  
Writing - Original Draft

**Lourdes Johanna Avelar Portillo,<sup>i</sup> PhD**

Methodology, Validation, Formal Analysis - Qualitative, Writing-Original Draft

**Christian Jo,<sup>i</sup> MSc**

Data Curation

**Whitney Webber,<sup>i</sup> MPH**

Formal Analysis – Quantitative

**Stephanie Tepper<sup>ii</sup>, PhD**

Writing-Review & Editing

**Sebastian Jilke<sup>ii</sup>, PhD**

Writing-Review & Editing

**Bill Schultz<sup>ii</sup>, PhD**

Writing-Review & Editing

**Katharina Hammler,<sup>i</sup> PhD**

Conceptualization, Investigation, Writing-Review & Editing, Supervision

**Ricardo Basurto-Dávila,<sup>i</sup> PhD**

Conceptualization, Methodology, Writing-Review & Editing, Supervision

<sup>i</sup> County of San Diego Office of Evaluation, Performance and Analytics

<sup>ii</sup> Better Government Lab, McCourt School of Public Policy, Georgetown University



**HEALTH AND HUMAN SERVICES AGENCY**

SELF-SUFFICIENCY SERVICES  
1255 IMPERIAL AVENUE, MAIL STOP W-414  
SAN DIEGO, CA 92101-7404  
(619) 338-2932 • FAX (619) 338-2972

**ELIZABETH A. HERNANDEZ, Ph.D.**  
INTERIM DEPUTY CHIEF  
ADMINISTRATIVE OFFICER

**ALBERTO BANUELOS, Ph.D.**  
INTERIM DIRECTOR  
SELF-SUFFICIENCY SERVICES

April 17, 2026

The Department of Self-Sufficiency Services (SSS) appreciates the opportunity to provide feedback on the evaluation of the Recovery Action Fund for Tomorrow (RAFT) program conducted by the Office of Evaluation, Performance, and Analytics and the Better Government Lab. SSS implemented, in coordination with Jewish Family Services (JFS) RAFT as designed and approved by the San Diego County Board of Supervisors (BOS) in 2022. The evaluation provides insights into the impacts and limitations of one-time cash assistance within the broader context of San Diego County's high cost of living and ongoing economic challenges.

The evaluation found that:

- The one-time \$4,000 payment did not produce measurable long-term changes in participant well-being, including flourishing, family function, social support, or food security over six to twelve months post-payment;
- There was no reduction in the use of homeless services or County-administered benefits (CalFresh, CalWORKs) in the six months following payment distribution, with recipients using services at rates similar to non-recipients;
- Participants commonly used the payment for immediate needs—groceries, utilities, housing costs, and debt—which provided meaningful short-term financial relief but did not translate into sustained improvements;
- Findings align with national research indicating that one-time cash transfers typically offer short-term stability but are unlikely to drive long-term economic outcomes without sustained or complementary supports.

The evaluation underscores both the importance and the limitations of one-time cash assistance as a strategy for promoting economic stability. RAFT successfully reached more than 2,200 households with significant financial need, providing immediate, flexible support during a period of high costs and economic uncertainty. Participant feedback demonstrates that these funds alleviated acute stressors and supported urgent household needs—consistent with SSS's mission to help residents stabilize during times of crisis.

At the same time, the findings support a position that sustained economic mobility often requires sustained support. In a region where housing, food, utilities, and transportation costs are among the highest in the country, a one-time payment—while impactful in the moment—is generally insufficient to shift long-term outcomes. The evaluation also highlights an opportunity to ensure future cash assistance efforts are tightly aligned with realistic, evidence-informed program goals

and supported by complementary services such as case management, financial coaching, or resource navigation.

SSS remains committed to working collaboratively to strengthen future program design so that resources are deployed in ways that maximize both resident impact and Countywide value.

**ALBERTO BANUELOS, Ph.D.,**  
Interim Director, Self-Sufficiency Services



**PUBLIC SAFETY**

1600 PACIFIC HIGHWAY, ROOM 205, SAN DIEGO, CALIFORNIA 92101-2422  
(619) 595-4633

**Andrew Strong**  
Deputy Chief Administrative Officer  
619-531-4535

**Kathleen Flannery**  
Chief Operations Officer  
619-515-6610

**DATE:** May 19, 2026

**TO:** Supervisor Terra Lawson-Remer, Chair  
Supervisor Monica Montgomery Steppe, Vice Chair  
Supervisor Paloma Aguirre, Chair Pro Tem  
Supervisor Joel Anderson  
Supervisor Jim Desmond

**FROM:** Andrew Strong, Deputy Chief Administrative Officer  
Public Safety

**UPDATE ON BATTERY ENERGY STORAGE SYSTEM WORKFORCE SAFETY OPTIONS**

After a prolonged fire at a Battery Energy Storage System (BESS) facility in East Otay Mesa in 2024, the San Diego County Board of Supervisors (Board) directed County Fire to strengthen safety and oversight for BESS projects, resulting in new Fire Protection Guidelines informed by emerging best practices and technical studies. On February 10, 2026 (02), the Board further directed the CAO to return within 90 days with options to incorporate minimum workforce safety standards into BESS projects, including the use of certified electricians for all electrical work on a BESS facility or Energy Storage Management System (ESMS) and defined Energy Storage and Microgrid Training and Certification (ESAMTAC) levels for onsite personnel.

The deadline for the Board's direction to return with these options would have been on May 11, 2026. However, to allow for additional stakeholder feedback and to incorporate ongoing outreach efforts, staff will return to provide options for the Board's consideration in early Fall 2026.

If you have any questions, please contact Jeff Collins, Director of County Fire at [Jeff.Collins@sdcounty.ca.gov](mailto:Jeff.Collins@sdcounty.ca.gov).

Respectfully,

Andrew Strong, Deputy Chief Administrative Officer Public Safety

**CC:** Ebony N. Shelton, Chief Administrative Officer  
Joan Bracci, Assistant Chief Administrative Officer/Chief Financial Officer  
Jeff Collins, Director, County Fire  
Board of Supervisors Communications Received



# County of San Diego

REGISTRAR OF VOTERS

County Operations Center Campus

5600 Overland Avenue, Suite 100, San Diego, California 92123-1278

Telephone: (858) 565-5800 Toll-free: 1 (800) 696-0136 TTY / TDD: (800) 735-2929

Facsimile: (858) 505-7294 Web Address: [www.sdvote.com](http://www.sdvote.com)

**SHAWN K. BROM**  
Registrar of Voters

**ROSA RASCON**  
Interim Assistant Registrar of Voters

May 8, 2026

TO: David Kim  
San Diego County Employees Retirement Association,  
Chief Executive Officer

FROM: Shawn K. Brom  
Registrar of Voters

**SAN DIEGO COUNTY BOARD OF RETIREMENT MAY 5, 2026,  
ELECTION CERTIFICATION**

Enclosed are the certified results for the following elections:

*Jurisdiction:* Second Seat General Members

*Election Date:* May 5, 2026

Please contact my staff at (858) 505-7234 if you have any questions regarding this matter.

Enclosure: Election Results

C: Supervisor Terra Lawson-Remer, Chair  
Supervisor Monica Montgomery Steppe, Vice Chair  
Supervisor Paloma Aguirre, Chair Pro Tem  
Supervisor Joel Anderson  
Supervisor Jim Desmond  
Ebony N. Shelton, Chief Administrative Officer  
Joan Bracci, Assistant Chief Administrative Officer/Chief Financial Officer  
Brian Albright, Deputy CAO, Finance & General Government Group  
Andrew Potter, Clerk of the Board of Supervisors

**ELECTION FOR THE  
SECOND SEAT GENERAL MEMBER OF THE BOARD OF  
RETIREMENT OF THE COUNTY OF SAN DIEGO**

I, Shawn K. Brom, Registrar of Voters of the County of San Diego, do hereby certify that the following is the result of the votes cast in the election of the Second Seat General Member of the Board of Retirement of the County of San Diego held on May 5, 2026. The following is a statement of the results showing the total number of ballots cast and the total number of votes cast for each candidate.

Witness my hand and official seal this 8th day of May 2026.



A handwritten signature in blue ink, appearing to read "Shawn K. Brom", is written over a horizontal line.

**SHAWN K. BROM**  
Registrar of Voters

**County of San Diego**  
**SDCERA Election**  
**May 5, 2026**  
**Active General Member Second Seat Official Results**

|                                   | Registered<br>Voters | Turnout |
|-----------------------------------|----------------------|---------|
| Total Registration and Turnout    | 17,036               | 1,557   |
| <hr/>                             |                      |         |
| Active General Member Second Seat |                      |         |
| MATTHEW DIX                       | 1,139                | 73.20%  |
| ROBBIE KAWAMOTO                   | 99                   | 6.36%   |
| GUADALUPE RABAGO                  | 94                   | 6.04%   |
| RAYMON RUBI-JARA                  | 65                   | 4.18%   |
| NOEL TREJO                        | 159                  | 10.22%  |
| <b>Total</b>                      | <b>1,556</b>         |         |