COSD CLERK OF THE BOARD
2025 SEP 10 PM12:56

# OFFICE OF AUDITS & ADVISORY SERVICES

## BOARD OF SUPERVISORS – DISTRICT 1 OFFICERS' TRANSITION AUDIT

***FINAL REPORT***

Chief of Audits: Juan R. Perez
Audit Manager: Christopher Efird, CPA
Audit Manager: Franco Lopez, CIA, CPA, CISA, CISSP
Auditor I: Vincent Campbell

Report No. A25-021

September • 2025

AUDITOR AND CONTROLLER
OFFICE OF AUDITS & ADVISORY SERVICES
5500 OVERLAND AVENUE, SUITE 470, SAN DIEGO, CA 92123-1202
Phone: (858) 495-5991

TRACY DRAGER
AUDITOR AND CONTROLLER

JUAN R. PEREZ
CHIEF OF AUDITS

September 9, 2025

TO: Paloma Aguirre, Chair Pro Tem
Board of Supervisors – District 1

FROM: Juan R. Perez
Chief of Audits

FINAL REPORT: BOARD OF SUPERVISORS OFFICERS' TRANSITION AUDIT

Enclosed is our report on the Board of Supervisors – District 1 Officers' Transition Audit. As there are no findings and recommendations in the report, no audit response is required.

Thank you for the courteousness and cooperation extended to the Office of Audits & Advisory Services during the course of the audit.

If you have any questions, please contact me at (858) 495-5661.

Juan R Perez

JUAN R. PEREZ
Chief of Audits

AUD:VC:nb

Enclosure

c: Brian Albright, Deputy Chief Administrative Officer, Finance and General Government Group
Carrie Hoff, Chief Operations Officer, Finance and General Government Group
Joan Bracci, Chief Financial Officer, Finance and General Government Group
Tracy Drager, Auditor and Controller
Judy Ying, Group Finance Director, Finance and General Government Group

## About the Office of Audits & Advisory Services

The mission of the Auditor and Controller's Office of Audits & Advisory Services (OAAS) is to provide independent, objective assurance and consulting services designed to add value and improve the County of San Diego's operations. OAAS helps the County accomplish its objectives by bringing a systematic, disciplined approach to evaluate and improve the effectiveness of risk management, control, and governance processes.

## Audit Authority

OAAS derives its authority to conduct audits of County departments and programs primarily from the County Charter, County Administrative Code, Board of Supervisors Policy Manual, and California Government Code.

## Statement of Auditing Standards

This audit was conducted in conformance with the International Standards for the Professional Practice of Internal Auditing prescribed by the Institute of Internal Auditors as required by California Government Code, Section 1236.

# AUDIT OBJECTIVE & SCOPE

The Office of Audits & Advisory Services (OAAS) has completed an officers' transition audit for the Board of Supervisors – District 1. The objective of the audit was to determine if there is reasonable assurance that the outgoing officer, Nora Vargas, and incoming officer, Paloma Aguirre, took appropriate actions and filed required reports as of July 22, 2025, in compliance with California Codes, County regulatory requirements, and County policies and procedures. These requirements were explained in the instruction letter provided to each officer.

The reports are the responsibility of the officer who signs them. OAAS' responsibility is to provide an opinion on the reports based upon the audit.

This audit was conducted in conformance with the International Standards for the Professional Practice of Internal Auditing prescribed by the Institute of Internal Auditors as required by California Government Code, Section 1236.

# AUDIT RESULTS

In our opinion, there is reasonable assurance that the outgoing and incoming officers took appropriate actions and filed required reports without exception, and in compliance with California Codes, County regulatory requirements, and County policies and procedures in connection with an officer's transition.

# BACKGROUND

The County Charter, Section 801.1(a), requires that OAAS conduct such an audit when County officers leave or assume office to determine if certain affidavits, authorizations, disclosures, and reports are properly completed and processed. These actions provide for an orderly transition of officers, establish proper accountability for public assets, and promote the County's General Management System (GMS); including its key disciplines of accountability, transparency and ethical conduct, fiscal stability, and continuous improvement and innovation.

# METHODOLOGY

OAAS reviewed all the reports filed by the outgoing and incoming officers, obtained supporting documentation, and performed limited internal control testing.

COSD CLERK OF THE BOARD
2025 AUG 27 PM12:24

**AUDITOR AND CONTROLLER**
5500 OVERLAND AVE, SUITE 470, SAN DIEGO, CA 92123-1202
(858) 694-2176 FAX: (858) 694-2296

**TRACY DRAGER**
AUDITOR AND CONTROLLER

**JULIE BJERKE**
ASSISTANT AUDITOR AND CONTROLLER

August 27th, 2025

TO: Andrew Potter
Clerk of the Board of Supervisors

FROM: Tracy Drager
Auditor and Controller

REQUIRED REPORT FILINGS

Pursuant to the referenced statutory requirements, please file the following reports with the Board of Supervisors:

1. Periodic Financial Report for July 2025 - San Diego County Code of Administrative Ordinances - Section 91.5. This report consists of the Schedule of Balance Sheet and Cash Totals by Fund and the Schedule of Revenues and Expenditures by Fund and Organizational Unit.

If you have any questions, please contact Julie Bjerke, Assistant Auditor & Controller, at (858) 694-2216 (Office) or (858) 226-0733 (Cell).

TRACY DRAGER
Auditor and Controller

FAR:JB:am

Attachments

c: Julie Bjerke, Assistant Auditor & Controller

# COUNTY OF SAN DIEGO

## PERIODIC FINANCIAL REPORT
## JULY, 2025

Prepared By:
Auditor and Controller

**REPORTS ATTACHED IN ORDER OF PRESENTATION:**

1 SCHEDULE OF BALANCE SHEET AND CASH TOTALS BY FUND PURSUANT TO SAN DIEGO COUNTY CODE OF ADMINISTRATIVE ORDINANCES - SECTION 91.5

2 SCHEDULE OF REVENUES AND EXPENDITURES BY FUND AND ORGANIZATIONAL UNIT PURSUANT TO SAN DIEGO COUNTY CODE OF ADMINISTRATIVE ORDINANCES - SECTION 91.5

# PERIODIC FINANCIAL STATEMENT - SCHEDULE OF BALANCE SHEET AND CASH TOTALS BY FUND - GL040

Date:14-AUG-2025 13:05:11

COSD
Current Period: JUL-25

Currency: USD
No specific FUND requested

| FUND | ASSETS | LIABILITIES | FUND BALANCE | CASH |
|---|---|---|---|---|
| 10100 GENERAL FUND | 3,523,075,513.13 | 1,678,608,584.59 | 1,844,466,928.54 | 361,498,146.73 |
| 11100 ROAD FUND | 271,415,279.25 | 5,218,396.95 | 266,196,882.30 | 266,284,055.48 |
| 12020 CSHAF GILLESPIE HOUSING | 4,425,612.28 | 985,224.35 | 3,440,387.93 | 503,116.79 |
| 12022 CSHAF USDRIP HOUSING | 1,518,939.64 | 322,186.85 | 1,196,752.79 | 47,029.45 |
| 12150 S D COUNTY LIGHT MAINT DIST 1 | 5,706,579.86 | | 5,706,579.86 | 5,660,334.20 |
| 12200 COUNTY LIBRARY | 9,604,721.35 | 184,534.12 | 9,420,187.23 | 9,369,884.99 |
| 12250 SHERF ASSET FORFEIT PRGM | 3,840,065.13 | | 3,840,065.13 | 3,802,081.76 |
| 12251 SHERF ASSET FORFEIT US TREASURY | 3,655,993.04 | | 3,655,993.04 | 3,631,030.22 |
| 12252 SHERF ASSET FORFEIT STATE | 4,331,938.41 | | 4,331,938.41 | 4,300,632.75 |
| 12300 DA ASSET FORFEIT FEDERAL | 3,715,399.80 | | 3,715,399.80 | 3,688,543.82 |
| 12325 DA ASSET FORFEIT US TREASURY | 269,952.15 | | 269,952.15 | 267,967.15 |
| 12350 DA ASSET FORFEIT STATE | 1,211,638.58 | | 1,211,638.58 | 1,202,456.16 |
| 12450 PROB ASSET FORFEIT PROG | 547,405.01 | | 547,405.01 | 204,017.15 |
| 12451 PROB ASSET FORFEIT US TREASURY | 533.86 | | 533.86 | 529.93 |
| 12452 PROB ASSET FORFEIT STATE | 14,867.18 | | 14,867.18 | 14,757.86 |
| 12500 SHERIFFS INCARC PPLS WELFARE | 13,542,948.11 | | 13,542,948.11 | 13,135,779.44 |
| 12550 WARD WELFARE FUND | 906,613.64 | | 906,613.64 | 889,900.89 |
| 12555 PUB SAFETY PROP 172 SP REV | 94,189,165.76 | | 94,189,165.76 | 26,727,667.30 |
| 12580 TOBACCO SECURITIZATION SR | 252,104,262.84 | | 252,104,262.84 | 4,502,161.79 |
| 12600 SW ENVIRONMENTAL TRUST | 34,695,359.95 | | 34,695,359.95 | 34,362,753.88 |
| 12650 INACTIVE WASTE SITE MGMT | 9,192,404.24 | | 9,192,404.24 | 9,192,404.24 |
| 12675 WASTE PLANNING AND RECYCLING | 11,112,703.10 | 127,950.70 | 10,984,752.40 | 10,820,698.87 |
| 12700 HILLSBOROUGH LNDFL MAINT | 57.83 | | 57.83 | 57.41 |
| 12750 DUCK POND LANDFILL CLEANUP | 335,021.40 | | 335,021.40 | 332,557.95 |
| 12760 IHS PUBLIC AUTHORITY SPRE | 5,647,358.24 | 13,897.73 | 5,633,460.51 | 5,621,517.53 |
| 12810 CATV PEG FUND | 9,772,563.73 | | 9,772,563.73 | 9,772,563.73 |
| 13004 PLD AREA 4 LINCOLN ACRES | 15,548.72 | | 15,548.72 | 15,434.39 |
| 13015 PLD AREA 15 SWEETWATER | 302.14 | | 302.14 | 299.92 |
| 13016 PLD AREA 16 OTAY | 442.09 | | 442.09 | 438.84 |
| 13019 PLD AREA 19 JAMUL | 4,786.54 | | 4,786.54 | 4,751.35 |
| 13020 PLD AREA 20 SPRING VALLEY | 11,596.04 | | 11,596.04 | 11,513.22 |
| 13025 PLD AREA 25 LAKESIDE | 2,495,635.17 | | 2,495,635.17 | 2,477,284.43 |
| 13026 PLD AREA 26 CREST | 181,259.44 | | 181,259.44 | 179,925.59 |
| 13027 PLD AREA 27 ALPINE | 423,526.42 | | 423,526.42 | 420,412.17 |
| 13028 PLD AREA 28 RAMONA | 739,075.30 | | 739,075.30 | 733,629.42 |
| 13029 PLD AREA 29 ESCONDIDO | 943,043.79 | | 943,043.79 | 936,109.46 |
| 13030 PLD AREA 30 SAN MARCOS | 1,031,218.03 | | 1,031,218.03 | 1,023,635.35 |
| 13031 PLD AREA 31 SAN DIEGUITO | 5,470,825.93 | | 5,470,825.93 | 5,430,598.22 |
| 13032 PLD AREA 32 CARLSBAD | 48,148.36 | | 48,148.36 | 47,784.32 |
| 13035 PLD AREA 35 FALLBROOK | 55,464.18 | | 55,464.18 | 55,056.34 |
| 13036 PLD AREA 36 BONSALL | 149,204.53 | | 149,204.53 | 145,914.11 |
| 13037 PLD AREA 37 VISTA | 970,877.70 | | 970,877.70 | 963,738.70 |
| 13038 PLD AREA 38 VALLEY CENTER | 81,358.07 | | 81,358.07 | 80,753.51 |
| 13039 PLD AREA 39 PAUMA VALLEY | 600,009.65 | | 600,009.65 | 595,597.70 |

## PERIODIC FINANCIAL STATEMENT - SCHEDULE OF BALANCE SHEET AND CASH TOTALS BY FUND - GL040

Date:14-AUG-2025 13:05:11

COSD
Current Period: JUL-25

Currency: USD
No specific FUND requested

| FUND | ASSETS | LIABILITIES | FUND BALANCE | CASH |
|---|---|---|---|---|
| 13040 PLD AREA 40 PALOMAR JULIAN | 372,433.39 | | 372,433.39 | 369,666.02 |
| 13041 PLD AREA 41 MTN EMPIRE | 179,170.67 | | 179,170.67 | 177,853.21 |
| 13042 PLD AREA 42 ANZA BORREGO | 111,823.02 | | 111,823.02 | 111,000.77 |
| 13043 PLD AREA 43 CENTRAL MTN | 26,656.29 | | 26,656.29 | 26,460.28 |
| 13044 PLD AREA 44 OCEANSIDE | 4,655.89 | | 4,655.89 | 4,621.65 |
| 13045 PLD AREA 45 VALLE DE ORO | 19,550.20 | | 19,550.20 | 19,406.45 |
| 13049 PLD ADMINISTRATIVE FEE | 336,424.84 | | 336,424.84 | 333,504.62 |
| 13050 PLD ALPINE IMPRV IMPACT FEE | 1,065,594.13 | | 1,065,594.13 | 1,057,836.30 |
| 13052 PLD BONSALL IMPRV IMPACT FEE | 612,178.06 | | 612,178.06 | 600,760.61 |
| 13053 PLD CENTRL MTN IMPRV IMPCT FEE | 270,184.28 | | 270,184.28 | 268,224.05 |
| 13054 PLD COUNTY ISL IMPRV IMPCT FEE | 494,069.17 | | 494,069.17 | 490,436.22 |
| 13055 PLD CRESTDEHESA IMPV IMPCT FEE | 469,883.87 | | 469,883.87 | 458,597.33 |
| 13056 PLD DESERT IMPRV IMPACT FEE | 92,391.04 | | 92,391.04 | 91,765.87 |
| 13057 PLD FALLBROOK IMPRV IMPACT FEE | 734,126.49 | | 734,126.49 | 719,021.95 |
| 13058 PLD JAMUL IMPRV IMPACT FEE | 693,070.30 | | 693,070.30 | 683,811.08 |
| 13059 PLD JULIAN IMPRV IMPACT FEE | 230,669.53 | | 230,669.53 | 228,972.87 |
| 13060 PLD LAKESIDE IMPRV IMPACT FEE | 1,334,810.73 | | 1,334,810.73 | 1,325,291.61 |
| 13061 PLD MTN EMPIRE IMPRV IMPCT FEE | 322,363.51 | | 322,363.51 | 320,056.60 |
| 13062 PLD NC METRO IMPRV IMPACT FEE | 3,136,328.30 | | 3,136,328.30 | 3,113,661.91 |
| 13063 PLD N MTN IMPRV IMPACT FEE | 80,008.90 | | 80,008.90 | 79,468.03 |
| 13065 PLD PALA PMA IMPRV IMPACT FEE | 128,374.70 | | 128,374.70 | 127,430.21 |
| 13066 PLD PENDLETON IMPRV IMPACT FEE | 125,602.02 | | 125,602.02 | 124,702.39 |
| 13067 PLD RAINBOW IMPRV IMPACT FEE | 58,833.13 | | 58,833.13 | 58,400.52 |
| 13068 PLD RAMONA IMPRV IMPACT FEE | 1,328,803.24 | | 1,328,803.24 | 1,321,025.99 |
| 13069 PLD SAN DGTO IMPRV IMPACT FEE | 838,364.24 | | 838,364.24 | 832,364.40 |
| 13070 PLD SPRING VY IMPRV IMPACT FEE | 292,920.82 | | 292,920.82 | 281,393.06 |
| 13071 PLD SWEETWATR IMPRV IMPACT FEE | 217,473.37 | | 217,473.37 | 215,936.72 |
| 13072 PLD VALLE DE ORO IMPV IMPT FEE | 765,287.13 | | 765,287.13 | 759,952.98 |
| 13073 PLD VALLEY CTR IMPRV IMPCT FEE | 2,316,246.21 | | 2,316,246.21 | 2,299,468.80 |
| 13080 PLD ALPINE LAND ACQ IMPACT FEE | 94,172.75 | | 94,172.75 | 93,466.40 |
| 13082 PLD BONSALL LAND ACQ IMPCT FEE | 142,908.14 | | 142,908.14 | 141,888.82 |
| 13083 PLD CENTRL MTN LND ACQ IMP FEE | 44,315.71 | | 44,315.71 | 43,993.73 |
| 13084 PLD COUNTY ISL LND ACQ IMP FEE | 100,088.72 | | 100,088.72 | 99,352.75 |
| 13085 PLD CRESTDEHESA LD ACQ IMP FEE | 64,000.19 | | 64,000.19 | 62,544.09 |
| 13086 PLD DESERT LAND ACQ IMPACT FEE | 1,342.23 | | 1,342.23 | 1,333.11 |
| 13087 PLD FALLBROOK LND ACQ IMPT FEE | 203,599.61 | | 203,599.61 | 201,275.98 |
| 13088 PLD JAMUL LAND ACQ IMPACT FEE | 78,102.75 | | 78,102.75 | 77,103.00 |
| 13089 PLD JULIAN LAND ACQ IMPACT FEE | 9,006.37 | | 9,006.37 | 8,940.13 |
| 13090 PLD LAKESIDE LND ACQ IMPCT FEE | 165,499.68 | | 165,499.68 | 164,307.55 |
| 13091 PLD MTN EMPIRE LND ACQ IMP FEE | 4,533.61 | | 4,533.61 | 4,501.12 |
| 13092 PLD NC METRO LND ACQ IMPCT FEE | 372,582.88 | | 372,582.88 | 369,892.35 |
| 13093 PLD N MTN LAND ACQ IMPACT FEE | 3,114.30 | | 3,114.30 | 3,093.15 |
| 13095 PLD PALA PMA LND ACQ IMPCT FEE | 8,244.10 | | 8,244.10 | 8,183.45 |
| 13096 PLD PENDLETON LND ACQ IMPT FEE | 3,610.49 | | 3,610.49 | 3,584.57 |

# PERIODIC FINANCIAL STATEMENT - SCHEDULE OF BALANCE SHEET AND CASH TOTALS BY FUND - GL040

Date:14-AUG-2025 13:05:11

COSD
Current Period: JUL-25

Currency: USD
No specific FUND requested

| FUND | ASSETS | LIABILITIES | FUND BALANCE | CASH |
|---|---|---|---|---|
| 13097 PLD RAINBOW LAND ACQ IMPCT FEE | 1,535.53 | | 1,535.53 | 1,524.24 |
| 13098 PLD RAMONA LAND ACQ IMPACT FEE | 147,686.74 | | 147,686.74 | 148,644.98 |
| 13099 PLD SAN DGTO LND ACQ IMPCT FEE | 869,888.03 | | 869,888.03 | 863,556.45 |
| 13100 PLD SPRING VY LND ACQ IMPT FEE | 454,998.70 | | 454,998.70 | 451,687.26 |
| 13101 PLD SWEETWATR LND ACQ IMPT FEE | 117,309.67 | | 117,309.67 | 116,464.21 |
| 13102 PLD VALLE DE ORO LD ACQ IM FEE | 154,198.92 | | 154,198.92 | 153,112.54 |
| 13103 PLD VALLEY CTR LND ACQ IMP FEE | 73,253.42 | | 73,253.42 | 72,737.06 |
| 13112 PLD BONSALL IN LIEU FEE | 144,405.25 | | 144,405.25 | 143,343.42 |
| 13117 PLD FALLBROOK IN LIEU FEE | 2,283.75 | | 2,283.75 | 2,201.83 |
| 13120 PLD LAKESIDE IN LIEU FEE | 37,814.67 | | 37,814.67 | 37,538.62 |
| 13122 PLD NC METRO IN LIEU FEE | 52,735.65 | | 52,735.65 | 52,347.88 |
| 13128 PLD RAMONA IN LIEU FEE | 18,014.31 | | 18,014.31 | 17,988.59 |
| 13129 PLD SAN DGTO IN LIEU FEE | 116,745.44 | | 116,745.44 | 115,900.01 |
| 13130 PLD SPRING VY IN LIEU FEE | 50,719.13 | | 50,719.13 | 50,368.33 |
| 13131 PLD SWEETWATR IN LIEU FEE | 1,003.06 | | 1,003.06 | 995.69 |
| 13132 PLD VALLE DE ORO IN LIEU FEE | 46,534.94 | | 46,534.94 | 46,192.76 |
| 13133 PLD VALLEY CTR IN LIEU FEE | 122,762.46 | | 122,762.46 | 121,859.77 |
| 13695 SANCAL 2023 CPH LAB COC RELOC | 3,455,831.90 | | 3,455,831.90 | |
| 14005 PRD 6 PAUMA VALLEY | 191,176.99 | | 191,176.99 | 189,794.74 |
| 14010 PRD 8 MAGEE ROAD PALA | 96,641.83 | | 96,641.83 | 95,958.18 |
| 14015 PRD 9 SANTA FE ZONE B | 232,466.97 | | 232,466.97 | 230,706.07 |
| 14020 PRD 10 DAVIS DRIVE | 50,434.88 | | 50,434.88 | 50,059.35 |
| 14025 PRD 11 BERNARDO ROAD ZN A | 108,853.28 | | 108,853.28 | 108,053.35 |
| 14030 PRD 11 BERNARDO ROAD ZN C | 10,511.86 | | 10,511.86 | 10,431.44 |
| 14035 PRD 11 BERNARDO ROAD ZN D | 35,375.56 | | 35,375.56 | 35,066.12 |
| 14040 PRD 12 LOMAIR | 153,696.30 | | 153,696.30 | 152,577.55 |
| 14045 PRD 13 PALA MESA ZONE A | 150,803.26 | | 150,803.26 | 149,739.48 |
| 14050 PRD 13 STEWART CANYON ZN B | 83,059.08 | | 83,059.08 | 82,153.14 |
| 14060 PRD 16 WYNOLA | 167,634.77 | | 167,634.77 | 166,395.95 |
| 14065 CSA 17 SAN DIEGUITO AMBUL | 3,776.07 | 3,776.07 | | 3,776.07 |
| 14070 PRD 18 HARRISON PARK | 90,182.98 | | 90,182.98 | 89,530.19 |
| 14080 PRD 20 DAILY ROAD | 247,375.25 | | 247,375.25 | 245,623.26 |
| 14085 PRD 21 PAUMA HEIGHTS | 580,267.32 | | 580,267.32 | 576,048.43 |
| 14090 PRD 22 WEST DOUGHERTY ST | 4,525.30 | | 4,525.30 | 4,488.08 |
| 14095 PRD 23 ROCK TERRACE ROAD | 23,132.56 | | 23,132.56 | 22,958.72 |
| 14100 PRD 24 MT WHITNEY ROAD | 106,190.83 | | 106,190.83 | 105,400.67 |
| 14105 CSA 26 RANCHO SAN DIEGO | 97,815.20 | | 97,815.20 | 90,739.23 |
| 14110 CSA 26 COTTONWD VILLG ZN A | 364,923.18 | 57,158.60 | 307,764.58 | 362,072.71 |
| 14115 CSA 26 MONTE VISTA ZN B | 173,843.40 | | 173,843.40 | 172,414.04 |
| 14118 CSA 26 SD LANDSCAPE MAINT ZN 1 | 190,742.45 | | 190,742.45 | 189,213.49 |
| 14119 LMD ZONE 2 JULIAN | 34,527.49 | | 34,527.49 | 32,004.93 |
| 14120 PRD 30 ROYAL OAKS CARROLL | 50,052.87 | | 50,052.87 | 49,666.60 |
| 14125 PRD 38 GAY RIO TERRACE | 83,779.35 | | 83,779.35 | 83,151.59 |
| 14135 PRD 45 RINCON SPRINGS RD | 43,798.42 | | 43,798.42 | 43,487.07 |

# PERIODIC FINANCIAL STATEMENT - SCHEDULE OF BALANCE SHEET AND CASH TOTALS BY FUND - GL040

Date:14-AUG-2025 13:05:11

COSD
Current Period: JUL-25

Currency: USD
No specific FUND requested

| FUND | ASSETS | LIABILITIES | FUND BALANCE | CASH |
|---|---|---|---|---|
| 14140 PRD 46 ROCOSO ROAD | 249,574.25 | | 249,574.25 | 247,783.94 |
| 14145 PRD 49 SUNSET KNOLLS ROAD | 70,680.83 | | 70,680.83 | 70,150.93 |
| 14150 PRD 50 KNOLL PARK LANE | 68,440.10 | | 68,440.10 | 67,939.21 |
| 14155 PRD 53 KNOLL PARK | 219,667.17 | | 219,667.17 | 218,062.38 |
| 14160 PRD 54 MT HELIX | 142,938.01 | | 142,938.01 | 141,887.04 |
| 14165 PRD 55 RAINBOW CREST RD | 395,067.65 | | 395,067.65 | 392,196.17 |
| 14170 PRD 60 RIVER DRIVE | 128,459.23 | | 128,459.23 | 127,521.93 |
| 14175 PRD 61 GREEN MEADOW WAY | 136,573.92 | | 136,573.92 | 135,576.95 |
| 14180 PRD 63 HILLVIEW ROAD | 274,960.16 | | 274,960.16 | 272,962.63 |
| 14190 CSA 69 HEARTLAND PARAMEDIC | 2,864.33 | 2,864.33 | | 2,864.33 |
| 14195 PRD 70 EL CAMINO CORTO | 45,621.95 | | 45,621.95 | 45,288.60 |
| 14200 PRD 75 GAY RIO DR ZONE A | 122,878.15 | | 122,878.15 | 121,985.32 |
| 14205 PRD 75 GAY RIO DR ZONE B | 67,504.15 | | 67,504.15 | 67,024.69 |
| 14220 PRD 76 KINGSFORD COURT | 56,522.14 | | 56,522.14 | 56,108.22 |
| 14225 PRD 77 MONTIEL TRUCK TRAIL | 238,282.46 | | 238,282.46 | 236,543.11 |
| 14230 PRD 78 GARDENA WAY | 78,020.06 | | 78,020.06 | 77,451.62 |
| 14235 PRD 80 HARRIS TRUCK TRAIL | 185,322.66 | | 185,322.66 | 183,944.69 |
| 14240 CSA 81 FALLBROOK LOCAL PK | 739,486.20 | | 739,486.20 | 723,274.42 |
| 14245 CSA 83 SAN DIEGUITO LOC PK | 3,251,076.82 | | 3,251,076.82 | 3,204,715.96 |
| 14246 CSA 83A ZONE A4S RANCH PRK 95155 | 355,785.40 | 60.00 | 355,725.40 | 328,131.33 |
| 14255 PRD 88 EAST FIFTH ST | 51,896.90 | | 51,896.90 | 51,513.07 |
| 14265 PRD 90 SOUTH CORDOBA | 68,317.48 | | 68,317.48 | 67,813.92 |
| 14270 PRD 94 ROBLE GRANDE ROAD | 301,595.63 | | 301,595.63 | 299,403.35 |
| 14275 PRD 95 VALLE DEL SOL | 449,827.14 | | 449,827.14 | 446,523.76 |
| 14280 PRD 99 ALLONDRA DEL CORVO | 126,088.56 | | 126,088.56 | 125,167.24 |
| 14285 PRD 100 VIEJAS LANE VIEW | 3,259.14 | | 3,259.14 | 3,259.14 |
| 14290 PRD 101 JOHNSON LAKE RD | 136,571.34 | | 136,571.34 | 135,568.42 |
| 14295 PRD 101 HI RIDGE RD ZONE A | 244,031.23 | 60,000.00 | 184,031.23 | 182,535.08 |
| 14300 PRD 102 MT MEADOW | 138,660.65 | | 138,660.65 | 137,657.35 |
| 14315 PRD 103 ALTO DRIVE | 192,052.75 | | 192,052.75 | 190,642.01 |
| 14320 PRD 104 ARTESIAN RD | 157,942.49 | | 157,942.49 | 156,866.08 |
| 14330 PRD 105 ALTA LOMA DR | 207,003.78 | 46,400.00 | 160,603.78 | 159,425.38 |
| 14335 PRD 105 ALTA LOMA DR ZN A | 171,122.09 | 26,000.00 | 145,122.09 | 144,054.95 |
| 14340 PRD 106 GARRISON WAY ET AL | 93,030.31 | | 93,030.31 | 92,358.41 |
| 14410 PRD 117 LEGEND ROCK | 168,150.88 | | 168,150.88 | 167,037.72 |
| 14440 CSA 122 OTAY MESA EAST | 8,012.38 | | 8,012.38 | 7,953.46 |
| 14445 PRD 123 MIZPAH LANE | 70,368.26 | | 70,368.26 | 69,846.85 |
| 14455 PRD 125 WRIGHTWOOD ROAD | 47,518.47 | | 47,518.47 | 47,164.60 |
| 14460 PRD 126 SANDHURST WAY | 17,547.03 | | 17,547.03 | 17,414.28 |
| 14465 PRD 127 SINGING TRAILS DR | 53,398.64 | 25,200.00 | 28,198.64 | 27,905.64 |
| 14470 CSA 128 SAN MIGUEL PARK | 1,168,046.25 | | 1,168,046.25 | 1,083,637.87 |
| 14480 PRD 130 WILKES ROAD | 96,820.98 | | 96,820.98 | 96,114.63 |
| 14500 PRD 133 RANCH CREEK ROAD | 241,816.18 | | 241,816.18 | 240,050.41 |
| 14505 PRD 134 KENORA LANE | 42,597.35 | | 42,597.35 | 42,283.47 |

# PERIODIC FINANCIAL STATEMENT - SCHEDULE OF BALANCE SHEET AND CASH TOTALS BY FUND - GL040

Date:14-AUG-2025 13:05:11

COSD

Current Period: JUL-25

Currency: USD

No specific FUND requested

| FUND | ASSETS | LIABILITIES | FUND BALANCE | CASH |
|---|---|---|---|---|
| 14610 SDCFPD FIRE MITIGATION | 7,603,326.28 | | 7,603,326.28 | 7,548,974.09 |
| 14611 SD COUNTY FIRE PROTECTION DIST | 6,798,814.84 | 3,886.82 | 6,794,928.02 | 5,744,428.59 |
| 14612 SDCFPD MT LAGUNA | 35,489.23 | | 35,489.23 | 35,195.02 |
| 14613 SDCFPD PALOMAR | 16,913.19 | | 16,913.19 | 16,708.84 |
| 14614 SDCFPD DESCANSO | 133,123.75 | | 133,123.75 | 132,054.06 |
| 14615 SDCFPD DULZURA | 240.41 | | 240.41 | 213.13 |
| 14616 SDCFPD TECATE | 327.83 | | 327.83 | 303.18 |
| 14617 SDCFPD POTRERO | 836.82 | | 836.82 | 801.90 |
| 14618 SDCFPD JACUMBA | 4,865.42 | | 4,865.42 | 4,812.57 |
| 14619 SDCFPD RURAL WEST | 74,434.23 | | 74,434.23 | 73,255.35 |
| 14620 SDCFPD YUIMA | 1,667.76 | | 1,667.76 | 1,551.93 |
| 14621 SDCFPD JULIAN | 37,738.72 | | 37,738.72 | 37,282.16 |
| 14622 SDCFPD RAMONA | 122,758.75 | | 122,758.75 | 117,539.52 |
| 14624 SDCFPD BORREGO | 524,360.26 | | 524,360.26 | 520,705.02 |
| 14625 SDCFPD RAMONA EDU DELINQUENT | 1,342,484.53 | | 1,342,484.53 | 1,333,727.91 |
| 14810 CSA 135 DEL MAR 800MHZ ZONE B | 47,664.34 | | 47,664.34 | 47,308.16 |
| 14830 CSA 135 POWAY 800 MHZ ZONE F | 15,098.78 | | 15,098.78 | 14,214.70 |
| 14840 CSA 135 SOLANA BCH 800MHZ ZN H | 8,873.61 | | 8,873.61 | 8,705.84 |
| 14850 CSA 135 BORR SPRNG FPD 800 ZN K | 26,861.35 | | 26,861.35 | 26,656.20 |
| 14900 CSA 136 SUNDANCE DET BASIN | 223,079.18 | | 223,079.18 | 221,443.66 |
| 14907 CSA 138 VALLEY CENTER PARK | 245,240.64 | | 245,240.64 | 243,836.30 |
| 14995 COUNTY SERVICE AREA 17 | 7,201,132.52 | 10,951.36 | 7,190,181.16 | 7,142,675.93 |
| 14996 COUNTY SERVICE AREA 69 | 692,881.69 | 26,267.93 | 666,613.76 | 311,070.05 |
| 14997 SDCFPD AMBULANCE SERVICE AREA | 4,801,524.01 | 29,100.58 | 4,772,423.43 | 4,044,167.26 |
| 15000 SD CO FLOOD CONTROL DIST | 18,872,923.23 | 66,765.87 | 18,806,157.36 | 18,740,493.49 |
| 15226 BLACKWOLF MAINT ZN349781 | 147,387.45 | | 147,387.45 | 146,257.85 |
| 15227 LAKE RANCHO VIEJO MAINT ZN 4-4249- | 274,166.74 | | 274,166.74 | 272,215.01 |
| 15228 PONDEROSA ESTATES MAINT ZN 3-5142- | 125,374.59 | | 125,374.59 | 124,459.59 |
| 15250 HCV ADMIN FEE RESERVE | 6,337,290.49 | 1,168,412.91 | 5,168,877.58 | 2.06 |
| 15255 SDCHA RES REHAB | 2,205,136.97 | (7,880.00) | 2,213,016.97 | |
| 15265 PH MELROSE HUD | 169,418.57 | 5,450.00 | 163,968.57 | |
| 15280 PH TOWNCENTER HUD | 127,938.64 | 67,530.65 | 60,407.99 | |
| 15295 MODERATE REHAB PROJ 3 HAP | 210,838.86 | | 210,838.86 | |
| 15305 HA VOUCHER PROG PROJECTS | 5,631,601.29 | 306,237.49 | 5,325,363.80 | 0.08 |
| 15308 HCV FAMILY SELF SUFFICIENCY | 777,431.71 | 775,150.88 | 2,280.83 | |
| 15315 PH L ST HUD | 55,847.12 | 4,800.00 | 51,047.12 | |
| 15320 HOUS ASST MOD REHAB PRJ 4 | 905,894.00 | 73,750.36 | 832,143.64 | |
| 15325 PH DOROTHY HUD | 241,129.42 | 8,220.00 | 232,909.42 | |
| 15330 HA BUSINESS ACTIVITIES | 2,171,253.10 | (36,261.29) | 2,207,514.39 | |
| 15335 PH FIREBIRD FMHA | 806,839.23 | 501,925.96 | 304,913.27 | |
| 15345 HOUS AUTH FACILITY FUND | 89,501.48 | | 89,501.48 | 3,659.41 |
| 15352 REDEV RENTAL SUBSIDY PROGRAM | 3,344.34 | 2,634.81 | 709.53 | |
| 15354 HA SANTEE SUCCESS HOUSING AGCY | 21,446,178.92 | 21,321,150.55 | 125,028.37 | 5.33 |
| 15355 HA REAL ESTATE RESERVE | 2,025,696.62 | | 2,025,696.62 | 4.28 |

# PERIODIC FINANCIAL STATEMENT - SCHEDULE OF BALANCE SHEET AND CASH TOTALS BY FUND - GL040

Date:14-AUG-2025 13:05:11

COSD

Current Period: JUL-25

Currency: USD

No specific FUND requested

| FUND | ASSETS | LIABILITIES | FUND BALANCE | CASH |
|---|---|---|---|---|
| 15370 MAINSTREAM VOUCHER | 827,009.67 | 8,784.60 | 818,225.07 | |
| 15451 OTHER SERVICES - HARMONY GROVE FUN | 1,598,251.94 | | 1,598,251.94 | 1,586,065.64 |
| 15452 FLOOD CONTROL - HARMONY GROVE FUND | 576,384.60 | | 576,384.60 | 572,200.72 |
| 15453 FIRE PROTECTION - HARMONY GROVE FU | 22,619.56 | | 22,619.56 | 21,985.72 |
| 15454 IMPROVEMENT - HARMONY GROVE FUND | 5,144.80 | | 5,144.80 | 0.09 |
| 15464 HORSE CRK RDG CFD 13-01 INTERIM MA | 642,567.63 | 571,556.40 | 71,011.23 | 637,842.74 |
| 15465 HORSE CRK RDG CFD 13-01 A-SPECIAL | 1,887,792.19 | | 1,887,792.19 | 1,873,403.01 |
| 15466 HORSE CRK RDG FCD CFD 13-01 B-SPEC | 1,420,570.56 | | 1,420,570.56 | 1,410,271.25 |
| 15467 HORSE CRK RDG FIRE CFD 13-01 C-SPE | 253,277.12 | | 253,277.12 | 251,525.87 |
| 15468 MEADOWOOD PRK CFD 19-01 A-SPECIAL | 793,978.15 | | 793,978.15 | 787,739.19 |
| 15469 MEADOWOOD FCD CFD 19-01 B-SPECIAL | 604,701.86 | | 604,701.86 | 600,444.13 |
| 15470 MEADOWOOD FIRE CFD 19-01 C-SPECIAL | 276,424.32 | | 276,424.32 | 274,533.06 |
| 15472 SWEETWTR PL MAINT CFD 19-02 SPECIA | 419,516.86 | | 419,516.86 | 416,135.49 |
| 15473 PARK CIR MAINT CFD 19-03 SPECIAL T | 905,408.45 | | 905,408.45 | 898,989.21 |
| 15474 SDCFPD CFD 04-01 SPECIAL TAX A | 66,694.15 | | 66,694.15 | 66,207.47 |
| 15475 SDCFPD CFD 04-01 SPECIAL TAX B | 4,143.13 | | 4,143.13 | 4,114.52 |
| 15476 SDCFPD EOM CFD 9-1 SPCL TX A | 594,639.01 | | 594,639.01 | 590,266.55 |
| 15477 SDCFPD EOM CFD 9-1 SPCL TX B | 237,186.39 | | 237,186.39 | 232,887.33 |
| 15478 PIPER OTAY CFD 22-01 TAX A | 61,326.19 | | 61,326.19 | 60,889.81 |
| 15479 PIPER OTAY CFD 22-01 TAX B | 33,810.65 | | 33,810.65 | 33,532.86 |
| 15480 SDCFPD BORREGO CFD 14-1 SPCL TX | 276,959.32 | | 276,959.32 | 274,922.54 |
| 15720 PRD 1003 ALAMO WAY | 784.09 | | 784.09 | 778.32 |
| 15740 PRD 1005 EDEN VALLEY LANE | 120,817.96 | | 120,817.96 | 119,924.77 |
| 15765 PRD 1008 CANTER 97038 | 19,602.64 | | 19,602.64 | 19,453.94 |
| 15774 PRD 1000 ZN1010 ALPINE HIGHLANDS 9 | 153,956.23 | | 153,956.23 | 152,836.47 |
| 15775 PRD 1000 ZN1011 LA CUESTA 97040 | 116,722.16 | | 116,722.16 | 115,857.14 |
| 15776 PRD 1000 ZN1012 MILLAR 97041 | 92,397.44 | | 92,397.44 | 91,716.28 |
| 15777 PRD 1013 SINGING TRAILS | 80,522.95 | | 80,522.95 | 79,934.57 |
| 15778 PRD 1014 LAVENDER PT LANE | 42,862.27 | | 42,862.27 | 42,540.81 |
| 15779 PRD 1015 LANDAVO DRIVE ET AL | 98,747.21 | | 98,747.21 | 98,017.81 |
| 15780 PRD 1016 EL SERENO WAY | (29,799.77) | | (29,799.77) | (29,574.95) |
| 15781 PRD 1017 KALBAUGH-HALEY-TOUB ST | 55,429.24 | | 55,429.24 | 55,023.26 |
| 15850 SURVEY MONUMENT PRESRVATM | 1,131,670.44 | | 1,131,670.44 | 1,131,670.44 |
| 15890 SPECIAL AVIATION | 40,141.34 | | 40,141.34 | 140.30 |
| 15910 COSD FISH AND GAME PROPAGATION | 81,778.00 | | 81,778.00 | 81,778.00 |
| 17050 CSAF REDEV OBLIG RET | 2,449,830.27 | | 2,449,830.27 | 2,441,634.48 |
| 21000 PENSION OBLIGATION BONDS | 230,807,783.13 | 226,530,561.50 | 4,277,221.63 | 828,831.02 |
| 21625 SANCAL2019 REV JUST FAC REF | 1,937,250.00 | | 1,937,250.00 | |
| 21626 SANCAL2019 ADMIN JUST FAC REF | 2,550.13 | | 2,550.13 | |
| 21627 SANCAL2019 DS JUSTICE FAC REF | 1,937,249.99 | 1,937,249.99 | | |
| 21628 SANCAL2019 INV ERNG JST FC REF | 16,837.92 | | 16,837.92 | 174.36 |
| 21629 SANCAL2019 EXC ERNG JST FC REF | 2,363.69 | | 2,363.69 | 2,346.32 |
| 21633 SANCAL2020 ADMIN WATERFRONT REF | 10,127.42 | | 10,127.42 | |
| 21634 SANCAL2020 DS WATERFRONT REF | 24,341,931.24 | 24,341,931.24 | | |

# PERIODIC FINANCIAL STATEMENT - SCHEDULE OF BALANCE SHEET AND CASH TOTALS BY FUND - GL040

Date:14-AUG-2025 13:05:11

COSD

Current Period: JUL-25

Currency: USD

No specific FUND requested

| FUND | ASSETS | LIABILITIES | FUND BALANCE | CASH |
|---|---|---|---|---|
| 21635 SANCAL2020 INV ERNG WATERFRONT REF | 7,315.60 | | 7,315.60 | 5.05 |
| 21637 SANCAL2020 REV WATERFRONT REF | 1,430,087.50 | | 1,430,087.50 | |
| 21638 SANCAL2020 ADMN CEDAR KTTNR REF | 12,889.36 | | 12,889.36 | |
| 21639 SANCAL2020 DS CEDAR KTTNR REF | 24,643,026.91 | 24,643,026.91 | | |
| 21640 SANCAL2020 INV ERNG CEDAR KTTNR RE | 64,609.70 | | 64,609.70 | 13,038.59 |
| 21641 SANCAL2020 REV CEDAR KTTNR REF | 1,450,073.76 | | 1,450,073.76 | |
| 21651 SANCAL2021 YTC COPS BASE RENT | 3,202,750.00 | | 3,202,750.00 | |
| 21652 SANCAL2021 YTC COPS DEBT SVC | 86,543,512.01 | 86,524,250.00 | 19,262.01 | 19,259.95 |
| 21653 SANCAL2021 YTC COPS ADMIN | 8,168.82 | | 8,168.82 | |
| 21655 SANCAL2021 YTC COPS INV EARN | 21,069.62 | | 21,069.62 | 1,233.70 |
| 21656 SANCAL2021 YTC COPS EXC EARN | 3,700.26 | | 3,700.26 | |
| 21658 SANCAL 2023 CPH LAB PROJECT | 23,138,419.94 | | 23,138,419.94 | |
| 21659 SANCAL 2023 CPH LAB BASE RENT | 1.17 | | 1.17 | |
| 21660 SANCAL 2023 CPH LAB DS FUND | 309,314,500.00 | 309,314,500.00 | | |
| 21661 SANCAL 2023 CPH LAB ADMIN FUND | 17,422.22 | | 17,422.22 | |
| 21662 SANCAL 2023 CPH LAB CAP INT | 11,946,842.37 | | 11,946,842.37 | |
| 21663 SANCAL 2023 CPH LAB INV EARN | 856.44 | | 856.44 | |
| 21666 SANCAL 2024 EDGEMOOR REF BASE RENT | 7,029,194.46 | | 7,029,194.46 | |
| 21667 SANCAL 2024 EDGEMOOR REF DS FUND | 35,131,000.00 | 35,131,000.00 | | |
| 21668 SANCAL 2024 EDGEMOOR REF ADMIN | 20,000.00 | | 20,000.00 | |
| 21670 SANCAL 2024 EDGEMOOR REF INV EARN | 29,602.47 | | 29,602.47 | |
| 21673 SANCAL 2025 COC REF BASE RENT | 1,839,608.89 | | 1,839,608.89 | |
| 21674 SANCAL 2025 COC REF COI FUND | 29,791.98 | | 29,791.98 | |
| 21675 SANCAL 2025 COC REF DS FUND | 70,765,908.89 | 70,765,908.89 | | |
| 22350 TOBACCO SECRTZN CORP S R | 261,227,235.59 | 358,398,681.81 | (97,171,446.22) | |
| 22351 TOBACCO COLLECTION AT S R | 344,964,241.52 | (102,726,314.43) | 447,690,555.95 | |
| 22370 06 TOBACCO SR DEBT SERV | 7,098,442.97 | 1,718,441.24 | 5,380,001.73 | |
| 22382 2019 TOB CLASS 1 SR LIQ RESERVE | 19,958,513.65 | 2,846,597.22 | 17,111,916.43 | |
| 22383 2019 TOB CLASS 2 SR LIQ RESERVE | 5,758,214.09 | 821,268.17 | 4,936,945.92 | |
| 22384 2019 TOB TURBO REDEMPTION | 27,862.85 | 124,440.65 | (96,577.80) | |
| 22390 2019 TOB COI FUND | | 716.80 | (716.80) | |
| 22391 2019 TOB OPERATING | 185,391.88 | 33,887.60 | 151,504.28 | |
| 22392 2019 TOB OPERATING CONTINGENCY | 20,375.28 | 9,516.53 | 10,858.75 | |
| 23210 CSAF GF DEBT SERVICE | 42,471.73 | | (2,566,468.46) | |
| 23211 CSAF GF INTEREST ACCT | 2,498,618.79 | 2,498,618.79 | | |
| 23212 CSAF GF PRINCIPAL ACCT | 2,905,000.00 | 2,905,000.00 | | |
| 23213 CSAF GF DEBT SER RESERVE | 946,025.74 | | 946,025.74 | |
| 23214 CSAF GF TURBO REDEMPTION FUND | 4.75 | | 4.75 | |
| 25012 SDRBA 2016 COC ADMIN | 837.38 | | 837.38 | |
| 25015 SDRBA 2016 COC INVESTMENT EARNINGS | 228,505.44 | | 228,505.44 | 9,282.39 |
| 26000 CAPITAL OUTLAY FUND | 15,040,066.86 | 15,092,471.02 | (52,404.16) | 9,748,255.43 |
| 26005 MAJOR MAINT CAPITAL OUTLAY FD | 4,443,267.03 | 4,513,807.76 | (70,540.73) | 4,443,267.03 |
| 26015 CAPITAL MSCP ACQUISITION FUND | 998,138.33 | 1,000,000.00 | (1,861.67) | 998,138.33 |
| 26025 COUNTY HEALTH COMPLEX | 15,971,968.84 | 16,000,000.00 | (28,031.16) | 6,417,294.07 |

# PERIODIC FINANCIAL STATEMENT - SCHEDULE OF BALANCE SHEET AND CASH TOTALS BY FUND - GL040

Date:14-AUG-2025 13:05:11

COSD
Current Period: JUL-25

Currency: USD
No specific FUND requested

| FUND | ASSETS | LIABILITIES | FUND BALANCE | CASH |
|---|---|---|---|---|
| 26050 JUSTICE FACILITY CONST | 4,491,563.57 | 4,500,000.00 | (8,436.43) | 4,491,563.57 |
| 26075 LIBRARY PROJ CAPITAL OUTLAY FD | 1,269,648.50 | 1,279,320.46 | (9,671.96) | 990,328.04 |
| 26125 EDGEMOOR DEVELOPMENT | 11,745,906.02 | 4,603,959.00 | 7,141,947.02 | 1,491,571.41 |
| 28075 CSAF USDRIP | 593,980.64 | 588,780.00 | 5,200.64 | 5,162.50 |
| 28076 CSAF GF IMPROVEMENT | 377.79 | | 377.79 | 375.01 |
| 28078 CSAF GF SRF | 7,670.81 | | 7,670.81 | 7,587.88 |
| 28079 CSAF GF ADMIN | 978,407.64 | 977,610.88 | 796.76 | 790.90 |
| 28080 CSAF GILLESPIE HOUSING | 347.79 | | 347.79 | 345.24 |
| 28081 CSAF USDRIP HOUSING | 387.98 | | 387.98 | 385.13 |
| 30050 AIRPORT ENTERPRISE | 145,297,199.74 | 111,771,303.85 | 33,525,895.89 | 31,699,957.16 |
| 30100 LIQUID WASTE ENTERPRISE | 1,609,039.69 | 476,669.31 | 1,132,370.38 | 1,446,915.17 |
| 30425 CMWSMD-ZONE B (CAMPO HILLS WATER) | 553,270.88 | 164,587.70 | 388,683.18 | 388,096.08 |
| 30427 CMWSMD-ZONE A (RANCHO DEL CAMPO WT | 3,145,285.07 | 118,817.00 | 3,026,468.07 | 2,963,658.66 |
| 30429 LIVE OAK SPRNGS WTR SYS CSA137 | 6,107,116.07 | 2,912,084.84 | 3,195,031.23 | 3,173,816.57 |
| 31500 SAN DIEGO COUNTY SANITATION DISTRI | 163,974,168.43 | 80,333,707.61 | 83,640,460.82 | 83,129,659.13 |
| 31550 SHF JAIL STORES COMMISSARY ENTERPR | 603,579.39 | 2,534.56 | 601,044.83 | 312,449.36 |
| 35500 INFORMATION TECHNOLOGY ISF | 40,444,503.08 | | 40,444,503.08 | 40,444,503.08 |
| 35525 DPW EQUIP INTERNAL SERV | 6,535,506.84 | | 6,535,506.84 | 6,488,337.86 |
| 35550 DPW ISF EQUIP ACQ ROAD FD | 33,499,708.49 | 17,707,823.78 | 15,791,884.71 | 15,952,586.47 |
| 35575 DPW ISF EQUIP ACQ INACTIVE WST GF | 951,973.63 | 100,679.42 | 851,294.21 | 848,416.85 |
| 35625 DPW ISF EQUIP ACQ AIRPORT | 2,004,385.42 | 655,304.35 | 1,349,081.07 | 1,344,495.23 |
| 35650 DPW ISF EQUIP ACQ GEN FND | 360,239.10 | 19,415.02 | 340,824.08 | 342,532.73 |
| 35675 DPW ISF EQUIP ACQ LIQ WST | 6,454,393.05 | 1,988,591.70 | 4,465,801.35 | 4,476,163.79 |
| 35800 PURCHASING ISF | 8,296,637.58 | 2,063,718.36 | 6,232,919.22 | 7,263,608.76 |
| 35925 PERMANENT RD DIV PRD ISF | 500,000.00 | | 500,000.00 | 342,400.00 |
| 36000 EMPLOYEE BENEFITS | 234,470,651.91 | 226,401,858.18 | 8,068,793.73 | 232,695,226.22 |
| 36025 INSURANCE ISF | 768,205.67 | | 768,205.67 | 704,729.86 |
| 36050 PUBLIC LIABILTY INSURANCE | 81,853,494.44 | 105,735,463.45 | (23,881,969.01) | 81,050,591.62 |
| 37000 FLEET SERVICES ISF OPER AND MAINT | 5,237,724.44 | 427,338.22 | 4,810,386.22 | 5,164,577.94 |
| 37025 FLEET ISF EQUIP ACQ GENL | 116,845,042.52 | 75,519,758.07 | 41,325,284.45 | 42,495,751.02 |
| 37050 FLEET ISF MAT SUPP INV | 7,654,685.52 | 2,584,689.38 | 5,069,996.14 | 3,473,610.88 |
| 37075 FLEET ISF ACCIDENT REPAIR | 2,519,974.83 | | 2,519,974.83 | 2,500,442.64 |
| 37600 FACILITIES MGMT INT SVC FD | 15,709,162.17 | 6,782,826.85 | 8,926,335.32 | 11,813,668.71 |
| 37650 MAJOR MAINTENANCE INT SVC FD | 178,311.94 | | 178,311.94 | 135,387.09 |
| 41000 EQUITIZED CASH | 246,486.42 | 881,753,970.49 | (881,507,484.07) | 210,488.77 |
| 41600 RET SAL BENEFITS AP CNTY | 1,000,000.00 | | 1,000,000.00 | 1,000,000.00 |
| 43500 NO CO CEMETERY ENDOWMENT CARE | 3,992,058.73 | | 3,992,058.73 | 3,963,202.88 |
| 43525 VALLEY CTR CEM PERP CARE | 320,030.22 | | 320,030.22 | 317,677.00 |
| 43575 RAMONA CEMTRY PERPET CARE | 633,861.96 | | 633,861.96 | 629,201.03 |
| 43585 VALLECITOS WATER DIST INVESTMENT | 1,031,806.36 | | 1,031,806.36 | 1,024,219.19 |
| 43590 RINCON DEL DIABLO MUNI WATER DIST | 3,111,397.28 | | 3,111,397.28 | 3,088,519.84 |
| 44000 NO COUNTY CEMETERY DIST | 829,683.02 | | 829,683.02 | 819,786.18 |
| 44001 NO CO CEMETERY ENDOWMENT INCOME | 304,657.39 | | 304,657.39 | 302,417.20 |
| 44005 NO CO CEMETERY CAP OUTLAY | 2,243,394.79 | 5,218.61 | 2,238,176.18 | 2,227,067.90 |

# PERIODIC FINANCIAL STATEMENT - SCHEDULE OF BALANCE SHEET AND CASH TOTALS BY FUND - GL040

Date:14-AUG-2025 13:05:11

COSD
Current Period: JUL-25

Currency: USD
No specific FUND requested

| FUND | ASSETS | LIABILITIES | FUND BALANCE | CASH |
|---|---|---|---|---|
| 44010 POMERADO CEMETERY DIST | 2,103,829.19 | | 2,103,829.19 | 2,086,671.90 |
| 44020 PMRDO CMTRY CAPTL OUTLAY | 364,507.37 | | 364,507.37 | 361,872.33 |
| 44025 RAMONA CEMETERY DIST | 1,108,805.26 | 92.35 | 1,108,712.91 | 1,099,754.23 |
| 44030 VALLEY CNTR CEMETERY DIST | 218,462.51 | | 218,462.51 | 216,895.53 |
| 44035 VLY CNTR CEM CAPTL OUTLAY | 4,215.84 | | 4,215.84 | 4,184.84 |
| 44038 CITY OF OCEANSIDE INVESTMENT | 141.17 | | 141.17 | 140.13 |
| 44039 CITY OF VISTA SDCO INVESTMENT FD | 93,188.47 | | 93,188.47 | 92,503.24 |
| 44041 CITY CHULA VISTA 2014 REF COP RESE | 1,908,623.68 | | 1,908,623.68 | 1,894,591.64 |
| 44042 CITY CHULA VISTA 2015 REF COP RESE | 2,357,056.04 | | 2,357,056.04 | 2,339,724.30 |
| 44043 CITY CHULA VISTA 2016 REF COP RESE | 1,067,578.24 | | 1,067,578.24 | 1,059,728.20 |
| 44046 CITY OF CHULA VISTA 2017A LEASE RE | 777,454.45 | | 777,454.45 | 771,737.73 |
| 44047 CITY OF CHULA VISTA 2017B LEASE RE | 13,335.46 | | 13,335.46 | 13,237.41 |
| 44048 MTS GENERAL INVESTMENT | 139,886,659.79 | | 139,886,659.79 | 138,761,860.91 |
| 44049 MTS SB 1 STA SGR | 8,779,222.17 | | 8,779,222.17 | 8,679,284.23 |
| 44050 SOLANA BEACH DEBT SERVICE | 187.17 | | 187.17 | 185.80 |
| 44051 NCTD INVESTMENT FUND | 49,726,482.08 | | 49,726,482.08 | 49,388,638.45 |
| 44052 CITY OF CORONADO INVESTMENT | 8,054,896.97 | | 8,054,896.97 | 7,995,675.08 |
| 44054 SANDAG I-15 RESERVE | 1,657,337.26 | | 1,657,337.26 | 1,645,150.64 |
| 44058 TRANSNET EXTENSION INVESTMENT | 116,397.65 | | 116,397.65 | 114,163.17 |
| 44059 ARJIS INVESTMENT | 6,356.81 | | 6,356.81 | 6,310.06 |
| 44060 CITY ENCINITAS INVESTMENT | 1,362,457.86 | | 1,362,457.86 | 1,352,439.52 |
| 44061 LEUCADIA WASTEWATER DISTRICT INVES | 0.17 | | 0.17 | 0.17 |
| 44063 SANTA FE IRRIGATION DIST INVESTMEN | 109,144.11 | | 109,144.11 | 108,341.43 |
| 44064 CANEBRAKE CO WATER DIST INVESTMENT | 485.14 | | 485.14 | 481.57 |
| 44067 VALLEY CENTER WATER DIST INVESTMEN | 2,749,570.99 | | 2,749,570.99 | 2,729,353.03 |
| 44068 SDHC INVESTMENT POOL FUND | 8,730,170.59 | | 8,730,170.59 | 8,665,976.49 |
| 44076 CITY OF DELMAR INVESTMENT | 3,098,025.28 | | 3,098,025.28 | 3,075,245.09 |
| 44077 NATIONAL CITY INVESTMENT FUND | 40,643,224.56 | | 40,643,224.56 | 40,344,369.52 |
| 44084 MTS LCTOP 14-15 | 31,758,911.03 | | 31,758,911.03 | 31,525,376.21 |
| 44085 CITY CHULA VISTA INVESTMT | 26,728.21 | | 26,728.21 | 26,531.66 |
| 44090 009_01_CFD CHULA VISTA ELM CF DIST | 4,039,742.33 | | 4,039,742.33 | 4,011,831.90 |
| 44095 009_02_CFD CHULA VISTA ELM CF DIST | 5,451.34 | | 5,451.34 | 5,411.26 |
| 44100 009_03_CFD CHULA VISTA ELM CF DIST | 1,612,585.78 | | 1,612,585.78 | 1,600,767.06 |
| 44105 009_04_CFD CHULA VISTA ELM CF DIST | 3,030,758.28 | | 3,030,758.28 | 3,009,195.26 |
| 44110 009_05_CFD CHULA VISTA ELM CF DIST | 977,281.61 | | 977,281.61 | 970,085.89 |
| 44115 009_06_CFD CHULA VISTA ELM CF DIST | 2,616,083.52 | | 2,616,083.52 | 2,598,276.59 |
| 44119 009_21 CFD CHULA VISTA CFD 21 | 5,487,314.42 | | 5,487,314.42 | 5,447,651.18 |
| 44120 009_10_CFD CHULA VISTA ELEM CFD 10 | 5,083,362.91 | | 5,083,362.91 | 5,048,982.81 |
| 44121 009_17_CFD CHULA VISTA ELEM CFD 17 | 3,900,016.30 | | 3,900,016.30 | 3,873,033.42 |
| 44122 009_18_CFD CHULA VISTA ELEM CFD 18 | 8,430,518.95 | | 8,430,518.95 | 8,368,965.36 |
| 44123 009_19_CFD CHULA VISTA ELEM CFD 19 | 5,903,573.66 | | 5,903,573.66 | 5,861,580.97 |
| 44124 009_20_CFD CHULA VISTA ELEM CFD 20 | 2,029,578.47 | | 2,029,578.47 | 2,015,956.30 |
| 44125 009_11_CFD CHULA VISTA ELEM CFD 11 | 2,724,942.23 | | 2,724,942.23 | 2,706,285.24 |
| 44126 009_12_CFD CHULA VISTA ELEM CFD 12 | 2,429,259.28 | | 2,429,259.28 | 2,411,935.05 |

# PERIODIC FINANCIAL STATEMENT - SCHEDULE OF BALANCE SHEET AND CASH TOTALS BY FUND - GL040

Date:14-AUG-2025 13:05:11

COSD
Current Period: JUL-25

Currency: USD
No specific FUND requested

| FUND | ASSETS | LIABILITIES | FUND BALANCE | CASH |
|---|---|---|---|---|
| 44127 009_13_CFD CHULA VISTA ELEM CFD 13 | 4,100,397.30 | | 4,100,397.30 | 4,070,952.08 |
| 44128 009_14_CFD CHULA VISTA ELEM CFD 14 | 3,905,454.17 | | 3,905,454.17 | 3,878,082.23 |
| 44129 009_15_CFD CHULA VISTA ELEM CFD 15 | 2,007,164.78 | | 2,007,164.78 | 1,993,110.10 |
| 44130 046_01_CFD SWEETWATER HS CF DIST 1 | 22,998,680.96 | | 22,998,680.96 | 22,807,145.19 |
| 44135 046_02_CFD SWEETWATER HS CF DIST 2 | 2,000,530.29 | | 2,000,530.29 | 1,985,609.43 |
| 44140 046_03_CFD SWEETWATER HS CF DIST 3 | 13,187,714.98 | | 13,187,714.98 | 13,088,752.25 |
| 44145 046_04_CFD SWEETWATER HS CF DIST 4 | 14,698,740.91 | | 14,698,740.91 | 14,587,106.56 |
| 44149 046_14_CFD SWEETWATER HS CF DIST 1 | 14,115,195.56 | | 14,115,195.56 | 14,005,282.93 |
| 44150 046_05_CFD SWEETWATER HS CF DIST 5 | 4,138,489.42 | | 4,138,489.42 | 4,107,181.96 |
| 44151 046_15_CFD SWEETWATER HS CF DIST 1 | 7,473,024.68 | | 7,473,024.68 | 7,415,189.41 |
| 44152 046_16_CFD SWEETWATER HS CF DIST 1 | 7,562,082.03 | | 7,562,082.03 | 7,506,602.81 |
| 44153 046_17_CFD SWEETWATER HS CF DIST 1 | 17,459,116.35 | | 17,459,116.35 | 17,325,468.75 |
| 44154 046_18_CFD SWEETWATER HS CF DIST 1 | 17,115,910.45 | | 17,115,910.45 | 16,987,689.59 |
| 44155 046_19_CFD SWEETWATER HS CF DIST 1 | 1,447,556.48 | | 1,447,556.48 | 1,435,758.03 |
| 44156 046_19_CFD SWEETWATER HS CF DIST 1 | 6,239,121.88 | | 6,239,121.88 | 6,189,117.96 |
| 44157 046_20_CFD SWEETWATER HS CF DIST 2 | 8,525,761.25 | | 8,525,761.25 | 8,459,264.80 |
| 44450 NO CO CEMETERY PRENEED FUND | 4,487,211.04 | | 4,487,211.04 | 4,455,930.49 |
| 44510 MTS - SB 125 FUNDS | 181,134,861.14 | | 181,134,861.14 | 180,101,730.94 |
| 44565 SAFE FREEWAY CALL BOX | 253,284.77 | | 253,284.77 | 251,422.33 |
| 44568 SANDAG - SAFE PROGRAM | 8,929,195.19 | | 8,929,195.19 | 8,863,537.63 |
| 44569 SDCRTC 2020 BONDS | 0.09 | | 0.09 | 0.02 |
| 44581 FUTURE IMPROVEMENTS | 3,796,330.73 | 3,796,330.73 | | 3,768,412.86 |
| 44583 TRANSPORTATION IMPACT FEE LUEG | 21,896,176.22 | 21,896,176.22 | | 21,729,663.72 |
| 44584 DRAINAGE FEE ORD 5586 NS LUEG | 14,243,557.56 | 14,243,557.56 | | 14,138,678.03 |
| 44586 DPW SUSPENSE FUND | 158,215.53 | | 158,215.53 | 158,215.53 |
| 44587 RTCIP-RGLTRAN CNGSTN IMP PROG | 23,192,930.89 | 23,192,930.89 | | 23,024,467.19 |
| 44595 LOCAL AGENCY FORMATION AG | 2,755,455.21 | 80,595.82 | 2,674,859.39 | 2,755,455.21 |
| 44600 COMMUNITY SERV AGCY TRUST | 19,503,928.63 | 19,503,928.63 | | 19,503,928.63 |
| 44601 VICTIMS EMERGENCY RELIEF FUND | 33,378.76 | | 33,378.76 | |
| 44603 SDCRTC 2021 BONDS | 0.08 | | 0.08 | 0.02 |
| 44605 LAW LIBRARY | 8,634,696.48 | 143,191.07 | 8,491,505.41 | 8,541,639.46 |
| 44625 SAN DIEGUITO RIVER VALLEY | 1,820,557.71 | 1,131,593.96 | 688,963.75 | 695,820.11 |
| 44634 SDRVJPA COAST FUND | 150,256.85 | 3,254.94 | 147,001.91 | 150,256.85 |
| 44655 SAN DIEGUITO CAP PROJ | 49,793,619.67 | 49,439,426.62 | 354,193.05 | 354,156.61 |
| 44656 SAN DIEGUITO RESERVE FUND | 85,902.64 | | 85,902.64 | 85,191.77 |
| 44660 SO CA INTRGOV TRN AND DEV | 1,670,353.37 | 71,231.35 | 1,599,122.02 | 1,564,256.79 |
| 44670 SD GEOGRAPHIC INFO SANGIS | 799,362.66 | 55,293.01 | 744,069.65 | 792,674.90 |
| 44679 SYCUAN FEE TO TRUST AGREEMENT | 2,364,159.43 | | 2,364,159.43 | 2,364,159.43 |
| 44680 INDIAN GAMING SDF- COUNTYWIDE | 281,632.14 | | 281,632.14 | 279,561.26 |
| 44731 JAMUL INDIAN VILLAGE AGREEMENT | 1,791,419.10 | | 1,791,419.10 | 1,791,419.10 |
| 45606 SB1407 SCFCF-ICNA ASSESSMENTS | 229,716.00 | | 229,716.00 | 229,716.00 |
| 45607 SB857 PARKING PENALTY SURCHARGE | 153,113.93 | | 153,113.93 | 153,113.93 |
| 45608 AB2173 EMER MED AIR TRANS ACT | 1.18 | | 1.18 | 3.41 |
| 45630 CAPITAL OUTLAY PROGRAM FUNDING | 802,100.00 | | 802,100.00 | 802,100.00 |

## PERIODIC FINANCIAL STATEMENT - SCHEDULE OF BALANCE SHEET AND CASH TOTALS BY FUND - GL040

Date:14-AUG-2025 13:05:11

COSD
Current Period: JUL-25

Currency: USD
No specific FUND requested

| FUND | ASSETS | LIABILITIES | FUND BALANCE | CASH |
|---|---|---|---|---|
| 45660 RED AGY GILLES CAJVLY BD | 395,875.00 | | 395,875.00 | 395,875.00 |
| 45670 REDAGY GILLES CAVLY BDINT | 429,438.46 | | 429,438.46 | 423,350.67 |
| 45680 PUB ADMIN GUARDIAN ESTATE | 34,226,747.16 | | 34,226,747.16 | 27,405,446.83 |
| 45695 ST TRAN ASST SANDAG | 185,509.99 | | 185,509.99 | 179,542.90 |
| 45700 ST TRAN ASST MTDB | 436,744.51 | | 436,744.51 | 420,837.19 |
| 45740 LOCAL TRANSPORTATION | 37,176,239.05 | | 37,176,239.05 | 37,063,982.97 |
| 46600 090_00 SUPERINTENDENT OF SCHOOLS | 132,919.25 | | 132,919.25 | 34,151.84 |
| 46615 DA FRAUD HOLDING FUND | 1,668,127.30 | 2,388.30 | 1,665,739.00 | 1,656,138.58 |
| 46616 DA PROP64 CONSUMER FRAUD | 9,346.46 | | 9,346.46 | 9,277.79 |
| 46618 PROP64 CONSUMER FRAUD-COUNTY | 220,696,184.19 | | 220,696,184.19 | 219,043,860.36 |
| 46625 VECTOR CONTROL DISTRICT | 8,934,764.13 | | 8,934,764.13 | 8,845,685.89 |
| 46630 PLU FIRE MITIGATION FEES | 396,959.62 | | 396,959.62 | 392,623.46 |
| 46631 PDS PACE MITIGATION CREDIT FEES | 1,301,659.63 | | 1,301,659.63 | 1,292,088.36 |
| 46632 ABANDONED VEHICLE ABATEMENT | 1,854,543.36 | | 1,854,543.36 | 1,840,885.11 |
| 46635 DAS IMPOUND ALTER DEPOSIT | 19,238.00 | 120.00 | 19,118.00 | 19,238.00 |
| 46640 SPAY DEP FORFEITURE ACCT | 1,550.00 | 120.00 | 1,430.00 | 1,550.00 |
| 46649 COM CORR PERF INCNTV FD-SD | 5,516,951.21 | | 5,516,951.21 | 5,478,220.69 |
| 46650 PROBATION | 9,359.52 | | 9,359.52 | 8,309.52 |
| 46652 PRO SOCIAL SECURITY TRUST | 56,708.60 | 311.55 | 56,397.05 | 56,297.53 |
| 46655 RECORDER | 587,223.38 | 10,531.60 | 576,691.78 | 587,223.38 |
| 46656 PRO SUSPENSE FUND | 1,174,901.51 | | 1,174,901.51 | 1,174,901.51 |
| 46660 RECORDER SB21 | 135,720.00 | | 135,720.00 | 135,720.00 |
| 46665 SHERIFF DETENTION CASH | 423,013.94 | | 423,013.94 | 179.70 |
| 46670 TAX COLL TAX UNDERPYMT FD | 4,326.45 | | 4,326.45 | 4,326.45 |
| 46675 TREASURER | 2,029,956.60 | | 2,029,956.60 | 2,029,956.60 |
| 46680 TAX SALES REFUNDABLE TRUST | 70,791.62 | | 70,791.62 | 70,791.62 |
| 46685 SECURED TAX | 2,400,555.05 | | 2,400,555.05 | 2,400,555.05 |
| 46690 UNSECURED TAX MANUAL PAYT | 1,057,076.36 | (58.78) | 1,057,135.14 | 1,057,076.36 |
| 46695 PRIOR SECURED TAX TAX COL | 674,031.10 | | 674,031.10 | 674,031.10 |
| 46700 HHS ADULT REPRESENTATIVE PAYEE | 4,045,977.18 | | 4,045,977.18 | 816,055.16 |
| 46705 REPRESENTATIVE PAYEE SSA SSI | 277,208.21 | | 277,208.21 | 274,873.85 |
| 46710 SOC SERV OVERPAYMENT COLL | 5,898,621.00 | 35,723.09 | 5,862,897.91 | 5,898,621.00 |
| 46711 SOC SERV CHILD SUPPORT COLL | 52,737.19 | | 52,737.19 | 52,737.19 |
| 46720 SHERIFFS CIVIL TRUST | 2,476,878.90 | (2.00) | 2,476,880.90 | 2,474,578.90 |
| 46725 LAFCO | 11,999.88 | | 11,999.88 | 11,911.65 |
| 46726 LAFCO SPECIAL PROJECTS | 18,494.11 | | 18,494.11 | 18,358.12 |
| 46727 LAFCO JURISDICTIONAL PROJECTS | 24,239.38 | | 24,239.38 | 24,061.15 |
| 47025 CHILD DEVELOPMENT TRUST | 82,056.12 | 0.07 | 82,056.05 | 81,436.07 |
| 47150 CONSTRUCTION & DEMO DEBRIS MGT | 4,995,923.67 | 4,482,167.19 | 513,756.48 | 4,960,525.28 |
| 47280 PENALTY ASSESSMENT | 1,497,508.41 | | 1,497,508.41 | 1,423,119.37 |
| 47285 CRIMINAL JUSTICE FAC CONSTRUCT | 5,681,846.52 | | 5,681,846.52 | 5,681,846.52 |
| 47290 COURTHOUSE CONSTRUCTION | 594,586.80 | | 594,586.80 | 594,586.80 |
| 47500 ALPINE FPD | 517,178.18 | | 517,178.18 | 506,554.48 |
| 47505 ALPINE FIRE MITIGATON FEE | 22,055.61 | | 22,055.61 | 21,712.84 |

# PERIODIC FINANCIAL STATEMENT - SCHEDULE OF BALANCE SHEET AND CASH TOTALS BY FUND - GL040

Date:14-AUG-2025 13:05:11

COSD
Current Period: JUL-25

Currency: USD
No specific FUND requested

| FUND | ASSETS | LIABILITIES | FUND BALANCE | CASH |
|---|---|---|---|---|
| 47510 BONITA SUNNYSIDE FPD | 3,325,588.41 | | 3,325,588.41 | 3,299,196.32 |
| 47512 BONITA SUNNYSIDE OPEB LIABILITY FD | 355.76 | | 355.76 | 353.14 |
| 47515 BONITA FPD CAPITAL OUTLAY | 130.47 | | 130.47 | 129.51 |
| 47520 BONITA FIRE MITIGATON FEE | 28,223.73 | | 28,223.73 | 27,797.91 |
| 47540 DEER SPRINGS FPD | 4,725,750.29 | | 4,725,750.29 | 4,691,505.04 |
| 47545 DEER SPRINGS FPD CAP OTLY | 11,442,123.10 | | 11,442,123.10 | 11,340,192.38 |
| 47550 DEER SPR FIRE MITGATN FEE | 183,228.77 | | 183,228.77 | 182,256.60 |
| 47570 NORTH COUNTY FPD | 1,004,206.17 | | 1,004,206.17 | 977,756.71 |
| 47572 NRTH CNTY FPD CAP RESERVE | 8,285.87 | | 8,285.87 | 8,224.95 |
| 47580 NORTH COUNTY FIRE MIT FEE | 1,254,200.45 | | 1,254,200.45 | 1,231,769.35 |
| 47610 LFPD-UNASSIGNED GENERAL FUND | 83,095.87 | | 83,095.87 | 62,006.89 |
| 47611 LFPD-ACCRUED LEAVE FUND | 13,208.20 | | 13,208.20 | 13,111.08 |
| 47615 LFPD CAPITAL RESERVE FUND | 5,362.06 | | 5,362.06 | 5,322.63 |
| 47616 LFPD SLEMSA AMBULANCE TRANSPORT | 549,219.62 | | 549,219.62 | 543,501.58 |
| 47617 LFPD SLEMSA | 559,983.65 | | 559,983.65 | 556,311.50 |
| 47630 LFPD-OPEB RESERVE FUND | 440.01 | | 440.01 | 436.78 |
| 47632 LFPD SDG&E MIT FUND | 2,458.80 | | 2,458.80 | 2,440.72 |
| 47635 LFPD-MITIGATION FEE FUND | 38,903.68 | | 38,903.68 | 38,551.12 |
| 47640 LOWER SWEETWATER FPD | 733,582.27 | | 733,582.27 | 728,301.77 |
| 47650 RANCHO SANTA FE FPD | 8,114,150.37 | | 8,114,150.37 | 8,022,942.37 |
| 47660 RSFFPD CONTRACT ALS | 226,531.22 | | 226,531.22 | 224,865.51 |
| 47665 RHO SF FIRE MITIGATON FEE | 2,426,112.30 | | 2,426,112.30 | 2,409,525.87 |
| 47675 SN MARCOS FIRE MITGAT FEE | 965.41 | | 965.41 | 958.31 |
| 47690 SAN MIGUEL FPD | 3,141,418.29 | | 3,141,418.29 | 3,077,585.33 |
| 47692 SAN MIGUEL FPD CFD 2022-1 | 16,898.94 | | 16,898.94 | 16,779.35 |
| 47700 SAN MIGUEL FPD BUDGET STABILIZATIO | 1,088,942.51 | | 1,088,942.51 | 1,080,930.35 |
| 47705 SAN MIGUEL CAPITAL RESERV | 7,953.60 | | 7,953.60 | 1,740.57 |
| 47710 SN MGL UNCOMPENSATD LEAVE | 11,713.21 | | 11,713.21 | 11,627.08 |
| 47715 SAN MIGUEL CAPITAL EQUIP | 1,150,085.81 | | 1,150,085.81 | 1,141,619.88 |
| 47720 SAN MIGUEL CAP FAC REPLCE | 53,965.23 | | 53,965.23 | 11,808.61 |
| 47725 SAN MIGUEL VEHICLE DEPREC | 37,488.70 | | 37,488.70 | 8,203.24 |
| 47730 SN MGL FPD CONTRACT SVC R | 559,995.60 | | 559,995.60 | 555,877.88 |
| 47735 SN MIGUEL FIRE MITGATN FE | 106,822.82 | | 106,822.82 | 99,494.18 |
| 47740 VISTA FPD | 800,953.71 | | 800,953.71 | 784,229.44 |
| 47745 VISTA FIRE MITIGATION FEE | 56,064.22 | | 56,064.22 | 52,440.04 |
| 47750 BORREGO SPRINGS FPD | 10,536.82 | | 10,536.82 | 10,536.82 |
| 47751 BORREGO SPRINGS FPD PROP Z | 658.77 | | 658.77 | 658.77 |
| 47755 BORREGO SPV FPD CAP OTLAY | 3,422.19 | | 3,422.19 | 3,397.03 |
| 47760 BORREGO FIRE MITIGATN FEE | 354.16 | | 354.16 | 354.16 |
| 47850 VALLEY CENTER FPD | 1,120,506.97 | | 1,120,506.97 | 1,110,090.25 |
| 47853 VALLEY CNTR FPD CFD 08-01 | 879,163.54 | | 879,163.54 | 873,176.65 |
| 47855 VLY CTR FIRE MITIGATN FEE | 396,741.44 | | 396,741.44 | 392,290.44 |
| 47860 NO COUNTY DISPATCH JPA | 8,396,747.98 | | 8,396,747.98 | 8,336,248.21 |
| 48001 PALOMAR POMERADO HEALTH ELEC 2004 | 5,615.93 | | 5,615.93 | 1,228.87 |

# PERIODIC FINANCIAL STATEMENT - SCHEDULE OF BALANCE SHEET AND CASH TOTALS BY FUND - GL040

Date:14-AUG-2025 13:05:11

COSD

Current Period: JUL-25

Currency: USD

No specific FUND requested

| FUND | ASSETS | LIABILITIES | FUND BALANCE | CASH |
|---|---|---|---|---|
| 48005 GROSSMONT HEALTHCARE DISTRICT | 1,970.92 | | 1,970.92 | 1,970.92 |
| 48080 WHISP PALMS LANDSCP LTG | 107.00 | | 107.00 | 107.00 |
| 48200 INTEREST TREASURER | (79,746,092.31) | | (79,746,092.31) | 47,415,769.10 |
| 48302 HEALTH SAVINGS ACCOUNT PROGRAM | (167,204.40) | | (167,204.40) | (167,204.40) |
| 48303 CO EMP HEALTH INSURANCE | 10,319,131.50 | | 10,319,131.50 | 10,319,131.50 |
| 48304 SELF FUNDED DENTAL PLAN | 12,754,514.87 | | 12,754,514.87 | 12,754,514.87 |
| 48305 BENEFIT INSURANCE CONTRACTS | 8,241,455.32 | | 8,241,455.32 | 8,241,455.32 |
| 48307 SELF FUNDED VISION PLAN | 5,419,174.63 | | 5,419,174.63 | 5,419,174.63 |
| 48327 PAYROLL EE WH TX FED CY 6 30 | 750.09 | | 750.09 | 750.09 |
| 48330 PAYROLL EE WH TX FED CY 9 30 | 300,249.91 | | 300,249.91 | 300,249.91 |
| 48351 PAYROLL EE ER OASDI CY END 6 30 | 652.76 | | 652.76 | 652.76 |
| 48354 PAYROLL EE ER OASDI CY END 9 30 | 285,347.24 | | 285,347.24 | 285,347.24 |
| 48375 PAYROLL EE ER MEDI CY END 6 30 | 152.66 | | 152.66 | 152.66 |
| 48378 PAYROLL EE ER CY END 9 30 | 87,847.34 | | 87,847.34 | 87,847.34 |
| 48381 PAYROLL EE ER MEDI CY END 12 31 | 84,320.73 | | 84,320.73 | 84,320.73 |
| 48382 2024 FLEXIBLE SPENDING ACCOUNT | 1,509,266.55 | | 1,509,266.55 | 1,509,266.55 |
| 48383 2024 HEALTHCRE REIMBRSMNT ACCT | 3,954,844.70 | | 3,954,844.70 | 3,954,844.70 |
| 48384 060_SDCC HLTH WRKRS COMPNSATN | 928,766.08 | | 928,766.08 | 914,953.88 |
| 48385 EXCESS RET BENEFIT IRS415M | 292,485.12 | | 292,485.12 | 292,485.12 |
| 48391 2025 HEALTHCRE REIMBRSMNT ACCT | 2,632,570.32 | | 2,632,570.32 | 2,632,570.32 |
| 48392 2025 FLEXIBLE SPENDING ACCOUNT | 2,110,099.61 | | 2,110,099.61 | 2,110,099.61 |
| 48500 TREASURER EST DECSD PERSN | 2,374,914.45 | | 2,374,914.45 | 2,374,914.45 |
| 48510 EST DECD PERSONS PUB ADM | 219,231.12 | | 219,231.12 | 219,231.12 |
| 48600 LAKE CUYAMACA REC AND PK | 3,029.82 | | 3,029.82 | 3,007.54 |
| 48610 LK CYMCA R AND P LSE AGMT RED | 9,450.87 | | 9,450.87 | 9,381.42 |
| 48620 LK CYMCA R AND P CAP IMPROVMT | 351.52 | | 351.52 | 348.93 |
| 48630 LK CUYAMACA REC PK GRANTS | 325.92 | | 325.92 | 323.52 |
| 48640 LK CUYAMACA LAKEVIEW | 988.26 | | 988.26 | 981.00 |
| 48650 LK CUYAMACA REC PK RESERVE FD | 8,044.56 | | 8,044.56 | 7,985.57 |
| 48800 MISSION RES CONSR | 4,245.86 | | 4,245.86 | 4,076.62 |
| 48803 MISSION RCD VISTA UNIF SCH DIST EN | 26,455.55 | | 26,455.55 | 26,261.02 |
| 48804 MISSION RCD LOWER WARM SPGS CRK RE | 240.98 | | 240.98 | 239.21 |
| 48805 MISSION RCD STA MARGARITA ILF PROG | 7,835.24 | | 7,835.24 | 7,777.63 |
| 48841 OTAY WATER DISTRICT INVESTMENT | 113,751.20 | | 113,751.20 | 112,994.26 |
| 48910 PALOMAR RES SDC ASSOC | 6.69 | | 6.69 | 6.64 |
| 48920 UPR SN LU RE RSOR CNSER | 33,694.35 | | 33,694.35 | 33,454.62 |
| 48921 USLR RANCHO CORRIDO ARROYO TOAD CO | 4,935.55 | | 4,935.55 | 4,899.26 |
| 49000 PCD AQIP TRUST AB423 | 3,798,411.29 | | 3,798,411.29 | 3,758,882.32 |
| 49010 AIR QUALITY MOYER FUND AB423 | 25,887,797.68 | 22,565,279.98 | 3,322,517.70 | 25,690,637.24 |
| 49015 AIR QL CLEAN CAR 4 ALL AB423 | 6,840,912.96 | 6,342,531.43 | 498,381.53 | 6,791,384.91 |
| 49020 VESSELS AT BERTH REMEDIATION AB423 | 733,296.41 | | 733,296.41 | 731,846.36 |
| 49025 SEP OVERSIGHT AB423 | 134,886.83 | 134,335.00 | 551.83 | 134,455.75 |
| 49030 AIR QUALITY AB 617 AB423 | 41,900,588.99 | 38,673,381.01 | 3,227,207.98 | 41,643,992.65 |
| 49035 AB617 IMPLEMENTATION AB423 | 3,780,883.31 | 3,608,933.04 | 171,950.27 | 3,963,498.03 |

# PERIODIC FINANCIAL STATEMENT - SCHEDULE OF BALANCE SHEET AND CASH TOTALS BY FUND - GL040

Date:14-AUG-2025 13:05:11

COSD
Current Period: JUL-25

Currency: USD
No specific FUND requested

| FUND | ASSETS | LIABILITIES | FUND BALANCE | CASH |
|---|---|---|---|---|
| 49040 AIR QUALITY GMERP FUND AB423 | 2,740,249.16 | 1,271,408.97 | 1,468,840.19 | 2,719,288.56 |
| 49050 PCD OPERATION FUND AB423 | 16,034,201.20 | 54,513.08 | 15,979,688.12 | 15,467,627.98 |
| 49060 AIR POLLUTION CONTROL AB423 | 438,673.98 | | 438,673.98 | 435,916.86 |
| 49070 AIR QL T&M APP FEES AB423 | 2,835,213.32 | 2,554,781.12 | 280,432.20 | 2,811,638.52 |
| 49080 PCD SUSPENSE FUND AB423 | (114,997.10) | (2,053.00) | (112,944.10) | (117,006.45) |
| 49090 AIR QUALITY FARMER FUND AB423 | 466,626.48 | 293,956.65 | 172,669.83 | 462,631.57 |
| 49193 SD REG BLDG AUTH MTS SPRV | (113,770.90) | | (113,770.90) | (115,239.46) |
| 49200 SDC REGIONAL AIRPORT AUTH | 49,325,616.57 | | 49,325,616.57 | 48,962,924.31 |
| 49205 TRANSNET IMPROVEMENT FUND | 1,144,750.38 | 1,144,750.38 | | 1,125,317.01 |
| 49211 HAZMAT RESPONSE PROGRAM | 461,317.59 | 6,166.86 | 455,150.73 | 442,404.72 |
| 49214 ESO OPERATING | 35,367.20 | | 35,367.20 | 34,246.77 |
| 49217 FIRST 5 COMM OPERATING FUND | 25,398,913.09 | | 25,398,913.09 | 25,219,117.10 |
| 49221 SDCRAA 2014B CONSTRUCTION | 0.25 | | 0.25 | 0.25 |
| 49222 SDCRAA 2014A DEBT SERVICE | 419,607.38 | | 419,607.38 | 413,226.41 |
| 49223 SDCRAA 2014B DEBT SERVICE | 5,003,983.97 | | 5,003,983.97 | 4,895,171.23 |
| 49224 SDCRAA 2014 ROLLING COVERAGE FUND | 8,005,080.35 | | 8,005,080.35 | 7,946,217.92 |
| 49240 SDCRAA 2021A BONDS PROJECT | 1,361,765.25 | | 1,361,765.25 | 809,603.28 |
| 52905 099_00 CO SCH BLDG AD ALPINE | 1,303.07 | | 1,303.07 | 1,303.07 |
| 52915 099_00 CO SCH BLDG AD CAJON VALY | 395.85 | | 395.85 | 395.85 |
| 52925 099_00 CO SCH BLDG AD DEHESA | 485.57 | | 485.57 | 485.57 |
| 52940 099_00 CO SCH BLDG AD CORONADO | 240.58 | | 240.58 | 240.58 |
| 52950 099_00 CO SCH BLDG AD LAKESIDE | 16,336.82 | | 16,336.82 | 16,336.82 |
| 52960 099_00 CO SCH BLDG AD LA MESA SV | 8,522.61 | | 8,522.61 | 8,522.61 |
| 52970 099_00 CO SCH BLDG AD LEMON GROV | 5,920.96 | | 5,920.96 | 5,920.96 |
| 52980 099_00 CO SCH BLDG AD JAML L FLR | 2,257.21 | | 2,257.21 | 2,257.21 |
| 52990 099_00 CO SCH BLDG AD MT EMPIRE | 1,847.03 | | 1,847.03 | 1,847.03 |
| 53000 099_00 CO SCH BLDG AD SANTEE | 7,023.36 | | 7,023.36 | 7,023.36 |
| 53010 099_00 CO SCH BLDG AD RAMONA | 2,063.48 | | 2,063.48 | 2,063.48 |
| 53301 063_DS CARLSBAD USD 2017 REF A | 1,256,001.69 | | 1,256,001.69 | 1,244,357.71 |
| 53302 063_DS CARLSBAD USD 2017 REF B | 3,498,774.70 | | 3,498,774.70 | 714,645.63 |
| 53303 063_DS CARLSBAD USD SUBSIDY DEP 20 | 12,434,069.73 | | 12,434,069.73 | 12,354,895.60 |
| 53304 063_DS CARLSBAD USD 2016 REF | 5,895,450.36 | | 5,895,450.36 | 1,294,951.89 |
| 53305 047_DS CORONADO UNIF 1999A | 14,994,950.69 | 14,994,950.69 | | |
| 53306 047_DS CORONADO UNIFIED 1998B | 12,052,043.32 | 12,052,043.32 | | |
| 53307 047_DS CORONADO UNIF 2012 REF | 9,821.36 | | 9,821.36 | 9,750.55 |
| 53308 063_DS CARLSBAD UNIF 2014 REF | 2,382,140.87 | | 2,382,140.87 | 513,895.24 |
| 53309 063_DS CARLSBAD UNIF2006 ELEC 2011 | 756,093.57 | | 756,093.57 | 414,494.15 |
| 53310 063_DS CARLSBAD UNIFIED 1997A | 49,252,925.73 | 49,235,000.00 | 17,925.73 | 17,794.34 |
| 53311 063_DS CARLSBAD UNIFIED 2006A | 2.72 | | 2.72 | 2.70 |
| 53312 063_DS CARLSBAD UNIF 2006 ELEC 200 | 77,192.40 | | 77,192.40 | 76,625.68 |
| 53313 063_DS CARLSBAD UNIF 2006 ELEC 201 | 1,009,532.47 | | 1,009,532.47 | 319,058.05 |
| 53314 064_DS OCEANSIDE ELEC 2008B | 1,369.51 | | 1,369.51 | 1,359.46 |
| 53315 048_DS MT EMPIRE 1998A | 4,578,933.69 | 4,507,108.75 | 71,824.94 | 71,297.24 |
| 53316 064_DS OCEANSIDE 2000 ELEC 2010 RE | 452.48 | | 452.48 | 449.17 |

# PERIODIC FINANCIAL STATEMENT - SCHEDULE OF BALANCE SHEET AND CASH TOTALS BY FUND - GL040

Date:14-AUG-2025 13:05:11

COSD
Current Period: JUL-25

Currency: USD
No specific FUND requested

| FUND | ASSETS | LIABILITIES | FUND BALANCE | CASH |
|---|---|---|---|---|
| 53317 064_DS OCEANSIDE 2009 REFUNDING | 0.09 | | 0.09 | 0.09 |
| 53318 064_DS OCEANSIDE USD 2008 SERIES A | 5,521,245.36 | | 5,521,245.36 | 928,205.99 |
| 53319 064_DS OCEANSIDE UNIFIED 2000F | 5,642.80 | | 5,642.80 | 5,601.31 |
| 53320 064_DS OCEANSIDE UNIFIED 2000A | 16,485,863.75 | 16,485,863.75 | | |
| 53321 064_DS OCEANSIDE UNIFIED 2000B | 34,260,028.33 | 34,260,028.33 | | |
| 53322 064_DS OCEANSIDE UNIF D S 2000C | 35,540,698.28 | 35,540,698.28 | | |
| 53323 064_DS OCEANSIDE UNIFIED 2000 D | 45,270,230.00 | 45,270,230.00 | | |
| 53324 064_DS OCEANSIDE UNIFIED 2000 E | (609,378.87) | (609,378.87) | | |
| 53326 061_DS POWAY UNIF SCH FAC 2002 AND | 108,186,500.00 | 108,186,500.00 | | |
| 53327 061_DS POWAY UNIFIED 2002B | 1,617.91 | | 1,617.91 | 1,606.03 |
| 53328 061_DS POWAY UNIF SCH DIST 2002C | 1,200.00 | | 1,200.00 | 1,200.00 |
| 53329 061_DS POWAY UNIF 2007-1 SERIES A | 15,297,236.70 | | 15,297,236.70 | 1,839,113.83 |
| 53331 050_DS SAN DIEGO UNIFIED 2012 REF | 2,593.77 | | 2,593.77 | 2,574.72 |
| 53332 050_DS SAN DIEGO UNIFIED PROP S 20 | 1,019,564.76 | | 1,019,564.76 | 964,417.64 |
| 53333 050_DS SAN DIEGO UNIFIED PROP S 20 | 17,207.25 | | 17,207.25 | 17,080.74 |
| 53334 050_DS SAN DIEGO UNIFIED 2008B | 2,572,942.68 | | 2,572,942.68 | 2,552,014.64 |
| 53335 050_DS SD UNIF 1999A | 282,396,951.58 | 282,210,000.00 | 186,951.58 | 185,577.04 |
| 53336 050_DS SN DIEGO UNIFIED DS 2000B | 272,327,760.58 | 272,327,760.58 | | |
| 53337 050_DS SD UNIFIED DS 2001C | 327,826,320.49 | 322,823,938.26 | 5,002,382.23 | 4,816,267.04 |
| 53338 050_DS SD UNIFIED DS 2002D | 467,485,382.32 | 460,507,861.39 | 6,977,520.93 | 6,766,900.96 |
| 53339 050_DS SD UNIFIED DS 2003E | 652,448,182.62 | 643,640,604.30 | 8,807,578.32 | 8,567,157.28 |
| 53341 050_DS SAN DIEGO UNIFIED 1998F | 392,600,732.55 | 392,600,732.55 | | |
| 53342 050_DS SAN DIEGO UNIFIED 1998G | (2,858,344.81) | (2,858,344.81) | | |
| 53343 050_DS SAN DIEGO UNIFIED CP REFUND | 0.22 | | 0.22 | 0.22 |
| 53346 050_DS SAN DIEGO UNIF 2006 F1 REF | 630,416.25 | | 630,416.25 | 619,317.48 |
| 53347 050_DS SAN DIEGO UNIF 2006 G1 REF | 734,849.67 | | 734,849.67 | 721,081.70 |
| 53355 065_DS SAN MARCOS UNIF 1996A | 34,424,310.99 | 34,424,310.00 | 0.99 | 0.98 |
| 53359 050_DS SAN DIEGO UNIF PROP S 2008A | 56,669.73 | | 56,669.73 | 56,253.05 |
| 53361 065_DS SAN MARCOS UNIF IMPR 1 2004 | 33,000,532.60 | 33,000,409.45 | 123.15 | 122.25 |
| 53362 065_DS SAN MARCO UNIFIED 2010A | 6,139,536.72 | | 6,139,536.72 | 1,052,918.59 |
| 53363 065_DS SAN MARCOS UNIFIED 2010B | 1,556,227.28 | | 1,556,227.28 | 265,694.94 |
| 53364 050_DS SAN DIEGO UNIFIED 2012 REF | 19,721.27 | | 19,721.27 | 19,576.27 |
| 53365 067_DS VALLEY CTR PAUMA DS 1993A | 10,415,642.05 | 10,415,642.05 | | |
| 53367 050_DS SAN DIEGO UNIF PROP S - THE | 26,279,194.31 | | 26,279,194.31 | 26,127,590.85 |
| 53368 050_DS SAN DIEGO UNIF PROP Z RESER | 15.65 | | 15.65 | 15.53 |
| 53369 065_DS SAN MARCOS UNIFIED 2010C | 234,125.78 | | 234,125.78 | 232,404.26 |
| 53371 051_DS VISTA UNIF DS 2002A | 166,369,378.37 | 166,353,715.74 | 15,662.63 | 15,547.48 |
| 53372 051_DS VISTA UNIFIED DS 2003B | 44,163,734.12 | 44,156,373.24 | 7,360.88 | 7,306.77 |
| 53373 051_DS VISTA UNIFIED REF 2004 2005 | 54,502,143.75 | 54,502,143.75 | | |
| 53375 051_DS VISTA UNIFIED 2012 REF | 30,404.66 | | 30,404.66 | 30,185.02 |
| 53376 051_DS VISTA UNIFIED 2015 REF | 3,061,603.24 | | 3,061,603.24 | 646,474.00 |
| 53377 064_DS OCEANSIDE USD PROP G RESERV | 1,596.12 | | 1,596.12 | 1,584.39 |
| 53378 064_DS OCEANSIDE USD PROP H RESERV | 30,930.47 | | 30,930.47 | 30,703.04 |
| 53379 064_DS OCEANSIDE USD 2008D | 1,665,596.54 | | 1,665,596.54 | 357,217.83 |

# PERIODIC FINANCIAL STATEMENT - SCHEDULE OF BALANCE SHEET AND CASH TOTALS BY FUND - GL040

Date:14-AUG-2025 13:05:11

COSD

Current Period: JUL-25

Currency: USD

No specific FUND requested

| FUND | ASSETS | LIABILITIES | FUND BALANCE | CASH |
|---|---|---|---|---|
| 53380 064_DS OCEANSIDE UNIFIED 2008C | 2,718.83 | | 2,718.83 | 2,698.86 |
| 53381 064_DS OCEANSIDE UNIFIED USD 2012 | 361.05 | | 361.05 | 358.41 |
| 53382 064_DS OCEANSIDE UNIF 2014 REF BON | 908,920.54 | | 908,920.54 | 902,279.82 |
| 53383 064_DS OCEANSIDE UNIF 2015 REF | 802,390.30 | | 802,390.30 | 515,126.83 |
| 53384 065_DS SAN MARCOS USD PROP K RESER | 166,408.37 | | 166,408.37 | 148,934.32 |
| 53385 189_DS BONSALL UNIFIED 2006 | 39,729.21 | | 39,729.21 | 39,437.10 |
| 53386 189_DS BONSALL UNIFIED 2007B | 425,168.69 | | 425,168.69 | 82,305.15 |
| 53387 189_DS BONSALL UNIFIED 2007C | 13,187.13 | | 13,187.13 | 13,090.18 |
| 53388 189_DS BONSALL UNIFIED 2015 REF | 954,179.11 | | 954,179.11 | 201,947.38 |
| 53389 065_DS SAN MARCOS USD 2017 REF | 4,147,475.42 | | 4,147,475.42 | 2,162,913.21 |
| 53390 065_DS SAN MARCOS USD 2010D | 24.50 | | 24.50 | 24.32 |
| 53391 050_DS SAN DIEGO UNIFIED 2008E 201 | 1,107,180.97 | | 1,107,180.97 | 1,066,272.86 |
| 53392 050_DS SAN DIEGO UNIF 2012 ELEC 20 | 56,936.98 | | 56,936.98 | 56,518.31 |
| 53394 050_DS SAN DIEGO UNIF 2012 ELEC 20 | 740.65 | | 740.65 | 736.18 |
| 53397 050_DS SAN DIEGO UNIF 2014 R-3 | 3,637,464.82 | | 3,637,464.82 | 3,610,799.89 |
| 53398 050_DS SAN DIEGO UNIF 2015 R-4 | 7,130,772.06 | | 7,130,772.06 | 6,927,714.73 |
| 53399 050_DS SAN DIEGO UNIF 2015 H-1 H-2 | 2,959,467.40 | | 2,959,467.40 | 2,937,706.38 |
| 53402 050_DS SAN DIEGO UNIF 2012 ELEC 20 | 1,256,037.87 | | 1,256,037.87 | 1,222,563.19 |
| 53403 050_DS SAN DIEGO UNIF 2012 ELEC 20 | 356,242.38 | | 356,242.38 | 345,330.05 |
| 53404 050_DS SAN DIEGO UNIF 2008 ELEC 20 | 323.36 | | 323.36 | 206.96 |
| 53405 050_DS SAN DIEGO USD 2016 REF SR-1 | 1,391,142.53 | | 1,391,142.53 | 1,366,820.39 |
| 53406 050_DS SAN DIEGO USD 2016 REF R-5 | 1,956,964.64 | | 1,956,964.64 | 1,916,853.62 |
| 53408 050_DS SAN DIEGO USD 2008 ELEC 201 | 1,949,441.98 | | 1,949,441.98 | 1,863,569.13 |
| 53409 050_DS SDUSD 2012 2017 H-1 H-2 PRO | 4.30 | | 4.30 | 4.27 |
| 53410 050_DS SDUSD 2012 2017I PROP Z | 1,422,386.51 | | 1,422,386.51 | 1,374,347.93 |
| 53411 050_DS SDUSD 2012 2017J PROP Z | 557,341.76 | | 557,341.76 | 527,745.02 |
| 53413 050_DS SDUSD 2008 2017 K-2 PROP S | 13,724.36 | | 13,724.36 | 13,623.46 |
| 53414 050_DS SDUSD 2009 2008B QSCB SET-A | 179.33 | | 179.33 | 178.01 |
| 53415 050_DS SDUSD 2010 2008D1D2 QSCB SE | 15,275,266.18 | | 15,275,266.18 | 15,218,509.87 |
| 53416 050_DS SDUSD 2019 2018A MEASYY | 17.55 | | 17.55 | 17.42 |
| 53417 050_DS SDUSD 2019 2018B MEASYY | 166,564.47 | | 166,564.47 | 160,560.39 |
| 53418 050_DS SDUSD 2012 2019K PROP Z | 6.11 | | 6.11 | 6.06 |
| 53419 050_DS SDUSD 2012 2019L PROP Z | 586,528.72 | | 586,528.72 | 566,991.45 |
| 53420 050_DS SDUSD 2019 2018C MEASYY | 377,192.34 | | 377,192.34 | 364,216.17 |
| 53421 065_DS SAN MARCOS USD 2020 REF | 4,043,862.71 | | 4,043,862.71 | 902,126.04 |
| 53422 050_DS SDUSD MEASYY TAX RT RESERVE | 21,013,802.90 | | 21,013,802.90 | 20,861,655.87 |
| 53423 050_DS SAN DIEGO USD 2021N | 819,691.78 | | 819,691.78 | 794,859.48 |
| 53424 050_DS SAN DIEGO USD 2021E | 1,255,255.85 | | 1,255,255.85 | 1,211,853.07 |
| 53425 189_DS BONSALL UNIFIED 2018 REF | 219,477.78 | | 219,477.78 | 44,536.28 |
| 53426 050_DS SDUSD MEAS YY 2020 D | 485,762.48 | | 485,762.48 | 442,326.72 |
| 53427 050_DS SDUSD PROP S 2021 L | 289,272.62 | | 289,272.62 | 276,637.37 |
| 53428 050_DS SDUSD PROP Z 2020 M | 353,973.78 | | 353,973.78 | 328,285.51 |
| 53429 050_DS SAN DIEGO USD 2021 ZR-1 | 1,088,702.06 | | 1,088,702.06 | 1,052,527.06 |
| 53430 048_DS MT EMP 2018 2019 MEASJJ | 160,460.17 | | 160,460.17 | 20,222.97 |

# PERIODIC FINANCIAL STATEMENT - SCHEDULE OF BALANCE SHEET AND CASH TOTALS BY FUND - GL040

Date:14-AUG-2025 13:05:11

COSD
Current Period: JUL-25

Currency: USD
No specific FUND requested

| FUND | ASSETS | LIABILITIES | FUND BALANCE | CASH |
|---|---|---|---|---|
| 53431 048_DS MT EMPIRE USD 2021B | 186,021.36 | | 186,021.36 | 43,573.08 |
| 53432 050_DS SAN DIEGO USD 2022F | 5,018,539.49 | | 5,018,539.49 | 4,941,919.20 |
| 53433 050_DS SAN DIEGO USD 2022M | 726,403.61 | | 726,403.61 | 710,029.61 |
| 53434 050_DS SAN DIEGO USD 2022O | 5,276,298.28 | | 5,276,298.28 | 5,225,609.29 |
| 53435 051_DS VISTA USD 2019A MEASLL | 880,127.20 | | 880,127.20 | 113,787.86 |
| 53436 051_DS VISTA UNIFIED 2021 REF | 11,431,155.75 | | 11,431,155.75 | 2,266,142.89 |
| 53437 051_DS VISTA USD 2022B | 3,898,651.36 | | 3,898,651.36 | 606,908.38 |
| 53438 048_DS MT EMPIRE USD 2022C | 188,503.30 | | 188,503.30 | 16,627.15 |
| 53440 063_DS CARLSBAD 2019A MEAS HH | 1,689,154.75 | | 1,689,154.75 | 288,346.25 |
| 53441 063_DS CARLSBAD USD 2021B | 1,468,379.09 | | 1,468,379.09 | 324,302.18 |
| 53442 063_DS CARLSBAD UNIFIED 2025C | 4,008,983.60 | | 4,008,983.60 | 2,352,695.07 |
| 53445 064_DS OCEANSIDE 2008E PROP H | 508,578.99 | | 508,578.99 | 98,414.18 |
| 53446 064_DS OCEANSIDE PROP H 2008 F | 2,019,860.78 | | 2,019,860.78 | 237,512.02 |
| 53447 064_DS OCEANSIDE 2020REF PROP G | 942,145.75 | | 942,145.75 | 80,630.83 |
| 53448 064_DS OCEANSIDE 2020REF PROP H | 2,273.25 | | 2,273.25 | 2,256.53 |
| 53449 064_DS OCEANSIDE USD 2020A | 954,038.98 | | 954,038.98 | 137,091.95 |
| 53450 062_DS_BORREGO 2018A MEAS GG | 307,404.13 | | 307,404.13 | 43,040.60 |
| 53451 064_DS OCEANSIDE USD 2021 REF | 1,273,121.45 | | 1,273,121.45 | 110,456.00 |
| 53452 064_DS OCEANSIDE USD 2022 REF | 172,138.45 | | 172,138.45 | 30,395.61 |
| 53453 064_DS OCEANSIDE USD 2008G | 408,755.00 | | 408,755.00 | 51,146.34 |
| 53454 064_DS OCEANSIDE USD 2020B | 4,622,907.06 | | 4,622,907.06 | 502,009.17 |
| 53455 009_DS CHULA VISTA ESD 2021 REF | 1,429,153.04 | | 1,429,153.04 | 233,070.82 |
| 53456 009_DS CHULA VISTA ESD 2018A | 3,939,595.62 | | 3,939,595.62 | 410,184.98 |
| 53457 009_DS CHULA VISTA ESD 2020B | 11,378,820.54 | | 11,378,820.54 | 2,626,423.44 |
| 53458 047_DS CORONADO USD 2022 REF | 1,555,667.60 | | 1,555,667.60 | 261,852.35 |
| 53459 009_DS CHULA VISTA ESD 2023 REF | 1,544,074.08 | | 1,544,074.08 | 289,285.70 |
| 53466 065_DS SAN MARCOS USD 2025 REF | 2,210,000.00 | | 2,210,000.00 | 2,210,000.00 |
| 53467 065_DS SAN MARCOS USD 2024A | 6,941,745.97 | | 6,941,745.97 | 6,934,330.75 |
| 53500 050_DS SDUSD 2023 ZR-2 | 659,982.43 | | 659,982.43 | 624,586.97 |
| 53501 050_DS SDUSD 2023 ZR-3 | 250,503.63 | | 250,503.63 | 239,036.49 |
| 53502 050_DS SDUSD 2023 ZR-4A | 120,087.09 | | 120,087.09 | 116,627.61 |
| 53503 050_DS SDUSD 2023 ZR-4B | 686,860.16 | | 686,860.16 | 667,079.33 |
| 53504 050_DS SDUSD MEAS U 2023A | 1,610,252.11 | | 1,610,252.11 | 1,517,463.35 |
| 53505 050_DS SDUSD MEAS YY 2023G | 4,854,841.70 | | 4,854,841.70 | 4,443,572.51 |
| 53506 050_DS SDUSD PROP S 2023N | 621,898.17 | | 621,898.17 | 604,757.78 |
| 53507 050_DS SDUSD 2023 SR-3A | 181,826.62 | | 181,826.62 | 173,322.92 |
| 53508 050_DS SDUSD 2023 R-6 | 72,408.13 | | 72,408.13 | 66,670.71 |
| 53509 050_DS SDUSD 2024 REF SR-4A | 201,197.33 | | 201,197.33 | 191,242.02 |
| 53510 050_DS SDUSD 2024 REF ZR-5A | 840,569.25 | | 840,569.25 | 811,752.56 |
| 53511 050_DS SDUSD 2024 REF R-7A | 276,546.07 | | 276,546.07 | 272,072.96 |
| 53512 050_DS SDUSD 2025 REF SR-4C | 31,983.91 | | 31,983.91 | 30,938.49 |
| 53513 050_DS SDUSD 2025 REF ZR-5C | 77,479.52 | | 77,479.52 | 73,770.67 |
| 53514 050_DS SDUSD MEAS U TAX RATE RES | 13,576,243.82 | | 13,576,243.82 | 13,552,208.42 |
| 53515 050_DS SDUSD PROP S 2024O | 3,152,560.50 | | 3,152,560.50 | 2,822,779.85 |

# PERIODIC FINANCIAL STATEMENT - SCHEDULE OF BALANCE SHEET AND CASH TOTALS BY FUND - GL040

Date:14-AUG-2025 13:05:11

COSD

Current Period: JUL-25

Currency: USD

No specific FUND requested

| FUND | ASSETS | LIABILITIES | FUND BALANCE | CASH |
|---|---|---|---|---|
| 53516 050_DS SDUSD MEAS YY 2024H | 4,524,675.77 | | 4,524,675.77 | 4,079,342.00 |
| 53517 050_DS SDUSD MEAS U 2024B | 11,091,833.35 | | 11,091,833.35 | 10,621,950.76 |
| 53518 050_DS SDUSD 2025 REF R-8A | 394,583.53 | | 394,583.53 | 390,819.07 |
| 53519 050_DS SDUSD 2025 REF R-8B | 351,118.18 | | 351,118.18 | 350,155.17 |
| 53520 050_DS SDUSD 2025 REF SR-5A | 683.50 | | 683.50 | 149.56 |
| 53521 050_DS SDUSD 2025 REF SR-5B | 1,281.34 | | 1,281.34 | 280.38 |
| 53522 050_DS SDUSD 2025 REF ZR-6A | 2,270,671.78 | | 2,270,671.78 | 2,265,477.55 |
| 53523 050_DS SDUSD 2025 REF ZR-6B | 110,627.35 | | 110,627.35 | 110,294.25 |
| 53600 064_DS OCEANSIDE USD 2023 REF | 396,727.01 | | 396,727.01 | 38,647.58 |
| 53601 064_DS OCEANSIDE USD 2024A REF | 3,629,045.86 | | 3,629,045.86 | 252,886.99 |
| 53602 064_DS OCEANSIDE USD 2024B REF | 917,160.09 | | 917,160.09 | 85,779.43 |
| 53603 064_DS OCEANSIDE USD 2025A REF | 673,125.00 | | 673,125.00 | 41,728.94 |
| 53604 064_DS OCEANSIDE USD 2025B REF | 172,375.00 | | 172,375.00 | 10,029.86 |
| 53605 064_DS OCEANSIDE USD 2020C | 4,218,714.85 | | 4,218,714.85 | 4,022,966.47 |
| 53970 189_01 BONSALL UNIFIED GENERAL | 8,537,048.26 | | 8,537,048.26 | 8,450,667.79 |
| 53971 189_02 BONSALL UNIF SP RES CAP PRO | 97,728.13 | | 97,728.13 | 96,669.32 |
| 53972 189_04 BONSALL UNIFIED CAFETERIA | 1,060,603.60 | | 1,060,603.60 | 1,053,833.48 |
| 53980 189_17 BONSALL UNIFIED OPEB | 5,714.66 | | 5,714.66 | 5,672.64 |
| 53981 189_19 BONSALL UNIFIED CAP FAC / S | 5,870,435.26 | | 5,870,435.26 | 5,828,033.30 |
| 53983 189_22 BONSALL UNIFIED ENTERPRISE | 28,148.74 | | 28,148.74 | 27,915.76 |
| 53988 189_39_CHTR BONSALL UNIF VIVIAN BA | 10,951.53 | | 10,951.53 | 10,538.54 |
| 53991 189_46 BONSALL USD CNTY SCH FAC | 4,564,301.17 | | 4,564,301.17 | 4,530,739.26 |
| 53992 189_20 BONSALL USD FOUNDATION PRIV | 32.90 | | 32.90 | 12.00 |
| 53993 201_62_CHTR BONSALL UNIF PATHWAYS | 1,523.18 | | 1,523.18 | 1,511.98 |
| 53994 189_58 BONSALL USD CAP PROJ CFD | 682,971.92 | | 682,971.92 | 677,949.94 |
| 54000 062_01 BORREGO SPRINGS UNIF GEN | 1,629,897.11 | | 1,629,897.11 | 1,590,193.26 |
| 54003 062_02 BORRGO SPR SP RES CAP OUT | 921,132.44 | | 921,132.44 | 914,315.27 |
| 54006 062_04 BORREGO SPRNG UNF CAFETER | 415,912.57 | | 415,912.57 | 412,728.07 |
| 54009 062_06 BORREGO SPR UNF CHILD DEV | 245,259.55 | | 245,259.55 | 243,408.94 |
| 54018 062_18 BORREGO SPRG CAP FAC ACCT | 216,987.55 | | 216,987.55 | 215,391.04 |
| 54019 062_31 BORREGO SP BLDG PROP GG | 525,310.83 | | 525,310.83 | 521,423.38 |
| 54020 062_32 BORREGO SPRINGS FNDTN S R | 29.99 | | 29.99 | 29.77 |
| 54022 062_57 BORREGO SPRINGS FNDTN PERM | 351,780.04 | | 351,780.04 | 349,182.93 |
| 54023 062_22 BORREGO SPR OTH ENTERPRISE | 0.68 | | 0.68 | 0.67 |
| 54030 062_42 BORREGO SPR SP RES OTHER | 1,650,057.49 | | 1,650,057.49 | 1,630,476.20 |
| 54031 206_62_CHTR BORREGO SPR WORKFORCE | 2,236,176.27 | | 2,236,176.27 | 2,222,413.99 |
| 54036 047_01 CORONADO UNIFIED GENERAL | 3,318,062.71 | | 3,318,062.71 | 3,260,163.36 |
| 54039 047_02 CORONADO SP RES CAP OUT | 6,131,890.68 | | 6,131,890.68 | 6,092,207.00 |
| 54042 047_04 CORONADO UNIFIED CAFETERIA | 1,417,638.09 | | 1,417,638.09 | 1,408,109.60 |
| 54045 047_06 CORONADO CHILD DEVELOP | 621,110.68 | | 621,110.68 | 615,411.71 |
| 54051 047_12 CORONADO UNIF DEF MAINT | 231,942.93 | | 231,942.93 | 230,239.53 |
| 54054 047_18 CORONADO UNF CAP FAC ACCT | 337,734.55 | | 337,734.55 | 335,505.25 |
| 54056 047_58 CORONADO CAP PROJ BCU | 2,280,313.83 | | 2,280,313.83 | 2,276,554.98 |
| 54058 047_57 CORONADO FOUNDATION PERM FU | 564,547.04 | | 564,547.04 | 560,161.31 |

# PERIODIC FINANCIAL STATEMENT - SCHEDULE OF BALANCE SHEET AND CASH TOTALS BY FUND - GL040

Date:14-AUG-2025 13:05:11

COSD

Current Period: JUL-25

Currency: USD

No specific FUND requested

| FUND | ASSETS | LIABILITIES | FUND BALANCE | CASH |
|---|---|---|---|---|
| 54061 047_22 CORONADO UNIF OTHER ENT | 49,350.62 | | 49,350.62 | 49,226.15 |
| 54062 047_32 CORONADO UNF FOUNDATION SP | 4,248.88 | | 4,248.88 | 2,407.32 |
| 54063 047_40 CORONADO UNIF ADULT ED | 160,383.77 | | 160,383.77 | 159,068.66 |
| 54064 047_42 CORONADO SPEC RES OTH C O | 1,449,529.53 | | 1,449,529.53 | 1,438,870.95 |
| 54069 063_01 CARLSBAD UNIFIED GENERAL | 20,825,845.84 | | 20,825,845.84 | 20,571,021.57 |
| 54075 063_04 CARLSBAD UNIF CAFETERIA | 6,486,365.50 | | 6,486,365.50 | 6,441,989.58 |
| 54079 063_06 CARLSBAD CHILD DEVELOPMENT | 276,169.74 | | 276,169.74 | 274,076.22 |
| 54080 063_08 CARLSBAD UNF ASB SP REV | 304,764.93 | | 304,764.93 | 302,523.96 |
| 54084 063_10 CARLSBAD BUILDING | 96,154,116.15 | | 96,154,116.15 | 95,480,365.84 |
| 54090 063_16 CARLSBAD UNF HLTH SLF INS | 2,378,045.38 | | 2,378,045.38 | 2,360,565.53 |
| 54096 063_19 CARLSBAD CAP FAC AB2068 | 9,029,349.48 | | 9,029,349.48 | 8,967,680.99 |
| 54114 063_46 CARLSBAD UNIF SCH FAC FD | 8,585.46 | | 8,585.46 | 8,522.33 |
| 54116 063_59 CARLSBAD CAP PROJ BLEND COM | 923.97 | | 923.97 | 917.17 |
| 54119 063_97 CARLSBAD UNIFIED CFD #5 | 2,694,030.68 | | 2,694,030.68 | 2,647,666.89 |
| 54120 048_01 MT EMPIRE UNIFIED GEN | 4,519,019.20 | | 4,519,019.20 | 4,473,642.39 |
| 54126 048_04 MT EMPIRE CAFETERIA FD | 2,239.06 | | 2,239.06 | 115.33 |
| 54129 048_06 MT EMPIRE CHILD DEVELOPMT | 851.67 | | 851.67 | 232.72 |
| 54132 048_10 MT EMPIRE BUILDING | 281.96 | | 281.96 | 280.05 |
| 54139 218_62_CHTR MT EMP ELITE ACADEMIC | 1,633,823.12 | | 1,633,823.12 | 1,626,783.51 |
| 54140 214_62_CHTR MT EMPIRE SD VIRTUAL | 5,058,812.85 | | 5,058,812.85 | 5,025,023.57 |
| 54141 048_19 MT EMPIRE CAP FAC AB2068 | 881,889.24 | | 881,889.24 | 875,256.11 |
| 54142 234_62_CHTR MEUSD JCS-PINE VLY | 425,783.20 | | 425,783.20 | 422,915.63 |
| 54149 245_62_CHTR MOTIVATED YOUTH ACADMY | 243,343.53 | | 243,343.53 | 239,581.00 |
| 54154 185_95 MT EMPIRE ENT CHRT FOR ACAD | 3,770,718.69 | | 3,770,718.69 | 3,733,702.40 |
| 54156 048_40 MT EMPIRE UNIF ADULT ED | 468.31 | | 468.31 | 326.99 |
| 54159 048_42 MT EMPIRE SPEC RES OTHER | 34,586.07 | | 34,586.07 | 34,331.76 |
| 54163 048_46 MT EMPIRE CO SCH FACILITY | 4,504,278.87 | | 4,504,278.87 | 4,502,024.27 |
| 54164 048_80 MTN EMPIRE SPEC RES FD FOR | 196,707.57 | | 196,707.57 | 195,261.15 |
| 54165 064_01 OCEANSIDE UNIFIED GENERAL | 103,982,259.68 | | 103,982,259.68 | 103,115,831.91 |
| 54168 064_02 OCEANSIDE SP RES-CAP OUT | 2,803,799.22 | | 2,803,799.22 | 2,755,641.05 |
| 54171 064_04 OCEANSIDE CAFETERIA | 12,888,038.53 | | 12,888,038.53 | 12,800,267.34 |
| 54174 064_06 OCEANSIDE UNIFIED | 1,318,453.29 | | 1,318,453.29 | 1,308,084.35 |
| 54177 064_10 OCEANSIDE UNIFIED BLDG FD | 19,655,684.30 | | 19,655,684.30 | 19,484,751.67 |
| 54183 064_16 OCDE UNF HEALTH SELF INS | 7,060,857.81 | | 7,060,857.81 | 7,009,130.26 |
| 54186 064_19 OCEANSIDE CAP FAC AB2068 | 33,023,975.92 | | 33,023,975.92 | 32,800,177.96 |
| 54188 064_31 OCEANSIDE BLDG PROP 39 | 124,929,853.65 | | 124,929,853.65 | 124,426,734.62 |
| 54198 064_46 OCEANSIDE UNIF ST SCH FAC | 7,303,679.77 | | 7,303,679.77 | 7,249,950.92 |
| 54207 061_01 POWAY UNIFIED GENERAL | 102,169,420.97 | | 102,169,420.97 | 101,245,441.64 |
| 54210 061_02 POWAY SP RES CAP OUT | 10,233,425.71 | | 10,233,425.71 | 10,153,065.27 |
| 54213 061_04 POWAY UNIF CAFETERIA FD | 22,796,227.62 | | 22,796,227.62 | 22,652,495.96 |
| 54219 061_07 POWAY CHILD DEV PRESCHOOL | 1,093,711.02 | | 1,093,711.02 | 1,085,128.59 |
| 54221 061_08 POWAY UNIF ASB SP REV FD | 107,421.62 | | 107,421.62 | 106,038.02 |
| 54225 061_12 POWAY UNIFIED DEF MAINT | 7,772,829.93 | | 7,772,829.93 | 7,711,462.82 |
| 54228 061_15 POWAY SELF INS | 6,891,612.75 | | 6,891,612.75 | 6,841,313.48 |

# PERIODIC FINANCIAL STATEMENT - SCHEDULE OF BALANCE SHEET AND CASH TOTALS BY FUND - GL040

Date:14-AUG-2025 13:05:11

COSD
Current Period: JUL-25

Currency: USD
No specific FUND requested

| FUND | ASSETS | LIABILITIES | FUND BALANCE | CASH |
|---|---|---|---|---|
| 54231 061_16 POWAY HEALTH SELF INS | 2,835,113.86 | | 2,835,113.86 | 2,814,195.79 |
| 54232 061_17 POWAY UNIFIED OPEB | 567,504.67 | | 567,504.67 | 559,498.44 |
| 54237 061_19 POWAY CAP FAC AB2068 | 14,872,450.86 | | 14,872,450.86 | 14,753,399.59 |
| 54238 061_20 POWAY UNIF PRIVATE PURPOSE | 374,466.08 | | 374,466.08 | 371,712.58 |
| 54240 061_22 POWAY UNIF ENTERPRISE | 16,556,859.29 | | 16,556,859.29 | 16,439,781.14 |
| 54243 061_30 POWAY DEDUCTIBLE INS LOSS | 307,664.77 | | 307,664.77 | 306,459.04 |
| 54246 061_40 POWAY UNIF ADULT EDUCATON | 673,994.10 | | 673,994.10 | 667,908.25 |
| 54252 061_42 POWAY SPECIAL RES OTHR | 2,225,393.42 | | 2,225,393.42 | 2,225,393.42 |
| 54264 049_01 RAMONA UNIFIED GENERAL | 23,216,195.23 | | 23,216,195.23 | 23,023,432.24 |
| 54267 049_02 RAMONA SP RES CAP OUT | 261,215.80 | | 261,215.80 | 259,295.05 |
| 54270 049_04 RAMONA UNIF CAFETERIA | 3,665,404.62 | | 3,665,404.62 | 3,639,336.28 |
| 54276 049_16 RAMONA HEALTH SELF INS | 178,957.61 | | 178,957.61 | 177,641.71 |
| 54282 049_19 RAMONA CAP FAC AB2068 | 1,153,519.36 | | 1,153,519.36 | 1,146,884.50 |
| 54285 049_40 RAMONA UNIF ADULT ED | 54,120.72 | | 54,120.72 | 53,770.49 |
| 54288 049_42 RAMONA SPEC RES OTHER | 1,824,774.20 | | 1,824,774.20 | 1,811,356.39 |
| 54297 050_01 SAN DIEGO UNIFIED GENERAL | 356,457,313.08 | | 356,457,313.08 | 352,584,271.42 |
| 54303 050_03 SAN DIEGO UNIF REVOLVING | 2,882,550.75 | | 2,882,550.75 | 2,882,550.75 |
| 54306 050_04 SAN DIEGO UNIF CAFETERIA | 85,489,397.87 | | 85,489,397.87 | 84,921,719.64 |
| 54309 050_06 SAN DIEGO UNIF CHLD CNTR | 6,329.37 | | 6,329.37 | 6,282.83 |
| 54311 050_09 SDUSD PROP S BLDG FD 2012 | 276,866,479.53 | | 276,866,479.53 | 274,765,957.27 |
| 54314 050_13 SDUSD PROP Z BLDG FD | 81,062,051.32 | | 81,062,051.32 | 80,392,607.60 |
| 54316 050_07 SDUSD MEASURE YY BLDG | 599,254,702.01 | | 599,254,702.01 | 593,921,858.43 |
| 54317 050_21 SDUSD MEASURE U BLDG | 487,754,940.28 | | 487,754,940.28 | 483,787,047.40 |
| 54318 050_15 SELF INSD WORKMENS COMP | 174,320,798.70 | | 174,320,798.70 | 173,047,134.51 |
| 54320 050_14 SDUSD HLTH WLFR SELF INS DE | 1,439,427.78 | | 1,439,427.78 | 1,422,766.05 |
| 54322 050_17 SDUSD SELF INSURED VISION C | 1,488,953.83 | | 1,488,953.83 | 1,477,446.82 |
| 54345 050_32 SD UNIF LIABILITY INSUR | 10,161,063.50 | | 10,161,063.50 | 10,112,740.57 |
| 54348 050_33 SD UNIF PROPERTY INSUR | 7,890,411.13 | | 7,890,411.13 | 7,888,644.73 |
| 54351 050_34 SD UNF PROPERTY MGT | 19,859,435.79 | | 19,859,435.79 | 19,715,615.15 |
| 54354 050_40 SAN DIEGO UNIF ADULT ED | 748,300.31 | | 748,300.31 | 740,980.60 |
| 54356 050_44 SAN DIEGO UNIF TRANS REPAYM | 4,080,571.88 | | 4,080,571.88 | 3,997,170.54 |
| 54360 050_46 SD UNIF SCH FACILITIES FD | 43,633,489.66 | | 43,633,489.66 | 43,312,604.67 |
| 54361 050_41 SDUSD PROP S SCH FAC FD | 38,880.78 | | 38,880.78 | 38,594.88 |
| 54362 050_51 SDUSD PROP Z SCH FAC FD | 750,092.37 | | 750,092.37 | 744,205.95 |
| 54363 050_52 SD UNIF CAP FAC AB1600 | 26,513,511.59 | | 26,513,511.59 | 26,343,542.68 |
| 54364 050_53 SDUSD MEAS YY SCH FAC | 63,907,673.62 | | 63,907,673.62 | 63,433,684.51 |
| 54366 050_60 SD UNF RET MED BENEFT MGT | 2,482,039.72 | | 2,482,039.72 | 2,463,630.33 |
| 54368 050_56 SD UNF RET MED BENFT CONF | 8,484.42 | | 8,484.42 | 8,420.05 |
| 54372 050_62 SD UNF RET MED BENFT CSEA | 487,459.68 | | 487,459.68 | 483,838.33 |
| 54375 050_63 SD UNF RET MED BENFT TECH | 1,536,190.81 | | 1,536,190.81 | 1,524,694.23 |
| 54377 050_76 SD UNF RT MD BNFT NONREPMG | 43,250.94 | | 43,250.94 | 43,000.27 |
| 54378 050_64 SD UNF RT MD BNFT PCE OFF | 222.06 | | 222.06 | 152.62 |
| 54381 050_65 SD UNF RT MD BNFT PARAPRO | 1,239,656.06 | | 1,239,656.06 | 1,230,463.08 |
| 54387 050_67 SD REDEV AGY CAPITAL FAC | 79,696,531.94 | | 79,696,531.94 | 79,252,105.61 |

# PERIODIC FINANCIAL STATEMENT - SCHEDULE OF BALANCE SHEET AND CASH TOTALS BY FUND - GL040

Date:14-AUG-2025 13:05:11

COSD
Current Period: JUL-25

Currency: USD
No specific FUND requested

| FUND | ASSETS | LIABILITIES | FUND BALANCE | CASH |
|---|---|---|---|---|
| 54393 050_70 SD UNF ST INSTRUCT MATRL | 1,401,878.99 | | 1,401,878.99 | 1,401,878.99 |
| 54396 050_72 SD UNIF BALBOA STADIUM | 430,166.08 | | 430,166.08 | 427,016.08 |
| 54399 050_74 STATE PRESCHOOL | 11,638,766.31 | | 11,638,766.31 | 11,565,324.94 |
| 54408 065_01 SAN MARCOS UNIFIED GEN | 86,832,636.22 | | 86,832,636.22 | 86,147,251.48 |
| 54409 065_02 SAN MARCOS SPRES CAP PROJ | 7,128,969.87 | | 7,128,969.87 | 6,918,704.85 |
| 54411 065_04 SAN MARCOS UNIF CAFETERIA | 20,304,264.51 | | 20,304,264.51 | 20,157,704.91 |
| 54415 065_07 SAN MARCOS CAP PROJ CFD7 | 9.50 | | 9.50 | 9.43 |
| 54416 065_08 SAN MARCOS CAP PROJ CFD8 | 27.12 | | 27.12 | 26.92 |
| 54418 065_09 SAN MARCOS CAP PROJ CFD9 | 4.86 | | 4.86 | 4.83 |
| 54419 065_64 SAN MARCOS CAP PROJ CFD10 | 6,675.53 | | 6,675.53 | 6,626.68 |
| 54421 065_65 SAN MARCOS CAP PROJ CFD11 | 1.55 | | 1.55 | 1.54 |
| 54422 065_66 SAN MARCOS CAP PROJ CFD12 | 825.17 | | 825.17 | 218.79 |
| 54423 065_12 SAN MARCOS UNIF DEF MAINT | 21,087.69 | | 21,087.69 | 4,614.39 |
| 54425 065_69 SAN MARCOS CAP PROJ CFD14 | 18,041.53 | | 18,041.53 | 17,908.88 |
| 54427 065_31 SAN MARCOS BLDG MEAS JJ (PR | 145,950,860.21 | | 145,950,860.21 | 145,791,107.75 |
| 54428 065_23 SAN MARCOS PUPIL TRANS EQP | 594,424.48 | | 594,424.48 | 584,102.12 |
| 54429 065_19 SAN MARCOS CAP FAC AB2068 | 11,679,795.61 | | 11,679,795.61 | 11,603,525.52 |
| 54430 065_22 SAN MARCOS USD OTH ENTERPRI | 2,461,777.98 | | 2,461,777.98 | 2,445,529.55 |
| 54433 065_57 SAN MARCOS FOUNDATION PERMA | 44,436.11 | | 44,436.11 | 44,109.37 |
| 54434 226_62_CHTR SMUSD PIVOT SD II | 1,096,433.92 | | 1,096,433.92 | 1,086,319.30 |
| 54435 065_30 SAN MARCOS DEDCT INS LOSS | 955,693.37 | | 955,693.37 | 944,483.49 |
| 54436 065_70 SAN MARCOS CAP PROJ CFD15 | 2,416.20 | | 2,416.20 | 1,968.16 |
| 54437 065_71 SAN MARCOS CAP PROJ CFD16 | 1,758.58 | | 1,758.58 | 1,231.66 |
| 54438 065_38 SAN MARCOS UNIF CAP REDV | 52,466,867.63 | | 52,466,867.63 | 52,210,084.40 |
| 54439 065_72 SAN MARCOS CAP PROJ CFD17 | 7,780.86 | | 7,780.86 | 7,701.60 |
| 54440 065_74 SAN MARCOS CAP PROJ CFD18 | 1,486.71 | | 1,486.71 | 1,475.81 |
| 54441 065_40 SAN MARCOS UNIF ADULT ED | 12,255.94 | | 12,255.94 | 11,876.43 |
| 54448 065_75 SAN MARCOS CAP PROJ CFD19 | 7,287.71 | | 7,287.71 | 7,234.31 |
| 54449 065_78 SAN MARCOS CAP PROJ CFD20 | 31,327.82 | | 31,327.82 | 31,047.49 |
| 54450 065_46 SAN MARCOS UNIF ST CAPFAC | 13,375,644.31 | | 13,375,644.31 | 13,289,776.58 |
| 54453 067_01 VALLEY CENTER PAUMA UNIF | 42,237,748.65 | | 42,237,748.65 | 41,904,331.00 |
| 54459 067_04 VALLEY CENTER CAFETERIA | 1,853,564.66 | | 1,853,564.66 | 1,841,282.08 |
| 54468 067_19 VALLEY CENTER CAP FAC | 7,771,593.54 | | 7,771,593.54 | 7,715,054.85 |
| 54469 067_22 VALLEY CENTER-PAUMA ENTERPR | 136,271.37 | | 136,271.37 | 135,269.21 |
| 54483 051_01 VISTA UNIFIED GENERAL | 87,824,525.83 | | 87,824,525.83 | 87,025,856.93 |
| 54486 051_02 VISTA SP RES CAP OUT | 15,186,368.30 | | 15,186,368.30 | 15,063,668.88 |
| 54489 051_04 VISTA UNIF CAFETERIA | 11,504,370.14 | | 11,504,370.14 | 11,430,923.45 |
| 54492 051_06 VISTA UNF CHILD DEVLOPMNT | 0.01 | | 0.01 | 0.01 |
| 54494 051_10 VISTA UNIFIIED BUILDING | 1.13 | | 1.13 | 1.12 |
| 54496 051_16 VISTA UNI SELF INSURANCE | 1,359,102.12 | | 1,359,102.12 | 1,345,319.12 |
| 54498 051_18 VISTA CAP FAC ACCT | 15,770,811.80 | | 15,770,811.80 | 15,655,256.81 |
| 54499 051_22 VISTA UNIF ENTERPRISE | 5,414,736.02 | | 5,414,736.02 | 5,375,661.52 |
| 54505 051_31 VISTA UNIF BLDG PROP 39 | 48,612,903.46 | | 48,612,903.46 | 48,164,581.59 |
| 54510 051_40 VISTA UNIF ADULT EDUCATON | 2,652,319.26 | | 2,652,319.26 | 2,626,580.27 |

## PERIODIC FINANCIAL STATEMENT - SCHEDULE OF BALANCE SHEET AND CASH TOTALS BY FUND - GL040

Date:14-AUG-2025 13:05:11

COSD

Current Period: JUL-25

Currency: USD

No specific FUND requested

| FUND | ASSETS | LIABILITIES | FUND BALANCE | CASH |
|---|---|---|---|---|
| 54516 051_46 VISTA UNIFIED ST SCH FAC | 11,573.09 | | 11,573.09 | 11,518.91 |
| 54517 051_46 VISTA UNIFIED CHARTER SCHOO | 1,162,881.66 | | 1,162,881.66 | 1,153,785.15 |
| 54518 184_62_CHTR VISTA UN BELLA MENTE M | 7,203,805.95 | | 7,203,805.95 | 7,147,547.68 |
| 54519 066_01 WARNER UNIFIED GENERAL | 4,050,233.86 | | 4,050,233.86 | 4,020,472.54 |
| 54525 066_04 WARNER UNIFIED CAFETERIA | 34,813.21 | | 34,813.21 | 34,683.97 |
| 54528 066_06 WARNER CHILD DEVELOPMENT | 264,977.78 | | 264,977.78 | 263,485.68 |
| 54540 066_18 WARNER UNF CAP FACILITIES | 35,718.19 | | 35,718.19 | 35,461.38 |
| 54546 066_42 WARNER UNF SPEC RES OTHER | 177,608.90 | | 177,608.90 | 176,302.92 |
| 54550 203_62_CHTR WARNER CA PACIFIC CHAR | 1,104,376.36 | | 1,104,376.36 | 1,095,141.12 |
| 54551 238_62_CHTR WARNER SD MISSION | 418,725.57 | | 418,725.57 | 416,664.37 |
| 54552 240_62_CHTR WARNER SAGE OAK SO | 21,204,084.22 | | 21,204,084.22 | 21,060,638.80 |
| 54553 241_62_CHTR WARNER EXCEL ACAD | 2,265,159.71 | | 2,265,159.71 | 2,237,892.70 |
| 54554 242_62_CHTR WARNER PTHWYS ADLT | 406,287.53 | | 406,287.53 | 403,795.77 |
| 54724 099_01 CO SCHOOL SERV FUND UNRES | 214,069,268.64 | | 214,069,268.64 | 211,717,733.87 |
| 54727 099_02 DEFERRED MAINTENANCE | 9,323,091.96 | | 9,323,091.96 | 9,253,287.69 |
| 54730 099_03 JPA PROPERTY AND LIABILITY | 43,050,713.63 | | 43,050,713.63 | 42,591,885.67 |
| 54733 099_04 CAPITAL OUTLAY FUND | 5,148,518.97 | | 5,148,518.97 | 5,148,518.97 |
| 54736 099_06 SPECIAL RESERVE FUND | 51,882,701.56 | | 51,882,701.56 | 51,485,426.37 |
| 54741 099_10 SPECIAL EDUCATION PASS THRO | 15,539,931.33 | | 15,539,931.33 | 15,539,931.33 |
| 54742 099_12 TRAINABL MENTLLY RTRD MNR | 2,445,679.60 | | 2,445,679.60 | 2,445,679.60 |
| 54745 099_13 PHYSICALLY HNDICP MINORS | 3,628,864.25 | | 3,628,864.25 | 3,628,864.25 |
| 54748 099_14 EDUCABLE MENTLLY RTRD MNR | 225,909.96 | | 225,909.96 | 225,909.96 |
| 54751 099_15 CHILDRENS INST TUITION | 4,351,179.69 | | 4,351,179.69 | 4,351,179.69 |
| 54754 099_16 REGIONAL OCCUPATIONAL CTR | 13,062,987.24 | | 13,062,987.24 | 13,062,987.24 |
| 54757 099_17 TRANBL MENTLY RTRD MNR HS | 2,365,620.96 | | 2,365,620.96 | 2,365,620.96 |
| 54758 099_17 SELF-INS OTH POSTEMP BENFT | 38,072,188.75 | | 38,072,188.75 | 37,795,088.21 |
| 54760 099_18 PHYS HNDICP MINORS HS | 3,350,303.72 | | 3,350,303.72 | 3,350,303.72 |
| 54763 099_19 CHULA VISTA PROJECT | 62,518.17 | | 62,518.17 | 62,518.17 |
| 54766 099_20 VISTA UNIFIED PROJECT | 227,481.43 | | 227,481.43 | 226,267.68 |
| 54769 099_21 OCEANSIDE UNIFIED PROJECT | 66,136.61 | | 66,136.61 | 65,784.05 |
| 54772 099_22 CHULA VISTA PROJECT 2 | 88,555.00 | | 88,555.00 | 88,083.46 |
| 54775 099_23 AUTISTIC PUPLS MINOR ELEM | 108,937.28 | | 108,937.28 | 108,937.28 |
| 54778 099_24 CARLSBAD PROJECT | 152,513.15 | | 152,513.15 | 151,699.67 |
| 54779 099_26 CHILD DEVELOPMENT FUND CSS | 35,034.12 | | 35,034.12 | 14,912.14 |
| 54781 099_28 AUTISTIC PUPLS MINOR HIGH | 104,674.82 | | 104,674.82 | 104,674.82 |
| 54784 099_31 WORKERS COMP SELF INS FD | 89,163,853.75 | | 89,163,853.75 | 88,477,387.66 |
| 54790 099_33 DEVLPMNT CNTR HNDICP ELEM | 526,339.37 | | 526,339.37 | 526,339.37 |
| 54793 099_34 FBC HEALTH AND WELFARE | 23,207,040.40 | | 23,207,040.40 | 23,058,459.44 |
| 54796 099_35 FBC VISION | 4,617,581.52 | | 4,617,581.52 | 4,583,796.80 |
| 54802 099_37 FBC DENTAL FUND | 30,336,271.26 | | 30,336,271.26 | 30,114,845.05 |
| 54805 099_38 DEVLPMNT CENTER HNDICP HI | 523,827.63 | | 523,827.63 | 523,827.63 |
| 54808 099_39 RETIRED SCH EMP HLTH BNFT | 46,765.29 | | 46,765.29 | 46,427.48 |
| 54812 099_46 SCREC SCHOOL FACILITIES | 37,475.20 | | 37,475.20 | 37,199.64 |
| 54814 099_59 FBC VOLUNTARY BENEFITS FD | 298,168.71 | | 298,168.71 | 294,797.26 |

# PERIODIC FINANCIAL STATEMENT - SCHEDULE OF BALANCE SHEET AND CASH TOTALS BY FUND - GL040

Date:14-AUG-2025 13:05:11

COSD
Current Period: JUL-25

Currency: USD
No specific FUND requested

| FUND | ASSETS | LIABILITIES | FUND BALANCE | CASH |
|---|---|---|---|---|
| 54826 099_72 SPEC RES REDEVELOPMENT | 59,530,696.69 | | 59,530,696.69 | 59,116,235.02 |
| 54829 099_74 MISC SELF INSD PROPY PROG | 221.39 | | 221.39 | 112.93 |
| 54836 099_80 SPEC RES POST EMPL BENEFIT | 1,217,908.76 | | 1,217,908.76 | 1,208,825.67 |
| 54841 099_83 FBC LIFE INSURANCE FUND | 611,155.41 | | 611,155.41 | 605,383.19 |
| 54847 099_89 FBC LONG TERM CARE FUND | 37,172.01 | | 37,172.01 | 36,777.53 |
| 54850 090_00 SCH PYRL REVOLV NET CHECK | 26,156.85 | | 26,156.85 | 26,156.85 |
| 54853 090_01 SCH PYRL REVOLV VENDOR | 252,031.75 | | 252,031.75 | 252,031.75 |
| 54856 090_31 SCHL EMP WTHLD TAX FED | 17,951,373.41 | | 17,951,373.41 | 17,951,373.41 |
| 54859 090_32 SCHL EMP WTHLD TAX STATE | 7,001,543.71 | | 7,001,543.71 | 7,001,543.71 |
| 54862 090_33 SCHL EMP SOC SEC OASDI | 8,693,263.87 | | 8,693,263.87 | 8,693,263.87 |
| 54865 090_34 SCH EMP MEDICARE OASDI | 5,517,060.59 | | 5,517,060.59 | 5,517,060.59 |
| 54868 090_01 10 12 PAY TRUST FUND | 8,470,186.94 | | 8,470,186.94 | 8,470,186.94 |
| 54870 090_00 SUPPLEMENTAL REV AUGMENTATI | 164,724.86 | | 164,724.86 | 163,513.62 |
| 54871 090_02 STRS DEFINED BENEFIT PLAN | 13,395,017.33 | | 13,395,017.33 | 13,395,017.33 |
| 54872 090_02 DAS AP ACH TRUST | 12,221,104.09 | | 12,221,104.09 | 12,221,104.09 |
| 54874 090_03 PUBLIC EMPLOYEES RET TRF | 4,451,060.62 | | 4,451,060.62 | 4,451,060.62 |
| 54877 090_04 STRS CASH BAL PLAN | 8,015.99 | | 8,015.99 | 8,015.99 |
| 54880 099_00 FOREST RESERVE SCHL FUND | 842.05 | | 842.05 | 188.99 |
| 54900 070_18 NCW CAP FAC/MITIGA-FEES | 270,135.13 | | 270,135.13 | 268,147.28 |
| 54902 070_76 NCW SUBORDINATE SPECIAL TAX | 7,615.13 | | 7,615.13 | 7,559.13 |
| 54904 070_78 NORTH CITY WEST CONSTR 1 | 7,990,882.33 | | 7,990,882.33 | 7,936,138.98 |
| 54907 070_79 NO CITY WEST SCH FAC | 484,999.85 | | 484,999.85 | 481,481.30 |
| 54908 070_83 NCW DEL MAR SITE FUND | 91,237.46 | | 91,237.46 | 90,566.58 |
| 54909 070_84 NCW DEL MAR CONSTRUCTION | 5.37 | | 5.37 | 5.33 |
| 54911 070_77 NCW CFD NO 1 SPECIAL TAX | 38,369.68 | | 38,369.68 | 38,087.54 |
| 54914 070_NCW CFD NO 3 | 11,835.59 | | 11,835.59 | 11,748.56 |
| 54915 070_NCW ONE PASEO | 21,581.38 | | 21,581.38 | 21,422.69 |
| 54955 057_01_CFD CARLSBAD UNIFIED CFD 3 | 8,307,715.32 | | 8,307,715.32 | 8,249,435.41 |
| 54958 057_02_CFD CARLSBAD UNIFIED CFD 4 | 920,306.04 | | 920,306.04 | 913,586.60 |
| 54961 068_01 SAN MARCOS COMM FA 3 | 576,259.87 | | 576,259.87 | 570,458.06 |
| 54964 068_04_CFD SAN MARCOS CFD 4 | 107.52 | | 107.52 | 85.26 |
| 54967 068_05_CFD SAN MARCOS CFD 5 | 68.21 | | 68.21 | 59.09 |
| 54970 068_06_CFD SAN MARCOS CFD 6 | 192,135.01 | | 192,135.01 | 191,253.05 |
| 54976 011_01_CFD DEL MAR CFD 95 1 GEN | 8,472,110.50 | | 8,472,110.50 | 8,404,301.74 |
| 54977 011_02_CFD DEL MAR CFD 99 1 GEN | 8,879,028.55 | | 8,879,028.55 | 8,804,294.99 |
| 54980 034_01_CFD SOLANA BEACH SCHOOL CFD | 474,829.53 | | 474,829.53 | 469,228.70 |
| 54981 034_02_CFD SOLANA BEACH CFD 00 1 | 1,170,683.32 | | 1,170,683.32 | 1,159,424.22 |
| 54982 046_01_CFD SWEETWATER CFD 8 | 65,450.62 | | 65,450.62 | 64,941.91 |
| 54983 034_03_CFD SOLANA BEACH CFD 04-1 | 5,250,233.69 | | 5,250,233.69 | 5,195,999.72 |
| 54985 046_02_CFD SWEETWATER CFD 9 | 14,455,503.11 | | 14,455,503.11 | 14,345,655.53 |
| 54988 046_03_CFD SWEETWATER CFD 6 | 22,734,377.60 | | 22,734,377.60 | 22,561,033.50 |
| 54994 046_05_CFD SWEETWATER CFD 9B | 5,248,278.64 | | 5,248,278.64 | 5,209,772.03 |
| 54997 046_06_CFD SWEETWATER CFD 10 | 16,555,086.05 | | 16,555,086.05 | 16,429,312.33 |
| 55000 046_07_CFD SWEETWATER CFD 11 | 14,136,852.90 | | 14,136,852.90 | 14,029,068.35 |

# PERIODIC FINANCIAL STATEMENT - SCHEDULE OF BALANCE SHEET AND CASH TOTALS BY FUND - GL040

Date:14-AUG-2025 13:05:11

COSD
Current Period: JUL-25

Currency: USD
No specific FUND requested

| FUND | ASSETS | LIABILITIES | FUND BALANCE | CASH |
|---|---|---|---|---|
| 55001 046_09_CFD SWEETWATER UHS CFD 12 | 6,751,804.73 | | 6,751,804.73 | 6,700,056.05 |
| 55002 046_08_CFD SWEETWATER CFD 13 | 4,918,956.15 | | 4,918,956.15 | 4,876,770.61 |
| 55500 001_01 ALPINE UNION ELEM GEN | 8,272,062.16 | | 8,272,062.16 | 8,211,765.85 |
| 55501 001_02 ALPINE USD SP RES CAP PRJ | 2,659,952.11 | | 2,659,952.11 | 2,640,205.42 |
| 55503 001_04 ALPINE ELEM CAFETERIA FD | 1,070,341.28 | | 1,070,341.28 | 1,063,436.20 |
| 55512 001_18 ALPINE CAP FAC ACCT | 238,882.16 | | 238,882.16 | 236,575.49 |
| 55551 006_01 CAJON VLY UN ELEM GEN | 116,139,681.68 | | 116,139,681.68 | 115,235,356.90 |
| 55554 006_02 CAJON VLY SP RES CAP OUT | 8,161,805.61 | | 8,161,805.61 | 8,100,261.16 |
| 55557 006_04 CAJON VALLEY CAFETERIA FD | 545,302.63 | | 545,302.63 | 539,420.23 |
| 55560 006_06 CAJON VLY CHILD CARE CTR | 5,072,706.34 | | 5,072,706.34 | 5,039,322.98 |
| 55563 006_09 CAJON VY OTHER BLDG FUND | 19,165,333.93 | | 19,165,333.93 | 19,016,366.54 |
| 55564 006_10 CAJON VALLEY ELEM BLDG | 3,162,949.17 | | 3,162,949.17 | 3,133,903.50 |
| 55569 006_16 CAJON VALLEY HEALTH INS | 4,155,302.20 | | 4,155,302.20 | 4,130,203.05 |
| 55572 006_18 CAJON VALLEY CAP FAC ACCT | 1,695,172.03 | | 1,695,172.03 | 1,683,591.82 |
| 55581 006_30 CAJON VALY DEDCT INS LOSS | 117,105.36 | | 117,105.36 | 115,877.98 |
| 55583 006_44 CAJON VLY - BLDG FUND PROP | 8,326.49 | | 8,326.49 | |
| 55585 006_39_CHTR CAJON VLY BOSTONIA | 13,149,490.65 | | 13,149,490.65 | 13,062,538.39 |
| 55586 006_42 CAJON VLY SP RES OTHER | 4,713,563.32 | | 4,713,563.32 | 4,678,894.21 |
| 55588 006_79 CAJON VLY SP RES POST EMPLO | 10,267,170.21 | | 10,267,170.21 | 10,191,649.39 |
| 55589 236_62_CHTR CAJON VLY KIDINNU | 3,831,802.89 | | 3,831,802.89 | 3,804,713.54 |
| 55590 007_01 CARDIFF ELEMENTARY GEN | 3,500,939.33 | | 3,500,939.33 | 3,460,779.61 |
| 55592 007_02 CARDIFF SP RES CAP PROJ | 978,792.68 | | 978,792.68 | 970,565.82 |
| 55596 007_04 CARDIFF CAFETERIA | 208,311.01 | | 208,311.01 | 207,199.39 |
| 55601 007_09 CARDIFF BLDG | 3,338.00 | | 3,338.00 | 3,313.46 |
| 55611 007_19 CARDIFF CAP FAC AB2068 | 405,061.93 | | 405,061.93 | 402,098.40 |
| 55614 007_22 CARDIFF ENTERPRISE | 212,216.00 | | 212,216.00 | 211,801.40 |
| 55624 007_80 CARDIFF SPEC RES FD FOR PO | 1,319.32 | | 1,319.32 | 1,309.62 |
| 55626 009_01 CHULA VISTA CITY ELEM GEN | 140,137,386.58 | | 140,137,386.58 | 138,972,731.33 |
| 55632 009_04 CHULA VISTA CAFETERIA | 15,545,125.99 | | 15,545,125.99 | 15,432,471.13 |
| 55635 009_06 CHULA VST CTY EL CHLD CTR | 6,926,723.85 | | 6,926,723.85 | 6,870,498.96 |
| 55638 009_09 CHULA VISTA OTHER BLDGING | 11.15 | | 11.15 | 11.13 |
| 55647 009_18 CHULA VISTA CAP FAC ACCT | 10,140,912.66 | | 10,140,912.66 | 10,075,992.35 |
| 55650 009_23 CH VISTA PUPIL TRANS EQP | 10.44 | | 10.44 | 10.28 |
| 55653 009_30 CHULA VISTA DEDCT INS LSS | 10,410,609.36 | | 10,410,609.36 | 10,325,334.73 |
| 55655 009_33 CHULA VISTA BLDG MEASVV | 43,156,952.31 | | 43,156,952.31 | 42,826,845.91 |
| 55656 009_37 CV DEDUCT PROP INS LOSS | 21.56 | | 21.56 | 21.40 |
| 55657 009_37 CHULA VISTA MEAS M BLDG | 70,507,917.73 | | 70,507,917.73 | 69,987,185.75 |
| 55659 009_39_CHTR CHULA VISTA CHART SCH | 47,331,706.12 | | 47,331,706.12 | 46,951,740.77 |
| 55665 009_46 CV ELEM STATE SCHOOL FAC | 2,197,777.97 | | 2,197,777.97 | 2,181,617.42 |
| 55667 229_62_CHTR CVESD LEARNG CHOICE AC | 949,780.76 | | 949,780.76 | 939,162.79 |
| 55669 237_62_CHTR GROSSMONT LEARNG CHOIC | 1,739,655.13 | | 1,739,655.13 | 1,727,234.07 |
| 55671 010_01 DEHESA ELEMENTARY GENERAL | 414,647.35 | | 414,647.35 | 403,769.58 |
| 55672 010_02 DEHESA SPEC RES CAP PROJ | 419.08 | | 419.08 | 416.78 |
| 55673 243_62 CHTR DEHESA CABRILLO PT | 4,906,862.28 | | 4,906,862.28 | 4,887,538.16 |

# PERIODIC FINANCIAL STATEMENT - SCHEDULE OF BALANCE SHEET AND CASH TOTALS BY FUND - GL040

Date:14-AUG-2025 13:05:11

COSD
Current Period: JUL-25

Currency: USD
No specific FUND requested

| FUND | ASSETS | LIABILITIES | FUND BALANCE | CASH |
|---|---|---|---|---|
| 55674 010_04 DEHESA CAFETERIA | 645.71 | | 645.71 | 412.05 |
| 55675 228_62_CHTR DEHESA PAC COAST ACAD | 5,795,275.19 | | 5,795,275.19 | 5,772,653.90 |
| 55676 217_62_CHTR DEHESA CA ACAD SPORTS | 9,759,125.40 | | 9,759,125.40 | 9,687,365.25 |
| 55677 010_06 DEHESA CHILD CENTER | 275.45 | | 275.45 | 273.43 |
| 55678 213_62_CHTR DEHESA DIEGO HILLS CEN | 193.56 | | 193.56 | 193.14 |
| 55682 010_80 DEHESA SPEC RES POSTEMPLOYM | 32,641.57 | | 32,641.57 | 32,405.07 |
| 55683 010_19 DEHESA CAP FAC AB2068 | 36,867.34 | | 36,867.34 | 36,603.78 |
| 55684 010_39_CHTR DEHESA CHARTER SCH FUN | 8,415.93 | | 8,415.93 | 8,354.72 |
| 55685 010_42 DEHESA SPEC RES OTHER | 519,836.88 | | 519,836.88 | 511,534.00 |
| 55689 010_46 DEHESA ST SCHOOL FACILITY | 13,397.26 | | 13,397.26 | 13,095.51 |
| 55691 010_62 DEHESA HTS CHTR SCH ENT FUN | 2,183,530.86 | | 2,183,530.86 | 2,169,228.90 |
| 55693 187_62_CHTR DEHESA METHODS CHARTER | 14,572,931.43 | | 14,572,931.43 | 14,456,061.34 |
| 55694 188_62_CHTR DEHESA MOSAICA ONLINE | 4,450,088.09 | | 4,450,088.09 | 4,417,366.00 |
| 55695 011_01 DEL MAR UNION ELEM GEN | 21,881,626.52 | | 21,881,626.52 | 21,669,304.10 |
| 55696 010_33 DEHESA BLDG PROP39-2 MEAS D | 643.72 | | 643.72 | 640.29 |
| 55698 011_02 DEL MAR SP RES CAP OUT | 8,030,258.62 | | 8,030,258.62 | 7,971,200.77 |
| 55701 011_04 DEL MAR UNION CAFETERIA | 467,741.67 | | 467,741.67 | 465,976.23 |
| 55706 011_09 DEL MAR USD OTHER BLDG | 17,853,746.79 | | 17,853,746.79 | 17,683,083.16 |
| 55710 011_12 DEL MAR UN DEFERRED MAINT | 3,425,760.30 | | 3,425,760.30 | 3,402,768.73 |
| 55716 011_19 DEL MAR CAP FAC AB2068 | 2,350,877.22 | | 2,350,877.22 | 2,333,946.78 |
| 55719 011_20 DEL MAR FOUNDATION TRUST | 33,747.13 | | 33,747.13 | 33,495.33 |
| 55720 011_22 DEL MAR ENTERPRISE FUND | 4,597,672.00 | | 4,597,672.00 | 4,568,003.83 |
| 55725 011_42 DEL MAR SPEC RES OTHER | 2,283,807.93 | | 2,283,807.93 | 2,267,015.72 |
| 55731 011_46 DEL MAR STATE SCH FAC | 494.25 | | 494.25 | 490.62 |
| 55734 014_01 ENCINITAS UN ELEM GEN | 29,499,271.27 | | 29,499,271.27 | 29,233,729.20 |
| 55735 014_02 ENCINITAS SPECIAL RES CAP | 7,827,285.80 | | 7,827,285.80 | 7,768,635.33 |
| 55737 014_04 ENCINITAS UN CAFETERIA | 1,548,851.39 | | 1,548,851.39 | 1,540,603.42 |
| 55744 014_16 ENCINITAS | 5,807,637.43 | | 5,807,637.43 | 5,764,116.05 |
| 55749 014_19 ENCINITAS CAP FAC AB2068 | 2,632,563.02 | | 2,632,563.02 | 2,615,764.61 |
| 55753 014_57 ENCINITAS FOUNDATION PERM T | 125,500.24 | | 125,500.24 | 124,577.42 |
| 55757 014_31 ENCINITAS BLDG MEAS Z PROP3 | 57,294,652.42 | | 57,294,652.42 | 57,028,080.74 |
| 55758 014_42 ENCINITAS SPEC RES OTHER | 6,238,439.92 | | 6,238,439.92 | 6,186,535.72 |
| 55764 015_01 ESCONDIDO UN ELEM GEN | 83,962,207.25 | | 83,962,207.25 | 83,272,868.71 |
| 55767 015_02 ESCONDIDO SP RES CAP OUT | 11,298,437.50 | | 11,298,437.50 | 11,183,747.23 |
| 55770 015_04 ESCONDIDO UN CAFETERIA FD | 11,991,216.70 | | 11,991,216.70 | 11,905,001.77 |
| 55773 015_06 ESCONDIDO UN ELEM CHL CTR | 2,995,553.17 | | 2,995,553.17 | 2,971,903.25 |
| 55776 015_09 ESCONDIDO UN OTHER BLDG | 670,693.29 | | 670,693.29 | 665,761.59 |
| 55779 015_10 ESCONDIDO UNION BLDG | 209,622.73 | | 209,622.73 | 208,081.34 |
| 55782 015_12 ESCONDIDO ELEM DEF MAINT | 793,824.76 | | 793,824.76 | 791,739.45 |
| 55786 015_19 ESCONDIDO CAP PROJECT SB206 | 5,370,821.53 | | 5,370,821.53 | 5,327,866.55 |
| 55789 015_57 ESCONDIDO FOUNDATION PERM | 14,424.96 | | 14,424.96 | 14,318.89 |
| 55790 015_31 ESCONDIDO BLDNG PROP 39 DS | 12,117,987.07 | | 12,117,987.07 | 12,026,241.22 |
| 55797 015_35 ESC SP RES FED REBATE | 50,815.62 | | 50,815.62 | 50,441.97 |
| 55800 015_38 ESCONDIDO CAP FAC REDEVEL | 9,096,248.40 | | 9,096,248.40 | 9,018,854.62 |

# PERIODIC FINANCIAL STATEMENT - SCHEDULE OF BALANCE SHEET AND CASH TOTALS BY FUND - GL040

Date:14-AUG-2025 13:05:11

COSD

Current Period: JUL-25

Currency: USD

No specific FUND requested

| FUND | ASSETS | LIABILITIES | FUND BALANCE | CASH |
|---|---|---|---|---|
| 55804 015_42 ESCONDIDO SPEC RES OTH C O | 639,986.77 | | 639,986.77 | 635,280.08 |
| 55807 015_58 ESCONDIDO CAP PROJ CFD | 433,501.12 | | 433,501.12 | 430,385.90 |
| 55809 015_46 ESCONDIDO UN ST SCH FAC | 5,262.42 | | 5,262.42 | 5,223.69 |
| 55814 204_62_CHTR ESCONDIDO UN EPIPHANY | 137,054.81 | | 137,054.81 | 136,047.02 |
| 55815 016_01 FALLBROOK UNION ELEM GEN | 34,349,024.36 | | 34,349,024.36 | 34,116,966.18 |
| 55817 016_06 FALLBROOK UESD CHILD DEV PS | 502,117.99 | | 502,117.99 | 497,820.38 |
| 55818 016_04 FALLBROOK UN CAFETERIA | 5,625,646.30 | | 5,625,646.30 | 5,588,035.00 |
| 55820 016_80 FALLBROOK SPEC RES POST EMP | 41,856.54 | | 41,856.54 | 41,548.76 |
| 55821 016_12 FALLBROOK DEFERRED MAINT | 11.81 | | 11.81 | 11.72 |
| 55822 016_02 FALLBROOK SP RSV- CAP PRJ | 182,961.61 | | 182,961.61 | 181,783.28 |
| 55824 016_16 FALLBROK HLTH WLF SLF INS | 252,211.46 | | 252,211.46 | 250,351.66 |
| 55827 016_18 FALLBROOK UN CAP FAC ACCT | 5,711,198.37 | | 5,711,198.37 | 5,668,030.54 |
| 55830 016_23 FALLBROOK PUPIL TRANS E9P | 5,803.00 | | 5,803.00 | 5,760.33 |
| 55833 016_42 FALLBROOK UNION | 5,939,681.52 | | 5,939,681.52 | 5,896,006.25 |
| 55835 016_46 FALLBROOK ST SCH FACILITY | 1,847,068.95 | | 1,847,068.95 | 1,833,487.27 |
| 55839 017_01 JAMUL DULZURA GENERAL | 2,482,260.05 | | 2,482,260.05 | 2,455,067.63 |
| 55843 017_02 JAMUL DULZURA SPEC RES CAPI | 46,346.88 | | 46,346.88 | 45,771.20 |
| 55845 017_04 JAMUL DULZURA CAFETERIA | 523,525.85 | | 523,525.85 | 519,722.35 |
| 55848 017_06 JAMUL DULZURA CHILD DEVEL | 8,106.10 | | 8,106.10 | 8,028.26 |
| 55851 017_10 JAMUL DULZURA BLDG | 1,586,181.96 | | 1,586,181.96 | 1,574,518.55 |
| 55854 017_12 JAMUL DULZURA DEF MAINT | 16,139.59 | | 16,139.59 | 16,020.91 |
| 55857 017_19 JAMUL DLZA CAP FAC AB2068 | 163,603.84 | | 163,603.84 | 162,405.44 |
| 55864 017_23 JAMUL DULZURA PUPIL TRANS E | 9,134.89 | | 9,134.89 | 9,067.72 |
| 55869 017_39_CHTR JAMUL CHARTER SCHOOL F | 1,103,395.43 | | 1,103,395.43 | 1,098,260.70 |
| 55872 017_42 JAMUL SPECIAL RES OTHER | 468,688.81 | | 468,688.81 | 465,242.48 |
| 55878 018_01 JULIAN UNION ELEM GEN | 1,690,298.27 | | 1,690,298.27 | 1,671,388.91 |
| 55882 018_02 JULIAN SPEC RES-CAP PRJ | 52,908.41 | | 52,908.41 | 52,690.48 |
| 55884 018_04 JULIAN UNION CAFETERIA | 84,734.68 | | 84,734.68 | 83,990.39 |
| 55887 018_12 JULIAN ELEM DEF MAINT | 51.31 | | 51.31 | 50.94 |
| 55889 018_17 JULIAN UN OPEB OTH POSTEMP | 801,948.94 | | 801,948.94 | 796,052.10 |
| 55890 018_18 JULIAN UN CAP FAC ACCT | 8,365.24 | | 8,365.24 | 8,020.64 |
| 55891 018_22 JULIAN UN OTHER ENTERPRISE | 1,051,479.22 | | 1,051,479.22 | 1,043,746.69 |
| 55895 239_62_CHTR JULIAN BEST ACAD | 3,666,712.15 | | 3,666,712.15 | 3,636,976.10 |
| 55896 018_42 JULIAN UN SPEC RES OTHER | 1,381,093.45 | | 1,381,093.45 | 1,370,938.09 |
| 55897 232_62_CHTR JUSD JCS-CEDAR COVE | 363,606.31 | | 363,606.31 | 361,289.41 |
| 55898 227_62_CHTR JUSD DIEGO VLY EAST | 1,838.02 | | 1,838.02 | 402.19 |
| 55900 215_62_CHTR JULIAN UN JCS-MTN OAKS | 606,982.07 | | 606,982.07 | 604,020.61 |
| 55904 180_62_CHTR JULIAN UN HARBOR SPRIN | 1,019,667.48 | | 1,019,667.48 | 1,010,355.13 |
| 55905 019_01 LAKESIDE UNION ELEM GEN | 10,634,526.38 | | 10,634,526.38 | 10,536,462.92 |
| 55908 019_02 LAKESIDE SP RES CAP OUT | 1,151,681.31 | | 1,151,681.31 | 1,145,509.30 |
| 55912 019_04 LAKESIDE CAFETERIA 13-00 | 4,333,144.90 | | 4,333,144.90 | 4,301,702.10 |
| 55914 019_06 LAKESIDE UN CHILD DEVELOP | 3,825,169.97 | | 3,825,169.97 | 3,796,226.60 |
| 55916 019_08 LAKESIDE UN ASB SP REV | 31,711.57 | | 31,711.57 | 31,421.11 |
| 55921 019_62 LAKESIDE CH SC ENTERPRISE | 1,208,207.42 | | 1,208,207.42 | 1,199,386.53 |

# PERIODIC FINANCIAL STATEMENT - SCHEDULE OF BALANCE SHEET AND CASH TOTALS BY FUND - GL040

Date:14-AUG-2025 13:05:11

COSD
Current Period: JUL-25

Currency: USD
No specific FUND requested

| FUND | ASSETS | LIABILITIES | FUND BALANCE | CASH |
|---|---|---|---|---|
| 55929 019_19 LAKESIDE CAP FAC AB2068 | 157,139.87 | | 157,139.87 | 156,315.94 |
| 55938 019_23 LAKESIDE PUPIL TRAN EQUIP | 183.44 | | 183.44 | 176.00 |
| 55942 019_31 LAKESIDE BLDG PROP 39 AND D | 2,873.82 | | 2,873.82 | 2,850.31 |
| 55947 019_42 LAKESIDE SPEC RES OTHER | 414,739.08 | | 414,739.08 | 411,689.44 |
| 55956 020_01 LA MESA SPRING VLY EL GEN | 39,164,944.22 | | 39,164,944.22 | 38,823,703.92 |
| 55957 020_22 LA MESA SP VLY ENTERPRISE | 3,034,416.39 | | 3,034,416.39 | 3,003,896.89 |
| 55958 020_31 LA MESA SV BLDG PROP39 | 40,802,469.32 | | 40,802,469.32 | 40,469,156.55 |
| 55959 020_02 LA MESA SV SP RES CAP OUT | 1,853,867.25 | | 1,853,867.25 | 1,837,300.13 |
| 55962 020_04 LA MESA SPR VLY CAFETERIA | 5,190,848.90 | | 5,190,848.90 | 5,160,129.95 |
| 55965 020_06 LA MESA SP VLY EL CHD CTR | 4,074,603.02 | | 4,074,603.02 | 4,043,575.90 |
| 55966 020_08 LA MESA SPR VLY ASB SRF | 162,601.07 | | 162,601.07 | 161,328.93 |
| 55971 020_19 LA MESA SV CAP FAC AB2068 | 5,467,146.70 | | 5,467,146.70 | 5,428,366.07 |
| 55972 020_42 LA MESA SV SPECIAL RES CAP | 2,335,546.12 | | 2,335,546.12 | 2,318,372.53 |
| 55981 211_62_CHTR LMSV NUA SPARROW | 598,831.20 | | 598,831.20 | 594,301.98 |
| 55983 021_01 LEMON GROVE ELEM GEN | 15,217,129.59 | | 15,217,129.59 | 15,090,905.06 |
| 55984 021_02 LEMON GROVE SP RSV - CAPITA | 1,544,595.42 | | 1,544,595.42 | 1,528,530.74 |
| 55986 021_04 LEMON GROVE CAFETERIA | 2,990,470.05 | | 2,990,470.05 | 2,971,860.98 |
| 55989 021_06 LEMON GROVE | 1,407,465.10 | | 1,407,465.10 | 1,395,861.26 |
| 55992 021_10 LEMON GROVE BLDG ELEM | 0.12 | | 0.12 | 0.12 |
| 55995 021_12 LEMON GROVE ELM DEF MAINT | 1,560,238.06 | | 1,560,238.06 | 1,537,163.08 |
| 55998 021_18 LEMON GRV CAP FACILITIES | 321,049.75 | | 321,049.75 | 318,683.07 |
| 55999 021_80 LEMON GRV SP RES POSTEMPL B | 1,404.02 | | 1,404.02 | 1,393.69 |
| 56001 021_19 LEMON GROV CAP FAC AB2068 | 682,166.78 | | 682,166.78 | 677,591.00 |
| 56002 021_22 LEMON GROVE ENTERPRISE | 1,364.60 | | 1,364.60 | 1,354.57 |
| 56004 021_30 LEMON GROVE DEDCT INS LOS | 254,688.11 | | 254,688.11 | 252,752.52 |
| 56005 021_31 LEMON GROVE BLDG FD PROP 39 | 0.23 | | 0.23 | 0.23 |
| 56006 021_42 LEMON GROVE SPEC RES OTHER | 2,445,843.34 | | 2,445,843.34 | 2,427,858.76 |
| 56007 021_45 LG ST SCH BLDG LEASE PURC | 75.88 | | 75.88 | 75.88 |
| 56008 021_33 LEMON GROVE BLDG FD PROP 39 | 1,294,894.18 | | 1,294,894.18 | 1,274,608.06 |
| 56009 021_77 LEMON GROVE BLDG FD PROP 39 | 921,729.29 | | 921,729.29 | 914,907.02 |
| 56010 021_46 LEMON GROVE SCHL FAC | 4,660,455.92 | | 4,660,455.92 | 4,622,653.76 |
| 56013 023_01 NATIONAL ELEMENTARY GEN | 25,858,404.41 | | 25,858,404.41 | 25,606,682.38 |
| 56016 023_02 NATIONAL SP RES CAP OUT | 196,320.60 | | 196,320.60 | 194,877.03 |
| 56019 023_04 NATIONAL CAFETERIA | 3,645,136.21 | | 3,645,136.21 | 3,625,050.97 |
| 56022 023_06 NATIONAL ELEM CHLDRNS CTR | 1,154,822.55 | | 1,154,822.55 | 1,145,170.33 |
| 56025 023_12 NATIONAL ELEM DEF MAINT | 0.01 | | 0.01 | 0.01 |
| 56031 023_19 NATIONAL CAP FAC AB2068 | 35,993.02 | | 35,993.02 | 33,733.46 |
| 56032 023_31 2020 NAT BLDG FD PROP 39 | 15,426,914.47 | | 15,426,914.47 | 15,298,724.73 |
| 56033 023_31 NATIONAL BLDG PROP 39 | 0.11 | | 0.11 | 0.11 |
| 56034 023_38 NATIONAL CAP FAC REDEVEL | 397,181.84 | | 397,181.84 | 389,859.61 |
| 56040 023_46 NATL SCH DIST ST SCH CAP | 16,474.71 | | 16,474.71 | 16,353.57 |
| 56044 023_62_CHTR NATL CHARTER SCH ENTER | 3,246,999.55 | | 3,246,999.55 | 3,224,498.51 |
| 56045 199_62_CHTR NATL BEACON CLASSICAL | 822.94 | | 822.94 | 816.89 |
| 56070 028_01 RANCHO SANTA FE ELEM GEN | 3,478,699.94 | | 3,478,699.94 | 3,451,187.26 |

# PERIODIC FINANCIAL STATEMENT - SCHEDULE OF BALANCE SHEET AND CASH TOTALS BY FUND - GL040

Date:14-AUG-2025 13:05:11

COSD

Current Period: JUL-25

Currency: USD

No specific FUND requested

| FUND | ASSETS | LIABILITIES | FUND BALANCE | CASH |
|---|---|---|---|---|
| 56082 028_18 RCHO STA FE CAP FAC ACCT | 60,221.87 | | 60,221.87 | 59,779.05 |
| 56085 028_19 RCH SNT FE CAP FAC AB2068 | 4,265,696.14 | | 4,265,696.14 | 4,234,542.33 |
| 56088 028_42 RNCHO STA FE SP RES OTHER | 6,162,268.39 | | 6,162,268.39 | 6,112,981.66 |
| 56097 034_01 SOLANA BEACH ELEM GEN | 22,471,419.71 | | 22,471,419.71 | 22,263,684.17 |
| 56100 034_02 SOLANA BCH SP RES CAP OUT | 6,333,946.19 | | 6,333,946.19 | 6,287,414.23 |
| 56103 034_04 SOLANA BEACH CAFETERIA | 1,307,034.98 | | 1,307,034.98 | 1,300,882.86 |
| 56106 034_08 SOLANA BEACH CHILD CARE | 25,756.70 | | 25,756.70 | 21,871.93 |
| 56109 034_09 SOLANA BCH OTHER BLDG FD | 8.65 | | 8.65 | 8.59 |
| 56112 034_12 SOLANA BEACH DEF MAINT | 4,464,379.88 | | 4,464,379.88 | 4,431,505.18 |
| 56115 034_18 SOL BCH SELF INSURANCE TR | 1,325,125.75 | | 1,325,125.75 | 1,316,050.56 |
| 56118 034_18 SOLANA BEACH CAP FAC ACCT | 0.03 | | 0.03 | 0.03 |
| 56121 034_19 SOLANA BCH CAP FAC AB2068 | 1,217,618.46 | | 1,217,618.46 | 1,207,655.92 |
| 56125 034_32 SOLANA BEACH FOUNDATION SR | 1,244,785.20 | | 1,244,785.20 | 1,236,400.70 |
| 56126 034_39 SOLANA BCH BLDG PROP 39 | 3,734,505.15 | | 3,734,505.15 | 3,710,641.82 |
| 56127 034_42 SOLANA BCH SP RES OTHER | 8,901,795.73 | | 8,901,795.73 | 8,836,336.70 |
| 56128 034_50 SOLANA BEACH SPEC RES PE BE | 3,565,755.26 | | 3,565,755.26 | 3,539,535.78 |
| 56131 034_46 SOLANA BEACH SCH FAC FD | 0.01 | | 0.01 | 0.01 |
| 56133 031_01 SAN PASQUAL UN ELEM GEN | 3,136,365.66 | | 3,136,365.66 | 3,113,256.73 |
| 56135 031_42 SAN PASQUAL SP RES OTHER | 264,584.94 | | 264,584.94 | 262,639.41 |
| 56136 031_02 SN PASQUAL SP RES CAP OUT | 773,716.53 | | 773,716.53 | 768,012.23 |
| 56137 031_04 SAN PASQUAL UN CAFETERIA | 366,863.60 | | 366,863.60 | 364,375.32 |
| 56141 031_22 SAN PASQUAL ENTERPRISE FD | 409,886.45 | | 409,886.45 | 406,792.80 |
| 56142 031_12 SAN PASQUAL DEF MAINT | 577,759.45 | | 577,759.45 | 573,307.30 |
| 56145 031_19 SN PASQUAL CAP FAC AB2068 | 601,460.14 | | 601,460.14 | 597,113.45 |
| 56154 032_01 SANTEE ELEMENTARY GENERAL | 38,819,078.28 | | 38,819,078.28 | 38,531,565.29 |
| 56160 032_04 SANTEE ELEM CAFETERIA | 5,214,127.68 | | 5,214,127.68 | 5,187,705.87 |
| 56163 032_06 SANTEE CHILD CARE CENTER | 449,385.96 | | 449,385.96 | 445,085.57 |
| 56167 032_DS SANTEE BLDG FUND-PROP 39 | 0.01 | | 0.01 | 0.01 |
| 56169 032_12 SANTEE ELEM DEF MAINT | 881,869.57 | | 881,869.57 | 878,676.95 |
| 56172 032_18 SANTEE CAP FAC ACCT | 1,690,038.30 | | 1,690,038.30 | 1,677,681.46 |
| 56173 032_22 SANTEE OTHER ENTERPRISE FUN | 1,950,624.31 | | 1,950,624.31 | 1,934,041.18 |
| 56181 032_38 SANTEE CAP FAC REDEVELOP | 2,508,897.06 | | 2,508,897.06 | 2,490,716.74 |
| 56185 032_40 SANTEE SPEC RES CAP PROJECT | 6,805,645.39 | | 6,805,645.39 | 6,748,435.24 |
| 56187 032_42 SANTEE SPEC RESERVE OTHER | 2,909,822.33 | | 2,909,822.33 | 2,881,480.42 |
| 56191 032_46 SANTEE CNTY SCH FACILITIES | 8.40 | | 8.40 | 8.34 |
| 56193 033_01 SAN YSIDRO ELEM GEN | 8,279,676.83 | | 8,279,676.83 | 8,116,076.82 |
| 56195 033_04 SAN YSIDRO CAFETERIA | 3,393,463.46 | | 3,393,463.46 | 3,375,593.53 |
| 56196 033_02 SAN YSIDRO SP RES CAP OUT | 6,821,356.71 | | 6,821,356.71 | 6,771,027.88 |
| 56199 033_06 SAN YSIDRO ELEM CHLD CNTR | 2,420,406.70 | | 2,420,406.70 | 2,403,428.47 |
| 56202 033_10 SAN YSIDRO ELEM BLDG | 0.01 | | 0.01 | 0.01 |
| 56208 033_18 SAN YSIDRO CAP FAC ACCT | 9,390,986.75 | | 9,390,986.75 | 9,323,770.82 |
| 56212 033_33 SN YSIDRO BLDG PROP39-2 MEA | 46,747,738.05 | | 46,747,738.05 | 46,466,499.32 |
| 56213 033_31 SN YSIDRO BLDG PROP39 MEAS | 36,523,491.99 | | 36,523,491.99 | 36,315,458.97 |
| 56221 033_46 SAN YSIDRO ST SCH FAC | 173,792.89 | | 173,792.89 | 172,514.97 |

# PERIODIC FINANCIAL STATEMENT - SCHEDULE OF BALANCE SHEET AND CASH TOTALS BY FUND - GL040

Date:14-AUG-2025 13:05:11

COSD

Current Period: JUL-25

Currency: USD

No specific FUND requested

| FUND | ASSETS | LIABILITIES | FUND BALANCE | CASH |
|---|---|---|---|---|
| 56225 033_59_CFD SAN YSIDRO SD CFD 1 | 120,669.24 | | 120,669.24 | 119,885.19 |
| 56227 033_54_CFD SAN YSIDRO SD CFD 2 | 838,035.14 | | 838,035.14 | 832,187.62 |
| 56228 033_55_CFD SAN YSIDRO SD CFD 3 | 2,613,206.60 | | 2,613,206.60 | 2,596,169.18 |
| 56232 035_01 SOUTH BAY UNION ELEM GEN | 53,718,606.13 | | 53,718,606.13 | 53,269,007.02 |
| 56235 035_02 SOUTH BAY SP RES CAP OUT | 1,670,662.56 | | 1,670,662.56 | 1,658,377.96 |
| 56238 035_04 SOUTH BAY UN CAFETERIA FD | 3,050,133.34 | | 3,050,133.34 | 3,030,215.10 |
| 56241 035_06 SOUTH BAY CHILD CTR | 3,557,661.51 | | 3,557,661.51 | 3,535,962.72 |
| 56244 035_10 SOUTH BAY BUILDING | 5,624,682.25 | | 5,624,682.25 | 5,568,117.66 |
| 56245 035_38 SOUTH BAY BLDG MEAS PP (PRO | 19,698,134.33 | | 19,698,134.33 | 19,698,134.33 |
| 56250 035_19 SOUTH BAY CAP FAC AB2068 | 1,287,202.87 | | 1,287,202.87 | 1,277,868.27 |
| 56253 035_20 SOUTH BAY FOUNDATION TRST | 13,471.47 | | 13,471.47 | 13,372.42 |
| 56254 035_42 SO BAY SPEC RES OTHER | 116,512.43 | | 116,512.43 | 115,655.70 |
| 56255 035_39 SOUTH BAY CHARTER SCHOOL | 15,825,772.36 | | 15,825,772.36 | 15,715,782.84 |
| 56258 035_81 IMPERIALL BEACH CHTR SCH | 4,820,204.55 | | 4,820,204.55 | 4,787,544.56 |
| 56259 035_46 SOUTH BAY UN ST SCH FAC | 99,969.64 | | 99,969.64 | 99,234.55 |
| 56261 035_80 SO BAY SPEC RES FOR POSTEMP | 159,154.25 | | 159,154.25 | 157,983.97 |
| 56262 036_01 SPENCER VALLEY ELEM GEN | 6,542,643.51 | | 6,542,643.51 | 6,495,888.11 |
| 56263 036_02 SPENCER VLY SP RES CAP PROJ | 2,591.10 | | 2,591.10 | 2,307.32 |
| 56264 036_22 SPENCER VLY ENTERPRISE FD | 587.27 | | 587.27 | 549.40 |
| 56268 036_42 SPENCER VLY SPC RES OTHER | 3,677,651.38 | | 3,677,651.38 | 3,650,609.05 |
| 56274 037_01 VALLECITOS ELEM GEN | 2,140,254.84 | | 2,140,254.84 | 2,123,385.37 |
| 56280 037_04 VALLECITOS CAFETERIA | 88,916.30 | | 88,916.30 | 88,309.03 |
| 56283 037_06 VALLECITOS CHILD DEVELOP | 19,611.15 | | 19,611.15 | 19,466.94 |
| 56289 037_18 VALLECITOS CAP FAC ACCT | 55,064.18 | | 55,064.18 | 54,689.59 |
| 56295 037_42 VALLECITOS SPEC RES OTHER | 607,295.29 | | 607,295.29 | 602,829.77 |
| 56297 037_46 VALLECITOS CO SCH FAC | 35,271.45 | | 35,271.45 | 34,007.87 |
| 56700 001_DS ALPINE UNION 1997A | 13,477,965.04 | 13,457,895.00 | 20,070.04 | 19,922.46 |
| 56701 004_DS BONSALL UN ELEM ELEC 2005 S | 12.60 | | 12.60 | 12.51 |
| 56703 001_DS ALPINE ELEM 1999B | 15,258,212.03 | 14,382,756.25 | 875,455.78 | 869,101.90 |
| 56705 006_DS CAJON VALLEY DS 2000A | 12,065,554.98 | 12,065,554.98 | | |
| 56706 007_DS CARDIFF SCH DIST 2000A | 23,302,560.34 | 21,375,350.00 | 1,927,210.34 | 239,322.54 |
| 56707 006_DS CAJON VALLEY DEBT SERV 2000 | 37,004,125.02 | 37,004,125.02 | | |
| 56708 006_DS CAJON VALLEY ELEM DS2000C | 26,730,491.25 | 26,730,491.25 | | |
| 56710 009_DS CHULA VISTA ELEM 1998G DS | 25,802,022.50 | 25,802,022.50 | | |
| 56711 006_DS CAJON VALLEY ELEM DS2000D | (354,068.90) | (354,068.90) | | |
| 56712 009_DS CHULA VISTA ELEM 1999A | 31,757,645.00 | 31,757,645.00 | | |
| 56713 009_DS CHULA VISTA DS 1998E | 17,304,000.13 | 17,304,000.13 | | |
| 56714 009_DS CHULA VISTA ELEM 1998F DS | 22,435,312.50 | 22,435,312.50 | | |
| 56715 009_DS CH VISTA ELEM 2000B 1998 | 14,550,276.87 | 14,550,276.87 | | |
| 56716 009_DS CHULA VISTA DS 1998C EL | 10,706,955.00 | 10,706,955.00 | | |
| 56717 009_DS CHULA VISTA DS 1998D | 15,837,411.25 | 15,837,411.25 | | |
| 56719 009_DS CHULA VISTA ELEM 2005 REFUN | (504,792.13) | (504,792.13) | | |
| 56720 008_DS CAJON VALLEY ELEM DS 2008A | 9.05 | | 9.05 | 8.98 |
| 56722 004_DS BONSALL USD 2005 SERIES 200 | 0.13 | | 0.13 | 0.13 |

# PERIODIC FINANCIAL STATEMENT - SCHEDULE OF BALANCE SHEET AND CASH TOTALS BY FUND - GL040

Date:14-AUG-2025 13:05:11

COSD
Current Period: JUL-25

Currency: USD
No specific FUND requested

| FUND | ASSETS | LIABILITIES | FUND BALANCE | CASH |
|---|---|---|---|---|
| 56725 006_DS CAJON VALLEY 2000 ELEC 2010 | 1.01 | | 1.01 | 1.00 |
| 56727 014_DS ENCINITAS ELEM 1996A GDB | 60,150,720.49 | 60,150,000.00 | 720.49 | 715.22 |
| 56728 009_DS CHULA VISTA ELEM 2010 REF | 9,672.53 | | 9,672.53 | 9,602.70 |
| 56731 014_DS ENCINITAS USD 2010 ELEC 201 | 2,158,934.14 | | 2,158,934.14 | 253,909.70 |
| 56732 006_DS CAJON VALLEY USD 2011 QSCB | 1,911,600.89 | | 1,911,600.89 | 364,751.70 |
| 56734 006_DS CAJON VALLEY USD 2011 REFUN | 982,664.32 | | 982,664.32 | 224,454.77 |
| 56735 009_DS CHULA VISTA ELEM 2012 REF | 1,957,980.42 | | 1,957,980.42 | 432,917.05 |
| 56737 006_DS CAJON VALLEY ELEM 2011C 200 | 92,065.15 | | 92,065.15 | 91,388.98 |
| 56738 014_DS ENCINITAS USD 2010 ELEC 201 | 293,485.49 | | 293,485.49 | 46,485.21 |
| 56740 009_DS CHULA VISTA ELEM SFID 2012A | 94,640.60 | | 94,640.60 | 93,945.72 |
| 56742 015_DS ESCONDIDO ELEM REF1996A/200 | 20,065,843.78 | 20,065,843.78 | | |
| 56743 015_DS ESCONDIDO ELEM 2002A REF | 80,687,540.74 | 80,682,612.50 | 4,928.24 | 4,892.02 |
| 56744 016_DS FALLBROOK ELEM 2004C | 7,818,381.13 | 7,816,904.96 | 1,476.17 | 1,465.33 |
| 56746 016_DS FALLBROOK UNION ELEM 2003 A | 39,127,233.06 | 39,125,832.05 | 1,401.01 | 1,390.72 |
| 56747 016_DS FALLBROOK ELEM 2003B | 10,842,097.86 | 9,903,311.34 | 938,786.52 | 277,507.03 |
| 56749 016_DS FALLBROOK UN ELEM ELEC 2002 | 116,914.22 | (21,342.29) | 138,256.51 | 48,576.21 |
| 56750 016_DS FALLBROOK UN ELEM 2010A REF | 2,710.83 | | 2,710.83 | 2,691.20 |
| 56752 016_DS FALLBROOK UN ELEM 2012 REF | 3,006,684.54 | | 3,006,684.54 | 710,972.77 |
| 56753 009_DS CHULA VISTA ELEM 2013 REF | 1,000,565.88 | | 1,000,565.88 | 211,686.71 |
| 56754 017_DS JAMUL LAS FLORES 1976C | 807,880.00 | 807,880.00 | | |
| 56755 006_DS CAJON VALLEY USD 2014 REF B | 477,359.41 | | 477,359.41 | 473,883.22 |
| 56756 021_DS LEMON GROVE ELEC 2008B | 2,465.48 | | 2,465.48 | 2,447.36 |
| 56757 017_DS JAMUL DULZURA ELEM 1995A | 5,877,577.50 | 5,877,577.50 | | |
| 56758 017_DS JAMUL ELEM 2004A | 8,283,384.45 | 7,084,481.25 | 1,198,903.20 | 1,190,847.02 |
| 56759 021_DS_LEMON GROVE ELEC 2008C | 3,731.79 | | 3,731.79 | 3,704.85 |
| 56760 017_DS JAMUL 1998A | 5,192,222.66 | 5,087,016.25 | 105,206.41 | 104,433.60 |
| 56761 020_DS LA MESA SPRING VALLEY DS 20 | 53,946,555.23 | 53,946,420.25 | 134.98 | 134.01 |
| 56762 020_DS LA MESA SPRING VALLEY 2002B | 39,932,080.69 | 34,550,000.00 | 5,382,080.69 | 581,059.37 |
| 56763 021_DS LEMON GROVE DS 1999A ELEM | 11,840,986.29 | 11,719,546.25 | 121,440.04 | 120,555.54 |
| 56764 021_DS LEMON GROVE DS 1998B EL | 8,966,813.51 | 7,061,520.00 | 1,905,293.51 | 1,892,469.54 |
| 56765 021_DS LEMON GROVE DS 1998C ELEM | 7,685,844.41 | 7,193,628.40 | 492,216.01 | 108,882.87 |
| 56767 021_DS LEMON GROVE DS 2008A | 18.57 | | 18.57 | 18.44 |
| 56768 028_DS RANCHO SANTA FE 2004B | 1,717,938.28 | 1,717,938.28 | | |
| 56769 028_DS RANCHO SANTA FE DS 1991A | 322,973.12 | 322,973.12 | | |
| 56770 028_DS RANCHO SANTA FE 2004A | 4,442,314.47 | 4,394,178.23 | 48,136.24 | 47,787.41 |
| 56771 020_DS RANCHO SANTA FE 2008A | 480,828.23 | | 480,828.23 | 82,812.58 |
| 56773 028_DS RANCHO SANTA FE 2008B | 63.03 | | 63.03 | 62.57 |
| 56774 009_DS CHULA VISTA ELEM SFID 2012B | 696,364.00 | | 696,364.00 | 118,378.36 |
| 56776 006_DS CAJON VALLEY USD 2012A | 84,172.48 | | 84,172.48 | 83,554.76 |
| 56779 032_DS SANTEE SCHOOL DISTRICT 2006 | 2,638.34 | | 2,638.34 | 2,618.94 |
| 56780 032_DS SANTEE SCHOOL DIST DS 2006D | 2,443.82 | | 2,443.82 | 2,425.85 |
| 56781 031_DS SAN PASQUAL DS 1999A ELEM | 2,663,827.17 | 2,613,455.00 | 50,372.17 | 50,001.97 |
| 56782 032_DS SANTEE SCHOOL DIST DS 2006B | 22.34 | | 22.34 | 22.18 |
| 56783 032_DS SANTEE SCHOOL DIST DS 2006C | 359,031.54 | | 359,031.54 | 71,597.62 |

# PERIODIC FINANCIAL STATEMENT - SCHEDULE OF BALANCE SHEET AND CASH TOTALS BY FUND - GL040

Date:14-AUG-2025 13:05:11

COSD

Current Period: JUL-25

Currency: USD

No specific FUND requested

| FUND | ASSETS | LIABILITIES | FUND BALANCE | CASH |
|---|---|---|---|---|
| 56786 033_DS SAN YSIDRO 1997D | 59,620,982.38 | 55,130,818.75 | 4,490,163.63 | 699,739.75 |
| 56787 033_DS SAN YSIDRO ELEM 1997A | 12,860,180.03 | 12,860,180.03 | | |
| 56788 033_DS SAN YSIDRO ELEM 1997B | 16,045,278.20 | 16,045,278.20 | | |
| 56789 033_DS SAN YSIDRO 1997C | 25,938,923.75 | 25,938,923.75 | | |
| 56791 033_DS SAN YSIDRO 1997E | 29,762.63 | | 29,762.63 | 29,543.60 |
| 56792 033_DS SAN YSIDRO 1997F | 2,640.43 | | 2,640.43 | 2,621.03 |
| 56793 035_DS SOUTH BAY 1997A GOB | 14,877,468.49 | 14,830,888.75 | 46,579.74 | 46,238.40 |
| 56794 035_DS SOUTH BAY USD 2008A | 7.95 | | 7.95 | 7.90 |
| 56795 033_DS SAN YSIDRO 1997G | 2,150.36 | | 2,150.36 | 2,134.56 |
| 56797 019_DS LAKESIDE USD 2008A | 1,822,630.54 | | 1,822,630.54 | 165,516.31 |
| 56798 019_DS LAKESIDE USD 2008B | 1,698.40 | | 1,698.40 | 1,685.91 |
| 56799 010_DS DEHESA SCH DIST 2010A | 71,813.67 | | 71,813.67 | 13,181.39 |
| 56800 035_DS SOUTH BAY USD 2012A | 80,709.85 | | 80,709.85 | 80,117.18 |
| 56801 010_DS DEHESA SCH DIST 2012A | 61,371.10 | | 61,371.10 | 10,745.91 |
| 56802 020_DS LA MESA SPRING VALLEY SD 20 | 2.88 | | 2.88 | 2.86 |
| 56803 020_DS LA MESA SPRING VALLEY SD 20 | 33.52 | | 33.52 | 33.28 |
| 56804 019_DS LAKESIDE USD 2014A | 1.54 | | 1.54 | 1.53 |
| 56805 033_DS SAN YSIDRO 2012 REF | 2,692,257.73 | | 2,692,257.73 | 651,385.11 |
| 56806 006_DS CAJON VALLEY USD 2012C | 931,525.09 | | 931,525.09 | 186,126.96 |
| 56807 023_DS NATIONAL SCH DIST 2014A | 787,165.72 | | 787,165.72 | 181,103.38 |
| 56808 033_DS SAN YSIDRO 2015 REF | 3,207,253.93 | | 3,207,253.93 | 587,563.48 |
| 56809 021_DS LEMON GROVE SD 2014A | 302,723.66 | | 302,723.66 | 59,022.13 |
| 56810 021_DS LEMON GROVE SD 2014B | 1.31 | | 1.31 | 1.30 |
| 56811 015_DS ESCONDIDO USD 2014A | 1,092,775.02 | | 1,092,775.02 | 179,022.01 |
| 56812 019_DS LAKESIDE USD 2015A REF | 203,513.05 | | 203,513.05 | 47,914.16 |
| 56813 006_DS CAJON VALLEY USD 2012D | 845,522.15 | | 845,522.15 | 173,856.12 |
| 56814 028_DS RANCHO SANTA FE SD 2015 REF | 3,073,622.45 | | 3,073,622.45 | 626,493.92 |
| 56815 014_DS ENCINITAS USD 2010 ELEC 201 | 765,785.06 | | 765,785.06 | 75,660.67 |
| 56816 017_DS JAMUL DULZURA USD 1995 ELEC | 172,332.11 | | 172,332.11 | 171,105.22 |
| 56817 032_DS SANTEE SCHOOL DIST 2015 REF | 2,136,504.67 | | 2,136,504.67 | 507,133.46 |
| 56818 032_DS SANTEE SCHOOL DIST 2016A RE | 357,206.17 | | 357,206.17 | 58,901.61 |
| 56819 006_DS CAJON VALLEY USD 2016 REF | 2,851,758.96 | | 2,851,758.96 | 610,741.39 |
| 56820 035_DS SOUTH BAY USD 2016 REF | 1,477,806.91 | | 1,477,806.91 | 327,625.46 |
| 56821 035_DS SOUTH BAY USD 2008B | 271,546.59 | | 271,546.59 | 18,245.00 |
| 56822 035_DS SOUTH BAY USD 2012B | 458,627.82 | | 458,627.82 | 36,612.41 |
| 56823 023_DS NATIONAL SCH DIST 2014B | 256,860.31 | | 256,860.31 | 58,239.18 |
| 56824 019_DS LAKESIDE USD 2016 REF | 564,388.93 | | 564,388.93 | 162,946.66 |
| 56825 009_DS CHULA VISTA ELEM SFID 1 201 | 1,770,475.81 | | 1,770,475.81 | 310,542.51 |
| 56826 034_DS SOLANA BCH SFID 2016-1 | 2,077,881.01 | | 2,077,881.01 | 281,050.92 |
| 56827 007_DS CARDIFF SCH DIST 2016A | 349,453.45 | | 349,453.45 | 73,689.30 |
| 56828 006_DS CAJON VALLEY USD 2016A | 1.18 | | 1.18 | 1.17 |
| 56829 015_DS ESCONDIDO USD 2017 REF | 5,400,397.49 | | 5,400,397.49 | 1,186,416.60 |
| 56830 014_DS ENCINITAS USD 2010 ELEC 201 | 1,126,873.83 | | 1,126,873.83 | 119,753.54 |
| 56831 021_DS LEMON GROVE SD 2014D ED-TEC | 0.62 | | 0.62 | 0.61 |

# PERIODIC FINANCIAL STATEMENT - SCHEDULE OF BALANCE SHEET AND CASH TOTALS BY FUND - GL040

Date:14-AUG-2025 13:05:11

COSD
Current Period: JUL-25

Currency: USD
No specific FUND requested

| FUND | ASSETS | LIABILITIES | FUND BALANCE | CASH |
|---|---|---|---|---|
| 56832 021_DS LEMON GROVE SD 2014C | 714,397.88 | | 714,397.88 | 97,355.58 |
| 56834 032_DS SANTEE SCHOOL DIST 2017 REF | 715,978.72 | | 715,978.72 | 180,397.43 |
| 56835 006_DS CAJON VALLEY USD 2012E | 919,706.66 | | 919,706.66 | 147,331.59 |
| 56836 015_DS ESCONDIDO USD 2014B | 1,979,394.60 | | 1,979,394.60 | 318,162.40 |
| 56837 019_DS LAKESIDE USD 2014B | 521,473.68 | | 521,473.68 | 106,947.27 |
| 56838 064_DS OCEANSIDE USD 2018REF PROP | 5,705.06 | | 5,705.06 | 5,663.92 |
| 56839 064_DS OCEANSIDE USD 2018REF PROP | 250,643.75 | | 250,643.75 | 248,811.80 |
| 56840 007_DS CARDIFF SCH DIST 2016B | 296,847.06 | | 296,847.06 | 47,609.20 |
| 56841 034_DS SOLANA BCH SFID 2016B | 2,178,826.45 | | 2,178,826.45 | 259,067.70 |
| 56842 021_DS LEMON GROVE SD 2019 REF | 422,973.21 | | 422,973.21 | 96,890.38 |
| 56843 011_DS DEL MAR 2018ELEC 2019SER M/M | 1,512,897.32 | | 1,512,897.32 | 173,938.01 |
| 56844 009_DS CHULA VISTA 2019 BAN VV | 1,966.90 | | 1,966.90 | 1,952.44 |
| 56845 006_DS CAJON VLY 2016B MEAS EE | 391,062.93 | | 391,062.93 | 388,187.62 |
| 56846 032_DS SANTEE MEAS S SER 2019 | 2,731,839.60 | | 2,731,839.60 | 325,078.24 |
| 56847 035_DS S BAY MEAS NN 2019 BAN | 3,412.69 | | 3,412.69 | 3,387.60 |
| 56848 006_DS CAJON VLY USD 2020 REF | 1,880,058.12 | | 1,880,058.12 | 469,827.03 |
| 56849 050_DS SAN DIEGO USD 2020 REF | 145,400.99 | | 145,400.99 | 138,780.98 |
| 56850 015_DS ESCONDIDO ELEM PROP E 2014C | 829,738.26 | | 829,738.26 | 113,303.71 |
| 56851 009_DS CHULA VISTA MEAS M 2020A | 5,660,607.24 | | 5,660,607.24 | 507,095.06 |
| 56852 014_DS ENCINITAS 2020 REF SER A | 602,092.52 | | 602,092.52 | 59,901.74 |
| 56853 014_DS ENCINITAS 2020 REF SER B | 8,672.75 | | 8,672.75 | 8,609.00 |
| 56854 019_DS LAKESIDE USD 2021C | 525,320.89 | | 525,320.89 | 71,645.98 |
| 56855 033_DS SAN YSIDRO MEAS U 2020A | 599,139.83 | | 599,139.83 | 88,517.76 |
| 56856 033_DS SAN YSIDRO MEAS T 2020A | 475,329.95 | | 475,329.95 | 55,348.72 |
| 56857 023_DS NATIONAL ELEM 2016A | 292,747.70 | | 292,747.70 | 52,692.35 |
| 56858 015_DS ESCONDIDO ELEM 2021 REF | 1,267,468.34 | | 1,267,468.34 | 247,094.89 |
| 56859 020_DS LA MESA SPRNG VLY 2020A | 880,310.34 | | 880,310.34 | 89,034.83 |
| 56860 015_DS ESCONDIDO UN ESD 2014D | 421,498.89 | | 421,498.89 | 48,255.59 |
| 56861 010_DS DEHESA ESD 2012B | 8,294.28 | | 8,294.28 | 2,728.81 |
| 56862 010_DS DEHESA ESD 2022A REF | 56,352.73 | | 56,352.73 | 20,303.66 |
| 56863 010_DS DEHESA ESD 2022B REF | 38,449.15 | | 38,449.15 | 12,111.90 |
| 56864 010_DS DEHESA ESD 2022C REF | 12,112.67 | | 12,112.67 | 3,113.85 |
| 56865 015_DS ESCONDIDO ESD 2014E | 1,317,369.99 | | 1,317,369.99 | 300,366.64 |
| 56866 011_DS DEL MAR ESD 2022B | 3,620,834.57 | | 3,620,834.57 | 337,320.76 |
| 56867 021_DS LEMON GROVE ESD 2022 REF | 413,956.49 | | 413,956.49 | 56,263.21 |
| 56868 021_DS LEMON GROVE ESD 2022A | 738,315.42 | | 738,315.42 | 111,790.46 |
| 56869 023_DS NATIONAL ESD 2016B | 263,109.87 | | 263,109.87 | 53,276.84 |
| 56870 035_DS SOUTH BAY USD 2018A | 503,091.29 | | 503,091.29 | 93,975.33 |
| 56871 035_DS SOUTH BAY ESD 2008C | 212,155.38 | | 212,155.38 | 33,878.86 |
| 56872 035_DS SOUTH BAY ESD 2023 REF | 1,007,610.49 | | 1,007,610.49 | 222,848.13 |
| 56873 035_DS SOUTH BAY USD 2024A | 564,086.25 | | 564,086.25 | 564,086.25 |
| 56874 011_DS DEL MAR USD 2024C | 827,127.05 | | 827,127.05 | 248,150.43 |
| 56875 006_DS CAJON VALLEY ESD 2022REF | 1,549,254.05 | | 1,549,254.05 | 379,488.52 |
| 56876 006_DS CAJON VALLEY ESD 2023REF | 7,927,651.10 | | 7,927,651.10 | 1,392,875.47 |

# PERIODIC FINANCIAL STATEMENT - SCHEDULE OF BALANCE SHEET AND CASH TOTALS BY FUND - GL040

Date:14-AUG-2025 13:05:11

COSD

Current Period: JUL-25

Currency: USD

No specific FUND requested

| FUND | ASSETS | LIABILITIES | FUND BALANCE | CASH |
|---|---|---|---|---|
| 56877 033_DS SAN YSIDRO MEAS U 2020B | 1,704,126.65 | | 1,704,126.65 | 235,785.11 |
| 56878 033_DS SAN YSIDRO MEAS T 2020B | 1,754,372.38 | | 1,754,372.38 | 241,567.74 |
| 56879 033_DS SAN YSIDRO ESD 2024 REF | 575,153.57 | | 575,153.57 | 188,731.28 |
| 56880 020_DS LA MESA-SV ESD 2020B | 2,373,809.99 | | 2,373,809.99 | 336,144.14 |
| 56881 008_DS CAJON VALLEY ESD 2024REF | 1,449,013.93 | | 1,449,013.93 | 106,054.46 |
| 56882 020_DS LA MESA-SV ESD 2020C | 1,641,982.10 | | 1,641,982.10 | 240,632.67 |
| 56884 023_DS NATIONAL ESD 2016C | 2,064,615.69 | | 2,064,615.69 | 1,599,436.08 |
| 56886 032_DS SANTEE ESD 2025A REF | 179,300.00 | | 179,300.00 | 1,895.14 |
| 56888 014_DS ENCINITAS ESD 2025A | 3,217,985.30 | | 3,217,985.30 | 2,503,506.09 |
| 56891 033_DS SAN YSIDRO MEAS T 2020C | 444,442.70 | | 444,442.70 | 442,406.80 |
| 56892 033_DS SAN YSIDRO MEAS U 2020C | 408,772.08 | | 408,772.08 | 406,699.58 |
| 57000 040_01 ESCONDIDO UNION HIGH GEN | 60,770,385.50 | | 60,770,385.50 | 60,288,583.80 |
| 57003 040_02 ESCONDIDO SP RES CAP OUT | 9,323,495.98 | | 9,323,495.98 | 9,254,900.21 |
| 57006 040_04 ESCONDIDO HI CAFETERIA | 6,484,483.99 | | 6,484,483.99 | 6,440,158.20 |
| 57018 040_12 ESCONDIDO HI DEF MAINT | 150,038.46 | | 150,038.46 | 148,365.87 |
| 57022 040_17 ESCONDIDO HI OTHER POST EMP | 14,988,454.17 | | 14,988,454.17 | 14,878,242.07 |
| 57027 040_19 ESCONDIDO CAP FAC AB2068 | 37,500,334.27 | | 37,500,334.27 | 37,234,278.52 |
| 57033 040_30 ESCONDIDO DEDUCT INS LOSS | 207,431.29 | | 207,431.29 | 205,906.02 |
| 57036 040_40 ESCONDIDO UN HI ADULT ED | 403,422.81 | | 403,422.81 | 395,827.78 |
| 57042 040_46 ESCONDIDO HI ST CAP FAC | 20,716,688.02 | | 20,716,688.02 | 20,561,839.39 |
| 57048 041_01 FALLBROOK UNION HIGH GEN | 12,949,074.72 | | 12,949,074.72 | 12,847,590.74 |
| 57051 041_02 FALLBROOK SP RES CAP OUT | 3,568,818.78 | | 3,568,818.78 | 3,542,576.65 |
| 57054 041_04 FALLBROOK HI CAFETERIA | 3,596,192.97 | | 3,596,192.97 | 3,571,989.67 |
| 57056 041_09 FALLBROOK UHSD BLDG | 6,215,434.06 | | 6,215,434.06 | 6,160,965.81 |
| 57061 FALLBROOK UN HI SPEC RESERVE | 15.01 | | 15.01 | 14.90 |
| 57066 041_19 FALLBROOK CAP FAC AB2068 | 2,481.15 | | 2,481.15 | 2,386.23 |
| 57077 207_62_CHTR SBE GROSSMONT SECONDAR | 33,303.37 | | 33,303.37 | 33,303.37 |
| 57078 042_01 GROSSMONT UNION HIGH GEN | 81,287,441.06 | | 81,287,441.06 | 80,559,444.51 |
| 57079 042_02 GROSSMONT SP RES CAP-BASE R | 2,571,398.53 | | 2,571,398.53 | 2,557,478.60 |
| 57080 042_02 SP RES CAP-LEASE REV B | 5,967,027.48 | | 5,967,027.48 | 5,922,540.99 |
| 57081 042_02 GROSSMONT SP RES CAP OUT | 4,299,576.15 | | 4,299,576.15 | 4,267,878.43 |
| 57082 042_04 GROSSMONT UN HI CAFETERIA | 6,628,229.99 | | 6,628,229.99 | 6,585,266.36 |
| 57085 042_09 GROSSMONT HI SCH BLDG PROP | 6,795,463.85 | | 6,795,463.85 | 6,698,530.63 |
| 57086 042_10 GROSSMONT UHSD BLDG MEASURE | 4,426,008.73 | | 4,426,008.73 | 4,390,136.40 |
| 57090 042_16 GROSMONT HLTH WLF SLF INS | 2,043,898.98 | | 2,043,898.98 | 2,028,091.98 |
| 57094 042_17 GROSSMONT HI OTHER POST EMP | 7,892,879.52 | | 7,892,879.52 | 7,839,562.04 |
| 57096 042_19 GROSSMONT CAP FAC AB2068 | 4,053,954.90 | | 4,053,954.90 | 4,024,563.72 |
| 57114 042_40 GROSSMONT UN HI ADULT ED | 3,474,480.73 | | 3,474,480.73 | 3,453,867.49 |
| 57123 042_46 GROSSMONT HI ST CAP FAC | 21,489,644.89 | | 21,489,644.89 | 21,298,121.24 |
| 57128 100_39 HELIX CHARTER SCHOOL | 15,895,144.75 | | 15,895,144.75 | 15,775,242.79 |
| 57129 043_01 JULIAN UNION HIGH GENERAL | 927,113.71 | | 927,113.71 | 918,897.61 |
| 57133 043_02 JULIAN SP RES CAP PROJ | 3,589.74 | | 3,589.74 | 3,563.34 |
| 57144 043_19 JULIAN CAP FAC AB2068 | 214,222.19 | | 214,222.19 | 212,676.81 |
| 57148 043_42 JULIAN HI SPEC RESRV OTHER | 424.12 | | 424.12 | 421.00 |

# PERIODIC FINANCIAL STATEMENT - SCHEDULE OF BALANCE SHEET AND CASH TOTALS BY FUND - GL040

Date:14-AUG-2025 13:05:11

COSD
Current Period: JUL-25

Currency: USD
No specific FUND requested

| FUND | ASSETS | LIABILITIES | FUND BALANCE | CASH |
|---|---|---|---|---|
| 57152 043_80 JULIAN SPEC RES POST EMPL | 580.67 | | 580.67 | 576.40 |
| 57156 045_01 SAN DIEGUITO UN HI GEN | 38,292,523.25 | | 38,292,523.25 | 37,877,045.89 |
| 57159 045_02 SDUHSD SPEC RES CAP PROJS | 10,686,306.11 | | 10,686,306.11 | 10,581,868.73 |
| 57162 045_04 SAN DIEGUITO HIGH | 5,256,342.83 | | 5,256,342.83 | 5,224,359.36 |
| 57164 045_09 SAN DIEGUITO BUILDING OTHER | 4,163.06 | | 4,163.06 | 4,131.27 |
| 57166 045_12 SAN DIEGUITO UHSD DEF MAINT | 2,367,849.86 | | 2,367,849.86 | 2,341,841.50 |
| 57171 045_18 SAN DIEGUITO CAP FAC ACCT | 134,093.11 | | 134,093.11 | 133,090.21 |
| 57174 045_19 SN DIEGUITO CAP FAC AB2068 | 3,356,747.70 | | 3,356,747.70 | 3,332,394.23 |
| 57180 045_30 SAN DIEGUITO-DED INS LOSS | 176,236.96 | | 176,236.96 | 175,711.89 |
| 57181 045_31 SAN DIEGUITO BLDG FD PROP 3 | 39,754,297.21 | | 39,754,297.21 | 39,423,653.69 |
| 57192 045_46 SN DIEGUITO ST SCH FAC HI | 3,163,760.24 | | 3,163,760.24 | 3,131,193.62 |
| 57197 208_62_CHTR SCHOLARSHIP PREP OCEAN | 1,607,301.51 | | 1,607,301.51 | 1,603,616.66 |
| 57198 046_01 SWEETWATER UNION HI GEN | 400,782,728.69 | | 400,782,728.69 | 397,521,830.49 |
| 57201 046_02 SWEETWATER SP RES CAP OUT | 9,299,208.90 | | 9,299,208.90 | 9,229,924.07 |
| 57204 046_04 SWEETWATER CAFETERIA | 25,433,258.17 | | 25,433,258.17 | 25,272,538.85 |
| 57205 046_10 SWEETWATER UNION HI BLD | 245,462,958.38 | | 245,462,958.38 | 243,497,843.80 |
| 57207 046_12 SWEETWATER HI DEF MAINT | 1,305,308.16 | | 1,305,308.16 | 1,295,294.95 |
| 57209 046_SWEETWATER BAN 2013 | 925.30 | | 925.30 | 918.50 |
| 57210 046_19 SWEETWATER CAP FAC AB2068 | 10,783,446.21 | | 10,783,446.21 | 10,716,145.94 |
| 57213 046_20 SWEETWATER FOUNDATION TR | 14,882.81 | | 14,882.81 | 14,773.37 |
| 57216 046_21 SWEETWATER FOUNDATION TR | 388.50 | | 388.50 | 385.64 |
| 57222 046_40 SWEETWATER UN HI ADULT ED | 14,702,375.41 | | 14,702,375.41 | 14,574,965.88 |
| 57228 046_46 SWEETWATER STATE SCH FAC | 33,274,494.92 | | 33,274,494.92 | 33,029,550.06 |
| 57229 197_62_CHTR SWEETWATER STEPHEN W H | 23,331,510.21 | | 23,331,510.21 | 23,181,628.90 |
| 57231 210_62_CHTR SBE SWEETWATER SECONDA | 25,332.38 | | 25,332.38 | 25,332.38 |
| 57520 040_DS ESCONDIDO HIGH 1996A | 80,017,503.08 | 80,017,405.00 | 98.08 | 97.36 |
| 57521 040_DS ESCONDIDO UN HI 2008 ELEC 2 | 8,618,756.53 | | 8,618,756.53 | 756,232.91 |
| 57522 040_DS ESCONDIDO UN HI 2008 ELEC 2 | 551,465.91 | | 551,465.91 | 547,410.92 |
| 57523 040_DS ESCONDIDO UHSD 2008C | 373,000.65 | | 373,000.65 | 49,978.60 |
| 57530 041_DS FALLBROOK HS 1998REF 94 | 11,220,357.53 | 11,220,357.53 | | |
| 57531 042_DS GROSSMONT UNION HIGH 2004 | 110,343,364.41 | 104,247,343.75 | 6,096,020.66 | 675,235.37 |
| 57532 042_DS GROSSMONT UNION HIGH 2006 | 13,547,292.14 | | 13,547,292.14 | 1,095,535.11 |
| 57533 042_DS GROSSMONT UNION HIGH 2008 | 5,751,908.75 | | 5,751,908.75 | 503,595.00 |
| 57534 042_DS GROSSMONT UNION HIGH 2008A | 6.25 | | 6.25 | 6.20 |
| 57535 042_DS GROSSMONT UNION HIGH ELEC 2 | 8.61 | | 8.61 | 8.55 |
| 57536 042_DS GROSSMONT UNION HIGH ELEC 2 | 27.05 | | 27.05 | 26.85 |
| 57537 042_DS GROSSMONT UNION HIGH ELEC 2 | 26,467,297.91 | | 26,467,297.91 | 763,900.88 |
| 57538 042_DS GROSSMONT UHSD 2004ELEC 201 | 3.28 | | 3.28 | 3.26 |
| 57539 042_DS GROSSMONT UHSD 2004ELEC 201 | 0.09 | | 0.09 | 0.09 |
| 57540 043_DS JULIAN UNION HS 1996A | 4,163,273.10 | 4,163,228.13 | 44.97 | 44.64 |
| 57541 042_DS GROSSMONT UHSD 2012 REF | 1,186,572.04 | | 1,186,572.04 | 1,177,855.80 |
| 57542 043_DS JULIAN UHSD 2010ELEC 2013A | 298,065.66 | | 298,065.66 | 296,120.87 |
| 57543 042_DS GROSSMONT UHSD 2013 2008E | 3.24 | | 3.24 | 3.22 |
| 57544 042_DS GROSSMONT UHSD 2015 2008F P | 305,253.09 | | 305,253.09 | 299,808.45 |

# PERIODIC FINANCIAL STATEMENT - SCHEDULE OF BALANCE SHEET AND CASH TOTALS BY FUND - GL040

Date:14-AUG-2025 13:05:11

COSD
Current Period: JUL-25

Currency: USD
No specific FUND requested

| FUND | ASSETS | LIABILITIES | FUND BALANCE | CASH |
|---|---|---|---|---|
| 57545 042_DS GROSSMONT UHSD 2015 REF | 1,102,521.78 | | 1,102,521.78 | 347,126.63 |
| 57546 042_DS GROSSMONT UHSD 2016 REF | 2,334,296.70 | | 2,334,296.70 | 432,018.61 |
| 57547 042_DS GROSSMONT UHSD SINKING DEP | 2,637,398.80 | | 2,637,398.80 | 2,456,310.30 |
| 57548 042_DS GROSSMONT UHSD 2016B REF | 2,245,975.12 | | 2,245,975.12 | 683,037.18 |
| 57549 042_DS GROSSMONT UHSD ELEC 2008 20 | 1,407,929.38 | | 1,407,929.38 | 218,968.27 |
| 57551 045_DS SAN DIEGUITO UHSD 2012 | 1,183,382.98 | | 1,183,382.98 | 1,174,688.63 |
| 57552 045_DS SAN DIEGUITO UHSD 2012B-1 | 0.01 | | 0.01 | 0.01 |
| 57553 045_DS SAN DIEGUITO UHSD 2012B-2 | 411,123.22 | | 411,123.22 | 399,214.62 |
| 57554 045_DS SAN DIEGUITO UHSD 2012C-1 | 0.08 | | 0.08 | 0.08 |
| 57555 045_DS SAN DIEGUITO UHSD 2012C-2 | 3,027,280.04 | | 3,027,280.04 | 418,869.32 |
| 57556 042_DS GROSSMONT UHSD ELEC 2016 20 | 1,634,102.02 | | 1,634,102.02 | 312,750.20 |
| 57557 042_DS GROSSMONT UHSD 2008 2017H-1 | 1.81 | | 1.81 | 1.79 |
| 57558 042_DS GROSSMONT UHSD 2008 2017H-2 | 459,294.31 | | 459,294.31 | 78,917.15 |
| 57559 046_DS SWEETWATER UNION DS 200 | 47,871,768.45 | 47,252,976.90 | 618,791.55 | 600,445.38 |
| 57561 046_DS SWEETWATER UNION DS 2000B | 89,124,555.06 | 89,124,555.06 | | |
| 57562 046_DS SWEETWATER UN HIGH 2000C | 207,462,323.08 | 196,054,159.41 | 11,408,163.67 | 2,335,853.96 |
| 57563 046_DS SWEETWATER UNION HIGH 2008A | 6.78 | | 6.78 | 6.73 |
| 57564 046_DS SWEETWATER UHSD 2014 REF BO | 1,720,991.47 | | 1,720,991.47 | 1,678,406.24 |
| 57565 046_DS SWEETWATER UHSD 2016 REF BO | 5,582,297.60 | | 5,582,297.60 | 1,680,117.52 |
| 57566 046_DS SWEETWATER UHSD 2006 ELEC 2 | 7,107,163.98 | | 7,107,163.98 | 1,162,471.10 |
| 57567 041_DS FALLBROOK UNION HIGH 2017A | 385,293.65 | | 385,293.65 | 125,864.37 |
| 57568 046_DS SWEETWATER UHSD 2006 2018C | 699,936.12 | | 699,936.12 | 143,473.56 |
| 57569 061_DS POWAY SFID2002-1 2019REF | 6,631,839.74 | | 6,631,839.74 | 1,392,084.71 |
| 57570 061_DS POWAY USD 2008B | 14,065.57 | | 14,065.57 | 13,962.16 |
| 57571 061_DS POWAY USD SFID 2002-1 2011 | 66.09 | | 66.09 | 56.79 |
| 57572 061_DS POWAY USD SFID 2002-1B 2014 | 2,049,537.36 | | 2,049,537.36 | 1,984,710.91 |
| 57574 042_DS GROSSMONT UHSD 2017 REF | 799,265.08 | | 799,265.08 | 202,850.88 |
| 57575 045_DS SAN DIEGUITO UHSD 2012D-1 | 0.46 | | 0.46 | 0.46 |
| 57576 045_DS SAN DIEGUITO UHSD 2012D-2 | 447,907.74 | | 447,907.74 | 81,461.72 |
| 57577 042_DS GROSSMT UHSD 2016 2018B | 1,459,178.78 | | 1,459,178.78 | 289,894.10 |
| 57578 042_DS GROSSMT 2016 2019C MEAS BB | 1,154,408.14 | | 1,154,408.14 | 206,946.41 |
| 57579 042_DS GROSSMT 2008 2019I PROP U | 332,068.35 | | 332,068.35 | 66,130.51 |
| 57580 042_DS GROSSMT PROP U 2020 REF | 966,285.13 | | 966,285.13 | 278,469.03 |
| 57581 045_DS SAN DIEGUITO UHSD 2020 REF | 9,893,777.05 | | 9,893,777.05 | 1,669,752.73 |
| 57582 041_DS FALLBROOK UHSD 2020 B | 308,062.43 | | 308,062.43 | 103,755.91 |
| 57583 042_DS GROSSMT 2008 PROP U 2020J | 469,297.48 | | 469,297.48 | 36,648.23 |
| 57584 042_DS GROSSMONT UHSD 2021K | 5,999.89 | | 5,999.89 | 5,955.78 |
| 57585 045_DS SAN DIEGUITO UHSD 2021 REF | 918,339.48 | | 918,339.48 | 148,447.43 |
| 57586 045_DS SAN DIEGUITO UHSD 2021E-1 | 306,959.01 | | 306,959.01 | 304,701.94 |
| 57587 045_DS SAN DIEGUITO UHSD 2021E-2 | 1,260,161.76 | | 1,260,161.76 | 187,491.81 |
| 57588 041_DS FALLBROOK UHSD 2022C | 1,035,175.03 | | 1,035,175.03 | 386,687.18 |
| 57589 042_DS GROSSMONT UHSD 2022L | 704,596.70 | | 704,596.70 | 106,477.55 |
| 57590 046_DS SWEETWATER UHSD 2022A | 12,579,037.58 | | 12,579,037.58 | 1,601,700.66 |
| 57591 046_DS SWEETWATER USHD 2022D | 1,190,256.16 | | 1,190,256.16 | 128,757.49 |

# PERIODIC FINANCIAL STATEMENT - SCHEDULE OF BALANCE SHEET AND CASH TOTALS BY FUND - GL040

Date:14-AUG-2025 13:05:11

COSD

Current Period: JUL-25

Currency: USD

No specific FUND requested

| FUND | ASSETS | LIABILITIES | FUND BALANCE | CASH |
|---|---|---|---|---|
| 57592 046_DS SWEETWATER UHSD 2024 REF | 5,080,249.27 | | 5,080,249.27 | 950,539.77 |
| 57593 046_DS SWEETWATER UHSD 2025A-1 | 866,273.42 | | 866,273.42 | 4,193.15 |
| 57594 046_DS SWEETWATER UHSD 2025A-2 | 819,816.70 | | 819,816.70 | 11,155.58 |
| 57595 042_DS GROSSMONT UHSD 2024A REF | 2,171,431.20 | | 2,171,431.20 | 430.73 |
| 57596 042_DS GROSSMONT UHSD 2024B REF | 37,305.46 | | 37,305.46 | 2,501.88 |
| 57598 045_DS SAN DIEGUITO UHSD 2025 REF | 1,515,512.50 | | 1,515,512.50 | 4,252.09 |
| 57599 046_DS SWEETWATER UHSD 2025A-3 | 123,174.26 | | 123,174.26 | 596.22 |
| 57600 012_01_CHTR GENFUND LITERACY 1ST C | 18,286,909.13 | | 18,286,909.13 | 18,151,571.05 |
| 57605 027_01_CHTR SUN VALLEY CHARTER SCH | 5,331.06 | | 5,331.06 | 5,291.86 |
| 57606 100_01 GUAJOME PARK ACADEMY CHARTE | 0.04 | | 0.04 | |
| 57613 030_01_CHTR HERITAGE CHARTER SCHOO | 0.01 | | 0.01 | |
| 57614 022_39_CHTR JULIAN CHARTER SCHOOL | 649,763.09 | | 649,763.09 | 647,015.02 |
| 57615 084_01_CHTR COASTAL ACADEMY CHARTE | 4,270,477.41 | | 4,270,477.41 | 4,250,780.78 |
| 57616 100_01 SCH OF BUSINESS AND TECHNLG | 13.89 | | 13.89 | 13.79 |
| 57618 027_62_CHTR SUN VALLEY | 24,600.25 | | 24,600.25 | 24,419.36 |
| 57619 073_62_CHTR GUAJOME PARK ACADEMY E | 22,468,639.91 | | 22,468,639.91 | 22,300,056.85 |
| 57625 095_01_CHTR BALLANTYNE CHRTR GN FU | 5,066,641.13 | | 5,066,641.13 | 5,028,395.19 |
| 57626 156_62 ALL TRIBES ELEM CHARTER | 615,938.24 | | 615,938.24 | 611,374.33 |
| 57627 149_11 EJE MIDDLE ACDMY CHRTR SCH | 1,206,252.06 | | 1,206,252.06 | 1,196,383.41 |
| 57628 157_62 MAAC COMMUNITY CHARTER | 1,668,719.26 | | 1,668,719.26 | 1,657,028.42 |
| 57630 096_01_CHTR BAYSHORE PREP CHARTER | 166.24 | | 166.24 | 166.24 |
| 57632 148_62 LEONARDO DAVINCI HLTH SC CH | 647,458.81 | | 647,458.81 | 638,436.13 |
| 57636 233_62_CHTR SDCOE JCS-MANZANITA | 544,390.85 | | 544,390.85 | 541,764.05 |
| 57637 230_62_CHTR SDCOE CLASS AC VISTA | 1,600,002.50 | | 1,600,002.50 | 1,592,724.45 |
| 57638 224_62_CHTR SDCOE COMM MONTESSORI | 2,728,134.09 | | 2,728,134.09 | 2,712,166.66 |
| 57639 225_62_CHTR SDCOE DIMENSIONS COLLA | 2,472,955.19 | | 2,472,955.19 | 2,459,581.88 |
| 57640 094_62_CHTR CA VIRTUAL ACADEMY AT | 2,467,127.40 | | 2,467,127.40 | 2,442,346.73 |
| 57641 167_62_ CHTR CA VIRTUAL AT SANTA Y | 380,401.47 | | 380,401.47 | 378,651.41 |
| 57645 216_62_CHTR EUHSD AUDEO III CHARTE | 154,068.91 | | 154,068.91 | 154,068.91 |
| 57646 221_62_CHTR SBE COLL PREP MID LM S | 579,188.46 | | 579,188.46 | 578,570.41 |
| 57647 222_62_CHTR SBE VISTA SPRINGS | 774,021.37 | | 774,021.37 | 771,309.93 |
| 57648 223_62_CHTR SDCOE PACIFIC SPRINGS | 173,911.04 | | 173,911.04 | 171,171.27 |
| 57649 219_62_CHTR SBE BAYPOINT PREP ACAD | 658,016.37 | | 658,016.37 | 653,597.65 |
| 57650 083_01_ SIATECH INC CHARTER SCHOOL | 6,690,399.23 | | 6,690,399.23 | 6,649,444.87 |
| 57652 100_62 STEELE CANYON HS CHARTER | 17,293,756.51 | | 17,293,756.51 | 17,172,346.41 |
| 57655 092_01_CHTR PAC VIEW CHARTER GEN F | 11,519,253.35 | | 11,519,253.35 | 11,427,667.62 |
| 57656 092_02_CHTR PAC VIEW CHARTER SPEC | 109,392.09 | | 109,392.09 | 108,587.72 |
| 57657 089_62_CHTR NEW SCHOOL CHARTER ENT | 12,303.47 | | 12,303.47 | 12,213.00 |
| 57659 100_62 NORTH COUNTY TRADE TECH CHR | 54,911.81 | | 54,911.81 | 53,754.63 |
| 57663 100_62 HIGH TECH HIGH STATE BEN CH | 32,450,105.20 | | 32,450,105.20 | 32,243,923.88 |
| 57664 195_62_CHTR SBE THRIVE PUBLIC SCHO | 3,213.61 | | 3,213.61 | 3,189.98 |
| 57666 144_62 ALL TRIBES CHARTER SCH | 291,324.12 | | 291,324.12 | 288,349.32 |
| 57670 019_62 RIVER VALLEY HI CHARTER ENT | 776,373.77 | | 776,373.77 | 772,483.36 |
| 57675 244_62_CHTR SDCOE IFTIN ENT FD | 2,518,472.40 | | 2,518,472.40 | 2,500,230.99 |

# PERIODIC FINANCIAL STATEMENT - SCHEDULE OF BALANCE SHEET AND CASH TOTALS BY FUND - GL040

Date:14-AUG-2025 13:05:11

COSD
Current Period: JUL-25

Currency: USD
No specific FUND requested

| FUND | ASSETS | LIABILITIES | FUND BALANCE | CASH |
|---|---|---|---|---|
| 57676 246_62_CHTR DUAL LANG IMMRSN NC | 1,037,732.13 | | 1,037,732.13 | 1,028,961.49 |
| 57677 247_62_CHTR HOWARD GARDNER COMM EN | 97,646.99 | | 97,646.99 | 96,083.82 |
| 57678 248_62_CHTR AUDEO II ENTERPRSE | 3,439,959.93 | | 3,439,959.93 | 3,415,399.81 |
| 57679 030_62_CHTR HERITAGE K-8 CHTR ENT | 9,867,029.48 | | 9,867,029.48 | 9,792,557.78 |
| 57680 252_62_CHTR SBE ALTUS EAST ENT FD | 4,124,439.49 | | 4,124,439.49 | 4,096,515.92 |
| 57681 253_62_CHTR EUHS ALTUS NORTH ENT F | 1,836,560.92 | | 1,836,560.92 | 1,821,977.57 |
| 57682 254_62_CHTR SBE ALTUS SOUTH BAY EN | 2,862,186.86 | | 2,862,186.86 | 2,842,890.87 |
| 57800 116_01_CHTR SDUSD HOLLY DR LEADR C | 424,216.12 | | 424,216.12 | 418,929.73 |
| 57812 100_00 SDUSD HEALTH SCIENCES CHAR | 6,656,289.49 | | 6,656,289.49 | 6,612,220.50 |
| 57813 100_00 SDUSD ARROYO PASEO CHAR | 22,720.10 | | 22,720.10 | 22,553.04 |
| 57814 119_01_CHTR SDUSD HEALTH SCIENCES | 26.98 | | 26.98 | 26.78 |
| 57820 130_01_CHTR SDUSD OFARRELL CHARTER | 22,767,906.40 | | 22,767,906.40 | 22,578,084.63 |
| 57822 159_01 SDUSD OLD TOWN ACADEMY CHRT | 133,771.48 | | 133,771.48 | 130,958.27 |
| 57823 160_01 SDUSD E3 CIVIC HIGH CHTR | 1,033,711.49 | | 1,033,711.49 | 1,029,140.81 |
| 57824 161_01 SDUSD AMERICAS FINEST CHART | 2,062,894.57 | | 2,062,894.57 | 2,052,834.32 |
| 57825 162_01 SDUSD CITY HEIGHTS PREP | 1,342,584.46 | | 1,342,584.46 | 1,332,138.62 |
| 57850 085_01_CHTR SDUSD PREUSS CHARTER S | 3,921,666.96 | | 3,921,666.96 | 3,850,317.20 |
| 57855 150_01_CHRT SDUSD EVANGELINE ROBER | 113,362.11 | | 113,362.11 | 112,528.54 |
| 57860 069_01_CHTR SDUSD CHARTER SCH OF S | 12,469,602.79 | | 12,469,602.79 | 12,369,582.40 |
| 57861 069_02_CHTR SDUSD CHARTER SPECIAL | 664,130.46 | | 664,130.46 | 659,247.02 |
| 57866 155_01_SDUSD COLEMAN TECH HIGH CHR | 779,654.61 | | 779,654.61 | 773,911.18 |
| 57870 056_01_CHTR SDUSD HIGH TECH HIGH C | 1,856,163.50 | | 1,856,163.50 | 1,839,060.10 |
| 57872 154_01_SDUSD SD GLOBAL VISION CHTR | 2,506,334.07 | | 2,506,334.07 | 2,488,181.11 |
| 57880 107_01_CHTR SDUSD HIGH TECH ELEM E | 2,496,875.22 | | 2,496,875.22 | 2,476,409.39 |
| 57882 170_01_SDUSD KAVOD ELEM CHTR | 1,148,578.63 | | 1,148,578.63 | 1,141,309.65 |
| 57890 128_01_CHTR SDUSD MUSEUM SCHOOL CH | 123,437.69 | | 123,437.69 | 121,895.90 |
| 57891 137_02_CHTR SDUSD INNOVATIONS ACAD | 2,595,783.33 | | 2,595,783.33 | 2,575,184.73 |
| 57892 190_01_CHTR SDUSD ELEVATE ELEM CHA | 1,229,929.78 | | 1,229,929.78 | 1,223,463.07 |
| 57893 191_01_CHTR SDUSD EMPOWER CHARTER | 229,181.12 | | 229,181.12 | 227,557.22 |
| 57894 192_01_CHTR SDUSD HIGH TECH ELEM C | 2,405,468.34 | | 2,405,468.34 | 2,384,202.84 |
| 57895 196_01_CHTR SDUSD INGENUITY CHARTE | 6,011,922.26 | | 6,011,922.26 | 5,968,683.30 |
| 57896 220_01_CHTR SDUSD NUA 1001 STEAM | 8,851.53 | | 8,851.53 | 8,786.44 |
| 57900 111_01_CHTR SDUSD HARRIET TUBMAN C | 1,497,332.65 | | 1,497,332.65 | 1,489,027.52 |
| 57920 124_01_CHTR SDUSD MCGILL SCH SUCC | 231,704.51 | | 231,704.51 | 230,456.90 |
| 57925 008_01_CHTR SDUSD DARNALL EAST CMP | 565,632.86 | | 565,632.86 | 564,379.99 |
| 57930 132_01_CHTR SDUSD SD COOPERATIVE C | 5,145,991.97 | | 5,145,991.97 | 5,107,421.91 |
| 57931 138_02_CHTR SDUSD URBAN DISCOVERY | 462,504.91 | | 462,504.91 | 458,600.31 |
| 57935 058_01_CHTR SDUSD AUDEO CHARTER SC | 3,623,641.47 | | 3,623,641.47 | 3,601,299.57 |
| 57939 121_51_CHTR SDUSD KING/CHAVEZ HIGH | 5,519,712.64 | | 5,519,712.64 | 5,472,646.85 |
| 57940 121_01_CHTR SDUSD KING CHAVEZ CHAR | 5,243,609.68 | | 5,243,609.68 | 5,206,372.28 |
| 57941 121_11_CHTR SDUSD KING/CHAVEZ PRIM | 5,487,393.86 | | 5,487,393.86 | 5,441,561.96 |
| 57942 121_21_CHTR SDUSD KING/CHAVEZ ARTS | 231,407.14 | | 231,407.14 | 230,540.45 |
| 57944 121_41_CHTR SDUSD KING/CHAVEZ PREP | 191,304.91 | | 191,304.91 | 190,124.88 |
| 57955 101_01_CHTR SDUSD EINSTEIN CHARTER | 187,470.93 | | 187,470.93 | 186,100.00 |

# PERIODIC FINANCIAL STATEMENT - SCHEDULE OF BALANCE SHEET AND CASH TOTALS BY FUND - GL040

Date:14-AUG-2025 13:05:11

COSD

Current Period: JUL-25

Currency: USD

No specific FUND requested

| FUND | ASSETS | LIABILITIES | FUND BALANCE | CASH |
|---|---|---|---|---|
| 57956 101_11_CHTR SDUSD-EINSTEIN ACD MDL | 937,670.76 | | 937,670.76 | 928,620.31 |
| 57960 118_01_CHTR SDUSD KEILLER MIDDLE C | 5,788,518.50 | | 5,788,518.50 | 5,743,649.29 |
| 57965 110_01_CHTR SDUSD GOMPERS MIDDLE C | 123,886.69 | | 123,886.69 | 122,975.33 |
| 57966 110_01_CHTR SDUSD GOMPERS PREP ACA | 10,633,268.34 | | 10,633,268.34 | 10,543,054.86 |
| 57975 114_01_CHTR SDUSD HIGH TECH MID CH | 2,340,883.53 | | 2,340,883.53 | 2,322,486.90 |
| 57980 126_01_CHTR SDUSD MAGNOLIA SCI ACA | 151,761.41 | | 151,761.41 | 146,954.61 |
| 57985 123_01_CHTR SDUSD KIPP ADELANTE CH | 369,755.04 | | 369,755.04 | 364,789.02 |
| 57988 112_01_CHTR HGH TCH HIGH MEDIA ART | 3,296,716.60 | | 3,296,716.60 | 3,270,064.48 |
| 57990 113_01_CHTR SDUSD HIGH TECH INTERN | 2,366,316.08 | | 2,366,316.08 | 2,346,156.63 |
| 57991 088_01_CHTR SDUSD LEARNG CHOICE AC | 2,614,393.75 | | 2,614,393.75 | 2,595,380.68 |
| 57992 115_01_CHTR HGH TCH MIDDL MEDIA A | 2,305,893.68 | | 2,305,893.68 | 2,287,303.59 |
| 58100 077_01_CHTR ESCONDIDO CHARTER HIGH | 0.01 | | 0.01 | |
| 58101 077_62_CHTR ESCONDIDO CHTR HI ENT | 6,156,872.55 | | 6,156,872.55 | 6,109,594.75 |
| 58110 013_01_CHTR CLASSICAL ACADEMY GENE | 3,312,477.67 | | 3,312,477.67 | 3,297,135.05 |
| 58120 134_01_CHTR CLASSICAL ACDMY HIGH C | 3,534,906.27 | | 3,534,906.27 | 3,520,224.78 |
| 58200 053_01 GROSS CUY COMM COLL GEN | 79,657,192.69 | | 79,657,192.69 | 79,005,817.89 |
| 58203 053_05 GROSS CUY CC CAP OUTLAY | 61,670,564.22 | | 61,670,564.22 | 61,245,969.83 |
| 58204 053_16 GROSS CUY SELF INSURANCE | 2,565,028.60 | | 2,565,028.60 | 2,549,242.24 |
| 58206 053_20 GROSS CUY FOUNDATION TRST | 59,183.98 | | 59,183.98 | 58,748.79 |
| 58207 053_10 GROSS CUY BLDG AND DEBT SVC | 0.60 | | 0.60 | |
| 58208 053_25 GROSS CUY CC BLDG FUND 2 | 41,924,772.22 | | 41,924,772.22 | 41,590,366.12 |
| 58209 052_01 PALOMAR COMM COLL GENERAL | 84,624,207.29 | | 84,624,207.29 | 83,977,106.47 |
| 58212 052_05 PALOMR CC CAP OUTLAY PROJ | 36,215,702.48 | | 36,215,702.48 | 35,950,889.13 |
| 58215 052_06 PALOMR CHILD DEV EC 16750 | 1,281,526.50 | | 1,281,526.50 | 1,275,530.06 |
| 58217 052_10 PALOMAR CC BLDG FUND | 115,178,639.63 | | 115,178,639.63 | 114,270,474.65 |
| 58221 052_20 PALOMAR CC FOUNDATION TR | 621,410.02 | | 621,410.02 | 617,345.03 |
| 58224 052_76 POST RETIRE BENEFITS PCC | 6,234,990.95 | | 6,234,990.95 | 6,200,484.75 |
| 58227 054_01 MIRACOSTA COMM COL GEN | 54,408,646.75 | | 54,408,646.75 | 53,913,054.17 |
| 58230 054_05 MIRCST CC CAP OUTLAY PROJ | 45,077,995.52 | | 45,077,995.52 | 44,692,721.46 |
| 58233 054_11 MIRACOSTA DEBT SERV OTHER | 3,203,174.21 | | 3,203,174.21 | 3,171,930.86 |
| 58234 054_73 MIRACOSTA FOUNDATION TRUST | 229,937.10 | | 229,937.10 | 228,246.71 |
| 58236 054_30 MIRACOSTA DEDUCT INS LOSS | 1,100,810.23 | | 1,100,810.23 | 1,092,683.76 |
| 58237 054_43 MIRACOSTA BLDG MM BOND | 88,522,745.99 | | 88,522,745.99 | 87,814,467.77 |
| 58239 060_01 S D COMM COLL DIST GEN | 166,995,524.52 | | 166,995,524.52 | 165,899,774.61 |
| 58243 060_45 SDCCD PROP HH BLDG FND-TXE | 709,119,271.06 | | 709,119,271.06 | 703,888,497.27 |
| 58245 060_04 SD COMM COLL CAFETERIA | 504,138.31 | | 504,138.31 | 499,907.15 |
| 58248 060_05 SD CC CAPITAL OUTLAY PROJ | 44,524,007.49 | | 44,524,007.49 | 44,196,800.94 |
| 58251 060_06 SD COM CHILD DEV EC 16750 | 5,251,109.72 | | 5,251,109.72 | 5,208,846.83 |
| 58253 060_15 SDCCD ADMIN FACILITIES CORP | 125,105.96 | | 125,105.96 | 124,186.04 |
| 58254 060_36 SD COM COL STUDENT FIN AD | 11,899,017.44 | | 11,899,017.44 | 11,830,153.41 |
| 58257 060_85 SD COMM COL ENTERPRISE | 791,974.05 | | 791,974.05 | 783,903.44 |
| 58259 060_59 SDCCD KSDS RADIO STATION | 998,668.56 | | 998,668.56 | 989,053.12 |
| 58260 060_90 SD COMM COLL PAYROLL REV | 50,000.00 | | 50,000.00 | 50,000.00 |
| 58262 060_45 SDCCD PROP HH BUILDING FD | 142,753,070.54 | | 142,753,070.54 | 141,641,136.57 |

# PERIODIC FINANCIAL STATEMENT - SCHEDULE OF BALANCE SHEET AND CASH TOTALS BY FUND - GL040

Date:14-AUG-2025 13:05:11

COSD

Current Period: JUL-25

Currency: USD

No specific FUND requested

| FUND | ASSETS | LIABILITIES | FUND BALANCE | CASH |
|---|---|---|---|---|
| 58263 055_01 SOUTHWESTERN COM COL GENL | 54,103,231.29 | | 54,103,231.29 | 53,865,223.33 |
| 58266 055_02 SO WESTERN SP RES CAP OUT | 25,196.79 | | 25,196.79 | 25,011.52 |
| 58269 055_05 SOWEST CC CAP OUTLAY PROJ | 7,337,326.00 | | 7,337,326.00 | 7,286,600.71 |
| 58272 055_16 SOUTHWESTERN CC SELF INS | 1,554.46 | | 1,554.46 | 1,284.54 |
| 58273 055_25 SOUTHWESTERN COM COL BLDG P | 1,610.52 | | 1,610.52 | 1,449.96 |
| 58274 055_09 SOUTHWESTERN CC OTHER BLDG | 97,801,213.47 | | 97,801,213.47 | 97,012,695.38 |
| 58275 055_20 SOWEST CC FOUNDATION TR | 315,363.83 | | 315,363.83 | 313,041.97 |
| 58490 053_DS GROSS CUY CC 2021C | 1,674,627.19 | | 1,674,627.19 | 282,586.06 |
| 58491 053_DS GROSS CUY CC 2021 REF | 3,320,188.63 | | 3,320,188.63 | 689,662.56 |
| 58492 053_DS GROSS CUY CC 2018 REF | 3,280,260.10 | | 3,280,260.10 | 3,258,418.74 |
| 58493 053_DS GROSS CUY CC 2018B | 3,445,501.53 | | 3,445,501.53 | 775,893.50 |
| 58494 053_DS GROSS CUY CC 2013 REF BONDS | 89,847.78 | | 89,847.78 | 89,198.88 |
| 58495 053_DS GROSS CUY CC 2012 ELEC 2013 | 368,379.54 | | 368,379.54 | 365,670.79 |
| 58496 053_DS GROSS CUY COMM COLL 2008C | 20,398,805.24 | | 20,398,805.24 | 1,203,866.99 |
| 58497 053_DS GROSS CUY COMM COLL 2008 RE | 3.93 | | 3.93 | 3.90 |
| 58498 053_DS GROSS CUY COMM COL 2005 B | (2,683,216.47) | (2,683,216.67) | 0.20 | 0.20 |
| 58499 053_DS GROSS CUY COMM COL 2003A | 74,593,381.25 | 74,593,381.25 | | |
| 58501 055_DS SOUTHWESTERN CC DS 00 01/20 | 65,566,910.10 | 65,566,910.10 | | |
| 58502 055_DS SOUTHWESTERN CC 2004 | 102,549,185.59 | 97,961,760.00 | 4,587,425.59 | 381,853.30 |
| 58503 055_DS SOUTHWESTERN CC REF 2005B | (3,013,990.20) | (3,013,999.83) | 9.63 | 9.56 |
| 58504 055_DS SOUTHWESTERN CC PROP R 2009 | 1.61 | | 1.61 | 1.60 |
| 58505 055_DS SOUTHWESTERN CC 2008 ELEC 2 | 7.29 | | 7.29 | 7.24 |
| 58506 055_DS SOUTHWESTERN CC 2008 ELEC 2 | 633,662.86 | | 633,662.86 | 629,003.47 |
| 58508 055_DS SOUTHWESTERN CC 2015 REF | 5,152,310.44 | | 5,152,310.44 | 1,150,600.12 |
| 58509 055_DS SOUTHWESTERN CC 2008 ELEC 2 | 166.87 | | 166.87 | 165.65 |
| 58510 055_DS SOUTHWESTERN CC 2016 REF A | 168.42 | | 168.42 | 167.19 |
| 58511 055_DS SOUTHWESTERN CC 2016 REF B | 5,491,699.32 | | 5,491,699.32 | 1,233,932.32 |
| 58512 055_DS SOUTHWESTERN CC 2016 ELEC 2 | 3,203,820.34 | | 3,203,820.34 | 597,850.42 |
| 58513 055_DS SOUTHWESTERN CC PROP R 2020 | 3,190,447.10 | | 3,190,447.10 | 663,974.82 |
| 58514 055_DS SOUTHWESTERN CC PROP R 2020 | 1,635,323.54 | | 1,635,323.54 | 183,077.20 |
| 58515 055_DS SOUTHWESTERN CC MEAS Z 2020 | 776,828.12 | 23,828.74 | 752,999.38 | 1,335.48 |
| 58516 055_DS SOUTHWESTERN CC 2021 REF | 3,443,176.28 | | 3,443,176.28 | 719,582.60 |
| 58517 055_DS SOUTHWESTERN CC 2021C | 1,255,503.60 | | 1,255,503.60 | 182,331.22 |
| 58518 052_DS PALOMAR CC DS 2006D | 5,582,430.45 | | 5,582,430.45 | 1,468,328.57 |
| 58519 052_DS PALOMAR CC DS 2006C | 2,870,072.33 | | 2,870,072.33 | 590,756.37 |
| 58520 052_DS PALOMAR CC DS 2006A | 3.17 | | 3.17 | 3.15 |
| 58521 052_DS PALOMAR CC DS 2006B | 6,431,642.85 | | 6,431,642.85 | 1,357,795.51 |
| 58522 052_DS PALOMAR CC 2015 GO REF BOND | 2,029,949.09 | | 2,029,949.09 | 2,003,133.56 |
| 58523 052_DS PALOMAR CC 2017 REF | 3,412,245.22 | | 3,412,245.22 | 1,171,555.53 |
| 58524 052_DS PALOMAR CC 2020 REF | 6,770,801.14 | | 6,770,801.14 | 1,812,805.54 |
| 58525 052_DS_PALOMAR CC 2021 GO REF | 4,344,437.69 | | 4,344,437.69 | 1,201,064.61 |
| 58535 054_DS MIRACOSTA CC 2016A | 2,494,886.02 | | 2,494,886.02 | 415,515.19 |
| 58536 054_DS MIRACOSTA CC 2016B | 6,518,126.49 | | 6,518,126.49 | 885,801.50 |
| 58537 054_DS MIRACOSTA CCD 2016C | 6,819,392.23 | | 6,819,392.23 | 749,129.44 |

# PERIODIC FINANCIAL STATEMENT - SCHEDULE OF BALANCE SHEET AND CASH TOTALS BY FUND - GL040

Date:14-AUG-2025 13:05:11

COSD
Current Period: JUL-25

Currency: USD
No specific FUND requested

| FUND | ASSETS | LIABILITIES | FUND BALANCE | CASH |
|---|---|---|---|---|
| 58540 055_DS SOUTHWESTERN CC 2021D | 5,109,582.00 | | 5,109,582.00 | 779,470.25 |
| 58541 055_DS SOUTHWESTERN CC 2021F | 1,984,380.70 | | 1,984,380.70 | 275,200.10 |
| 58550 060_DS SD CC SERIES 2003A | 111,576,942.10 | 111,576,942.10 | | |
| 58551 060_DS SD CC SERIES 2003B | (8,003,395.83) | (8,003,395.83) | | |
| 58553 060_DS SAN DIEGO COMM COLL PROP S | 3,682.58 | | 3,682.58 | 3,655.83 |
| 58554 060_DS SAN DIEGO COMM COLL 2011 RE | 249.08 | | 249.08 | 247.26 |
| 58555 060_DS SAN DIEGO COMM COLL 2008 EL | 520.15 | | 520.15 | 516.35 |
| 58556 060_DS SAN DIEGO COMM COLL 2002 EL | 344,815.03 | | 344,815.03 | 342,279.57 |
| 58557 060_DS SAN DIEGO CC 2012 REF | 49,074.41 | | 49,074.41 | 48,718.93 |
| 58558 060_DS SDCCD 2006 SERIES 2013 | 425,664.21 | | 425,664.21 | 422,536.13 |
| 58559 060_DS SDCCD 2002 SERIES 2013 | 495,976.25 | | 495,976.25 | 492,329.27 |
| 58560 060_DS SDCCD 2006 SERIES 2016 | 8,614,266.97 | | 8,614,266.97 | 1,185,554.56 |
| 58561 060_DS SDCCD 2016 REF | 29,631,368.41 | | 29,631,368.41 | 5,728,241.33 |
| 58562 060_DS SDCC2019REF PROPNS SERA | 38,597,754.63 | | 38,597,754.63 | 7,922,842.24 |
| 58563 060_DS SDCC2019REF PROPNS SERB | 4,088,987.15 | | 4,088,987.15 | 953,676.47 |
| 58564 060_DS SDCCD 2021 REF | 18,144,540.02 | | 18,144,540.02 | 4,105,651.35 |
| 58565 060_DS SDCCD 2024 REF | 6,796,311.21 | | 6,796,311.21 | 2,808,558.31 |
| 58566 060_DS SDCCD SERIES 2025 A-1 | 48,519,087.81 | | 48,519,087.81 | 30,936,917.03 |
| 58567 060_DS SDCCD SERIES 2025 A-2 | 5,336,345.26 | | 5,336,345.26 | 686,118.85 |
| 58570 061_DS POWAY USD 2025 REF | 8,894,863.61 | | 8,894,863.61 | 25,332.30 |
| 61000 CO OFFICERS CASH OVERAGE | 16,968.80 | | 16,968.80 | 16,968.80 |
| 61003 AAA VOLUNTEER RECOGNITION | 45,440.69 | | 45,440.69 | 45,098.38 |
| 61005 EMS - MADDY FUND | 531,857.03 | | 531,857.03 | 518,863.80 |
| 61006 CIVIL DEFENSE TRUST | 15,192.09 | | 15,192.09 | 15,192.09 |
| 61008 STATE EMT FEE COLLECTIONS | 29,288.48 | 221.00 | 29,067.48 | 29,288.48 |
| 61010 AWM SUSPENSE FUND | 490.19 | | 490.19 | 490.19 |
| 61011 2024 FLOOD REIMBURSMENT FUND | 476.96 | | 476.96 | 473.59 |
| 61018 AUDITOR SUSPENSE TRUST | 39,736.40 | | 39,736.40 | 39,736.40 |
| 61019 COUNTY OFFICER CASH SHORTAGES | 447.95 | | 447.95 | 447.95 |
| 61020 AB780 EQUIPMENT AND REG | 78,480.13 | | 78,480.13 | 78,480.13 |
| 61022 SALES AND USE TAX CLEARING FUND | 167,046.83 | 128,355.37 | 38,691.46 | 167,046.83 |
| 61023 BACK UP WITHHOLDING FOR FTB 7% | 3,987.83 | 210.75 | 3,777.08 | 3,987.83 |
| 61025 COUNTY LOCAL REVENUE FUND 2011 | 59,422,158.36 | | 59,422,158.36 | 59,422,158.36 |
| 61026 LOCAL COMMUNITY CORRECTIONS | 146,880,451.64 | 14,213,871.00 | 132,666,580.64 | 146,880,451.64 |
| 61027 DPLU SUSPENSE FUND | (175,577.49) | | (175,577.49) | (175,577.49) |
| 61029 FIRESTORM 2007 TRUST FUND | 791,258.89 | | 791,258.89 | 791,258.89 |
| 61032 LOCAL INNOVATION SUBACCOUNT | 6,050,954.05 | | 6,050,954.05 | 6,050,954.05 |
| 61036 AUDITOR OFF HWY LIC FEES | 523,102.76 | | 523,102.76 | 523,102.76 |
| 61040 ARPA TRUST FUND | 65,577,367.98 | | 65,577,367.98 | 65,577,367.98 |
| 61042 CO INVESTOR RELATIONS PRG | 266,440.84 | | 266,440.84 | 264,725.01 |
| 61045 CLERK BOARD OF SUPERVISOR | 654,000.00 | | 654,000.00 | 654,000.00 |
| 61060 BOARD SPECIAL EVENTS TRUST FUND | 26,015.06 | | 26,015.06 | 26,015.06 |
| 61075 CTN SPONSORSHIP TRUST MPR | 15,771.34 | | 15,771.34 | 15,771.34 |
| 61079 PD REVOCATION HEARINGS | 9,855,247.52 | | 9,855,247.52 | 9,855,247.52 |

# PERIODIC FINANCIAL STATEMENT - SCHEDULE OF BALANCE SHEET AND CASH TOTALS BY FUND - GL040

Date:14-AUG-2025 13:05:11

COSD
Current Period: JUL-25

Currency: USD
No specific FUND requested

| FUND | ASSETS | LIABILITIES | FUND BALANCE | CASH |
|---|---|---|---|---|
| 61084 DISTRICT ATTORNEY | 1,024,143.72 | | 1,024,143.72 | 961,073.91 |
| 61085 DA REVOCATION HEARINGS | 13,779,283.51 | | 13,779,283.51 | 13,779,283.51 |
| 61087 CHILD SUPPORT IVD FUNDING | 4,676,048.00 | | 4,676,048.00 | 4,676,048.00 |
| 61090 D A NARCOTICS SEIZURES | 7,143,050.62 | 51,840.11 | 7,091,210.51 | 7,090,626.23 |
| 61093 D A REGIONAL AUTO THEFT | 5,118,921.57 | | 5,118,921.57 | 5,118,921.57 |
| 61096 D A REAL ESTATE FRAUD PROS | 1,805,088.25 | | 1,805,088.25 | 1,805,088.25 |
| 61102 JUDGE GRANT ASSET FORFEIT | 441,870.74 | | 441,870.74 | 438,621.60 |
| 61106 GF DISP PRPTX INC AB1484TRUEUP | 45,861,433.47 | | 45,861,433.47 | 45,524,208.24 |
| 61111 COUNTY LIBRARY | 1,075,224.16 | | 1,075,224.16 | 1,067,174.05 |
| 61114 CO LIBRARY SAN MARCOS | 373,976.68 | | 373,976.68 | 370,847.56 |
| 61117 EDGEMOOR OTHER FUNDS | 54,715.58 | | 54,715.58 | 54,415.58 |
| 61120 EDGEMOOR PATIENTS FUNDS | 424,648.78 | | 424,648.78 | 418,860.05 |
| 61123 ENVIRONMENTAL HEALTH | 7,079,962.62 | 864,853.09 | 6,215,109.53 | 7,079,962.62 |
| 61124 DEH SUSPENSE FUND | (119,124.51) | 1,886.00 | (121,010.51) | (119,124.51) |
| 61129 PUB HLTH VIT AND HLTH STAT | 506,844.96 | | 506,844.96 | 506,844.96 |
| 61130 DHS LPH PREPAREDNESS | 589,728.72 | 571,200.96 | 18,527.76 | 586,640.92 |
| 61134 CHILD PASSENGER SAFETY | 1,602.57 | | 1,602.57 | 1,602.57 |
| 61142 STORMWATER TRUST FUND | 1,172,664.32 | | 1,172,664.32 | 1,158,272.71 |
| 61143 LEA ASSISTANCE GRANT | 36,456.10 | | 36,456.10 | 36,187.98 |
| 61148 HHSA DONATION FUND | 341,371.97 | | 341,371.97 | 341,371.97 |
| 61149 STATE SHARE FEES COLLECTIONS | 259,656.50 | | 259,656.50 | 259,656.50 |
| 61157 MENTAL HEALTH WIC 5892 | 241,193,008.42 | 237,485,644.44 | 3,707,363.98 | 239,360,888.06 |
| 61158 BEHAVIORAL HEALTH IMPACT FUND | 21,617,247.89 | | 21,617,247.89 | 21,617,247.89 |
| 61165 AB75 HEALTH EDUCATION | 633,590.54 | 599,974.00 | 33,616.54 | 629,214.47 |
| 61166 PROP 56 TOBACCO TAX INC 2016 | 250,508.35 | 223,024.21 | 27,484.14 | 247,271.06 |
| 61168 PHYSICIAN EMS SB12 612 | 3,852,424.22 | | 3,852,424.22 | 3,825,945.97 |
| 61249 H R COMM STATUS OF WOMEN | 1,469.82 | | 1,469.82 | 1,469.82 |
| 61250 EMPLOYEE WELLNESS PROGRAM | 418,380.29 | | 418,380.29 | 418,380.29 |
| 61253 2024 STORM EVENT INS CLAIMS | 106,154.89 | | 106,154.89 | 106,154.89 |
| 61264 ANIMAL CONT PUBLIC ED | 699,248.73 | 5,427.58 | 693,821.15 | 694,986.04 |
| 61265 MEDICAL EXPENSE FUND | 200,631.44 | 175.00 | 200,456.44 | 200,631.44 |
| 61281 SO CO ANIMAL SHELTER BLDNG | 124,470.12 | | 124,470.12 | 123,642.38 |
| 61282 NO CO ANIMAL SHELT BLDG | 8,506.10 | | 8,506.10 | 8,443.55 |
| 61309 PROBATION DONATIONS | 25,950.02 | | 25,950.02 | 5,812.32 |
| 61312 PUBLIC ADMINISTRATOR | 71,099.11 | | 71,099.11 | 70,576.31 |
| 61315 RECORDER MICROGRAPHICS | 6,594,429.17 | | 6,594,429.17 | 6,594,429.17 |
| 61317 E RECORDING TRUST FUND | 5,236,777.11 | | 5,236,777.11 | 5,236,777.11 |
| 61318 RECORDER MODERNIZATION | 18,422,173.29 | | 18,422,173.29 | 18,422,173.29 |
| 61319 UMBILICAL CORD BLOOD | 25,296.00 | | 25,296.00 | 25,296.00 |
| 61321 RECORDER VITAL HLTH STATS | 3,505,612.26 | | 3,505,612.26 | 3,505,612.26 |
| 61322 RECORDER MISS PERSONS D | 3,239.50 | | 3,239.50 | 3,239.50 |
| 61324 REGISTRAR OF VOTERS | 7,761,795.18 | 582.56 | 7,761,212.62 | 7,761,795.18 |
| 61325 HELP AMERICA VOTE ACT (HAVA) | 8,950.31 | | 8,950.31 | 8,884.50 |
| 61330 ASSESSOR | 2,306.11 | | 2,306.11 | 2,306.11 |

# PERIODIC FINANCIAL STATEMENT - SCHEDULE OF BALANCE SHEET AND CASH TOTALS BY FUND - GL040

Date:14-AUG-2025 13:05:11

COSD
Current Period: JUL-25

Currency: USD
No specific FUND requested

| FUND | ASSETS | LIABILITIES | FUND BALANCE | CASH |
|---|---|---|---|---|
| 61331 BUILDING HOMES AND JOBS TRUST FUND | 1,494,825.00 | | 1,494,825.00 | 1,494,825.00 |
| 61333 SHERIFF | 4,366,361.84 | 11,040.18 | 4,355,321.66 | 3,850,718.43 |
| 61334 CONTRACT CITY INSURANCE LIAB | 1,386,701.38 | | 1,386,701.38 | 1,386,701.38 |
| 61335 SHERIFF HIDTA FUND | 1,245,468.15 | | 1,245,468.15 | 1,245,468.15 |
| 61337 SHERIFF FINGERPRINT ID | 10,522,831.16 | | 10,522,831.16 | 10,439,842.77 |
| 61345 SHERIFF RESERVES FUND | 41,647.52 | | 41,647.52 | 41,647.52 |
| 61346 SHERIFF RCS FUND | 9,440,578.49 | | 9,440,578.49 | 9,352,476.32 |
| 61349 TTC TRAINING AND EDUCATION | 33,776.15 | | 33,776.15 | 33,776.15 |
| 61360 SOC SERV CLEARING FUND | 56,473,376.05 | | 56,473,376.05 | 56,473,376.05 |
| 61405 WATERFRONT OPERATION AND MTNCE | 1,274,975.22 | | 1,274,975.22 | 1,274,975.22 |
| 61406 SWEETWATER VALLEY LL-ART TURF | 233,583.39 | | 233,583.39 | 231,865.74 |
| 61407 LAND STEWARDSHIP-MSCP MITIGAT | 1,110,936.18 | | 1,110,936.18 | 1,102,767.31 |
| 61408 PARKS AND RECREATION | 91,873.37 | 1,315.20 | 90,558.17 | 91,873.37 |
| 61409 LAKESIDE SKATE PARK | 89,342.28 | | 89,342.28 | 88,685.34 |
| 61410 PKS VARIOUS PROJECTS INT FUND | 2,799,429.42 | | 2,799,429.42 | 2,780,938.15 |
| 61411 SANTA MARIA CK FLOOD PROTECTION | 239,956.20 | | 239,956.20 | 238,191.77 |
| 61412 PKS VARIOUS PROJECTS FUND | 4,647,822.90 | | 4,647,822.90 | 4,647,822.90 |
| 61413 PKS NAMING RIGHTS FUND | 47,749.00 | | 47,749.00 | 47,749.00 |
| 61414 SHERIFFS CIVIL AUTOMAT | 1,866,059.67 | | 1,866,059.67 | 1,866,059.67 |
| 61415 SHERIFF MENTAL HEALTH TRAINING | 9,413.48 | | 9,413.48 | 9,344.26 |
| 61416 BHC MENTAL HEALTH DIVERSION | 504,694.47 | | 504,694.47 | 504,694.47 |
| 61417 SHERIFFS VEH INSPECT FEE | 35,908.01 | | 35,908.01 | 35,908.01 |
| 61419 REGIONAL COMM SYS REPLACEMENT | 271,460.46 | | 271,460.46 | 271,460.46 |
| 61420 ASTREA | 5,082,800.53 | | 5,082,800.53 | 5,082,800.53 |
| 61421 SHERIFF DONATION FUND | 278,016.29 | | 278,016.29 | 278,016.29 |
| 61422 DISARMING PROHIBITED PERSONS | 608,032.24 | | 608,032.24 | 608,032.24 |
| 61424 CORONAVIRUS EMERG SUPP FUND | 41,866.24 | | 41,866.24 | 41,558.39 |
| 61425 SB1383 CALRECYCLE LOCAL ASST | 257,975.05 | | 257,975.05 | 247,763.44 |
| 61426 USED OIL PAYMENT PROGRAM | 51,932.32 | | 51,932.32 | 51,198.17 |
| 61427 BEVERAGE CONTAINER CCPP | 91,384.32 | | 91,384.32 | 89,422.95 |
| 61465 DNA IDENTIFICATION FUND | 150,807.08 | | 150,807.08 | 150,104.61 |
| 61466 DNA IDENTIFICATION FUND II | 1,490,864.55 | | 1,490,864.55 | 1,479,969.68 |
| 61467 DNA IDENTIFICATION FUND III | 602,068.53 | | 602,068.53 | 599,480.28 |
| 61470 REAL ESTATE SERVICES SECURITY DEPO | 85,305.27 | 36,641.38 | 48,663.89 | 85,305.27 |
| 61480 ENERGY EFFICIENCY TRUST FUND | 662,607.31 | | 662,607.31 | 662,607.31 |
| 61504 2018 HGV IA1 BOND FUND | 779.39 | | 779.39 | |
| 61505 2018 HGV IA1 REDEMPTION FUND | 202,870.33 | | 202,870.33 | |
| 61506 2018 HGV IA1 ADMIN FUND | 24,976.28 | | 24,976.28 | |
| 61507 2018 HGV IA1 RESERVE FUND | 2,281,555.42 | | 2,281,555.42 | |
| 61508 2018 HGV IA1 SURPLUS FUND | 169,981.54 | | 169,981.54 | |
| 61510 2020 HGV IA2 BOND FUND | 564.86 | | 564.86 | |
| 61511 2020 HGV IA2 REDEMPTION FUND | 149,483.40 | | 149,483.40 | |
| 61512 2020 HGV IA2 ADMIN FUND | 21,126.70 | | 21,126.70 | |
| 61513 2020 HGV IA2 RESERVE FUND | 1,896,655.04 | | 1,896,655.04 | |

# PERIODIC FINANCIAL STATEMENT - SCHEDULE OF BALANCE SHEET AND CASH TOTALS BY FUND - GL040

Date:14-AUG-2025 13:05:11

COSD

Current Period: JUL-25

Currency: USD

No specific FUND requested

| FUND | ASSETS | LIABILITIES | FUND BALANCE | CASH |
|---|---|---|---|---|
| 61514 2020 HGV IA2 SURPLUS FUND | 188,645.73 | | 188,645.73 | |
| 61515 2020 HGV IA2 REBATE FUND | 49,307.02 | | 49,307.02 | |
| 63000 CURRENT SEC TAXES AUDITOR | 85,075,510.19 | 82,499,443.87 | 2,576,066.32 | 2,576,066.32 |
| 63005 CURRENT SEC TAXES TAX COL | 23,915,109.60 | | 23,915,109.60 | 23,915,109.60 |
| 63010 SEC TAXES SRMS TAX COL | 668.43 | | 668.43 | 668.43 |
| 63015 CUR SEC IMMED CKS PROC TC | 397.94 | | 397.94 | 397.94 |
| 63020 CUR SEC ELECTRONIC FD TRF | 2,937,127.95 | | 2,937,127.95 | 2,937,127.95 |
| 63030 PRIOR SEC TAXES AUDITOR | 205,729,906.32 | 205,729,906.32 | | |
| 63035 PRIOR SEC TAXES TAX COL | 15,565,422.24 | | 15,565,422.24 | 15,565,422.24 |
| 63040 CURRENT UNSEC TAX AUDITOR | 322,847,214.80 | 206,740,824.40 | 116,106,390.40 | 116,106,390.40 |
| 63045 CURRENT UNSEC TAXES TX CL | 57,363,172.86 | | 57,363,172.86 | 57,363,172.86 |
| 63101 TAX SALES 2005 | 6,571,325.56 | | 6,571,325.56 | 6,571,325.56 |
| 63103 TAX SALES 2007 | 435,469.52 | | 435,469.52 | 435,469.52 |
| 63105 TAX SALES 2009 | 334,216.65 | | 334,216.65 | 334,216.65 |
| 63106 TAX SALES 2010 | 384,989.22 | | 384,989.22 | 384,989.22 |
| 63107 TAX SALES 2011 | 1,425,541.54 | | 1,425,541.54 | 1,425,541.54 |
| 63108 TAX SALES 2013 | 602,999.59 | | 602,999.59 | 602,999.59 |
| 63180 PRIOR UNSEC TAXES AUDITOR | 122,303,150.16 | 122,303,150.16 | | |
| 63185 PRIOR UNSEC TAXES TAX COL | 3,984,511.58 | | 3,984,511.58 | 3,984,511.58 |
| 63205 RACE HORSE TAX TAX COLL | 188.83 | | 188.83 | 188.83 |
| 63220 MISCELLANEOUS TAX TAX COL | 293,284.80 | | 293,284.80 | 293,284.80 |
| 63230 PREPAID UNSEC TAX TAX COL | 1,064,810.53 | | 1,064,810.53 | 1,064,810.53 |
| 63270 REAL PROP TRSF TAX RECRD | 4,439,820.16 | 3,370.35 | 4,436,449.81 | 4,439,820.16 |
| 63277 ERAF SUB ACCOUNT | 3,661,708.96 | | 3,661,708.96 | 3,661,708.96 |
| 63280 UNAPPORT PROP TAX RLF TST | 74,435.69 | | 74,435.69 | 74,435.69 |
| 63285 TAX TRUST FUND INTEREST | 9,563,571.65 | | 9,563,571.65 | 4,102,985.34 |
| 63565 REFUNDABLE SECURED TAXES | 4,600,628.94 | | 4,600,628.94 | 4,600,628.94 |
| 63570 REFUNDABLE UNSECURED TAX | 401,536.52 | | 401,536.52 | 401,536.52 |
| 63575 REFUNDABLE SB813 TAX COLL | 1,656,556.28 | | 1,656,556.28 | 1,656,556.28 |
| 63580 PR YR REDEMPTIONS RED | 6,659,536.68 | | 6,659,536.68 | 6,659,536.68 |
| 63585 PR YR SB813 REDMP RED | 1,220,725.89 | 5,406.93 | 1,215,318.96 | 1,220,725.89 |
| 63590 PR YR UNSECURED REFUNDS | 1,540,935.04 | | 1,540,935.04 | 1,540,935.04 |
| 63595 RECORD FEES RECISION T C | 160.00 | | 160.00 | 160.00 |
| 63600 STATE TRST TAX REDEMP FEE | 19,425.00 | | 19,425.00 | 19,425.00 |
| 63610 UNAPPORTIONED AGCY REFUND | (3,824,005.22) | | (3,824,005.22) | (3,824,005.22) |
| 63620 VLF PROPERTY TAX COMPENSATION | 308,665.81 | | 308,665.81 | 185,460.51 |
| 64030 SUCCESSOR AGENCY RPTTF - CARLSBAD | 43,831.83 | | 43,831.83 | |
| 64031 SUCCESSOR AGENCY RPTTF - CHULA VIS | 435,639.44 | | 435,639.44 | 366,063.87 |
| 64032 SUCCESSOR AGENCY RPTTF - CORONADO | 691,674.51 | | 691,674.51 | 610,200.19 |
| 64033 SUCCESSOR AGENCY RPTTF - EL CAJON | 541,237.69 | | 541,237.69 | 486,635.83 |
| 64034 SUCCESSOR AGENCY RPTTF - ESCONDIDO | 886,808.21 | | 886,808.21 | 787,100.93 |
| 64035 SUCCESSOR AGENCY RPTTF - IMPERIAL | 521,037.85 | | 521,037.85 | 465,047.67 |
| 64036 SUCCESSOR AGENCY RPTTF - LA MESA | 113,119.22 | | 113,119.22 | 101,128.04 |
| 64037 SUCCESSOR AGENCY RPTTF - LEMON GRO | 227,512.81 | | 227,512.81 | 211,119.22 |

# PERIODIC FINANCIAL STATEMENT - SCHEDULE OF BALANCE SHEET AND CASH TOTALS BY FUND - GL040

Date:14-AUG-2025 13:05:11

COSD

Current Period: JUL-25

Currency: USD

No specific FUND requested

| FUND | ASSETS | LIABILITIES | FUND BALANCE | CASH |
|---|---|---|---|---|
| 64038 SUCCESSOR AGENCY RPTTF - NATIONAL | 575,115.43 | | 575,115.43 | 510,118.55 |
| 64039 SUCCESSOR AGENCY RPTTF - OCEANSIDE | 392,225.63 | | 392,225.63 | 341,436.91 |
| 64040 SUCCESSOR AGENCY RPTTF - CITY OF S | 6,878,370.21 | | 6,878,370.21 | 6,015,148.50 |
| 64041 SUCCESSOR AGENCY RPTTF - SAN MARCO | 1,932,803.60 | | 1,932,803.60 | 1,672,315.36 |
| 64042 SUCCESSOR AGENCY RPTTF - SANTEE | 510,944.16 | | 510,944.16 | 464,916.88 |
| 64043 SUCCESSOR AGENCY RPTTF - POWAY | 1,422,051.95 | | 1,422,051.95 | 1,281,428.09 |
| 64044 SUCCESSOR AGENCY RPTTF - SOLANA BE | 63,561.33 | | 63,561.33 | 56,910.06 |
| 64045 SUCCESSOR AGENCY RPTTF - VISTA | 835,504.32 | | 835,504.32 | 737,077.71 |
| 64046 SUCCESSOR AGENCY RPTTF - COUNTY OF | 195,725.15 | | 195,725.15 | 182,117.39 |
| 64067 SA DISSOLUTION-CARLSBAD | 368,141.58 | | 368,141.58 | 367,974.67 |
| 64070 GRANTVILLE NORTH EMBAR AGRMT | 4,017,991.76 | | 4,017,991.76 | 3,988,446.94 |
| 64071 GRANTVILLE JOINT PROJECT AGMT | 1,010,018.18 | | 1,010,018.18 | 1,002,591.38 |
| 66007 COUNTY REFUNDS | 29,236.00 | 29,236.00 | | 29,236.00 |
| 66009 REV AND REC COLL REVENUE | 4,617,725.13 | 233,504.07 | 4,384,221.06 | 4,617,725.13 |
| 66012 REV AND REC ESCHEATMENT | 180,433.64 | | 180,433.64 | 180,433.64 |
| 66014 ORR-VICTIM SERVICES FUND | 134,842.04 | | 134,842.04 | 134,842.04 |
| 66016 WORKPLACE JUSTICE FUND | 240,286.44 | | 240,286.44 | 238,391.72 |
| 66017 WAGE THEFT RETENTION FUND | 936,662.80 | (5,281.29) | 941,944.09 | 936,662.80 |
| 66021 DOMESTIC VIOLENCE FUND | 291,754.55 | | 291,754.55 | 291,754.55 |
| 66024 COMMUNITY SER BLOCK GRANT | 1,510,043.39 | 1,119,997.45 | 390,045.94 | 1,500,217.49 |
| 66027 ABANDONED PERSONAL PROP | 136,778.45 | | 136,778.45 | 136,778.45 |
| 66030 SHERIFFS WARRANT AUTOMAT | 988,304.47 | | 988,304.47 | 980,483.32 |
| 66033 DHS MAA TCM COUNTY LEAD | 10,036,441.27 | | 10,036,441.27 | 10,036,441.27 |
| 66041 OPIOID SETTLEMENT FRAMEWORK | 55,351,832.21 | 53,072,571.88 | 2,279,260.33 | 54,938,230.64 |
| 66042 DRUG PROGRAM SB921 | 71,800.48 | | 71,800.48 | 71,800.48 |
| 66048 ALCOHOL PROGRAM AB 2086 | 1,213,503.43 | | 1,213,503.43 | 1,213,503.43 |
| 66051 ALCOHOL ED PVT SB 920 | 267,953.80 | | 267,953.80 | 267,953.80 |
| 66057 COUNTY CLERK FEES | 47,011.03 | | 47,011.03 | 47,011.03 |
| 66060 CO CLERK ADMIN INSTRUCT | 138,228.37 | | 138,228.37 | 138,228.37 |
| 66063 CO CLK FISH AND GAME AB3158 | 20,323.50 | | 20,323.50 | 20,323.50 |
| 66072 RECOVERED COSTS AB2890 | 1,370,227.17 | | 1,370,227.17 | 1,370,227.17 |
| 66075 SHERIFFS DISBURSE FEES | 386,157.81 | | 386,157.81 | 386,157.81 |
| 66077 DA LIFE ANNUITY CONSUMER PROT | 122,974.11 | | 122,974.11 | 117,196.00 |
| 66078 DA AUTO INS FRAUD | 1,820,217.91 | | 1,820,217.91 | 1,805,587.88 |
| 66079 DA WORKER COMP INS FRAU | 5,752,959.09 | | 5,752,959.09 | 5,738,818.56 |
| 66080 DA DISABILITY AND HEALTH INS FRAUD | 508,191.64 | | 508,191.64 | 503,844.80 |
| 66082 DEDICATED CRIMINAL FINES K-12 | 29,794,901.06 | | 29,794,901.06 | 29,550,478.70 |
| 66102 CAP DISPUTE RESOL PROG | 991,818.02 | | 991,818.02 | 984,567.12 |
| 66103 STATE EMER RENT ASSIST PRG | 26,347.09 | | 26,347.09 | 26,153.36 |
| 66104 EMER RENT ASSIST PROG | 110,261.54 | | 110,261.54 | 109,450.80 |
| 66105 POLINSKY CTR DONATIONS | 364,711.25 | | 364,711.25 | 363,211.25 |
| 66107 PERM LOCAL HSG ALLOC - PLHATF | 3,083,375.24 | | 3,083,375.24 | 3,062,175.70 |
| 66110 INNOVATIVE HOUSING TRUST FUND | 34,625,534.52 | | 34,625,534.52 | 34,324,499.50 |
| 66112 NPLH TRUST FUND | 18,282,598.78 | | 18,282,598.78 | 18,096,411.44 |

# PERIODIC FINANCIAL STATEMENT - SCHEDULE OF BALANCE SHEET AND CASH TOTALS BY FUND - GL040

Date:14-AUG-2025 13:05:11

COSD

Current Period: JUL-25

Currency: USD

No specific FUND requested

| FUND | ASSETS | LIABILITIES | FUND BALANCE | CASH |
|---|---|---|---|---|
| 66113 NPLH WINDSOR POINTE COSR TF | 6,336,886.81 | | 6,336,886.81 | 6,290,290.94 |
| 66114 CALHOME TRUST FUND | 114,585.01 | | 114,585.01 | 113,331.39 |
| 66115 2018 HGV IA1 SPECIAL TAX FUND | 1,060,059.70 | | 1,060,059.70 | |
| 66116 2020 HGV IA2 SPECIAL TAX FUND | 851,439.91 | | 851,439.91 | |
| 66118 NPLH ANITA STREET COSR TF | 4,950,785.89 | | 4,950,785.89 | 4,914,369.31 |
| 66119 NPLH VALLEY SR VILLAGE COSR TF | 5,126,148.62 | | 5,126,148.62 | 5,088,444.71 |
| 66129 PUBLIC SAFETY AUGMENTATON | 40,653,096.43 | | 40,653,096.43 | 40,653,096.43 |
| 66130 CRIMINALISTICS LAB FUND | 20,158.90 | | 20,158.90 | 20,158.90 |
| 66136 SLESF VLF JUV JUSTICE CRIME PREV | 36,977,962.82 | 6,080,225.78 | 30,897,737.04 | 36,977,962.82 |
| 66137 EAST COUNTY TULE ESJ FMF | 451,801.72 | | 451,801.72 | 448,479.56 |
| 66141 SLESF DA CRIMINAL PROS | 668,738.53 | | 668,738.53 | 668,738.53 |
| 66144 SLESF FRONT LINE LAW ENF | 72,911.37 | | 72,911.37 | 72,911.37 |
| 66146 CTU AB1628 REALIGNMENT FUND | 4,523,880.66 | 152,257.21 | 4,371,623.45 | 4,523,880.66 |
| 66149 YOUTHFUL OFFENDER BLOCK | 5,916,253.27 | 3,877,248.95 | 2,039,004.32 | 5,916,253.27 |
| 66151 JUV PROBATION CAMP FUNDING | 4,290,409.02 | | 4,290,409.02 | 4,290,409.02 |
| 66152 JUVENILE PROBATION ACTIVITIES | 4,046,390.39 | 3,800,000.00 | 246,390.39 | 4,046,390.39 |
| 66159 DA STATE ASSET FORF 15 PERCENT | 369.70 | | 369.70 | 369.70 |
| 66175 DA FUNERAL BURIAL EMERGENCY | 181,533.88 | | 181,533.88 | |
| 66186 J THOMAS SMITH OPERATING | 1,800.96 | | 1,800.96 | 1,728.94 |
| 67150 TEETER TAX LOSSES RESERVE | 18,770,000.00 | | 18,770,000.00 | 18,770,000.00 |
| 69000 WT CLEARANCE CLEARNG FUND | 196,025,279.97 | 196,025,279.97 | | 196,025,279.97 |
| 69002 E-PAYMENT CLEARANCE FUND | 1,465.91 | 1,465.91 | | 1,465.91 |
| 69005 EFT CLEARANCE FUND | 7,138,049.00 | 7,138,049.00 | | 7,138,049.00 |
| 70125 J THOMAS SMITH ENDOWMENT | 7,989.17 | | 7,989.17 | 7,993.35 |
| 70150 LOUIS A STELZER TRUST FND | 552,721.66 | | 552,721.66 | 548,656.30 |
| 70250 WHITAKER ENDOWMENT FUND | 14,501.66 | | 14,501.66 | 12,861.73 |
| 70251 MCCRINK RANCH ENDOWMENT | 890,004.21 | | 890,004.21 | 883,459.89 |
| 70275 SIMON ENDOWMENT | 147,061.69 | | 147,061.69 | 145,980.32 |
| 71000 A R AB719 PROP TAX ADMIN | 183,228.04 | | 183,228.04 | 181,880.74 |
| 71035 HHSA EBT CLEARING FUND | 3,868,729.17 | 3,868,729.17 | | 3,868,729.17 |
| 71110 AB2994 CHILDRENS TRUST FD | 3,379,722.84 | 1,859,951.03 | 1,519,771.81 | 3,379,722.84 |
| 72000 PAYROLL REVOLVING COUNTY | 568,544.52 | (916,712.32) | 1,485,256.84 | 568,544.52 |
| 72025 MANAGEMENT BENEFITS | 1,702,676.61 | | 1,702,676.61 | 1,702,676.61 |
| 74000 INVESTMENT DEFERED COMP | 481,871,053.76 | 481,868,078.58 | 2,975.18 | |
| REPORT TOTAL | 26,020,872,192.82 | 10,816,499,345.35 | 15,201,763,907.28 | 14,352,167,497.90 |

# PERIODIC FINANCIAL STATEMENT - SCHEDULE OF REVENUES AND EXPENDITURES BY FUND AND ORGANIZATIONAL UNIT - GL041

Date:14-AUG-2025 13:12:48

COSD

Current Period: JUL-25

Currency: USD

No specific FUND requested

| FUND | ORG | EXPENDITURES | ENCUMBRANCES | EXPENDITURES & ENCUMBRANCES | REMAINING BUDGET | REVENUE |
|---|---|---|---|---|---|---|
| 10100 GENERAL FUND | 10100 BOARD/SUPERVISORS DIST 1 | 60,329.53 | 311,614.42 | 371,943.95 | 3,530,453.47 | |
| 10100 GENERAL FUND | 10200 BOARD/SUPERVISORS DIST 2 | 96,246.73 | 146,200.74 | 242,447.47 | 3,452,676.39 | |
| 10100 GENERAL FUND | 10300 BOARD/SUPERVISORS DIST 3 | 110,838.71 | 367,644.60 | 478,483.31 | 3,385,884.29 | |
| 10100 GENERAL FUND | 10400 BOARD/SUPERVISORS DIST 4 | 108,243.37 | 63,319.00 | 171,562.37 | 3,478,539.63 | |
| 10100 GENERAL FUND | 10500 BOARD/SUPERVISORS DIST 5 | 112,082.70 | 48,774.84 | 160,857.54 | 3,459,326.30 | |
| 10100 GENERAL FUND | 10600 BOARD/SUPERVISORS GENERAL | 13,582.41 | 460.48 | 14,042.89 | 651,067.40 | |
| 10100 GENERAL FUND | 11150 LEGISLATIVE SERVICES | 39,686.71 | 34.00 | 39,720.71 | 1,862,156.29 | 62.54 |
| 10100 GENERAL FUND | 11160 ASSESSMENT APPEALS | 0.00 | 0.00 | 0.00 | 85,000.00 | |
| 10100 GENERAL FUND | 11165 PUBLIC SERVICES | 71,024.80 | 8,726.69 | 79,751.49 | 2,899,832.20 | 37,733.16 |
| 10100 GENERAL FUND | 11170 EXECUTIVE OFFICE | 38,693.73 | 0.00 | 38,693.73 | 1,127,939.27 | |
| 10100 GENERAL FUND | 11751 EXECUTIVE | 111,877.58 | 29,431.56 | 141,309.14 | 3,939,907.42 | |
| 10100 GENERAL FUND | 11791 OFFICE OF ETHICS AND COMPLIAN | 74,917.54 | 2,178.86 | 77,096.40 | 2,377,438.46 | |
| 10100 GENERAL FUND | 11793 OFFICE OF EQUITY AND RACIAL J | 600.00 | 1,260,689.54 | 1,261,289.54 | 3,214.67 | |
| 10100 GENERAL FUND | 11795 OFFICE OF LABOR STANDARDS AND | 29,182.49 | 9,339.98 | 38,522.47 | 1,434,818.51 | |
| 10100 GENERAL FUND | 11797 OFFICE OF EVALUATION, PERFORM | 119,217.98 | 75,591.47 | 194,809.45 | 5,141,268.22 | |
| 10100 GENERAL FUND | 11801 CO MEMBERSHIPS AND AUDIT | 339,084.78 | 13,018.25 | 352,103.03 | 142,993.22 | |
| 10100 GENERAL FUND | 11810 EDGA ADMINISTRATION | 126,560.44 | 11,596.92 | 138,157.36 | 3,270,749.64 | |
| 10100 GENERAL FUND | 11811 ECONOMIC DEVELOPMENT & PROSPE | 23,206.01 | 0.00 | 23,206.01 | 753,386.99 | |
| 10100 GENERAL FUND | 11812 GRANTS OFFICE | 21,426.72 | 0.00 | 21,426.72 | 847,882.28 | |
| 10100 GENERAL FUND | 12900 COMMUNITY ENHANCEMENT | 33,624.00 | 0.00 | 33,624.00 | 6,353,269.00 | 3,244.56 |
| 10100 GENERAL FUND | 12905 COMMUNITY ENHANCEMENT ARPA | 0.00 | 0.00 | 0.00 | 0.00 | 42.84 |
| 10100 GENERAL FUND | 14000 PUBLIC SAFETY EXEC OFC | (956,528.23) | 5,105,433.38 | 4,148,905.15 | 22,155,341.51 | 71,977.48 |
| 10100 GENERAL FUND | 14001 LAW LIBRARY | 0.00 | 3,861.00 | 3,861.00 | 182,696.00 | |
| 10100 GENERAL FUND | 14003 OFFICE OF COMMUNITY SAFETY | 50,543.81 | 0.00 | 50,543.81 | 7,470,944.19 | |
| 10100 GENERAL FUND | 14550 LAND USE AND ENV EXEC OFC | 148,979.05 | 11,152,527.93 | 11,301,506.98 | 10,432,949.05 | |
| 10100 GENERAL FUND | 14565 SUSTAINABILITY AND ENVIRONMEN | 835,446.40 | 1,550,598.89 | 2,386,045.29 | 1,768,748.47 | |
| 10100 GENERAL FUND | 15650 NEIGHBORHOOD REINVESTMENT PRO | 0.00 | 0.00 | 0.00 | 2,000,000.00 | 15,014.25 |
| 10100 GENERAL FUND | 15655 NEIGHBORHOOD REINVESTMENT PRO | 0.00 | 0.00 | 0.00 | 2,000,000.00 | |
| 10100 GENERAL FUND | 15660 NEIGHBORHOOD REINVESTMENT PRO | 0.00 | 0.00 | 0.00 | 2,000,000.00 | 3,550.61 |
| 10100 GENERAL FUND | 15665 NEIGHBORHOOD REINVESTMENT PRO | 0.00 | 0.00 | 0.00 | 2,000,000.00 | 504.12 |
| 10100 GENERAL FUND | 15670 NEIGHBORHOOD REINVESTMENT PRO | 0.00 | 0.00 | 0.00 | 2,000,000.00 | 4,242.64 |
| 10100 GENERAL FUND | 16250 OFFICE OF AUDITS&ADVISORY SVC | 138,471.82 | 70,936.76 | 209,408.58 | 4,651,744.18 | |
| 10100 GENERAL FUND | 16265 ADMIN AUDITOR CONTROLLER | 24,023.63 | 10,000.00 | 34,023.63 | 1,961,264.37 | 25.00 |
| 10100 GENERAL FUND | 16270 ADMINISTRATIVE SERVICES | 44,645.24 | 76,669.90 | 121,315.14 | 2,875,331.20 | |
| 10100 GENERAL FUND | 16281 FINANCIAL ACCOUNTING & REPORT | 76,599.23 | 1,432.11 | 78,031.34 | 3,207,485.77 | 1,752.59 |
| 10100 GENERAL FUND | 16283 PROJECTS REVENUE & GRANTS ACC | 88,462.38 | 363.99 | 88,826.37 | 3,420,455.62 | 2,063.40 |
| 10100 GENERAL FUND | 16285 ACCOUNTS PAYABLE | 60,405.28 | 4,911.73 | 65,317.01 | 2,280,343.72 | 89,879.59 |
| 10100 GENERAL FUND | 16290 CENTRAL PAYROLL ADMINISTRATIO | 143,363.53 | 18,565.16 | 161,928.69 | 4,585,749.47 | 820.70 |
| 10100 GENERAL FUND | 16299 INFORMATION TECH MGMT SVCS | 78,139.37 | 309.60 | 78,448.97 | 11,762,411.67 | 138.84 |
| 10100 GENERAL FUND | 16300 PROPERTY TAX SERVICE | 96,684.58 | 1,209,889.89 | 1,306,574.47 | 3,656,106.42 | 3,182.00 |
| 10100 GENERAL FUND | 16355 R&R-ADMINISTRATION | 57,358.77 | 338,069.18 | 395,427.95 | 2,493,738.71 | 477.50 |
| 10100 GENERAL FUND | 16360 ORR FISCAL OPS | 99,404.75 | 19,922.19 | 119,326.94 | 3,315,565.25 | |
| 10100 GENERAL FUND | 16370 BRANCH OFFICE MAIN | 71,211.50 | 106,054.71 | 177,266.21 | 2,389,061.50 | |
| 10100 GENERAL FUND | 16375 BRANCH OFFICE - NORTH | 30,165.40 | 56,746.07 | 86,911.47 | 952,285.93 | |
| 10100 GENERAL FUND | 16390 BRANCH OFFICE - SOUTH | 29,691.46 | 61,053.05 | 90,744.51 | 928,890.54 | |
| 10100 GENERAL FUND | 16395 BRANCH OFFICE - EAST | 14,723.06 | 19,575.58 | 34,298.64 | 412,869.27 | |
| 10100 GENERAL FUND | 16400 BRANCH OFFICE - WEST | 22,166.57 | 44,080.95 | 66,247.52 | 839,253.43 | |
| 10100 GENERAL FUND | 17050 COUNTY COUNSEL | 29,696.54 | 249,399.09 | 279,095.63 | 2,211,425.46 | 9,526.25 |
| 10100 GENERAL FUND | 17055 ADMIN | 157,658.67 | 0.00 | 157,658.67 | 4,819,098.33 | |
| 10100 GENERAL FUND | 17060 LEG ADV/SPEC SVCS | 475,988.77 | 0.00 | 475,988.77 | 13,667,027.23 | |
| 10100 GENERAL FUND | 17065 CLAIMS | 500,954.47 | 0.00 | 500,954.47 | 15,959,882.53 | |

# PERIODIC FINANCIAL STATEMENT - SCHEDULE OF REVENUES AND EXPENDITURES BY FUND AND ORGANIZATIONAL UNIT - GL041

Date:14-AUG-2025 13:12:46

COSD
Current Period JUL-25

Currency: USD
No specific FUND requested

| FUND | ORG | EXPENDITURES | ENCUMBRANCES | EXPENDITURES & ENCUMBRANCES | REMAINING BUDGET | REVENUE |
|---|---|---|---|---|---|---|
| 10100 GENERAL FUND | 17070 W/C | 67,371.50 | 0.00 | 67,371.50 | 2,107,167.50 | |
| 10100 GENERAL FUND | 17075 JUV DEP | 304,440.88 | 0.00 | 304,440.88 | 10,253,216.12 | |
| 10100 GENERAL FUND | 17080 PUBLIC ADM/PUBLIC GUARDIAN | 17,326.83 | 0.00 | 17,326.83 | 530,044.17 | |
| 10100 GENERAL FUND | 17550 GRAND JURY - CIVIL | 21,988.89 | 233,185.86 | 255,174.75 | 391,930.69 | |
| 10100 GENERAL FUND | 17553 GRAND JURY - CRIMINAL | 0.00 | 0.00 | 0.00 | 151,120.00 | |
| 10100 GENERAL FUND | 17600 COUNTY COMMUNICATIONS OFFICE | 128,782.24 | 333,399.08 | 462,181.32 | 4,577,512.57 | |
| 10100 GENERAL FUND | 17605 CATV PEG FUND | 0.00 | 249,910.76 | 249,910.76 | 139,300.00 | |
| 10100 GENERAL FUND | 18200 CIVIL SERVICE COMMISSION | 18,874.69 | 427.52 | 19,302.21 | 675,642.31 | |
| 10100 GENERAL FUND | 18750 ADMINISTRATION | 94,150.30 | 7,017.92 | 101,168.22 | 3,075,080.78 | 27,962.52 |
| 10100 GENERAL FUND | 18751 WORKFORCE INFORMATION NETWORK | 70,237.81 | 2,877.79 | 73,115.60 | 2,205,383.81 | |
| 10100 GENERAL FUND | 18755 MEDICAL STANDARDS | (70,727.79) | 1,819,953.17 | 1,749,225.38 | 1,381,535.62 | |
| 10100 GENERAL FUND | 18760 EAP/COUNSELING | 7,905.88 | 250,717.36 | 258,623.24 | 141,376.76 | 200.88 |
| 10100 GENERAL FUND | 18763 BACKGROUND INVESTIGATION | 8,090.24 | 115,507.00 | 123,597.24 | 442,624.76 | |
| 10100 GENERAL FUND | 18765 LOSS PREVENTION | 15,952.73 | 0.00 | 15,952.73 | 593,875.27 | 15,952.73 |
| 10100 GENERAL FUND | 18770 RISK ADMINISTRATION | 38,782.33 | 26,119.91 | 64,902.24 | 1,353,230.35 | 38,612.09 |
| 10100 GENERAL FUND | 18775 INSURANCE STAFFING | 25,224.20 | 2,000.00 | 27,224.20 | 753,916.80 | 1,987.20 |
| 10100 GENERAL FUND | 18780 WORKERS COMPENSATION | 139,272.59 | 71,358.97 | 210,631.56 | 6,761,294.41 | 139,234.32 |
| 10100 GENERAL FUND | 18785 UNEMPLOYMENT INSURANCE | 5,312.01 | 0.00 | 5,312.01 | 159,522.99 | 5,312.01 |
| 10100 GENERAL FUND | 18805 HUMAN RESOURCES SERVICES | 206,863.30 | 65,882.41 | 272,745.71 | 7,310,944.29 | |
| 10100 GENERAL FUND | 18810 LABOR RELATIONS | 33,675.71 | 3,879.47 | 37,555.18 | 1,115,427.82 | |
| 10100 GENERAL FUND | 18820 SUGGESTION AWARDS | 0.00 | 0.00 | 0.00 | 1,236,398.00 | |
| 10100 GENERAL FUND | 18825 EMPLOYEE BENEFITS | 61,882.46 | 237,875.91 | 299,758.37 | 2,406,763.32 | 45.00 |
| 10100 GENERAL FUND | 18835 TALENT DEVELOPMENT | 421,946.41 | 154,730.26 | 576,676.67 | 2,284,835.49 | 1,592.88 |
| 10100 GENERAL FUND | 18840 INSURANCES | 0.00 | 29,284.40 | 29,284.40 | 328,715.60 | 434.00 |
| 10100 GENERAL FUND | 18850 EQUITY, DIVERSITY, AND INCLUS | 14,502.65 | 458.64 | 14,961.29 | 730,220.71 | |
| 10100 GENERAL FUND | 22692 CONTRIBUTIONS TO COF CAP PROJ | 0.00 | 16,958,890.39 | 16,958,890.39 | 0.00 | |
| 10100 GENERAL FUND | 22694 LEASE PAYMENTS-BONDS | 22,882,275.44 | 0.00 | 22,882,275.44 | 577,261.56 | 4,350.00 |
| 10100 GENERAL FUND | 25650 OFFICE ADMINISTRATION | 197,625.53 | 665,462.48 | 863,088.01 | 14,688,454.13 | |
| 10100 GENERAL FUND | 27365 G/F CONTRIB TO FAC MGT I | 83,186.94 | 6,604,940.05 | 6,688,126.99 | (2,380,040.79) | |
| 10100 GENERAL FUND | 28550 CLERB OPERATIONS | 52,372.10 | 95,016.13 | 147,388.23 | 2,145,286.90 | |
| 10100 GENERAL FUND | 29650 GENERAL FUND CONTRIBUTION TO | 654,902.00 | 0.00 | 654,902.00 | 27,814.00 | |
| 10100 GENERAL FUND | 30200 OFFICE OF EMERGENCY SERVICES | 119,432.19 | 7,682,081.49 | 7,801,513.68 | 10,692,577.59 | 3,479.00 |
| 10100 GENERAL FUND | 30205 EMERGENCY SERVICES ADMINISTRA | 94,342.19 | 0.00 | 94,342.19 | 2,993,862.81 | |
| 10100 GENERAL FUND | 30230 COUNTY FIRE OPERATIONS | (9,399,341.67) | 9,913,257.33 | 513,915.66 | 63,269,595.71 | |
| 10100 GENERAL FUND | 30231 COUNTY FIRE FACILITIES | 17,814.95 | 3,004,068.33 | 3,021,883.28 | 875,088.18 | |
| 10100 GENERAL FUND | 30232 COUNTY FIRE SERVICE CENTER | 0.00 | 1,167,004.66 | 1,167,004.66 | 2,228,015.13 | |
| 10100 GENERAL FUND | 30233 COUNTY FIRE INFORMATION TECHN | 12,081.60 | 923,464.14 | 935,545.74 | 3,438,308.40 | |
| 10100 GENERAL FUND | 30234 COUNTY FIRE VOL RESERVE FIREF | 22,322.32 | 1,853.70 | 24,176.02 | 240,570.68 | |
| 10100 GENERAL FUND | 30235 COUNTY FIRE EMS/PARAMEDICS | 0.00 | 814,887.15 | 814,887.15 | 1,389,445.93 | |
| 10100 GENERAL FUND | 30236 COUNTY FIRE TRAINING | 0.00 | 252.64 | 252.64 | 285,000.00 | |
| 10100 GENERAL FUND | 30237 COUNTY FIRE FLEET | 0.00 | 11,530,183.50 | 11,530,183.50 | 4,289,946.00 | |
| 10100 GENERAL FUND | 30238 COUNTY FIRE EMERGENCY MEDICAL | 199,736.71 | 752,087.39 | 951,824.10 | 9,290,662.65 | 154,686.00 |
| 10100 GENERAL FUND | 30240 COUNTY FIRE COMMUNITY RISK RE | (2,217,031.56) | 3,793,660.81 | 1,576,629.25 | 10,360,340.56 | 5,321.00 |
| 10100 GENERAL FUND | 30750 TAX COLLECTOR-SECURED | 0.00 | 0.00 | 0.00 | 0.00 | (127,320.00) |
| 10100 GENERAL FUND | 30755 TAX COLLECTOR-UNSECURED | 0.00 | 0.00 | 0.00 | 0.00 | (385,687.27) |
| 10100 GENERAL FUND | 30760 REDEMPTIONS | 0.00 | 0.00 | 0.00 | 0.00 | (29,230.00) |
| 10100 GENERAL FUND | 30765 AUDITOR AND CONTROLLER | 0.00 | 0.00 | 0.00 | 0.00 | 4,015,031.94 |
| 10100 GENERAL FUND | 30775 TREASURER | 0.00 | 0.00 | 0.00 | 0.00 | 4,640,000.00 |
| 10100 GENERAL FUND | 30790 OTHER DEPARTMENTS | 0.00 | 0.00 | 0.00 | 0.00 | 49,291.47 |
| 10100 GENERAL FUND | 30820 SHERIFF | 0.00 | 0.00 | 0.00 | 0.00 | 13,904.31 |
| 10100 GENERAL FUND | 31550 CASH BORROWING | 392,637.25 | 0.00 | 392,637.25 | 2,307,362.75 | |

# PERIODIC FINANCIAL STATEMENT - SCHEDULE OF REVENUES AND EXPENDITURES BY FUND AND ORGANIZATIONAL UNIT - GL041

Date:14-AUG-2025 13:12:48

COSD

Current Period. JUL-25

Currency: USD

No specific FUND requested

| FUND | ORG | EXPENDITURES | ENCUMBRANCES | EXPENDITURES & ENCUMBRANCES | REMAINING BUDGET | REVENUE |
|---|---|---|---|---|---|---|
| 10100 GENERAL FUND | 31565 GENERAL/MISC EXPENSES | 285,000.00 | 85,678,181.23 | 85,963,181.23 | 75,797,682.00 | |
| 10100 GENERAL FUND | 31575 CO-WIDE EXP GENERAL FD ADJ | 715.06 | 3,968,503.13 | 3,969,218.19 | 19,410,000.00 | 152,571.24 |
| 10100 GENERAL FUND | 31580 CONTRIBUTION TO IT ISF | 0.00 | 2,449.26 | 2,449.26 | 14,604,350.90 | |
| 10100 GENERAL FUND | 31590 SMALL BUSINESS STIMULUS - GRA | 0.00 | 0.00 | 0.00 | 1,385,906.13 | |
| 10100 GENERAL FUND | 32150 FINANCIAL SYSTEMS SUPPORT ADM | 106,202.99 | 1,188,215.63 | 1,294,418.62 | 9,330,388.01 | 13,047.67 |
| 10100 GENERAL FUND | 32152 FINANCIAL SYSTEMS SUPPORT | 0.00 | 5,980,265.69 | 5,980,265.69 | 6,448,601.00 | |
| 10100 GENERAL FUND | 32154 CAC MAINTENANCE OPERATIONS | 62,306.87 | 2,420,286.72 | 2,482,593.59 | 7,693,890.67 | 38,333.74 |
| 10100 GENERAL FUND | 32156 CAC MAJOR MAINTENANCE | 4,257.84 | 1,314,348.39 | 1,318,606.23 | 1,450,000.00 | |
| 10100 GENERAL FUND | 32158 OFFICE OF FINANCIAL PLANNING | 120,031.09 | 18,444.96 | 138,476.05 | 9,695,933.91 | |
| 10100 GENERAL FUND | 32159 INTEGRATED PROPERTY TAX SYSTE | 0.00 | 0.00 | 0.00 | 1,150,000.00 | |
| 10100 GENERAL FUND | 32160 REDISTRICTING | 0.00 | 0.00 | 0.00 | 265,046.00 | |
| 10100 GENERAL FUND | 32162 EDGA ADMINISTRATION | (7,408.39) | 338,524.22 | 331,115.83 | 107,408.39 | |
| 10100 GENERAL FUND | 32164 ECONOMIC DEVELOPMENT & PROSPE | 0.00 | 51,400.50 | 51,400.50 | 148,600.00 | |
| 10100 GENERAL FUND | 32166 GRANTS OFFICE | 0.00 | 0.00 | 0.00 | 90,757.00 | |
| 10100 GENERAL FUND | 32167 OFFICE OF EQUITY AND RACIAL J | 46,481.78 | 433,660.00 | 480,141.78 | 2,152,451.22 | |
| 10100 GENERAL FUND | 33250 EXECUTIVE OFFICE | 61,899.89 | 8,566.58 | 70,466.47 | 1,784,911.01 | |
| 10100 GENERAL FUND | 33252 FINANCE | 51,651.16 | 12,678.63 | 64,329.79 | 4,492,650.84 | |
| 10100 GENERAL FUND | 33254 HUMAN RESOURCES | 45,349.57 | 657.63 | 46,007.20 | 1,661,665.43 | |
| 10100 GENERAL FUND | 33257 SYSTEMS | 55,033.60 | 0.00 | 55,033.60 | 2,525,468.40 | |
| 10100 GENERAL FUND | 33274 ASSESSOR ADMINISTRATION | 67,037.94 | 2,170.26 | 69,208.20 | 2,164,478.06 | |
| 10100 GENERAL FUND | 33276 ASSESSMENT SERVICES | 320,689.99 | 1,123,100.73 | 1,443,790.72 | 25,929,483.95 | |
| 10100 GENERAL FUND | 33277 BUSINESS | 134,289.61 | 12,816.21 | 147,105.82 | 4,687,895.39 | |
| 10100 GENERAL FUND | 33278 MAPPING | 94,154.26 | 348,040.05 | 442,194.31 | 3,582,225.74 | |
| 10100 GENERAL FUND | 33279 REALTY | 253.15 | 23,492.44 | 23,745.59 | (253.15) | 1,826.55 |
| 10100 GENERAL FUND | 33281 AUDITS | 129,296.96 | 0.00 | 129,296.96 | 3,956,931.04 | |
| 10100 GENERAL FUND | 33282 COMMERCIAL | 162,061.47 | 2,744.74 | 164,806.21 | 7,299,238.53 | |
| 10100 GENERAL FUND | 33283 RESIDENTIAL | 273,781.41 | 32,109.64 | 305,891.05 | 9,390,067.94 | |
| 10100 GENERAL FUND | 33284 ASSESSOR SYSTEM | 19,479.73 | 0.00 | 19,479.73 | 664,269.27 | |
| 10100 GENERAL FUND | 33290 MICROGRAPHICS TRUST | 0.00 | 422,267.40 | 422,267.40 | 749,643.48 | |
| 10100 GENERAL FUND | 33296 MODERNIZATION TRUST | 0.00 | 639,244.27 | 639,244.27 | 7,648,589.57 | |
| 10100 GENERAL FUND | 33297 E-RECORDING TRUST | 0.00 | 34,881.82 | 34,881.82 | 873,234.18 | |
| 10100 GENERAL FUND | 33298 SSN TRUNCATION TRUST | 0.00 | 10,643.23 | 10,643.23 | 301,016.81 | |
| 10100 GENERAL FUND | 33299 REC VITAL HEALTH STATS TRUST | 0.00 | 0.00 | 0.00 | 2,016,601.00 | |
| 10100 GENERAL FUND | 33309 RECORDER-COUNTY CLERK ADMINIS | 63,481.27 | 6,917.79 | 70,399.06 | 1,993,488.73 | |
| 10100 GENERAL FUND | 33310 RECORDER | 274,149.43 | 158,938.39 | 433,087.82 | 11,036,551.57 | 721,611.78 |
| 10100 GENERAL FUND | 33311 CLERK | 122,710.61 | 8,178.03 | 130,888.64 | 4,566,347.42 | 473,312.64 |
| 10100 GENERAL FUND | 33313 ARCHIVES | 20,473.73 | 3,370.51 | 23,844.24 | 618,267.27 | |
| 10100 GENERAL FUND | 34050 ADMIN TREAS-TAX COLLECTOR | 113,457.49 | 30,340.06 | 143,797.55 | 4,873,628.49 | |
| 10100 GENERAL FUND | 34070 DEFERRED COMPENSATION | 25,962.02 | 1,295.55 | 27,257.57 | 822,831.98 | |
| 10100 GENERAL FUND | 34080 TREASURY | 119,723.42 | 237,937.86 | 357,661.28 | 6,222,059.50 | |
| 10100 GENERAL FUND | 34085 TAX COLLECTION | 312,179.29 | 511,831.83 | 824,011.12 | 14,331,815.28 | 210,903.10 |
| 10100 GENERAL FUND | 35450 TRIAL COURT ADMINISTRATN | 1,862,159.75 | 0.00 | 1,862,159.75 | 66,980,371.25 | 954.00 |
| 10100 GENERAL FUND | 37400 ADMIN DISTRICT ATTORNEY | 366,330.01 | 171,223.64 | 537,553.65 | 14,650,486.14 | |
| 10100 GENERAL FUND | 37405 JUVENILE - GENERAL | 280,581.79 | 310,629.28 | 591,211.07 | 12,956,481.82 | |
| 10100 GENERAL FUND | 37410 DRUG ENFORCEMENT GRANT | 0.00 | 0.00 | 0.00 | 67,852.00 | |
| 10100 GENERAL FUND | 37415 SUPERIOR COURT | 598,980.63 | 283.60 | 599,264.23 | 17,546,559.77 | |
| 10100 GENERAL FUND | 37417 TRAINING DIVISION | 17,291.54 | 0.00 | 17,291.54 | 680,560.46 | |
| 10100 GENERAL FUND | 37420 CENTRAL PRE-TRIAL | 0.00 | 0.00 | 0.00 | 85,400.00 | 1,109.60 |
| 10100 GENERAL FUND | 37422 COLLABORATIVE COURTS | 162,477.22 | 0.00 | 162,477.22 | 5,189,008.78 | |
| 10100 GENERAL FUND | 37423 CARE CENTER | 44,458.21 | 129,289.65 | 173,747.86 | 401,455.14 | |
| 10100 GENERAL FUND | 37433 ISSUING/ EXTRADITION | 252,444.85 | 4,615.76 | 257,060.61 | 8,707,541.39 | |

# PERIODIC FINANCIAL STATEMENT - SCHEDULE OF REVENUES AND EXPENDITURES BY FUND AND ORGANIZATIONAL UNIT - GL041

Date:14-AUG-2025 13:12:48

COSD

Current Period: JUL-25

Currency: USD

No specific FUND requested

| FUND | ORG | EXPENDITURES | ENCUMBRANCES | EXPENDITURES & ENCUMBRANCES | REMAINING BUDGET | REVENUE |
|---|---|---|---|---|---|---|
| 10100 GENERAL FUND | 37435 EXTRADITION | 4,449.91 | 0.00 | 4,449.91 | (4,449.91) | |
| 10100 GENERAL FUND | 37440 APPELLATE | 226,386.93 | 173,444.49 | 399,831.42 | 6,754,115.58 | 45.00 |
| 10100 GENERAL FUND | 37445 BUREAU OF INVESTIGATION | 1,483,473.20 | 224,719.66 | 1,708,192.86 | 49,834,620.51 | |
| 10100 GENERAL FUND | 37450 CENTRAL SUPPORT | (724,698.16) | 1,048,213.80 | 323,515.64 | 23,038,485.33 | |
| 10100 GENERAL FUND | 37455 TECH INVESTIGATIONS DIV | (26,205.00) | 33,212.42 | 7,007.42 | (7,007.42) | |
| 10100 GENERAL FUND | 37457 VICTIM SERVICES | (184,611.24) | 865,980.11 | 681,368.87 | 4,872,357.55 | |
| 10100 GENERAL FUND | 37458 NCFJC-NORTH COUNTY FAMILY JUS | 227,687.38 | 2,088,730.84 | 2,316,418.22 | 2,644,977.31 | |
| 10100 GENERAL FUND | 37459 SCFJC-SOUTH COUNTY FAMILY JUS | 76,766.60 | 1,474,436.87 | 1,551,203.47 | 3,037,402.89 | |
| 10100 GENERAL FUND | 37460 EAST COUNTY BRANCH | 480,901.39 | 258,548.02 | 739,449.41 | 14,969,818.71 | 520.00 |
| 10100 GENERAL FUND | 37465 NORTH COUNTY BRANCH | 452,634.30 | 977.98 | 453,612.28 | 16,513,496.72 | 950.00 |
| 10100 GENERAL FUND | 37470 SOUTH BAY BRANCH | 502,542.47 | 1,302,170.97 | 1,804,713.44 | 13,755,765.80 | 310.00 |
| 10100 GENERAL FUND | 37475 INFO TECHNOLOGIES DIV | 192,804.16 | 3,368,914.90 | 3,561,719.06 | 13,246,071.89 | |
| 10100 GENERAL FUND | 37485 ECONOMIC CRIMES - FRAUD | 330,724.83 | 4,412.24 | 335,137.07 | 8,682,304.93 | |
| 10100 GENERAL FUND | 37490 SPECIAL OPERATIONS | 201,348.58 | 22,750.99 | 224,099.57 | 5,892,974.84 | |
| 10100 GENERAL FUND | 37491 COLD HOMICIDE TEAM | 0.00 | 0.00 | 0.00 | 63,472.00 | |
| 10100 GENERAL FUND | 37495 VICTIM/WITNESS ASSISTANCE | (14,340.79) | 189,713.04 | 175,372.25 | 43,235.00 | |
| 10100 GENERAL FUND | 37505 NARCOTIC PROSECUTION UNIT | 184,072.71 | 0.00 | 184,072.71 | 4,596,484.29 | 325.06 |
| 10100 GENERAL FUND | 37510 GANG PROSECUTION UNIT | 392,394.58 | 4,014.71 | 396,409.27 | 12,115,628.73 | |
| 10100 GENERAL FUND | 37515 FAMILY PROTECTION UNIT | 588,104.84 | 15,260.73 | 603,365.57 | 19,157,208.43 | |
| 10100 GENERAL FUND | 37516 SEXUAL ASSAULT | 175,697.55 | 0.00 | 175,697.55 | 4,935,562.45 | |
| 10100 GENERAL FUND | 37520 AUTO THEFT TASK FORCE | (406,204.68) | 2,432,860.46 | 2,026,655.78 | 227,113.87 | |
| 10100 GENERAL FUND | 37521 INSURANCE FRAUD | 240,191.06 | 0.00 | 240,191.06 | 7,127,187.94 | |
| 10100 GENERAL FUND | 37525 AUTO INSURANCE FRAUD UNIT | 13,999.55 | 48,750.25 | 62,749.80 | 79,805.45 | |
| 10100 GENERAL FUND | 37528 DISABILITY & HEALTHCARE INS F | 0.00 | 0.00 | 0.00 | 17,752.00 | |
| 10100 GENERAL FUND | 37529 LIFE & ANNUITY CONSUMER PROT | 0.00 | 0.00 | 0.00 | 26,313.00 | |
| 10100 GENERAL FUND | 37530 WORKERS COMP INSUR FRAUD | 30,623.71 | 97,500.00 | 128,123.71 | 552,039.29 | |
| 10100 GENERAL FUND | 37535 REAL ESTATE FRAUD UNIT | 5,249.94 | 0.00 | 5,249.94 | (5,249.94) | |
| 10100 GENERAL FUND | 37536 CHILD ABDUCTION | 0.00 | 0.00 | 0.00 | 41,241.00 | |
| 10100 GENERAL FUND | 37537 URBAN GRANT UNIT | 21,616.11 | 48,750.25 | 70,366.36 | 31,392.89 | |
| 10100 GENERAL FUND | 37538 HIGH TECH CRIME UNIT | 12,889.06 | (6,532.77) | 6,356.29 | 555,874.71 | (315,000.00) |
| 10100 GENERAL FUND | 37802 PRODUCTION OPERATIONS | 1,282,343.07 | 4,465,914.42 | 5,748,257.49 | 40,538,610.42 | |
| 10100 GENERAL FUND | 37804 LEGAL DIVISION | 222,108.42 | 0.00 | 222,108.42 | 7,355,964.58 | |
| 10100 GENERAL FUND | 37808 BUREAU OF PUBLIC ASSISTANCE I | 214,351.35 | 966,651.22 | 1,181,002.57 | (1,181,002.57) | |
| 10100 GENERAL FUND | 37818 ADMINISTRATIVE SERVICES | 0.00 | 0.00 | 0.00 | 513,308.00 | |
| 10100 GENERAL FUND | 37824 RECURRING MNTENANCE AND OPS | 83,983.70 | 0.00 | 83,983.70 | 2,643,518.30 | |
| 10100 GENERAL FUND | 37826 SPECIAL PROJECTS | 0.00 | 0.00 | 0.00 | 0.00 | 31,225.72 |
| 10100 GENERAL FUND | 38200 ADMINISTRATION | 142,195.13 | 833,960.78 | 976,155.91 | 20,504,983.37 | |
| 10100 GENERAL FUND | 38260 OFFICE OF ASSIGNED COUNSEL | 551,146.32 | 4,396,707.03 | 4,947,853.35 | 9,332,646.29 | |
| 10100 GENERAL FUND | 38270 PRIMARY PUBLIC DEFENDER | 294,929.65 | 5,600,941.58 | 5,895,871.23 | (5,299,814.23) | |
| 10100 GENERAL FUND | 38272 PD CRIMINAL | 3,166,162.54 | 1,459.67 | 3,167,622.21 | 90,189,367.53 | |
| 10100 GENERAL FUND | 38274 PD JUV DELINQUENCY | 198,862.85 | 291,678.48 | 490,541.33 | 5,687,317.15 | |
| 10100 GENERAL FUND | 38276 PD MENTAL HEALTH | 86,010.34 | 31.27 | 86,041.61 | 2,926,279.66 | |
| 10100 GENERAL FUND | 38278 PD SVP | 29,384.51 | 0.00 | 29,384.51 | 1,074,644.49 | |
| 10100 GENERAL FUND | 38292 ALTERNATE PUBLIC DEFENDER | 79,214.40 | 931,078.01 | 1,010,292.41 | (60,101.41) | |
| 10100 GENERAL FUND | 38294 APD CRIMINAL | 367,290.04 | 84.25 | 367,374.29 | 12,102,106.96 | |
| 10100 GENERAL FUND | 38296 APD JUV DELINQUENCY | 42,550.77 | 14.00 | 42,564.77 | 1,332,868.23 | |
| 10100 GENERAL FUND | 38298 APD SVP | 10,937.50 | 0.00 | 10,937.50 | (10,937.50) | |
| 10100 GENERAL FUND | 38312 MULTIPLE CONFLICTS OFFICE | 121,649.34 | 245,161.54 | 366,810.88 | 2,629,029.12 | |
| 10100 GENERAL FUND | 39400 OFFICE OF THE SHERIFF | 248,449.69 | 167.90 | 248,617.59 | 3,587,080.31 | |
| 10100 GENERAL FUND | 39403 DIVISION OF INSPECTIONAL SVCS | 86,635.59 | 0.03 | 86,635.62 | 2,775,748.41 | |
| 10100 GENERAL FUND | 39405 MEDIA RELATIONS | 34,595.73 | 8,620.00 | 43,215.73 | 1,318,811.27 | |

# PERIODIC FINANCIAL STATEMENT - SCHEDULE OF REVENUES AND EXPENDITURES BY FUND AND ORGANIZATIONAL UNIT - GL041

Date:14-AUG-2025 13:12:48

COSD
Current Period: JUL-25

Currency: USD
No specific FUND requested

| FUND | ORG | EXPENDITURES | ENCUMBRANCES | EXPENDITURES & ENCUMBRANCES | REMAINING BUDGET | REVENUE |
|---|---|---|---|---|---|---|
| 10100 GENERAL FUND | 39415 LEGAL AFFAIRS | 50,436.66 | 0.00 | 50,436.66 | 1,614,525.34 | |
| 10100 GENERAL FUND | 39420 LEGISLATIVE AFFAIRS | 6,243.53 | 0.00 | 6,243.53 | 321,354.47 | |
| 10100 GENERAL FUND | 39430 COURT SERVICES - CHULA VISTA | 210,711.70 | 0.00 | 210,711.70 | 6,811,224.30 | |
| 10100 GENERAL FUND | 39435 COURT SVCS - VISTA | 405,686.40 | 167,004.40 | 572,690.80 | 12,156,584.60 | |
| 10100 GENERAL FUND | 39436 RECORDS DIVISION | 263,244.30 | 637.03 | 263,881.33 | 6,872,120.70 | 19,689.27 |
| 10100 GENERAL FUND | 39439 SDCPH SECURITY | 26,020.91 | 0.00 | 26,020.91 | (233,740.91) | |
| 10100 GENERAL FUND | 39441 COURT SERVICES - EL CAJON | 248,870.32 | 0.00 | 248,870.32 | 8,019,597.68 | |
| 10100 GENERAL FUND | 39442 COURT SERVICES - KEARNY MESA | 72,811.78 | 0.00 | 72,811.78 | 2,433,151.22 | |
| 10100 GENERAL FUND | 39443 COURT SERVICES - JUVENILE | 121,884.97 | 0.00 | 121,884.97 | 3,639,988.03 | |
| 10100 GENERAL FUND | 39444 CIVIL UNIT | 102,073.97 | 606,138.39 | 708,212.36 | 3,948,555.03 | |
| 10100 GENERAL FUND | 39446 COURT SERVICES - SD FIELD | 322,254.50 | 0.00 | 322,254.50 | 10,187,771.50 | |
| 10100 GENERAL FUND | 39447 COURT SERVICES - CAC SECURITY | 156,123.02 | 0.00 | 156,123.02 | 4,911,044.98 | 2,291.21 |
| 10100 GENERAL FUND | 39451 COURT SERVICES - SAN DIEGO | 966,058.54 | 166,729.89 | 1,132,788.43 | 29,706,734.46 | |
| 10100 GENERAL FUND | 39452 COURT SERVICES - COMMAND | 42,872.12 | 1,932.73 | 44,804.85 | 1,814,255.88 | 53,212.00 |
| 10100 GENERAL FUND | 39465 MANAGEMENT SVCS COMMAND | 39,507.70 | 7,001,405.75 | 7,040,913.45 | 2,241,595.30 | |
| 10100 GENERAL FUND | 39470 RECORDS | 16.91 | 0.00 | 16.91 | (16.91) | |
| 10100 GENERAL FUND | 39474 GRANTS UNIT | 57,823.50 | 197.91 | 58,021.41 | 1,957,696.50 | |
| 10100 GENERAL FUND | 39475 BUDGET AND REVENUE MANAGEMENT | 43,896.88 | 0.00 | 43,896.88 | 1,686,391.12 | |
| 10100 GENERAL FUND | 39485 FINANCIAL SERVICES | 101,763.79 | 11,683.23 | 113,447.02 | 4,187,621.77 | 2,843.85 |
| 10100 GENERAL FUND | 39490 DATA SERVICES DIVISION | 544,094.21 | 243.08 | 544,337.29 | 17,090,272.79 | |
| 10100 GENERAL FUND | 39495 CONTRACTS MGT PROCUREMENT | 49,717.05 | 180,000.00 | 229,717.05 | 1,733,534.95 | 95,999.70 |
| 10100 GENERAL FUND | 39496 WIRELESS SERVICES DIVISION | 260,293.87 | 445,989.43 | 706,283.30 | 9,983,371.88 | 67,757.11 |
| 10100 GENERAL FUND | 39497 REGIONAL COMMUNICATION SYSTEM | 2,685,576.99 | 2,116,911.48 | 4,802,488.47 | 1,567,914.91 | 2,717,385.00 |
| 10100 GENERAL FUND | 39505 STANDARD TRAINING CORRECT | 43,374.20 | 2.24 | 43,376.44 | 1,444,949.80 | |
| 10100 GENERAL FUND | 39508 DET/CTSVC ACADEMY | 23,955.68 | 0.00 | 23,955.68 | 2,612,034.32 | |
| 10100 GENERAL FUND | 39509 LAW ENFORCEMENT ACADEMY | 100,523.80 | 0.00 | 100,523.80 | 3,691,881.20 | |
| 10100 GENERAL FUND | 39510 PERSONNEL | 372,121.51 | 426,452.48 | 798,573.99 | 10,332,655.49 | |
| 10100 GENERAL FUND | 39512 PAYROLL | 67,631.35 | 6.47 | 67,637.82 | 2,164,945.65 | |
| 10100 GENERAL FUND | 39514 WELLNESS UNIT | 39,586.05 | 0.00 | 39,586.05 | 1,713,370.95 | |
| 10100 GENERAL FUND | 39515 HUMAN RESOURCES COMMAND | 73,540.63 | 70,139.12 | 143,679.75 | 2,455,895.25 | |
| 10100 GENERAL FUND | 39519 DETENTIONS IN-SERVICE TRAININ | 90,314.12 | 6,454.66 | 96,768.78 | 3,567,787.22 | |
| 10100 GENERAL FUND | 39520 TRAINING | 134,174.06 | 10,745.48 | 144,919.54 | 3,986,997.94 | |
| 10100 GENERAL FUND | 39522 EVOC | 31,188.85 | 0.00 | 31,188.85 | 1,074,754.15 | |
| 10100 GENERAL FUND | 39525 MIRAMAR RANGE | 108,677.10 | 1,643,184.81 | 1,751,861.91 | 5,472,141.91 | |
| 10100 GENERAL FUND | 39526 EAST MESA RANGE | 92.90 | 4,935.00 | 5,027.90 | 66,357.10 | |
| 10100 GENERAL FUND | 39530 INTERNAL AFFAIRS | 67,457.41 | 32,599.63 | 100,057.04 | 2,952,789.56 | |
| 10100 GENERAL FUND | 39535 RISK MANAGEMENT UNIT | 33,795.62 | 267.22 | 34,062.84 | 1,525,895.38 | |
| 10100 GENERAL FUND | 39540 PROFESSIONAL STAFF TRNG | 11,836.37 | 0.00 | 11,836.37 | 393,813.63 | |
| 10100 GENERAL FUND | 39541 PEER SUPPORT TEAM | 0.00 | 0.00 | 0.00 | 15,930.00 | |
| 10100 GENERAL FUND | 39542 VIDEO PRODUCTION UNIT | 4,938.61 | 0.00 | 4,938.61 | 182,823.39 | |
| 10100 GENERAL FUND | 39545 VOLUNTEER SERVICES | 15,140.06 | 7.17 | 15,147.23 | 595,574.94 | |
| 10100 GENERAL FUND | 39550 VALLEY CENTER SUBSTATION | 296,374.28 | 0.00 | 296,374.28 | 9,159,794.72 | |
| 10100 GENERAL FUND | 39552 SHERIFFS HONOR GUARD | 704.85 | 0.00 | 704.85 | 89,845.15 | |
| 10100 GENERAL FUND | 39555 SAN MARCOS STATION | 839,106.76 | 192.00 | 839,298.76 | 25,662,756.24 | 4,795.52 |
| 10100 GENERAL FUND | 39560 VISTA PATROL STATION | 801,068.24 | 29,630.38 | 830,698.62 | 26,637,580.04 | 11,087.45 |
| 10100 GENERAL FUND | 39565 NORTH COASTAL SHERIFF'S STATI | 947,725.49 | 256.00 | 947,981.49 | 27,145,793.51 | 3,608.11 |
| 10100 GENERAL FUND | 39570 FALLBROOK SUBSTATION | 340,268.54 | 208.00 | 340,476.54 | 9,499,417.46 | |
| 10100 GENERAL FUND | 39575 INFORMATION-LED POLICING (COP | 0.00 | 0.00 | 0.00 | 204,567.00 | |
| 10100 GENERAL FUND | 39577 HOMELESS ASSISTANCE RESOURCE | 82,890.85 | 0.00 | 82,890.85 | 2,598,825.15 | |
| 10100 GENERAL FUND | 39580 RESERVES COORDINATION | 13,380.84 | 16,379.96 | 29,760.80 | 522,103.16 | |
| 10100 GENERAL FUND | 39585 CRIME PREVENTION COORDITN | 55,988.91 | 0.00 | 55,988.91 | 1,986,814.09 | |

# PERIODIC FINANCIAL STATEMENT - SCHEDULE OF REVENUES AND EXPENDITURES BY FUND AND ORGANIZATIONAL UNIT - GL041

Date:14-AUG-2025 13:12:48

COSD

Current Period: JUL-25

Currency: USD

No specific FUND requested

| FUND | ORG | EXPENDITURES | ENCUMBRANCES | EXPENDITURES & ENCUMBRANCES | REMAINING BUDGET | REVENUE |
|---|---|---|---|---|---|---|
| 10100 GENERAL FUND | 39590 CRIMINAL INTELLIGENCE DETAIL | 210,713.40 | 63,533.10 | 274,246.50 | 5,957,977.50 | |
| 10100 GENERAL FUND | 39591 TERRORISM EARLY WARNING UNIT | 77,768.73 | 126,000.00 | 203,768.73 | 3,512,493.27 | |
| 10100 GENERAL FUND | 39592 BORDER CRIME SUPPRESSION TEAM | 139,813.94 | 0.00 | 139,813.94 | 3,490,195.06 | |
| 10100 GENERAL FUND | 39593 THREAT ASSESSMENT GROUP | 65,492.27 | 0.00 | 65,492.27 | 1,749,061.73 | |
| 10100 GENERAL FUND | 39595 NARCOTICS TASK FORCE | 145,983.07 | 0.00 | 145,983.07 | 4,762,438.93 | |
| 10100 GENERAL FUND | 39600 CRISIS NEGOTIATING TEAM | 9,096.67 | 0.00 | 9,096.67 | 48,994.33 | |
| 10100 GENERAL FUND | 39605 LICENSE | 146,421.14 | 0.00 | 146,421.14 | 2,374,936.86 | 129,270.25 |
| 10100 GENERAL FUND | 39610 STREET NARC/GANG/JUDGE | 40,485.04 | 1,486.00 | 41,971.04 | 1,163,043.96 | |
| 10100 GENERAL FUND | 39611 EAST CNTY GANG TASK FORCE | 129,553.44 | 0.03 | 129,553.47 | 3,854,465.56 | |
| 10100 GENERAL FUND | 39613 SAN DIEGO HUMAN TRAFFICKING T | 38,150.83 | 0.00 | 38,150.83 | 1,165,240.17 | |
| 10100 GENERAL FUND | 39614 MARIJUANA ENFORCEMENT TEAM | 53,555.08 | 0.00 | 53,555.08 | 1,705,990.92 | |
| 10100 GENERAL FUND | 39620 NO CNTY GANG TASK FORCE | 53,061.29 | 0.00 | 53,061.29 | 1,757,405.71 | |
| 10100 GENERAL FUND | 39625 FENTANYL ABATEMENT SUPPRESSIO | 30,011.10 | 0.00 | 30,011.10 | 954,192.90 | |
| 10100 GENERAL FUND | 39630 TRAFFIC COORDINATOR | 12,058.69 | 0.00 | 12,058.69 | 536,230.31 | 7,191.27 |
| 10100 GENERAL FUND | 39635 HIDTA COORDINATION | 56,046.43 | 0.00 | 56,046.43 | 1,848,034.57 | |
| 10100 GENERAL FUND | 39640 ARSON | 108,168.66 | 3,046.89 | 111,215.55 | 2,597,326.52 | |
| 10100 GENERAL FUND | 39645 FAMILY PROTECTION DETAIL | 312,711.16 | 0.00 | 312,711.16 | 9,327,568.84 | |
| 10100 GENERAL FUND | 39650 FRAUD-ELDER-CATCH(CENTRAL OPS | 153,906.39 | 0.00 | 153,906.39 | 4,153,559.61 | |
| 10100 GENERAL FUND | 39655 EMERGENCY PLANNING DETAIL | 68,123.83 | 10.72 | 68,134.55 | 1,868,606.17 | |
| 10100 GENERAL FUND | 39656 HOMELAND SECURITY GRANTS | (705,494.52) | 3,660,211.61 | 2,954,717.09 | 14,078,225.13 | |
| 10100 GENERAL FUND | 39657 OPERATION STONEGARDEN GRANT | (582,903.77) | 3,001,153.79 | 2,418,250.02 | 14,482,384.77 | |
| 10100 GENERAL FUND | 39660 EVIDENCE/STORAGE | 100,732.04 | 13,125.36 | 113,857.40 | 4,115,081.60 | 67,630.02 |
| 10100 GENERAL FUND | 39665 SEXUAL ASSAULT & DOMESTIC VIO | 45,352.78 | 0.00 | 45,352.78 | 1,467,819.22 | |
| 10100 GENERAL FUND | 39670 HOMICIDE | 282,983.01 | 59.96 | 283,042.97 | 8,522,602.99 | |
| 10100 GENERAL FUND | 39675 COMMUNICATIONS | 641,923.75 | 0.00 | 641,923.75 | 22,207,677.25 | |
| 10100 GENERAL FUND | 39676 FUGITIVE TASK FORCE | 57,789.55 | 705.68 | 58,495.23 | 1,791,183.77 | |
| 10100 GENERAL FUND | 39680 CRIME LAB | 422,939.85 | 932,685.30 | 1,355,625.15 | 16,454,003.67 | 101.55 |
| 10100 GENERAL FUND | 39685 ASTREA | 148,332.18 | 502,611.74 | 650,943.92 | 7,056,403.76 | |
| 10100 GENERAL FUND | 39686 ASTREA FIRE LIFE SAFETY HELIC | 77,396.22 | 232,601.07 | 309,997.29 | 3,203,274.60 | |
| 10100 GENERAL FUND | 39690 SPECIAL ENFORCEMENT DETAIL | 226,608.44 | 40,563.26 | 267,171.70 | 6,109,172.56 | |
| 10100 GENERAL FUND | 39695 CANINE TEAM | 29,962.66 | 0.00 | 29,962.66 | 1,046,834.34 | |
| 10100 GENERAL FUND | 39700 SEARCH AND RESCUE | 17,250.66 | 0.00 | 17,250.66 | 395,897.34 | |
| 10100 GENERAL FUND | 39710 CAL-ID/LES | (144,736.81) | 1,328,294.48 | 1,183,557.67 | 8,151,396.24 | |
| 10100 GENERAL FUND | 39720 OFF ROAD ENFORCEMENT | 0.00 | 0.00 | 0.00 | 40,305.00 | |
| 10100 GENERAL FUND | 39724 PUBLIC RECORDS ACT UNIT | 49,903.15 | 0.00 | 49,903.15 | 1,643,317.85 | |
| 10100 GENERAL FUND | 39730 CONTRACT CITIES-REVENUE | 0.00 | 201,929.69 | 201,929.69 | 460,000.00 | 430.82 |
| 10100 GENERAL FUND | 39735 SHERIFF'S ANALYSIS GROUP (CRI | 215,320.35 | 0.01 | 215,320.36 | 8,552,376.65 | |
| 10100 GENERAL FUND | 39740 SANTEE PATROL STATION | 511,826.80 | 14,789.02 | 526,615.82 | 15,018,268.20 | 2,329.56 |
| 10100 GENERAL FUND | 39741 LAKESIDE SUBSTATION | 377,427.58 | 0.00 | 377,427.58 | 12,084,173.42 | 45.00 |
| 10100 GENERAL FUND | 39745 POWAY PATROL STATION | 460,008.32 | 558.60 | 460,566.92 | 12,912,690.68 | 1,553.04 |
| 10100 GENERAL FUND | 39746 4S RANCH SUBSTATION | 126,156.71 | 0.00 | 126,156.71 | 4,078,957.29 | |
| 10100 GENERAL FUND | 39750 LEMON GROVE STATION | 208,051.09 | 450.00 | 208,501.09 | 5,591,624.91 | 3,217.29 |
| 10100 GENERAL FUND | 39752 GROSSMONT CUYAMACA | 17,388.70 | 0.00 | 17,388.70 | 1,212,102.30 | |
| 10100 GENERAL FUND | 39753 RANCHO SAN DIEGO STATION | 697,544.32 | 294.31 | 697,838.63 | 21,437,116.68 | |
| 10100 GENERAL FUND | 39755 ALPINE SUBSTATION | 267,777.23 | 0.00 | 267,777.23 | 6,041,486.77 | 40,569.55 |
| 10100 GENERAL FUND | 39760 RAMONA SUBSTATION | 244,597.99 | 0.00 | 244,597.99 | 7,277,040.01 | 2,860.00 |
| 10100 GENERAL FUND | 39765 IMPERIAL BEACH STATION | 347,080.13 | 0.00 | 347,080.13 | 10,734,150.87 | |
| 10100 GENERAL FUND | 39768 NON-HS GRANTS & REVENUE | (40,730.02) | 136,642.03 | 95,912.01 | 6,380,894.31 | |
| 10100 GENERAL FUND | 39769 RESPECT PROGRAM | 31,971.23 | 114,212.22 | 146,183.45 | 1,238,767.77 | |
| 10100 GENERAL FUND | 39770 RURAL ENFORCEMENT | 426,086.31 | 650.00 | 426,736.31 | 11,663,768.69 | |
| 10100 GENERAL FUND | 39774 VIDEO ANALYSIS UNIT (BWC) | 0.00 | 168.66 | 168.66 | 0.00 | |

# PERIODIC FINANCIAL STATEMENT - SCHEDULE OF REVENUES AND EXPENDITURES BY FUND AND ORGANIZATIONAL UNIT - GL041

Date:14-AUG-2025 13:12:48

COSD

Current Period: JUL-25

Currency: USD

No specific FUND requested

| FUND | ORG | EXPENDITURES | ENCUMBRANCES | EXPENDITURES & ENCUMBRANCES | REMAINING BUDGET | REVENUE |
|---|---|---|---|---|---|---|
| 10100 GENERAL FUND | 39775 LAW ENFORCEMENT COMMAND | 75,624.05 | 123,203.55 | 198,827.60 | 2,977,639.95 | |
| 10100 GENERAL FUND | 39780 EAST MESA DET FACILITY | 130,048.38 | 1,292.52 | 131,340.90 | 9,059,165.10 | |
| 10100 GENERAL FUND | 39795 REENTRY SERVICES | 116,521.47 | 197,458.72 | 313,980.19 | 6,152,155.41 | |
| 10100 GENERAL FUND | 39800 FOOD SERVICES | 353,107.11 | 614,144.64 | 967,251.75 | 26,650,145.03 | |
| 10100 GENERAL FUND | 39805 REENTRY SERVICES COUNSELING | 252,043.93 | 1,966,377.48 | 2,218,421.41 | 25,486,043.80 | |
| 10100 GENERAL FUND | 39809 AB109 EAST MESA REENTRY FACIL | 582,400.20 | 0.04 | 582,400.24 | 18,917,236.80 | |
| 10100 GENERAL FUND | 39810 BAILEY DETENTION FACILITY | 1,359,094.36 | 6,492.03 | 1,365,586.39 | 42,421,772.86 | |
| 10100 GENERAL FUND | 39811 COUNTY PAROLE AND ALTERNATE C | 113,912.01 | 1,003,063.05 | 1,116,975.06 | 4,340,762.99 | |
| 10100 GENERAL FUND | 39812 DETENTION TRAINING UNIT | 4,616.91 | 26,804.68 | 31,421.59 | (3,785.37) | |
| 10100 GENERAL FUND | 39815 SAN DIEGO CENTRAL JAIL | 1,698,735.33 | 24,552.43 | 1,723,287.76 | 47,494,168.24 | 107.28 |
| 10100 GENERAL FUND | 39825 SO BAY DETENTION FACILITY | 497,339.51 | 0.00 | 497,339.51 | 14,140,373.49 | |
| 10100 GENERAL FUND | 39830 LAS COLINAS DETENTION & REENT | 1,625,997.81 | 179.74 | 1,626,177.55 | 50,374,704.19 | 274.20 |
| 10100 GENERAL FUND | 39832 ROCK MOUNTAIN DETENTION FACIL | 280,846.98 | 21,485.36 | 302,332.34 | 20,026,718.02 | |
| 10100 GENERAL FUND | 39835 VISTA DETENTION FACILITY | 1,054,618.63 | 2,052.45 | 1,056,671.08 | 33,422,995.92 | |
| 10100 GENERAL FUND | 39840 HOSPITAL GUARD UNIT | 211,763.95 | 0.00 | 211,763.95 | 5,779,329.05 | |
| 10100 GENERAL FUND | 39843 SHERIFFS PRETRIAL UNIT | 74,795.59 | 0.00 | 74,795.59 | 2,640,699.41 | |
| 10100 GENERAL FUND | 39845 JAIL POPULATION MGMT | 235,812.40 | 0.00 | 235,812.40 | 7,409,857.60 | |
| 10100 GENERAL FUND | 39847 STEPPING UP | 53,018.82 | 0.00 | 53,018.82 | 1,614,590.18 | |
| 10100 GENERAL FUND | 39850 JIMS PROJECT | 11,753.59 | 80,371.15 | 92,124.74 | 763,497.41 | |
| 10100 GENERAL FUND | 39854 ADA COORDINATION UNIT | 40,360.85 | 0.00 | 40,360.85 | 1,565,582.15 | |
| 10100 GENERAL FUND | 39855 DETENTION SVCS COMMAND | 96,812.08 | 494,527.58 | 591,339.66 | 3,442,151.92 | |
| 10100 GENERAL FUND | 39865 DETENTIONS PROCESSING DIVISIO | 815,942.62 | 10,219.00 | 826,161.62 | 28,016,581.38 | |
| 10100 GENERAL FUND | 39870 MEDICAL SERVICES | 3,110,721.50 | 61,870.79 | 3,172,592.29 | 176,990,499.47 | 105.40 |
| 10100 GENERAL FUND | 39875 SHERIFF'S TRANSPORTATION UNIT | 510,215.87 | 160.00 | 510,375.87 | 15,183,880.13 | |
| 10100 GENERAL FUND | 39877 DETENTION INVESTIGATIONS UNIT | 167,925.10 | 0.00 | 167,925.10 | 7,020,541.90 | |
| 10100 GENERAL FUND | 39882 SHERIFF FLEET | 24,116.78 | 0.00 | 24,116.78 | 42,881,876.99 | |
| 10100 GENERAL FUND | 39883 IT OUTSOURCING | (157.72) | 16,999,191.64 | 16,999,033.92 | 21,809,386.74 | |
| 10100 GENERAL FUND | 39884 FACILITIES ISF | 654,116.53 | 115,289,246.63 | 115,943,363.16 | 35,584,847.55 | 3,509.54 |
| 10100 GENERAL FUND | 39885 PUB LIAB/PSTG/PURCH/DOCSVCISF | 31,775.00 | 0.00 | 31,775.00 | 54,390,669.00 | |
| 10100 GENERAL FUND | 41905 ADMINISTRATIVE SERVICES | (128,871.93) | 4,143,594.71 | 4,014,722.78 | 18,249,541.37 | |
| 10100 GENERAL FUND | 41909 PROFESSIONAL STANDARDS | 201,672.95 | 248,145.92 | 449,818.87 | 9,125,809.05 | |
| 10100 GENERAL FUND | 42013 WORK PROJECTS | 0.00 | 181,995.00 | 181,995.00 | 2,902,249.00 | |
| 10100 GENERAL FUND | 42014 WORK FURLOUGH | 37,419.10 | 258,434.37 | 295,853.47 | 2,214,552.90 | |
| 10100 GENERAL FUND | 42016 INVESTIGATIONS | 612,538.26 | 178.09 | 612,716.35 | 20,393,877.29 | |
| 10100 GENERAL FUND | 42017 FORMAL SUPERVISION | 332,668.28 | 1,286,529.53 | 1,619,197.81 | 16,666,969.72 | (250.00) |
| 10100 GENERAL FUND | 42018 POST RELEASE COMMUNITY SUPV | (5,317,357.76) | 2,462,604.24 | (2,854,753.52) | 33,916,808.69 | |
| 10100 GENERAL FUND | 42019 MANDATORY SUPERVISION | 130,586.25 | 13,645.44 | 144,231.69 | 4,834,664.75 | |
| 10100 GENERAL FUND | 42021 COLLABORATIVE COURTS & SPECIA | 213,885.74 | 123,845.16 | 337,730.90 | 7,768,936.26 | |
| 10100 GENERAL FUND | 42023 COLLABORATIVE REENTRY SERVICE | 113,936.33 | 786,530.29 | 900,466.62 | 8,442,757.14 | |
| 10100 GENERAL FUND | 42024 PRETRIAL SERVICES | (158,350.32) | 1,139,099.25 | 980,748.93 | 16,256,845.16 | |
| 10100 GENERAL FUND | 42028 ADULT OPERATION SUPPORT | 242,692.99 | 146,846.93 | 389,539.92 | 9,808,125.30 | |
| 10100 GENERAL FUND | 42054 YOUTH TRANSITION CAMPUS | 1,048,592.42 | 8,533,325.90 | 9,581,918.32 | 32,514,125.25 | |
| 10100 GENERAL FUND | 42058 DETENTION SPECIAL PROJECTS | 0.00 | 96,767.01 | 96,767.01 | 0.00 | |
| 10100 GENERAL FUND | 42071 EAST MESA JUV DETENTN FAC | 2,145.19 | 1,688,628.62 | 1,690,773.81 | 0.00 | |
| 10100 GENERAL FUND | 42074 DETENTION OPERATION SUPPORT | 64,859.83 | 1,502,200.32 | 1,567,060.15 | 13,660,737.94 | |
| 10100 GENERAL FUND | 42076 KEARNY MESA YOUTH DETENTION F | 376,280.41 | 4,460,881.03 | 4,837,161.44 | 13,640,487.14 | |
| 10100 GENERAL FUND | 42077 EAST MESA YOUTH DETENTION FAC | 1,020,878.87 | 24,770,643.91 | 25,791,522.78 | 50,920,577.53 | |
| 10100 GENERAL FUND | 42088 YOUTH OPERATION SUPPORT | 66,656.68 | 558,585.95 | 625,242.63 | 5,800,654.59 | |
| 10100 GENERAL FUND | 42092 DIVERSION-INVESTIGATIONS | 80,692.09 | 114,777.05 | 195,669.14 | 6,771,962.63 | |
| 10100 GENERAL FUND | 42093 YOUTH SUPERVISION | (89,199.93) | 4,247,690.07 | 4,158,490.14 | 24,811,243.33 | |
| 10100 GENERAL FUND | 42180 PLACEMENT | 209,682.12 | 271,146.84 | 480,828.96 | 14,313,089.48 | |

# PERIODIC FINANCIAL STATEMENT - SCHEDULE OF REVENUES AND EXPENDITURES BY FUND AND ORGANIZATIONAL UNIT - GL041

Date:14-AUG-2025 13:12:48

COSD
Current Period: JUL-25

Currency: USD
No specific FUND requested

| FUND | ORG | EXPENDITURES | ENCUMBRANCES | EXPENDITURES & ENCUMBRANCES | REMAINING BUDGET | REVENUE |
|---|---|---|---|---|---|---|
| 10100 GENERAL FUND | 44400 ENVIRONMENTAL HEALTH AND QUAL | 273,659.87 | 80,221.77 | 353,881.64 | 11,096,630.68 | 0.01 |
| 10100 GENERAL FUND | 44500 COMMUNITY HLTH DIVISION | 73,989.78 | 8,522.52 | 82,512.30 | 2,436,067.92 | 7,334.64 |
| 10100 GENERAL FUND | 44600 VECTOR CTRL PROG | 250,491.01 | 844,738.38 | 1,095,229.39 | 13,947,638.84 | 275.00 |
| 10100 GENERAL FUND | 44700 FOOD AND HOUSING DIV | 455,323.03 | 65,931.43 | 521,254.46 | 17,465,209.59 | 1,744,171.20 |
| 10100 GENERAL FUND | 44800 HAZARDOUS MATERIALS DIV | 366,494.20 | 521,827.48 | 888,321.68 | 15,282,063.97 | 1,325,650.67 |
| 10100 GENERAL FUND | 44900 LAND AND WATER QLTY DIV | 201,298.05 | 424,914.85 | 626,212.90 | 9,035,404.61 | 422,247.25 |
| 10100 GENERAL FUND | 44950 AGENCY EXECUTIVE OFFICE | 184,978.02 | 2,134.76 | 187,112.78 | 6,010,024.65 | |
| 10100 GENERAL FUND | 44952 BUSINESS ASSURANCE AND COMPLI | 66,101.36 | 1,755.25 | 67,856.61 | 3,987,489.64 | |
| 10100 GENERAL FUND | 44960 AGENCY-WIDE FINANCES | 131,331.79 | 601,110.31 | 732,442.10 | 24,385,251.32 | 2,396.00 |
| 10100 GENERAL FUND | 44966 MAA TCM | 37,153.42 | 664,556.24 | 701,709.66 | 1,402,043.58 | 1,967,000.00 |
| 10100 GENERAL FUND | 44967 HEALTH HOUSING AND HUMAN SERV | 1,296.55 | 0.00 | 1,296.55 | (1,296.55) | |
| 10100 GENERAL FUND | 44968 OFFICE OF STRATEGY AND INNOVA | (7,584.15) | 517,791.79 | 510,207.64 | (510,207.64) | 18,157.33 |
| 10100 GENERAL FUND | 44970 AGENCY CONTRACT SUPPORT | 147,674.87 | 286,755.19 | 434,430.06 | 4,872,401.27 | |
| 10100 GENERAL FUND | 44980 FISCAL SERVICES | 5,808,230.83 | 246,880.53 | 6,055,111.36 | 13,688,543.00 | 25.00 |
| 10100 GENERAL FUND | 44985 BUDGET OFFICE | 104,878.93 | 0.00 | 104,878.93 | 16,362,375.07 | |
| 10100 GENERAL FUND | 44990 FINANCIAL SVCS DIV ADMIN | 37,224.55 | 0.00 | 37,224.55 | 1,180,650.45 | |
| 10100 GENERAL FUND | 45005 FACILITIES MANAGEMENT | 118,064.63 | 20,949,969.70 | 21,068,034.33 | 4,342,304.76 | |
| 10100 GENERAL FUND | 45010 RECORD SERVICES | 150,107.61 | 538,308.56 | 688,416.17 | 3,129,787.86 | |
| 10100 GENERAL FUND | 45025 PERSONNEL/PAYROLL | 447,605.75 | 435,953.93 | 883,559.68 | 14,370,131.88 | |
| 10100 GENERAL FUND | 45030 TRAINING | 41,507.51 | 653,053.42 | 694,560.93 | 2,517,901.07 | |
| 10100 GENERAL FUND | 45045 INFORMATION TECHNOLOGY | 156,727.99 | 0.00 | 156,727.99 | 5,961,047.01 | |
| 10100 GENERAL FUND | 45047 AGENCYWIDE INFORMATION TECHNO | 0.00 | 735,741.70 | 735,741.70 | 33,627,881.00 | 4,917,875.00 |
| 10100 GENERAL FUND | 45055 HEALTH OFFICE ADMIN | (94,383.72) | 1,075,228.18 | 980,844.46 | 30,405,650.45 | 11,000,245.26 |
| 10100 GENERAL FUND | 45056 HHSA BIO-TERRORISM | (45,900.35) | 1,459,062.21 | 1,413,161.86 | 6,357,570.14 | (46,670.34) |
| 10100 GENERAL FUND | 45062 IMMUNIZATIONS | 215,392.16 | 1,318,686.20 | 1,534,078.36 | 13,334,088.42 | 604,496.59 |
| 10100 GENERAL FUND | 45064 STD CONTROL | 214,487.93 | 492,349.38 | 706,837.31 | 7,706,240.07 | 84,120.00 |
| 10100 GENERAL FUND | 45066 TB CONTROL | 324,448.29 | 480,690.82 | 805,139.11 | 17,028,486.23 | 478,994.88 |
| 10100 GENERAL FUND | 45068 MED AND QUAL ASSUR-CONTRACT | 0.00 | 99,450.00 | 99,450.00 | 875.00 | |
| 10100 GENERAL FUND | 45075 PUBLIC HEALTH LAB | 460,389.71 | 6,563,202.76 | 7,023,592.47 | 27,674,523.70 | (762,873.41) |
| 10100 GENERAL FUND | 45080 EPIDEMIOLOGY | 520,058.07 | 1,145,232.27 | 1,665,290.34 | 23,196,947.75 | 323,330.84 |
| 10100 GENERAL FUND | 45085 VITAL RECORDS | 72,625.45 | 27,255.31 | 99,880.76 | 3,655,660.24 | 982,517.00 |
| 10100 GENERAL FUND | 45090 OFF OF AIDS COORDINATION | (276,743.60) | 7,727,621.03 | 7,450,877.43 | 20,231,019.47 | 38,000.00 |
| 10100 GENERAL FUND | 45098 MATERNAL CHILD AND FAMILY HS | 105,623.80 | 4,541,544.60 | 4,647,168.40 | 24,965,707.03 | 62,780.00 |
| 10100 GENERAL FUND | 45099 CA CHILDRENS SERVICES | 286,829.72 | 22,125.36 | 308,955.08 | 30,345,832.39 | 117,463.30 |
| 10100 GENERAL FUND | 45100 PERFORMANCE MGMT AND BORDER H | 12,759.00 | 1,971.16 | 14,730.16 | 318,428.00 | |
| 10100 GENERAL FUND | 45260 EDGEMOOR | 1,715,278.24 | 7,842,742.70 | 9,558,020.94 | 55,225,492.80 | 175,092.45 |
| 10100 GENERAL FUND | 45281 SAN DIEGO COUNTY PSYCHIATRIC | 1,242,566.39 | 38,933,228.25 | 40,175,794.64 | 37,752,605.00 | (28,326,701.00) |
| 10100 GENERAL FUND | 45289 BEHAVIORAL HTLTH SVCS ADM | 1,290,388.54 | 2,852,374.12 | 4,142,762.66 | 93,317,951.51 | |
| 10100 GENERAL FUND | 45290 MENTAL HEALTH ADMINISTRATION | (24,695,387.16) | 764,507,560.95 | 739,812,173.79 | (13,054,972.18) | (194,115,467.17) |
| 10100 GENERAL FUND | 45291 ADULT CASE MANAGEMENT | 284,778.05 | 357,118.81 | 641,896.86 | 8,904,191.47 | |
| 10100 GENERAL FUND | 45292 ADULT CENTRAL (SOUTHEAST ) CL | 78,430.15 | 100,217.91 | 178,648.06 | 3,551,831.85 | |
| 10100 GENERAL FUND | 45293 ADULT EAST CLINIC | 107,314.07 | 268,356.28 | 375,670.35 | 4,562,481.35 | |
| 10100 GENERAL FUND | 45294 ADULT FORENSICS | 108,660.45 | 1,162.68 | 109,823.13 | 842,163.55 | |
| 10100 GENERAL FUND | 45295 ADULT NORTH CENTRAL CLINIC | 152,725.07 | 548,914.78 | 701,639.85 | 6,013,313.93 | |
| 10100 GENERAL FUND | 45301 JUVENILE FORENSICS | 211,099.68 | 28,567.12 | 239,666.80 | 8,845,047.32 | |
| 10100 GENERAL FUND | 45305 ALCOHOL & DRUG SVCS | (11,926,640.48) | 411,288,624.92 | 399,361,984.44 | (84,128,163.21) | (69,971,957.29) |
| 10100 GENERAL FUND | 45306 CARE COORDINATION | 14,405.46 | 0.00 | 14,405.46 | 2,190,041.54 | |
| 10100 GENERAL FUND | 45307 PUBLIC CONSERVATOR | 155,101.82 | 710,062.06 | 865,163.88 | 5,601,772.64 | |
| 10100 GENERAL FUND | 45308 CARE ACT | (252,217.49) | 14,437,437.41 | 14,185,219.92 | 647,251.62 | |
| 10100 GENERAL FUND | 46065 AIS ADMINISTRATION | 199,504.69 | 57,270.03 | 256,774.72 | 6,853,433.30 | |
| 10100 GENERAL FUND | 46070 GRANT/CONTRACT ADMIN | 69,851.85 | 866,107.62 | 935,959.47 | 4,013,008.15 | |

# PERIODIC FINANCIAL STATEMENT - SCHEDULE OF REVENUES AND EXPENDITURES BY FUND AND ORGANIZATIONAL UNIT - GL041

Date 14-AUG-2025 13:12:48

COSD

Current Period: JUL-25

Currency: USD

No specific FUND requested

| FUND | ORG | EXPENDITURES | ENCUMBRANCES | EXPENDITURES & ENCUMBRANCES | REMAINING BUDGET | REVENUE |
|---|---|---|---|---|---|---|
| 10100 GENERAL FUND | 46075 OMBUDSMAN | 62,369.07 | 62,525.79 | 124,894.86 | 1,892,317.14 | |
| 10100 GENERAL FUND | 46080 NUTRITION | 0.00 | 13,184,915.25 | 13,184,915.25 | 919,932.33 | |
| 10100 GENERAL FUND | 46085 ADULT PROTECTIVE SVCS(GF) | 1,019,958.32 | 1,014,566.62 | 2,034,524.94 | 35,025,026.18 | 7,000,000.00 |
| 10100 GENERAL FUND | 46095 OTHERS(GENERAL FUND) | (14,229.04) | 173,918.06 | 159,689.02 | 12,810.98 | |
| 10100 GENERAL FUND | 46100 MULTI-PURP SR SVCS PROG | 110,360.40 | 379,359.69 | 489,720.09 | 3,330,572.91 | |
| 10100 GENERAL FUND | 46110 INFORMATION AND ASSISTANCE | 24,687.43 | 12,023.85 | 36,711.28 | 773,371.72 | |
| 10100 GENERAL FUND | 46120 CASE MGMT | 15,753.84 | 106,162.05 | 121,915.89 | 1,011,606.11 | |
| 10100 GENERAL FUND | 46125 LINKAGES | 27,204.40 | 4,196.66 | 31,401.06 | 798,149.94 | 1,444.90 |
| 10100 GENERAL FUND | 46130 LONG TERM CARE INTEGRATION | 15,656.16 | 151,864.36 | 167,520.52 | 4,164,002.48 | |
| 10100 GENERAL FUND | 46140 PREVENTIVE HEALTH (TITLE III | 40,388.58 | 942,221.48 | 982,610.06 | 1,451,844.94 | |
| 10100 GENERAL FUND | 46145 RESPITE CARE REGISTRY | 0.00 | 689,529.37 | 689,529.37 | 366,318.96 | |
| 10100 GENERAL FUND | 46155 RETIRED SR VOLUNTEER PROG | 14,709.48 | 2,124.96 | 16,834.42 | 228,207.58 | |
| 10100 GENERAL FUND | 46170 IN HOME SUPPORT SVCS | 1,643,325.29 | 1,941,071.06 | 3,584,396.35 | 162,452,682.41 | |
| 10100 GENERAL FUND | 46180 MENTAL HEALTH SENIOR TEAM | 1,628.83 | 1,200.00 | 2,828.83 | 210,780.17 | |
| 10100 GENERAL FUND | 46187 CAREGIVER | 5,734.32 | 772,948.15 | 778,682.47 | 1,348,378.55 | |
| 10100 GENERAL FUND | 46191 IHSS PUBLIC AUTHORITY | 13,765,628.75 | 2,504,890.34 | 16,270,519.09 | 41,199,735.91 | 42,404.74 |
| 10100 GENERAL FUND | 46194 PUBLIC ADMINISTRATOR | 112,957.67 | 795,578.00 | 908,535.67 | 3,126,531.15 | 51,773.12 |
| 10100 GENERAL FUND | 46195 PUBLIC GUARDIAN | 103,403.47 | 211,857.92 | 315,261.39 | 2,815,188.28 | 33,127.26 |
| 10100 GENERAL FUND | 46200 CFWB ADMINISTRATION | 463,565.06 | 43,290,394.64 | 43,753,959.70 | 28,018,443.72 | 23,152,771.45 |
| 10100 GENERAL FUND | 46202 CFWB ADOPTIONS | 371,131.99 | 768,204.28 | 1,139,336.27 | 13,233,656.67 | 13,457.00 |
| 10100 GENERAL FUND | 46203 CCWS INDEPENDENT LIVING SKILL | 0.00 | 240,000.00 | 240,000.00 | (240,000.00) | |
| 10100 GENERAL FUND | 46204 CFWB POLINSKY CHILDRENS CENTE | 376,858.25 | 8,950,766.99 | 9,327,625.24 | 23,526,436.51 | |
| 10100 GENERAL FUND | 46205 CFWB SAN PASQUAL FACILITY | 5,715.79 | 942,924.46 | 948,640.25 | 4,187,323.75 | 3,569.47 |
| 10100 GENERAL FUND | 46206 CFWB SAN PASQUAL OPERATIONS | 49,758.60 | 2,495,152.78 | 2,544,911.58 | 11,234,045.01 | |
| 10100 GENERAL FUND | 46209 CWS RESIDENTIAL SERVICES | (1,047.00) | 466,403.31 | 465,356.31 | (24,096.96) | 2,882.00 |
| 10100 GENERAL FUND | 46210 CFWB CHILD AND FAMILY STRENGT | 0.00 | 933,968.49 | 933,968.49 | 790,694.26 | |
| 10100 GENERAL FUND | 46211 CFWB WRAP PROGRAM | 0.00 | 7,211,726.25 | 7,211,726.25 | (635,492.25) | |
| 10100 GENERAL FUND | 46212 RESOURCE FAMILY APPROVAL | (39.65) | 55,012.83 | 54,973.18 | 24,004.23 | |
| 10100 GENERAL FUND | 46213 CFWB ELIGIBILITY | 174,886.68 | 115,232.82 | 290,119.50 | 6,146,769.50 | |
| 10100 GENERAL FUND | 46214 CFWB ASSISTANCE PAYMENTS | 13,463,184.20 | 5,553,259.82 | 19,016,444.02 | 143,047,101.69 | |
| 10100 GENERAL FUND | 46260 OFFICE OF STRATEGY AND INNOVA | 2,392.04 | 0.00 | 2,392.04 | (2,392.04) | |
| 10100 GENERAL FUND | 46275 STRATEGY AND COMMUNITY ENGAGE | 413,007.79 | 18,126.30 | 431,134.09 | 15,390,866.91 | |
| 10100 GENERAL FUND | 46276 COMMUNITY SERVICES BLOCK GRAN | 39,361.32 | 2,510,150.91 | 2,549,512.23 | 2,009,596.77 | |
| 10100 GENERAL FUND | 46277 DISPUTE RESOLUTION | 0.00 | 548,321.51 | 548,321.51 | 5,472.49 | |
| 10100 GENERAL FUND | 46278 SAFETY FIRST | 0.00 | 287,873.04 | 287,873.04 | 127,848.96 | |
| 10100 GENERAL FUND | 46310 CFWB CENTRAL REGION | 37,318.38 | 57,877.98 | 95,196.36 | 1,647,248.02 | |
| 10100 GENERAL FUND | 46311 CFWB EAST REGION | 39,820.96 | 34,007.67 | 73,828.63 | 2,751,925.37 | |
| 10100 GENERAL FUND | 46312 CFWB NORTH CENTRAL REGION | 23,969.20 | 51,024.16 | 74,993.36 | 1,064,700.92 | |
| 10100 GENERAL FUND | 46313 CFWB NORTH COASTAL REGION | 121,985.15 | 1,126,664.91 | 1,248,650.06 | 1,341,120.94 | |
| 10100 GENERAL FUND | 46314 CFWB NORTH INLAND REGION | 28,913.71 | 18,780.20 | 47,693.91 | 3,184,634.09 | |
| 10100 GENERAL FUND | 46315 CFWB SOUTH REGION | 31,335.39 | 1,750,185.05 | 1,781,520.44 | 2,023,550.11 | |
| 10100 GENERAL FUND | 46317 FIRST FIVE | 72,112.52 | 0.00 | 72,112.52 | 2,317,979.48 | 59,832.95 |
| 10100 GENERAL FUND | 46318 CFWB CHILD AND FAMILY STRENGT | 68,607.97 | 3,997,058.23 | 4,065,666.20 | (1,913,473.97) | |
| 10100 GENERAL FUND | 46319 CFWB EMERGENCY RESPONSE | 1,249,718.76 | 81,689.15 | 1,331,407.91 | 39,893,242.09 | |
| 10100 GENERAL FUND | 46320 CFWB PLACEMENT | 448,704.30 | 25,303.24 | 474,007.54 | 14,382,608.46 | |
| 10100 GENERAL FUND | 46321 CFWB ONGOING SERVICES | 948,929.68 | 9,190.04 | 958,119.72 | 30,714,409.32 | |
| 10100 GENERAL FUND | 46322 CFWB TRAINING | 848,952.87 | 476,599.52 | 1,325,552.39 | 21,425,685.73 | |
| 10100 GENERAL FUND | 46323 CFWB SPECIALTY PROGRAMS | 784,637.19 | 17,664,508.07 | 18,449,145.26 | 17,438,625.32 | |
| 10100 GENERAL FUND | 46324 CFWB SUPPORTIVE SERVICES | 417,703.73 | 47,635.90 | 465,339.63 | 13,779,981.61 | |
| 10100 GENERAL FUND | 46370 PUBLIC HEALTH SERVICES - CENT | (597.96) | 0.00 | (597.96) | 597.96 | |
| 10100 GENERAL FUND | 46375 PUBLIC HEALTH SERVICES - SOUT | (3,584.81) | 0.00 | (3,584.81) | 3,584.81 | |

# PERIODIC FINANCIAL STATEMENT - SCHEDULE OF REVENUES AND EXPENDITURES BY FUND AND ORGANIZATIONAL UNIT - GL041

Date:14-AUG-2025 13:12:48

COSD

Current Period: JUL-25

Currency: USD

No specific FUND requested

| FUND | ORG | EXPENDITURES | ENCUMBRANCES | EXPENDITURES & ENCUMBRANCES | REMAINING BUDGET | REVENUE |
|---|---|---|---|---|---|---|
| 10100 GENERAL FUND | 46406 MEDICAL CARE SERVICES ADMIN | 188,186.15 | 423,975.96 | 612,162.11 | 7,516,042.89 | |
| 10100 GENERAL FUND | 46407 NURSING | 985,196.44 | 2,987,287.08 | 3,972,483.52 | 30,404,325.48 | |
| 10100 GENERAL FUND | 46408 MCSD PHARMACY | 307,778.67 | 3,811,202.58 | 4,118,981.25 | 4,103,777.75 | 4,141.28 |
| 10100 GENERAL FUND | 46409 SDAIM | 52,550.87 | 174,834.00 | 227,384.87 | 2,097,246.13 | |
| 10100 GENERAL FUND | 46414 MEDICAL CARE SERVICES ADMIN | 1,199.77 | 507,925.34 | 509,125.11 | 1,490,874.89 | 8,555,000.00 |
| 10100 GENERAL FUND | 46415 NURSING | 7,451.14 | 119,881.58 | 127,332.72 | (105,212.73) | 2,070,160.33 |
| 10100 GENERAL FUND | 46416 MCSD PHARMACY | 5,096.53 | 845,079.05 | 850,175.58 | (843,166.43) | 73,000.00 |
| 10100 GENERAL FUND | 46417 SDAIM | (30,000.00) | 93,311.50 | 63,311.50 | 972,667.00 | 1,052,000.00 |
| 10100 GENERAL FUND | 46440 HEALTH CARE POLICY ADMINISTRA | 8,029.23 | 4,224,302.01 | 4,232,331.24 | 143,524.76 | 173.33 |
| 10100 GENERAL FUND | 46441 REGIONAL SELF SUFFICIENCY STA | 1,380,718.91 | 10,880,475.09 | 12,261,194.00 | 41,077,944.69 | 1,510,850.00 |
| 10100 GENERAL FUND | 46442 FRC METRO | 136,425.39 | 0.00 | 136,425.39 | 4,503,104.61 | |
| 10100 GENERAL FUND | 46443 FRC MILLS | 424,172.82 | 0.00 | 424,172.82 | 12,074,683.18 | |
| 10100 GENERAL FUND | 46444 FRC NORTHEAST | 461,857.01 | 0.00 | 461,857.01 | 14,084,153.99 | |
| 10100 GENERAL FUND | 46445 FRC SOUTHEAST | 427,118.47 | 0.00 | 427,118.47 | 12,615,394.53 | |
| 10100 GENERAL FUND | 46446 FRC LEMON GROVE | 440,285.98 | 0.00 | 440,285.98 | 12,975,907.02 | |
| 10100 GENERAL FUND | 46447 FRC EL CAJON | 740,957.28 | 0.00 | 740,957.28 | 22,256,861.72 | |
| 10100 GENERAL FUND | 46448 FRC NORTH CENTRAL | 695,807.98 | 0.00 | 695,807.98 | 20,945,623.02 | |
| 10100 GENERAL FUND | 46449 ACCESS | 1,403,273.12 | 0.00 | 1,403,273.12 | 47,210,949.88 | |
| 10100 GENERAL FUND | 46450 FRC OCEANSIDE | 631,224.85 | 0.00 | 631,224.85 | 19,873,067.15 | |
| 10100 GENERAL FUND | 46451 FRC ESCONDIDO | 787,161.94 | 0.00 | 787,161.94 | 25,213,015.06 | |
| 10100 GENERAL FUND | 46452 FRC SOUTH | 866,437.79 | 171,162.53 | 1,037,600.32 | 26,489,596.21 | |
| 10100 GENERAL FUND | 46453 FRC NATIONAL CITY | 411,588.20 | 0.00 | 411,588.20 | 12,267,977.60 | |
| 10100 GENERAL FUND | 46454 DOCUMENT PROCESSING CENTER | 531,829.73 | 0.00 | 531,829.73 | 15,845,320.27 | |
| 10100 GENERAL FUND | 46456 HEALTH COVERAGE ACCESS | 395,214.07 | 0.00 | 395,214.07 | 10,979,376.93 | |
| 10100 GENERAL FUND | 46457 SELF-SUFFICIENCY ADMINISTRATI | 1,507,568.73 | 11,155,755.39 | 12,663,322.12 | 56,792,144.72 | 25,835.91 |
| 10100 GENERAL FUND | 46458 SELF-SUFFICIENCY CONTRACTS | 1,405.94 | 50,587,042.47 | 50,588,448.41 | 30,226,793.59 | 228,950.01 |
| 10100 GENERAL FUND | 46459 SELF-SUFFICIENCY ASSISTANCE P | 24,555,303.76 | 0.00 | 24,555,303.76 | 348,268,777.24 | |
| 10100 GENERAL FUND | 46460 HCD ADMINISTRATION | 38,899.31 | 41,266.61 | 80,165.92 | 2,025,171.08 | |
| 10100 GENERAL FUND | 46461 HCD COMMUNITY DEVELOPMENT | 181,916.55 | 4,362,792.64 | 4,544,709.19 | 4,941,395.89 | 28,572.23 |
| 10100 GENERAL FUND | 46462 HCD RENTAL ASSISTANCE | 333,593.61 | 6,969,805.66 | 7,303,399.27 | 18,070,989.27 | 406,631.21 |
| 10100 GENERAL FUND | 46463 HCD FISCAL AND OTHER SUPPORT | 108,460.81 | 35,859.87 | 144,320.68 | 4,520,581.32 | 76,217.18 |
| 10100 GENERAL FUND | 46465 OFFICE OF MILITARY & VETERANS | 108,972.73 | 282,508.87 | 391,481.60 | 4,398,892.40 | |
| 10100 GENERAL FUND | 46470 CDBG - COMMUNITY DEVELOPMENT | 0.00 | 2,381,075.88 | 2,381,075.88 | 2,244,679.55 | |
| 10100 GENERAL FUND | 46471 CDBG - RES REHAB | 40,000.00 | 23,935.00 | 63,935.00 | 436,065.00 | 14,450.00 |
| 10100 GENERAL FUND | 46472 CDBG - AFFORDABLE HOUSING | 0.00 | 0.00 | 0.00 | 500,000.00 | 8,443.49 |
| 10100 GENERAL FUND | 46475 OFFICE OF IMMIGRANT AND REFUG | 81,469.43 | 1,800,229.07 | 1,881,698.50 | 3,102,296.50 | |
| 10100 GENERAL FUND | 46480 HOME - RENTAL ASSISTANCE | 116,164.00 | 2,144,077.95 | 2,260,241.95 | (660,241.95) | |
| 10100 GENERAL FUND | 46482 HOME - AFFORDABLE HOUSING | 0.00 | 3,705,010.00 | 3,705,010.00 | 12,511,561.00 | 31,940.00 |
| 10100 GENERAL FUND | 46483 HOME - DCCA | (14,085.24) | 346,822.50 | 332,737.26 | 1,535,736.24 | 59,553.29 |
| 10100 GENERAL FUND | 46490 HOPWA CITY | 217,450.00 | 4,207,270.14 | 4,424,720.14 | 2,374,455.22 | |
| 10100 GENERAL FUND | 46492 EMERGENCY SHELTER (ESG) | 0.00 | 872,910.74 | 872,910.74 | 265,865.00 | |
| 10100 GENERAL FUND | 46493 CALHOME | 55,660.09 | 0.00 | 55,660.09 | (55,660.09) | 55,660.09 |
| 10100 GENERAL FUND | 46497 STATE AND LOCAL AFFORDABLE HO | 2,281,535.17 | 42,874,149.92 | 45,155,685.09 | 61,637,722.06 | 97,200.84 |
| 10100 GENERAL FUND | 46498 HOMELESS SOLUTIONS | 452,770.86 | 39,836,672.13 | 40,289,442.99 | 20,475,304.01 | |
| 10100 GENERAL FUND | 46500 HOMELESS SOLUTIONS AND EQUITA | 384,332.83 | 4,227,661.17 | 4,611,994.00 | (4,585,280.00) | |
| 10100 GENERAL FUND | 46501 HOMELESS SOLUTIONS | (46,228.23) | 11,157,855.41 | 11,111,627.18 | 12,165,445.34 | |
| 10100 GENERAL FUND | 46502 EQUITABLE COMMUNITIES | 10,190.92 | 0.00 | 10,190.92 | (10,190.92) | 195,000.00 |
| 10100 GENERAL FUND | 46503 COMMUNITY SERVICES BLOCK GRAN | (23,303.50) | 594,523.53 | 571,220.03 | (571,220.03) | |
| 10100 GENERAL FUND | 46504 DISPUTE RESOLUTION | 0.00 | 45,517.22 | 45,517.22 | (45,517.22) | |
| 10100 GENERAL FUND | 46505 SAFETY FIRST | 0.00 | 43,322.21 | 43,322.21 | (43,322.21) | |
| 10100 GENERAL FUND | 46506 OFFICE OF IMMIGRANT AND REFUG | (2,669.81) | 875,817.53 | 873,147.72 | (379,826.80) | |

# PERIODIC FINANCIAL STATEMENT - SCHEDULE OF REVENUES AND EXPENDITURES BY FUND AND ORGANIZATIONAL UNIT - GL041

Date:14-AUG-2025 13:12:48

COSD
Current Period: JUL-25

Currency: USD
No specific FUND requested

| FUND | ORG | EXPENDITURES | ENCUMBRANCES | EXPENDITURES & ENCUMBRANCES | REMAINING BUDGET | REVENUE |
|---|---|---|---|---|---|---|
| 10100 GENERAL FUND | 46508 COMMUNITY HEALTH PROMOTION | 14,788.10 | 7.43 | 14,795.53 | (14,795.53) | 659,000.00 |
| 10100 GENERAL FUND | 47450 ADMINISTRATION | 98,705.92 | 52,811.82 | 151,517.74 | 8,077,700.08 | |
| 10100 GENERAL FUND | 47460 TECHNICAL SERVICES DIVISION | 299,736.60 | 375,424.99 | 675,161.59 | 3,831,715.78 | |
| 10100 GENERAL FUND | 47466 CAMPAIGN SERVICES | 80,137.00 | 43,382.57 | 123,519.57 | 4,012,756.43 | |
| 10100 GENERAL FUND | 47467 GIS AND DOCUMENT SERVICES | 20,348.20 | 0.00 | 20,348.20 | 701,462.80 | |
| 10100 GENERAL FUND | 47468 MAPS AND POLLS | 27,744.71 | 507.70 | 28,252.41 | 1,303,259.29 | |
| 10100 GENERAL FUND | 47469 LANGUAGE SERVICES | 30,383.62 | 0.00 | 30,383.62 | 1,295,298.38 | |
| 10100 GENERAL FUND | 47471 POLL WORKER RECRUITMENT | 16,976.97 | 0.00 | 16,976.97 | 792,290.03 | |
| 10100 GENERAL FUND | 47472 POLL WORKER TRAINING | 32,866.44 | 3,624.00 | 36,490.44 | 1,447,759.56 | |
| 10100 GENERAL FUND | 47473 LOGISTICS AND WAREHOUSE OPERA | 26,322.52 | 113,849.71 | 140,172.23 | 2,094,773.48 | |
| 10100 GENERAL FUND | 47480 PETITIONS | 27,026.30 | 0.00 | 27,026.30 | 1,569,287.70 | |
| 10100 GENERAL FUND | 47481 REGISTRATION | 40,747.59 | 0.00 | 40,747.59 | 3,815,266.41 | |
| 10100 GENERAL FUND | 47483 VOTE BY MAIL VOTERS | 37,247.09 | 563,455.18 | 600,702.27 | 4,766,749.91 | |
| 10100 GENERAL FUND | 47484 VOTE BY MAIL PROCESSING | 19,718.84 | 49,340.00 | 69,058.84 | 1,313,674.16 | |
| 10100 GENERAL FUND | 47485 VOTER OUTREACH | 155,503.91 | 0.00 | 155,503.91 | 4,808,796.09 | 276.73 |
| 10100 GENERAL FUND | 48300 PEST DETECTION | 114,045.54 | 74,528.36 | 188,573.90 | 4,581,317.43 | |
| 10100 GENERAL FUND | 48305 DIAGNOSTICS AND QUARANTINE | 55,993.83 | 246,153.75 | 302,147.58 | 2,550,602.24 | |
| 10100 GENERAL FUND | 48400 INTEGRATED PEST MGT | 34,296.73 | 191,990.41 | 226,287.14 | 1,380,801.08 | 4,839.55 |
| 10100 GENERAL FUND | 48500 PESTICIDE REGULATION | 127,443.17 | 563,250.92 | 690,694.09 | 4,390,616.56 | 37,306.75 |
| 10100 GENERAL FUND | 48550 ADMIN CORONER | 77,782.40 | 3,331.09 | 81,113.49 | 4,044,135.24 | |
| 10100 GENERAL FUND | 48555 INVESTIGATION | 123,121.76 | 572,668.58 | 695,790.34 | 7,535,634.33 | |
| 10100 GENERAL FUND | 48560 MEDICAL | 54,233.06 | 116,303.51 | 170,536.57 | 1,771,279.12 | |
| 10100 GENERAL FUND | 48565 LABORATORY | 119,371.38 | 303,617.04 | 422,988.42 | 4,454,709.52 | (53,400.58) |
| 10100 GENERAL FUND | 48575 PATHOLOGY | 102,873.97 | 806,679.49 | 909,553.46 | 5,860,948.66 | (4,876.20) |
| 10100 GENERAL FUND | 48600 AWM ADMIN | 161,486.49 | 5,340,335.81 | 5,501,822.30 | 7,677,701.54 | 50.00 |
| 10100 GENERAL FUND | 48700 WEIGHTS MEASURES ENFORCEMENT | 122,669.09 | 147,806.54 | 270,475.63 | 5,021,232.06 | 415,254.20 |
| 10100 GENERAL FUND | 48705 AGRICULTURAL STANDARDS | 44,821.80 | 33,685.87 | 78,507.67 | 1,896,379.75 | 7,364.00 |
| 10100 GENERAL FUND | 48800 PHPP- PLANT HEALTH PEST PREVE | 130,100.27 | 50,260.80 | 180,361.07 | 4,836,134.71 | 104,139.00 |
| 10100 GENERAL FUND | 48910 UNIVERSITY OF CALIFORNIA COOP | (390,000.00) | 1,350,000.00 | 960,000.00 | 0.00 | |
| 10100 GENERAL FUND | 49150 ANIMAL SERVICES ADMIN | 72,493.26 | 194,332.59 | 266,825.85 | 3,278,116.15 | (722.00) |
| 10100 GENERAL FUND | 49154 NORTH COUNTY ANIMAL SHELTER | 69,660.55 | 51,066.62 | 140,727.17 | 3,504,456.83 | 5,531.09 |
| 10100 GENERAL FUND | 49156 SOUTH COUNTY ANIMAL SHELTER | 110,203.12 | 52,679.31 | 162,882.43 | 3,818,661.19 | 33,148.03 |
| 10100 GENERAL FUND | 49800 ADMINISTRATION | 196,899.82 | 2,929,187.73 | 3,126,087.55 | 12,834,728.86 | 50.00 |
| 10100 GENERAL FUND | 49805 LONG RANGE PLANNING | 474.94 | 20,728,709.67 | 20,729,184.61 | 5,228,084.86 | |
| 10100 GENERAL FUND | 49806 HOUSING | 66,000.86 | 4,500.00 | 70,500.86 | 2,188,501.14 | |
| 10100 GENERAL FUND | 49815 SUSTAINABILITY PLANNING | 100,117.12 | 19,061,055.92 | 19,161,173.04 | 4,816,548.84 | 4,336.00 |
| 10100 GENERAL FUND | 49820 PROJECT PLANNING | 216,141.75 | 7,795,224.33 | 8,011,366.08 | 8,708,016.46 | 435,629.14 |
| 10100 GENERAL FUND | 49830 LAND DEVELOPMENT | 192,087.16 | 1,731,336.27 | 1,923,423.43 | 6,189,216.51 | 505,840.20 |
| 10100 GENERAL FUND | 49840 BUILDING SERVICES | 364,608.16 | 3,541,175.27 | 3,905,783.43 | 15,405,458.64 | 896,056.37 |
| 10100 GENERAL FUND | 49850 CODE COMPLIANCE | 164,887.48 | 1,723,204.92 | 1,888,092.40 | 6,057,135.52 | 63,628.00 |
| 10100 GENERAL FUND | 49860 LUEG GIS | 43,552.51 | 1,166,493.11 | 1,210,045.62 | 755,692.49 | 4,006.40 |
| 10100 GENERAL FUND | 49870 SANGIS COSD | 19,747.91 | 0.00 | 19,747.91 | 1,328,045.09 | 71,974.47 |
| 10100 GENERAL FUND | 50855 FLOOD CONTROL ENGIN-GF | 0.00 | 0.00 | 0.00 | 90,000.00 | |
| 10100 GENERAL FUND | 50861 SPECIAL PROJECTS | 0.00 | 267,772.34 | 267,772.34 | 270,374.78 | |
| 10100 GENERAL FUND | 50862 LUEG PROJECTS | 0.00 | 728,712.10 | 728,712.10 | 381,000.00 | |
| 10100 GENERAL FUND | 50865 LANDFILL CLOSURE SUPP-GF | 115,914.89 | 4,413,538.17 | 4,529,453.06 | 11,486,652.93 | |
| 10100 GENERAL FUND | 50870 POLICY OUTREACH DATA | 27,840.90 | 1,676.79 | 29,517.69 | 1,327,621.10 | |
| 10100 GENERAL FUND | 50875 MAINTENANCE-GF | 20,059.09 | 528,642.78 | 548,701.87 | 1,134,973.91 | 1,066.74 |
| 10100 GENERAL FUND | 50880 SPECIAL DISTRICTS-GF | 0.00 | 413,860.29 | 413,860.29 | 14,413.14 | |
| 10100 GENERAL FUND | 50900 IMPROVEMENTS AND GRADING-GF | 0.00 | 20,503.55 | 20,503.55 | 50,182.00 | |
| 10100 GENERAL FUND | 50907 PRIVATE DEVELOPMENT CONSTRUCT | 106,348.89 | 10,068.28 | 116,417.17 | 6,343,454.11 | 381,643.48 |

# PERIODIC FINANCIAL STATEMENT - SCHEDULE OF REVENUES AND EXPENDITURES BY FUND AND ORGANIZATIONAL UNIT - GL041

Date:14-AUG-2025 13:12:48

COSD

Current Period: JUL-25

Currency: USD

No specific FUND requested

| FUND | ORG | EXPENDITURES | ENCUMBRANCES | EXPENDITURES & ENCUMBRANCES | REMAINING BUDGET | REVENUE |
|---|---|---|---|---|---|---|
| 10100 GENERAL FUND | 50911 CAMPO WATER AND SEWER SYS | 0.00 | 100,000.00 | 100,000.00 | 376,640.00 | |
| 10100 GENERAL FUND | 50915 WATERSHED PROGRAM MGMT | 427,839.75 | 58,599,963.78 | 59,027,803.53 | (2,185,247.63) | 40,812.85 |
| 10100 GENERAL FUND | 52800 GENERAL ADMINISTRATION | 191,521.09 | 463,410.78 | 654,931.87 | 6,011,139.91 | 30,295.00 |
| 10100 GENERAL FUND | 52806 PARK OPERATIONS | 936,192.30 | 7,887,148.84 | 8,823,341.14 | 46,262,211.90 | 530,175.87 |
| 10100 GENERAL FUND | 52811 PARK DEVELOPMENT | 137,272.89 | 16,951,903.18 | 17,089,176.07 | 216,781.36 | 21,982.45 |
| 10100 GENERAL FUND | 52821 PARKS & REC OPEN SPACE | 103,233.43 | 5,893,601.90 | 5,996,835.33 | 6,449,312.97 | 83,640.35 |
| 10100 GENERAL FUND | 7397Z COFD PKS SANTA YSABEL NATURE | 0.00 | 28,031.26 | 28,031.26 | 0.00 | |
| 10100 GENERAL FUND | 7468Z COFD7468 RAMONA GRASSLANDS PH | 0.00 | 146,584.03 | 146,584.03 | 0.00 | |
| 10100 GENERAL FUND | 7494W COFD7494 LINDO LAKE IMPROVEME | 0.00 | 240,169.20 | 240,169.20 | 0.00 | |
| 10100 GENERAL FUND | 7494Z COFD7494 LINDO LAKE IMPROVEME | 0.00 | 68,545.22 | 68,545.22 | 0.00 | |
| 10100 GENERAL FUND | 7497U JFCF7497 REGIONAL COMMUNICATI | 0.00 | 3,288,361.40 | 3,288,361.40 | 0.00 | |
| 10100 GENERAL FUND | 7505Z COLIB7505 CASA DE ORO LIBRARY | 0.00 | 15,005,939.52 | 15,005,939.52 | 0.00 | |
| 10100 GENERAL FUND | 7509Z COLIB7509 4S RANCH LIBRARY EX | 0.00 | 3,765,183.12 | 3,765,183.12 | 0.00 | |
| 10100 GENERAL FUND | 7510Z COFD7510 SOUTH COUNTY ANIMAL | 0.00 | 13,329,398.99 | 13,329,398.99 | 0.00 | |
| 10100 GENERAL FUND | 7511Z COFD7511 SR76 MIDDLE PROJECT | 0.00 | 17,421.00 | 17,421.00 | 0.00 | |
| 10100 GENERAL FUND | 7514Z COFD7514 LAKESIDE EQUESTRIAN | 0.00 | 292,290.64 | 292,290.64 | 0.00 | |
| 10100 GENERAL FUND | 7526Z COFD7526 PALOMAR MOUNTAIN FIR | 0.00 | 190,602.98 | 190,602.98 | 0.00 | |
| 10100 GENERAL FUND | 7529Z COHC7529 SOUTHEAST SAN DIEGO | 0.00 | 2,920,168.32 | 2,920,168.32 | 0.00 | |
| 10100 GENERAL FUND | 7530Z COFD7530 FY17-18 PARKS PLAYGR | 0.00 | 1,836,503.24 | 1,836,503.24 | 0.00 | |
| 10100 GENERAL FUND | 7533Z COFD7533 OTAY LAKES PARK SEWE | 0.00 | 884,734.27 | 884,734.27 | 0.00 | |
| 10100 GENERAL FUND | 7536Z COFD7536 LAMAR PLAYGROUND SHA | 0.00 | 78,904.51 | 78,904.51 | 0.00 | |
| 10100 GENERAL FUND | 7537Z COFD7537 HILTON HEAD PLAYGROU | 0.00 | 98,066.76 | 98,066.76 | 0.00 | |
| 10100 GENERAL FUND | 7538Z COFD7538 FLINN SPRINGS PLAYGR | 0.00 | 132,929.06 | 132,929.06 | 0.00 | |
| 10100 GENERAL FUND | 7539Z COFD7539 STEELE CANYON PLAYGR | 0.00 | 129,843.07 | 129,843.07 | 0.00 | |
| 10100 GENERAL FUND | 7543Y COFD7543 COUNTY ADMINISTRATIO | 0.00 | 1,827,000.00 | 1,827,000.00 | 0.00 | |
| 10100 GENERAL FUND | 7543Z COFD7543 COUNTY ADMINISTRATIO | 0.00 | 26,411,429.72 | 26,411,429.72 | 0.00 | |
| 10100 GENERAL FUND | 7549Z COFD7549 SWEETWATER REG PK CO | 0.00 | 4,397.84 | 4,397.84 | 0.00 | |
| 10100 GENERAL FUND | 7557Z COFD7557 BORREGO SPRINGS SHAD | 0.00 | 116,262.00 | 116,262.00 | 0.00 | |
| 10100 GENERAL FUND | 7559Z COFD7559 SLRRP MOOSA ACTIVE R | 0.00 | 26,317,737.32 | 26,317,737.32 | 0.00 | |
| 10100 GENERAL FUND | 7560Z COFD7560 SLRRP DULINE ROAD AC | 0.00 | 559,651.45 | 559,651.45 | 0.00 | |
| 10100 GENERAL FUND | 7561Z COFD7561 ALPINE LOCAL PARK AC | 0.00 | 17,500,416.22 | 17,500,416.22 | 0.00 | |
| 10100 GENERAL FUND | 7562W COFD7562 SAN DIEGUITO PLAYGRO | 0.00 | 83,912.88 | 83,912.88 | 0.00 | |
| 10100 GENERAL FUND | 7563W COFD7563 PATRIOT PARK PLAYGRO | 0.00 | 83,469.61 | 83,469.61 | 0.00 | |
| 10100 GENERAL FUND | 7564W COFD7564 LIBERTY PARK PLAYGRO | 0.00 | 83,923.67 | 83,923.67 | 0.00 | |
| 10100 GENERAL FUND | 7565Z COFD7565 DOS PICOS PARK PLAYG | 0.00 | 357,189.73 | 357,189.73 | 0.00 | |
| 10100 GENERAL FUND | 7566Z COFD7566 HEISE PARK PLAYGROUN | 0.00 | 271,890.39 | 271,890.39 | 0.00 | |
| 10100 GENERAL FUND | 7567Z COFD7567 SYCUAN KUMEYAAY VILA | 0.00 | 2,922,628.40 | 2,922,628.40 | 0.00 | |
| 10100 GENERAL FUND | 7568Z COFD7568 STELZER PRK RANGER S | 0.00 | 20,791.76 | 20,791.76 | 0.00 | |
| 10100 GENERAL FUND | 7570Z COFD7570 JESS MARTIN PARK WAT | 0.00 | 3,566.75 | 3,566.75 | 0.00 | |
| 10100 GENERAL FUND | 7571Z COFD7571 LINDO LAKE PHOTOVOLT | 0.00 | 82,527.19 | 82,527.19 | 0.00 | |
| 10100 GENERAL FUND | 7572Z COFD7572 SYCAMORE CANYON TRAI | 0.00 | 3,823,068.92 | 3,823,068.92 | 0.00 | |
| 10100 GENERAL FUND | 7573Z COFD7573 GUAJOME COUNTY PARK | 0.00 | 49,942.48 | 49,942.48 | 0.00 | |
| 10100 GENERAL FUND | 7574Z COFD7574 SAGE HILL STAGING AR | 0.00 | 591,284.94 | 591,284.94 | 0.00 | |
| 10100 GENERAL FUND | 7575Z COFD7575 OTAY LAKES PARK PRIM | 0.00 | 750,000.00 | 750,000.00 | 0.00 | |
| 10100 GENERAL FUND | 7578Z COFD7578 OLD IRONSIDE PARK VO | 0.00 | 4,443.18 | 4,443.18 | 0.00 | |
| 10100 GENERAL FUND | 7580Z COLIB7580 JULIAN LIBRARY COMM | 0.00 | 435,119.25 | 435,119.25 | 0.00 | |
| 10100 GENERAL FUND | 7634Z COFD7634 MT WOODSON ACQ AND P | 0.00 | 1,104,250.23 | 1,104,250.23 | 0.00 | |
| 10100 GENERAL FUND | 7688Z COFD7688 CALAVO PARK | 0.00 | 17,618,662.23 | 17,618,662.23 | 0.00 | |
| 10100 GENERAL FUND | 7706Z COFD7706 JACUMBA FIRE STN 43 | 0.00 | 16,029,476.56 | 16,029,476.56 | 0.00 | |
| 10100 GENERAL FUND | 7708Z COFD7708 OVRP HERITAGE STAGIN | 0.00 | 3,348,394.67 | 3,348,394.67 | 0.00 | |
| 10100 GENERAL FUND | 7709Z COFD7709 SR94 SAFE PASSAGE | 0.00 | 825,407.96 | 825,407.96 | 0.00 | |

## PERIODIC FINANCIAL STATEMENT - SCHEDULE OF REVENUES AND EXPENDITURES BY FUND AND ORGANIZATIONAL UNIT - GL041

Date 14-AUG-2025 13 12:48

COSD

Current Period: JUL-25

Currency: USD

No specific FUND requested

| FUND | ORG | EXPENDITURES | ENCUMBRANCES | EXPENDITURES & ENCUMBRANCES | REMAINING BUDGET | REVENUE |
|---|---|---|---|---|---|---|
| 10100 GENERAL FUND | 7710Z COFD7710 LAKESIDE BSEBLL PK S | 0.00 | 112,921.51 | 112,921.51 | 0.00 | |
| 10100 GENERAL FUND | 7711W COFD7711 POTTS TRAILS | 0.00 | 207,389.12 | 207,389.12 | 0.00 | |
| 10100 GENERAL FUND | 7712Z COFD7712 LONNY BREWER PARK LE | 0.00 | 73,065.09 | 73,065.09 | 0.00 | |
| 10100 GENERAL FUND | 7713Z COFD7713 OTAY LAKES COUNTY PK | 0.00 | 1,000,000.00 | 1,000,000.00 | 0.00 | |
| 10100 GENERAL FUND | 7714Z COFD7714 SANTA YSABEL EAST WE | 0.00 | 939,012.67 | 939,012.67 | 0.00 | |
| 10100 GENERAL FUND | 7715Z COFD7715 SWEETWATER LP TRAIL | 0.00 | 4,014,099.73 | 4,014,099.73 | 0.00 | |
| 10100 GENERAL FUND | 7717Z COFD7717 FALLBROOK LOCAL PARK | 0.00 | 2,045,974.99 | 2,045,974.99 | 0.00 | |
| 10100 GENERAL FUND | 7718Z COFD7718 SAN DIEGUITO LOCAL P | 0.00 | 420,000.00 | 420,000.00 | 0.00 | |
| 10100 GENERAL FUND | 7720Z COFD7720 EUCALYPTUS CTY PARK | 0.00 | 119,103.38 | 119,103.38 | 0.00 | |
| 10100 GENERAL FUND | 7721Z COFD7721 GOODLAND ACR CTY PK | 0.00 | 88,637.12 | 88,637.12 | 0.00 | |
| 10100 GENERAL FUND | 7722Z COFD7722 PINE VALLEY CTY PK P | 0.00 | 147,716.67 | 147,716.67 | 0.00 | |
| 10100 GENERAL FUND | 7723Z COFD7723 STEELE CNYN CTY PK | 0.00 | 164,549.53 | 164,549.53 | 0.00 | |
| 10100 GENERAL FUND | 7727Z COFD7727 LINDO LAKE CTY PK PL | 0.00 | 455,233.09 | 455,233.09 | 0.00 | |
| 10100 GENERAL FUND | 7728Z COFD7728 DOS PICOS CTY PK SMA | 0.00 | 228,496.88 | 228,496.88 | 0.00 | |
| 10100 GENERAL FUND | 7729Z COFD7729 STEELE CNYN CTY PK P | 0.00 | 257,500.14 | 257,500.14 | 0.00 | |
| 10100 GENERAL FUND | 7731Z COFD7731 RICC HHSA FAM RESOUR | 0.00 | 1,367,455.27 | 1,367,455.27 | 0.00 | |
| 10100 GENERAL FUND | 7739Z COFD7739 SWEETWATER SUMMIT RE | 0.00 | 318,576.46 | 318,576.46 | 0.00 | |
| 10100 GENERAL FUND | 7764Z MMCOF7764 SBRC ESCALATOR AND | 0.00 | 880,694.33 | 880,694.33 | 0.00 | |
| 10100 GENERAL FUND | 7768Z COFD7768 HERITAGE PARK BUILDI | 0.00 | 8,999,886.80 | 8,999,886.80 | 0.00 | |
| 10100 GENERAL FUND | 7769Z COFD7769 VALLEY CENTER PARKS | 0.00 | 37,256.87 | 37,256.87 | 0.00 | |
| 10100 GENERAL FUND | 7790Z COFD7790 BOULDER OAKS PRESERV | 0.00 | 2,069,561.21 | 2,069,561.21 | 0.00 | |
| 10100 GENERAL FUND | 7791Z COFD7791 SWEETWATER LANE COUN | 0.00 | 1,228,836.01 | 1,228,836.01 | 0.00 | |
| 10100 GENERAL FUND | 7792Z COFD7792 SOUTH LANE PARK | 0.00 | 347,164.23 | 347,164.23 | 0.00 | |
| 10100 GENERAL FUND | 7796Z COFD7796 HALL OF JUSTICE | 0.00 | 5,623,510.11 | 5,623,510.11 | 0.00 | |
| 10100 GENERAL FUND | 7805Z COFD7805 EL MONTE RIVER VALLE | 0.00 | 5,766,327.52 | 5,766,327.52 | 0.00 | |
| 10100 GENERAL FUND | 7836Z COFD7836 WATERFRONT PARK ACTI | 0.00 | 152,352.46 | 152,352.46 | 0.00 | |
| 10100 GENERAL FUND | 7837Z COFD7837 FELICITA COUNTY PARK | 0.00 | 1,881,407.06 | 1,881,407.06 | 0.00 | |
| 10100 GENERAL FUND | 7840Z COFD7840 OVRP COMMUNITY GARDE | 0.00 | 950,000.00 | 950,000.00 | 0.00 | |
| 10100 GENERAL FUND | 7841Z COFD7841 DESCANSO FS 45 APPAR | 0.00 | 134,756.81 | 134,756.81 | 0.00 | |
| 10100 GENERAL FUND | 7844Z COHC7844 HEALTH SERVICES COMP | 0.00 | 14,629,729.11 | 14,629,729.11 | 0.00 | |
| 10100 GENERAL FUND | 7845Z COLIB7845 EL CAJON BRANCH LIB | 0.00 | 255,707.31 | 255,707.31 | 0.00 | |
| 10100 GENERAL FUND | 7848Z COFD7848 MIRA MESA EPICENTRE | 0.00 | 7,738,441.33 | 7,738,441.33 | 0.00 | |
| 10100 GENERAL FUND | 7849Z COFD7849 LOS PENASQUITOS CANY | 0.00 | 1,607,641.25 | 1,607,641.25 | 0.00 | |
| 10100 GENERAL FUND | 7893Z COFD7893 COLLIER AND CALAVO P | 0.00 | 11,532.30 | 11,532.30 | 0.00 | |
| 10100 GENERAL FUND | 7894Z COFD7894 NCRC MAJOR SYSTEMS R | 0.00 | 1,000,000.00 | 1,000,000.00 | 0.00 | |
| 10100 GENERAL FUND | 7895Z COFD7895 TJRV SMUGG GULCH DRE | 0.00 | 2,867.26 | 2,867.26 | 0.00 | |
| 10100 GENERAL FUND | 7908Z COFD7908 LINDO LAKE IMPROVEME | 0.00 | 19,478,524.83 | 19,478,524.83 | 0.00 | |
| 10100 GENERAL FUND | 7909Z COFD7909 SLRRP PRADO ACQUISIT | 0.00 | 2,020,418.58 | 2,020,418.58 | 0.00 | |
| 10100 GENERAL FUND | 7910Z COFD7910 SWEETWATER BIKE SKIL | 0.00 | 1,949,866.26 | 1,949,866.26 | 0.00 | |
| 10100 GENERAL FUND | 7911Z COFD7911 TJRVP ACTIVE RECREAT | 0.00 | 2,123,296.95 | 2,123,296.95 | 0.00 | |
| 10100 GENERAL FUND | 7912Z COFD7912 LAKESIDE SOCCER FIEL | 0.00 | 322,780.32 | 322,780.32 | 0.00 | |
| 10100 GENERAL FUND | 7926Z MMCOF7926 RAMONA ROAD STATION | 0.00 | 166,431.74 | 166,431.74 | 0.00 | |
| 10100 GENERAL FUND | 7929Z MMCOF7929 SAN MARCOS ROAD STA | 0.00 | 190,553.81 | 190,553.81 | 0.00 | |
| 10100 GENERAL FUND | 7966Z COFD7966 EOC AND SHF COMMUNIC | 0.00 | 282.73 | 282.73 | 0.00 | |
| 10100 GENERAL FUND | 7967Z COFD7967 STOWE TRAIL ACQUISIT | 0.00 | 4,403,750.31 | 4,403,750.31 | 0.00 | |
| 10100 GENERAL FUND | 7968Z COFD7968 SANTA MARIA CREEK GR | 0.00 | 765,194.77 | 765,194.77 | 0.00 | |
| 10100 GENERAL FUND | 7970Z COFD7970 CASA DE ORO LIBRARY | 0.00 | 2,232,683.43 | 2,232,683.43 | 0.00 | |
| 10100 GENERAL FUND | 7971Z JFCF7971 RAMONA SHERIFF STATI | 0.00 | 6,606,116.84 | 6,606,116.84 | 3,000,000.00 | |
| 10100 GENERAL FUND | 7978Z MMCOF7978 EMDF ELECTRIC VEHIC | 0.00 | 550,000.00 | 550,000.00 | 0.00 | |
| 10100 GENERAL FUND | 7979Z MMCOF7979 SAN MARCOS OFFICES | 0.00 | 80,000.00 | 80,000.00 | 0.00 | |
| 10100 GENERAL FUND | 7980Z MMCOF7980 SOUTH LOT LINE COC | 0.00 | 20,627.72 | 20,627.72 | 0.00 | |

# PERIODIC FINANCIAL STATEMENT - SCHEDULE OF REVENUES AND EXPENDITURES BY FUND AND ORGANIZATIONAL UNIT - GL041

Date:14-AUG-2025 13 12:48

COSD

Current Period: JUL-25

Currency: USD

No specific FUND requested

| FUND | ORG | EXPENDITURES | ENCUMBRANCES | EXPENDITURES & ENCUMBRANCES | REMAINING BUDGET | REVENUE |
|---|---|---|---|---|---|---|
| 10100 GENERAL FUND | 7983Z COFD7983 BUTTERFIELD RANCH AC | 0.00 | 1,000,000.00 | 1,000,000.00 | 0.00 | |
| 10100 GENERAL FUND | 7989Z MMCOF7989 EL CAJON FRC EV CHA | 0.00 | 196,987.64 | 196,987.64 | 0.00 | |
| 10100 GENERAL FUND | 7990Z MMCOF7990 EDGEMOOR SNF EV CHA | 0.00 | 196,736.61 | 196,736.61 | 0.00 | |
| 10100 GENERAL FUND | 7993Z COFD7993 DICTIONARY HILLS | 0.00 | 768,367.32 | 768,367.32 | 0.00 | |
| 10100 GENERAL FUND | 7994Z COFD7994 ENCINITAS LANDFILL P | 0.00 | 1,000,000.00 | 1,000,000.00 | 0.00 | |
| 10100 GENERAL FUND | 7A44Z COFD7A44 TJ RIVER VALLEY SPOO | 0.00 | 17,400.00 | 17,400.00 | 0.00 | |
| 10100 GENERAL FUND | 7A47Z MMCOF7A47 EAST COUNTY REGIONA | 0.00 | 177,607.70 | 177,607.70 | 0.00 | |
| 11100 ROAD FUND | 53405 CONST CONTRACTS/MATLS/RWY | (1,771,734.12) | 143,286,815.34 | 141,515,081.22 | 188,043,157.67 | |
| 11100 ROAD FUND | 53420 CIP PROJECT DEVELOPMENT | 314,809.43 | 36,836.60 | 351,646.03 | 13,683,220.93 | 57,434.31 |
| 11100 ROAD FUND | 53425 CONSTRUCTION ENGINEERING | 116,171.32 | 1,912.78 | 118,084.10 | 5,933,068.68 | 4,094.64 |
| 11100 ROAD FUND | 53430 MATERIALS LAB | 50,331.87 | 116,553.05 | 166,884.92 | 1,915,522.10 | 4,498.66 |
| 11100 ROAD FUND | 53440 STRIPING CREW-RF | 36,152.77 | 5,355.38 | 41,508.15 | 1,939,751.23 | |
| 11100 ROAD FUND | 53445 DRAINAGE CREW-RF | 26,147.96 | 5,138.50 | 31,286.46 | 1,117,703.04 | 40,789.64 |
| 11100 ROAD FUND | 53450 CONST AND REPAIR CREW-RF | 33,304.82 | 3,368.27 | 36,673.09 | 1,760,233.20 | |
| 11100 ROAD FUND | 53455 ROAD STRUCTURES CREW-RF | 25,522.01 | 3,361.52 | 28,883.53 | 1,457,647.99 | |
| 11100 ROAD FUND | 53457 LITTER CREW | 18,890.94 | 263,686.04 | 282,576.98 | 1,267,317.06 | |
| 11100 ROAD FUND | 53460 FIELD ENGIN AND ADMIN-RF | 95,703.73 | 3,027,935.96 | 3,123,639.69 | 10,008,015.17 | 23,129.11 |
| 11100 ROAD FUND | 53465 DIV I HEADQUARTERS-RF | 180,677.55 | 8,677,897.57 | 8,858,575.12 | (3,288,011.04) | 90.86 |
| 11100 ROAD FUND | 53470 ALPINE ROAD STATION-RF | 38,858.15 | 77,167.31 | 116,025.46 | 2,481,659.85 | (323.26) |
| 11100 ROAD FUND | 53475 CAMPO ROAD STATION-RF | 25,613.78 | 68,754.43 | 94,368.21 | 2,002,181.68 | 235.80 |
| 11100 ROAD FUND | 53480 JAMACHA ROAD STATION-RF | 30,293.61 | 4,845.84 | 35,139.45 | 2,051,951.39 | |
| 11100 ROAD FUND | 53485 JULIAN ROAD STATION-RF | 38,749.40 | 81,595.28 | 120,344.68 | 3,171,391.60 | 664.65 |
| 11100 ROAD FUND | 53490 LAKESIDE ROAD STATION-RF | 33,531.74 | 141,821.77 | 175,353.51 | 1,920,332.93 | |
| 11100 ROAD FUND | 53495 SPRING VALLEY RD STA-RF | 29,948.94 | 4,993.47 | 34,942.41 | 2,056,266.06 | |
| 11100 ROAD FUND | 53497 STORMWATER CREW DIV I | 52,435.97 | 6,789.80 | 59,225.77 | 2,103,293.89 | |
| 11100 ROAD FUND | 53515 LAGUNA-RF | 331.08 | 10,668.92 | 11,000.00 | 54,250.00 | 545.00 |
| 11100 ROAD FUND | 53520 DIV II HEADQUARTERS-RF | 79,300.52 | 6,642,969.89 | 6,722,270.41 | (2,580,823.16) | |
| 11100 ROAD FUND | 53525 BORREGO ROAD STATION-RF | 28,389.55 | 93,760.38 | 122,149.93 | 2,270,912.45 | 262.26 |
| 11100 ROAD FUND | 53530 FALLBROOK ROAD STATION-RF | 45,293.33 | 3,679.17 | 48,972.50 | 2,838,969.67 | |
| 11100 ROAD FUND | 53535 RAMONA ROAD STATION-RF | 37,121.65 | 15,492.77 | 52,614.42 | 2,388,105.28 | 680.71 |
| 11100 ROAD FUND | 53540 SAN MARCOS ROAD ST-RF | 41,526.45 | 71,159.74 | 112,686.19 | 3,022,147.55 | 1,360.14 |
| 11100 ROAD FUND | 53545 VALLEY CENTER ROAD STA-RF | 40,814.84 | 15,787.92 | 56,602.76 | 2,911,543.88 | 1,373.30 |
| 11100 ROAD FUND | 53557 STORMWATER CREW DIV II | 30,022.16 | 5,633.71 | 35,655.87 | 1,528,305.43 | |
| 11100 ROAD FUND | 53570 PALOMAR-RF | 0.00 | 25,000.00 | 25,000.00 | 31,600.00 | 230.07 |
| 11100 ROAD FUND | 53580 SAN FELIPE-RF | 0.00 | 0.00 | 0.00 | 10,950.00 | |
| 11100 ROAD FUND | 53585 TRAFFIC ENG AND LOSS MIT-RF | (83,943.97) | 2,191,510.64 | 2,107,566.67 | 13,666,486.47 | 9,831.49 |
| 11100 ROAD FUND | 53632 FLOOD CONTROL ENGINEERING | 72,678.52 | 1,861.14 | 74,539.66 | 2,643,290.48 | 75,857.21 |
| 11100 ROAD FUND | 53635 LAND SURVEYING | 98,512.56 | 2,019.38 | 100,531.94 | 4,269,158.44 | 47,076.47 |
| 11100 ROAD FUND | 53645 DEPARTMENT ADMIN | 95,487.47 | 62,097.67 | 157,585.14 | 3,349,543.74 | |
| 11100 ROAD FUND | 53646 DEPARTMENTWIDE ADMINISTRATION | 0.00 | 0.00 | 0.00 | 8,216,189.00 | 561,917.04 |
| 11100 ROAD FUND | 53647 ENVIRONMENTAL SERVICES UNIT | 87,227.62 | 587,633.19 | 674,860.81 | 3,022,219.11 | 28,278.77 |
| 11100 ROAD FUND | 53655 SPEC PROJECT/COMMUNIC-RF | 11,228.81 | 17,275.00 | 28,503.81 | 518,849.19 | |
| 11100 ROAD FUND | 53660 PERSONNEL AND ADMIN SUPP | 59,979.48 | 2,921.31 | 62,900.79 | 2,005,360.52 | |
| 11100 ROAD FUND | 53662 PRIVATE ROAD AND LANDSCAPE MA | 44,047.95 | 34,265.82 | 78,313.77 | 1,922,582.05 | 44,008.52 |
| 11100 ROAD FUND | 53665 FINANCIAL SERVICES-RF | 175,846.62 | 2,008.77 | 177,855.39 | 6,035,981.38 | 6,539.58 |
| 12020 CSHAF GILLESPIE HOUSING | 55981 CO SUCCESSOR HOUSING AGY GILL | 0.00 | 0.00 | 0.00 | 25,000.00 | |
| 12022 CSHAF USDRIP HOUSING | 55983 CO SUCCESSOR HOUSING AGY USDR | 0.00 | 0.00 | 0.00 | 3,500.00 | |
| 12150 S D COUNTY LIGHT MAINT D | 95995 SAN DIEGO LGT MAINT 1 | 9,378.70 | 885,523.49 | 894,902.19 | 2,135,700.97 | |
| 12200 COUNTY LIBRARY | 57300 LIBRARY DIRECTORS OFF | 25,651.37 | 105,140.07 | 130,791.44 | 618,007.49 | |
| 12200 COUNTY LIBRARY | 57305 LIBRARY BUDGET & FINANCIAL SV | 43,911.99 | 2,580.00 | 46,491.99 | 5,438,275.10 | (4.24) |
| 12200 COUNTY LIBRARY | 57306 LIBRARY PAYROLL & PERSONNEL S | 40,676.29 | 0.00 | 40,676.29 | 1,267,868.25 | |

# PERIODIC FINANCIAL STATEMENT - SCHEDULE OF REVENUES AND EXPENDITURES BY FUND AND ORGANIZATIONAL UNIT - GL041

Date:14-AUG-2025 13:12:48

COSD
Current Period: JUL-25

Currency: USD
No specific FUND requested

| FUND | ORG | EXPENDITURES | ENCUMBRANCES | EXPENDITURES & ENCUMBRANCES | REMAINING BUDGET | REVENUE |
|---|---|---|---|---|---|---|
| 12200 COUNTY LIBRARY | 57310 LIBRARY SVCS OVERSIGHT | 17,728.03 | 36,513.20 | 54,241.23 | 807,761.33 | |
| 12200 COUNTY LIBRARY | 57315 ADULT LITERACY SVCS | 0.00 | 1,559.44 | 1,559.44 | 65,642.78 | |
| 12200 COUNTY LIBRARY | 57320 AUTOMATION SVCS | 65,084.56 | 466,940.63 | 532,025.19 | 4,337,360.60 | |
| 12200 COUNTY LIBRARY | 57325 PROGRAM SERVICES | 7,064.04 | 343,666.91 | 350,730.95 | 363,018.16 | |
| 12200 COUNTY LIBRARY | 57330 FACILITIES SVCS | 44,467.60 | 193,112.65 | 237,580.25 | 6,620,099.62 | (0.05) |
| 12200 COUNTY LIBRARY | 57335 COMMUNITY RELATIONS | 0.00 | 0.00 | 0.00 | 31.00 | |
| 12200 COUNTY LIBRARY | 57340 PUBLIC RELATIONS SVCS | 12,117.47 | 96,215.65 | 108,333.12 | 541,389.53 | |
| 12200 COUNTY LIBRARY | 57345 CIRCULATION SERVICES | 24,779.34 | 400,000.00 | 424,779.34 | 504,421.66 | 109.97 |
| 12200 COUNTY LIBRARY | 57350 YOUTH PROGRAM SERVICES | 39,544.37 | 29,413.83 | 68,958.20 | 1,135,654.63 | |
| 12200 COUNTY LIBRARY | 57355 LIBRARY MATERIALS COLLECTIONS | 108,444.61 | 456,939.20 | 565,383.81 | 6,479,543.48 | 3,639.73 |
| 12200 COUNTY LIBRARY | 57360 LIBRARY MAT CATALOGING | 33,084.59 | 1,000.00 | 34,084.59 | 692,933.02 | |
| 12200 COUNTY LIBRARY | 57365 LIBRARY MAT INTERCHANGE | 24,802.69 | 69,729.15 | 94,531.84 | 714,755.95 | |
| 12200 COUNTY LIBRARY | 57375 ALPINE BRANCH | 28,761.70 | 0.00 | 28,761.70 | 931,968.57 | 230.54 |
| 12200 COUNTY LIBRARY | 57380 BONITA BRANCH | 44,523.41 | 120,283.62 | 164,807.03 | 1,311,121.05 | 259.01 |
| 12200 COUNTY LIBRARY | 57385 BOOKMOBILE-EBK | 3,770.96 | 0.00 | 3,770.96 | 145,523.04 | |
| 12200 COUNTY LIBRARY | 57390 BOOKMOBILE-NBK | 2,269.63 | 0.00 | 2,269.63 | 198,093.37 | |
| 12200 COUNTY LIBRARY | 57395 BORREGO BRANCH | 32,100.73 | 0.00 | 32,100.73 | 809,266.36 | 126.94 |
| 12200 COUNTY LIBRARY | 57400 CAMPO BRANCH | 12,380.67 | 474.01 | 12,854.68 | 379,036.18 | 62.64 |
| 12200 COUNTY LIBRARY | 57405 CASA DE ORO BRANCH | 34,596.72 | 1,197,488.97 | 1,232,085.69 | 787,757.90 | 156.95 |
| 12200 COUNTY LIBRARY | 57410 CREST BRANCH | 9,636.60 | 24,243.90 | 33,880.50 | 233,639.66 | 25.50 |
| 12200 COUNTY LIBRARY | 57415 DESCANSO BRANCH | 6,688.85 | 108,702.98 | 115,389.83 | 218,171.43 | 82.85 |
| 12200 COUNTY LIBRARY | 57420 FALLBROOK BRANCH | 48,580.82 | 954,542.21 | 1,003,123.03 | 1,327,839.96 | 272.97 |
| 12200 COUNTY LIBRARY | 57425 JACUMBA BRANCH | 6,601.28 | 0.00 | 6,601.28 | 254,473.12 | 42.20 |
| 12200 COUNTY LIBRARY | 57430 JULIAN BRANCH | 15,360.39 | 947,935.35 | 963,295.74 | 776,045.98 | 163.00 |
| 12200 COUNTY LIBRARY | 57435 LAKESIDE BRANCH | 34,867.48 | 0.00 | 34,867.48 | 1,131,624.18 | 532.51 |
| 12200 COUNTY LIBRARY | 57440 LINCOLN ACRES BRANCH | 7,203.12 | 2,172.00 | 9,375.12 | 265,119.91 | 45.00 |
| 12200 COUNTY LIBRARY | 57445 PINE VALLEY BRANCH | 6,128.59 | 0.00 | 6,128.59 | 252,241.74 | 74.34 |
| 12200 COUNTY LIBRARY | 57450 POTRERO BRANCH | 6,333.11 | 1,147.49 | 7,480.60 | 241,087.59 | 36.70 |
| 12200 COUNTY LIBRARY | 57455 RAMONA BRANCH | 35,247.23 | 93,957.20 | 129,204.43 | 1,088,499.15 | 378.52 |
| 12200 COUNTY LIBRARY | 57460 RANCHO SAN DIEGO BRANCH | 45,823.21 | 0.00 | 45,823.21 | 1,555,980.40 | 478.16 |
| 12200 COUNTY LIBRARY | 57465 RANCHO SANTA FE BRANCH | 30,651.98 | 97,177.91 | 127,829.89 | 818,175.40 | 37.69 |
| 12200 COUNTY LIBRARY | 57470 SPRING VALLEY BRANCH | 23,990.91 | 1,004.00 | 24,994.91 | 834,076.15 | 194.45 |
| 12200 COUNTY LIBRARY | 57475 VALLEY CENTER BRANCH | 21,826.08 | 3,345.00 | 25,171.08 | 862,345.95 | 130.95 |
| 12200 COUNTY LIBRARY | 57481 4S RANCH BRANCH LIBRARY | 29,991.17 | 271,584.01 | 301,575.18 | 997,772.45 | 248.64 |
| 12200 COUNTY LIBRARY | 57490 CARDIFF BRANCH | 15,755.97 | 143,065.46 | 158,821.43 | 860,197.77 | 17.99 |
| 12200 COUNTY LIBRARY | 57495 DEL MAR BRANCH | 18,167.94 | 0.00 | 18,167.94 | 624,891.43 | 23.15 |
| 12200 COUNTY LIBRARY | 57500 EL CAJON BRANCH | 60,264.26 | 230,660.59 | 290,924.85 | 2,237,019.71 | 860.43 |
| 12200 COUNTY LIBRARY | 57505 ENCINITAS BRANCH | 48,296.45 | 0.00 | 48,296.45 | 1,713,240.27 | 434.09 |
| 12200 COUNTY LIBRARY | 57510 FLETCHER HILLS BRANCH | 9,454.39 | 0.00 | 9,454.39 | 366,845.22 | 132.49 |
| 12200 COUNTY LIBRARY | 57515 IMPERIAL BEACH BRANCH | 23,229.65 | 480.00 | 23,709.65 | 775,043.42 | 495.53 |
| 12200 COUNTY LIBRARY | 57520 LA MESA BRANCH | 52,057.38 | 78,559.89 | 130,617.27 | 1,549,231.81 | 491.06 |
| 12200 COUNTY LIBRARY | 57525 LEMON GROVE BRANCH | 31,423.93 | 44,096.62 | 75,520.55 | 904,210.39 | 358.90 |
| 12200 COUNTY LIBRARY | 57530 POWAY BRANCH | 44,456.20 | 0.00 | 44,456.20 | 1,414,703.64 | 263.13 |
| 12200 COUNTY LIBRARY | 57535 SAN MARCOS BRANCH | 57,818.01 | 481,223.50 | 539,041.51 | 1,859,605.09 | 651.26 |
| 12200 COUNTY LIBRARY | 57540 SANTEE BRANCH | 55,615.92 | 259,590.00 | 315,205.92 | 981,670.09 | 335.89 |
| 12200 COUNTY LIBRARY | 57545 SOLANA BEACH | 22,609.86 | 45,079.44 | 67,689.30 | 844,751.97 | 63.30 |
| 12200 COUNTY LIBRARY | 57550 VISTA BRANCH | 67,160.83 | 1.00 | 67,161.83 | 2,420,390.64 | 852.78 |
| 12200 COUNTY LIBRARY | 57555 LIBRARY BRANCH OPERATIONS | 28,759.02 | 0.00 | 28,759.02 | 1,426,125.98 | 12,322.27 |
| 12200 COUNTY LIBRARY | 57560 TRAINING SERVICES | 0.00 | 101,490.00 | 101,490.00 | 179,692.00 | |
| 12200 COUNTY LIBRARY | 57565 BOOKS BY MAIL SERVICES | 3,168.37 | 1,562.38 | 4,730.75 | 72,314.63 | |
| 12250 SHERF ASSET FORFEIT PRGM | 59800 SHERIFF ASSET FORFEIT PRGM | 0.00 | 344,050.57 | 344,050.57 | 2,237,303.00 | 4,832.10 |

# PERIODIC FINANCIAL STATEMENT - SCHEDULE OF REVENUES AND EXPENDITURES BY FUND AND ORGANIZATIONAL UNIT - GL041

Date:14-AUG-2025 13:12:48

COSD
Current Period: JUL-25

Currency: USD
No specific FUND requested

| FUND | ORG | EXPENDITURES | ENCUMBRANCES | EXPENDITURES & ENCUMBRANCES | REMAINING BUDGET | REVENUE |
|---|---|---|---|---|---|---|
| 12251 SHERF ASSET FORFEIT US T | 59810 SHERIFF ASSET FORFEIT US TREA | 0.00 | 0.00 | 0.00 | 2,000,000.00 | |
| 12252 SHERF ASSET FORFEIT STAT | 59820 SHERIFF ASSET FORFEIT STATE | 0.00 | 0.00 | 0.00 | 2,400,000.00 | 13,674.00 |
| 12300 DA ASSET FORFEIT FEDERAL | 60350 DA ASSET FORFEITURE PROG - FE | 0.00 | 460,000.00 | 460,000.00 | 1,693,112.38 | |
| 12325 DA ASSET FORFEIT US TREA | 60375 DA ASSET FORFEITURE - US TREA | 0.00 | 0.00 | 0.00 | 50,000.00 | |
| 12350 DA ASSET FORFEIT STATE | 60900 DA ASSET FORFEITURE-STATE | 0.00 | 4,169.13 | 4,169.13 | 350,000.00 | 5,422.24 |
| 12450 PROB ASSET FORFEIT PROG | 62000 PROBATION ASSET FORFEIT | 0.00 | 0.00 | 0.00 | 100,000.00 | |
| 12500 SHERIFFS INCARC PPLS WEL | 62550 IPW CONTROL DIVISION | 0.00 | 39,975.00 | 39,975.00 | 1,074,175.00 | 1,452.00 |
| 12500 SHERIFFS INCARC PPLS WEL | 62560 IPW ADMINISTRATION | 0.00 | 0.00 | 0.00 | 22,605.00 | |
| 12500 SHERIFFS INCARC PPLS WEL | 62570 IPW EAST MESA | 0.00 | 0.00 | 0.00 | 75,801.00 | |
| 12500 SHERIFFS INCARC PPLS WEL | 62580 IPW GEORGE BAILEY | 0.00 | 0.00 | 0.00 | 58,592.00 | |
| 12500 SHERIFFS INCARC PPLS WEL | 62583 IPW ROCK MOUNTAIN | 0.00 | 0.00 | 0.00 | 14,072.00 | |
| 12500 SHERIFFS INCARC PPLS WEL | 62590 IPW LAS COLINAS | 0.00 | 0.00 | 0.00 | 55,204.00 | |
| 12500 SHERIFFS INCARC PPLS WEL | 62595 IPW SOUTH BAY | 0.00 | 0.00 | 0.00 | 42,600.00 | |
| 12500 SHERIFFS INCARC PPLS WEL | 62605 IPW VISTA | 0.00 | 608.16 | 608.16 | 39,694.84 | |
| 12500 SHERIFFS INCARC PPLS WEL | 62625 IPW REENTRY PROGRAM | (1,547,282.60) | 2,032,956.78 | 485,674.18 | 6,745,881.00 | 4,620.00 |
| 12500 SHERIFFS INCARC PPLS WEL | 62630 IPW SAN DIEGO CENTRAL JAIL | 0.00 | 0.00 | 0.00 | 25,001.00 | |
| 12500 SHERIFFS INCARC PPLS WEL | 62634 IPW FOOD SERVICES | 0.00 | 0.00 | 0.00 | 30,000.00 | |
| 12550 WARD WELFARE FUND | 63350 WARD WELFARE FUND | 0.00 | 0.00 | 0.00 | 2,000.00 | |
| 12555 PUB SAFETY PROP 172 SP R | 63400 PUBLIC SAFETY PROP172 REV | 0.00 | 733,245.66 | 733,245.66 | 410,672,419.00 | |
| 12580 TOBACCO SECURITIZATION S | 63530 TOBACCO SECURITIZATION FUNDS | 0.00 | 0.00 | 0.00 | 35,514,624.00 | (1,821,911.11) |
| 12650 INACTIVE WASTE SITE MGMT | 63950 CLOSED LANDFILLS | 6,649.48 | 3,368,987.29 | 3,375,636.77 | 4,897,447.72 | 21,865.59 |
| 12675 WASTE PLANNING AND RECYC | 63970 COUNTY WASTE PLANNING AND REC | 66,037.34 | 1,979,765.57 | 2,045,802.91 | 5,816,768.51 | 1,740.03 |
| 12750 DUCK POND LANDFILL CLEAN | 65050 CTY DUCK POND LNDFL CLNUP | 0.00 | 0.00 | 0.00 | 14,669.00 | |
| 12760 IHS PUBLIC AUTHORITY SPR | 63450 IHSS PUBLIC AUTHORITY SPECIAL | 8,238,484.73 | 687,286.18 | 8,925,770.91 | 48,544,484.09 | 13,765,628.75 |
| 13004 PLD AREA 4 LINCOLN ACRES | 96925 PLD-AREA 4 LINCOLN ACRES | 0.00 | 300.00 | 300.00 | 2,013,900.00 | |
| 13015 PLD AREA 15 SWEETWATER | 96927 PLD-AREA 15 SWEETWATER | 0.00 | 0.00 | 0.00 | 2,000.00 | |
| 13019 PLD AREA 19 JAMUL | 96933 PLD-AREA 19 JAMUL | 0.00 | 0.00 | 0.00 | 300.00 | |
| 13020 PLD AREA 20 SPRING VALLE | 96935 PLD-AREA 20 SPRING VALLEY | 0.00 | 1,000.00 | 1,000.00 | 0.00 | |
| 13025 PLD AREA 25 LAKESIDE | 96937 PLD-AREA 25 LAKESIDE | 0.00 | 0.00 | 0.00 | 5,000.00 | |
| 13026 PLD AREA 26 CREST | 96939 PLD-AREA 26 CREST | 0.00 | 750.00 | 750.00 | 250.00 | |
| 13027 PLD AREA 27 ALPINE | 96941 PLD-AREA 27 ALPINE | 0.00 | 0.00 | 0.00 | 4,000.00 | |
| 13028 PLD AREA 28 RAMONA | 96943 PLD-AREA 28 RAMONA | 0.00 | 243,335.14 | 243,335.14 | 500.00 | |
| 13029 PLD AREA 29 ESCONDIDO | 96945 PLD-AREA 29 ESCONDIDO | 0.00 | 874,905.00 | 874,905.00 | 1,000.00 | |
| 13030 PLD AREA 30 SAN MARCOS | 96947 PLD-AREA 30 SAN MARCOS | 0.00 | 916,158.00 | 916,158.00 | 2,000.00 | |
| 13031 PLD AREA 31 SAN DIEGUITO | 96949 PLD-AREA 31 SAN DIEGUITO | 0.00 | 4,087,622.00 | 4,087,622.00 | 0.00 | |
| 13032 PLD AREA 32 CARLSBAD | 96951 PLD-AREA 32 CARLSBAD | 0.00 | 0.00 | 0.00 | 2,000.00 | |
| 13035 PLD AREA 35 FALLBROOK | 96955 PLD-AREA 35 FALLBROOK | 0.00 | 0.00 | 0.00 | 10,600.00 | |
| 13036 PLD AREA 36 BONSALL | 96957 PLD-AREA 36 BONSALL | 0.00 | 4,000.00 | 4,000.00 | 0.00 | |
| 13037 PLD AREA 37 VISTA | 96959 PLD-AREA 37 VISTA | 0.00 | 900,727.19 | 900,727.19 | 1,000.00 | |
| 13038 PLD AREA 38 VALLEY CENTE | 96961 PLD-AREA 38 VALLEY CENTER | 0.00 | 39,475.92 | 39,475.92 | 1,000.00 | |
| 13039 PLD AREA 39 PAUMA VALLEY | 96963 PLD - AREA 39 PAUMA | 0.00 | 200.00 | 200.00 | 800.00 | |
| 13040 PLD AREA 40 PALOMAR JULI | 96965 PLD-AREA 40 PALOMAR-JULIAN | 0.00 | 363,729.00 | 363,729.00 | 329,613.00 | |
| 13041 PLD AREA 41 MTN EMPIRE | 96967 PLD - AREA 41 MOUNT EMPIRE | 0.00 | 500.00 | 500.00 | 0.00 | |
| 13042 PLD AREA 42 ANZA BORREGO | 96969 PLD-AREA 42 ANZA-BORREGO | 0.00 | 1,000.00 | 1,000.00 | 0.00 | |
| 13043 PLD AREA 43 CENTRAL MTN | 96971 PLDF CENTRAL MOUNTAIN | 0.00 | 0.00 | 0.00 | 300.00 | |
| 13045 PLD AREA 45 VALLE DE ORO | 96975 PLDF VALLE DE ORO | 0.00 | 300.00 | 300.00 | 200.00 | |
| 13049 PLD ADMINISTRATIVE FEE | 96829 PLD ADMINISTRATIVE FEE | 654.92 | 29,345.08 | 30,000.00 | 721,000.00 | 7,968.71 |
| 13050 PLD ALPINE IMPRV IMPACT | 96830 PLD ALPINE IMPRV IMPACT FEE | 0.00 | 0.00 | 0.00 | 0.00 | 4,304.13 |
| 13052 PLD BONSALL IMPRV IMPACT | 96832 PLD BONSALL IMPRV IMPACT FEE | 0.00 | 0.00 | 0.00 | 0.00 | 12,912.39 |
| 13053 PLD CENTRL MTN IMPRV IMP | 96833 PLD CENTRAL MTN IMPRV IMPACT | 0.00 | 0.00 | 0.00 | 0.00 | 3,613.00 |
| 13055 PLD CRESTDEHESA IMPV IMP | 96835 PLD CREST DEHESA IMPRV IMPACT | 0.00 | 0.00 | 0.00 | 0.00 | 7,918.02 |

# PERIODIC FINANCIAL STATEMENT - SCHEDULE OF REVENUES AND EXPENDITURES BY FUND AND ORGANIZATIONAL UNIT - GL041

Date:14-AUG-2025 13:12:48

COSD
Current Period: JUL-25

Currency: USD
No specific FUND requested

| FUND | ORG | EXPENDITURES | ENCUMBRANCES | EXPENDITURES & ENCUMBRANCES | REMAINING BUDGET | REVENUE |
|---|---|---|---|---|---|---|
| 13057 PLD FALLBROOK IMPRV IMPA | 96837 PLD FALLBROOK IMPRV IMPACT FE | 0.00 | 0.00 | 0.00 | 0.00 | 33,361.71 |
| 13058 PLD JAMUL IMPRV IMPACT F | 96838 PLD JAMUL IMPRV IMPACT FEE | 0.00 | 0.00 | 0.00 | 0.00 | 4,304.13 |
| 13059 PLD JULIAN IMPRV IMPACT | 96839 PLD JULIAN IMPRV IMPACT FEE | 0.00 | 55,000.00 | 55,000.00 | 0.00 | |
| 13060 PLD LAKESIDE IMPRV IMPAC | 96840 PLD LAKESIDE IMPRV IMPACT FEE | 0.00 | 0.00 | 0.00 | 0.00 | 21,204.58 |
| 13062 PLD NC METRO IMPRV IMPAC | 96842 PLD NC METRO IMPRV IMPACT FEE | 0.00 | 0.00 | 0.00 | 0.00 | 19,512.67 |
| 13063 PLD N MTN IMPRV IMPACT F | 96843 PLD NORTH MTN IMPRV IMPACT FE | 0.00 | 0.00 | 0.00 | 0.00 | 6,456.20 |
| 13068 PLD RAMONA IMPRV IMPACT | 96846 PLD RAMONA IMPRV IMPACT FEE | 0.00 | 0.00 | 0.00 | 0.00 | 209,008.96 |
| 13069 PLD SAN DGTO IMPRV IMPAC | 96849 PLD SAN DIEGUITO IMPRV IMPACT | 0.00 | 0.00 | 0.00 | 0.00 | 7,850.00 |
| 13070 PLD SPRING VY IMPRV IMPA | 96850 PLD SPRING VLY IMPRV IMPACT F | 0.00 | 0.00 | 0.00 | 0.00 | 13,456.22 |
| 13071 PLD SWEETWATR IMPRV IMPA | 96851 PLD SWEETWATER IMPRV IMPACT F | 0.00 | 0.00 | 0.00 | 0.00 | 4,304.13 |
| 13072 PLD VALLE DE ORO IMPV IM | 96852 PLD VALLE DE ORO IMPRV IMPACT | 0.00 | 0.00 | 0.00 | 0.00 | 12,395.29 |
| 13080 PLD ALPINE LAND ACQ IMPA | 96860 PLD ALPINE LAND ACQ IMPACT FE | 0.00 | 0.00 | 0.00 | 0.00 | 339.38 |
| 13082 PLD BONSALL LAND ACQ IMP | 96862 PLD BONSALL LAND ACQ IMPACT F | 0.00 | 0.00 | 0.00 | 0.00 | 2,061.39 |
| 13083 PLD CENTRL MTN LND ACQ I | 96863 PLD CENTRAL MTN LAND ACQ IMPA | 0.00 | 0.00 | 0.00 | 0.00 | 530.00 |
| 13085 PLD CRESTDEHESA LD ACQ I | 96865 PLD CREST DEHESA LAND ACQ IMP | 0.00 | 0.00 | 0.00 | 0.00 | 996.30 |
| 13087 PLD FALLBROOK LND ACQ IM | 96867 PLD FALLBROOK LAND ACQ IMPACT | 0.00 | 0.00 | 0.00 | 0.00 | 3,584.54 |
| 13088 PLD JAMUL LAND ACQ IMPAC | 96868 PLD JAMUL LAND ACQ IMPACT FEE | 0.00 | 0.00 | 0.00 | 0.00 | 439.93 |
| 13090 PLD LAKESIDE LND ACQ IMP | 96870 PLD LAKESIDE LAND ACQ IMPACT | 0.00 | 0.00 | 0.00 | 0.00 | 1,784.14 |
| 13092 PLD NC METRO LND ACQ IMP | 96872 PLD NC METRO LAND ACQ IMPACT | 0.00 | 0.00 | 0.00 | 0.00 | 2,438.10 |
| 13093 PLD N MTN LAND ACQ IMPAC | 96873 PLD NORTH MTN LAND ACQ IMPACT | 0.00 | 0.00 | 0.00 | 0.00 | 237.57 |
| 13098 PLD RAMONA LAND ACQ IMPA | 96878 PLD RAMONA LAND ACQ IMPACT FE | 0.00 | 0.00 | 0.00 | 0.00 | 1,570.87 |
| 13099 PLD SAN DGTO LND ACQ IMP | 96879 PLD SAN DIEGUITO LAND ACQ IMP | 0.00 | 0.00 | 0.00 | 0.00 | 3,693.00 |
| 13100 PLD SPRING VY LND ACQ IM | 96880 PLD SPRING VLY LAND ACQ IMPAC | 0.00 | 0.00 | 0.00 | 0.00 | 2,741.18 |
| 13101 PLD SWEETWATR LND ACQ IM | 96881 PLD SWEETWATER LAND ACQ IMPAC | 0.00 | 0.00 | 0.00 | 0.00 | 1,175.24 |
| 13102 PLD VALLE DE ORO LD ACQ | 96882 PLD VALLE DE ORO LAND ACQ IMP | 0.00 | 0.00 | 0.00 | 0.00 | 1,992.80 |
| 13128 PLD RAMONA IN LIEU FEE | 96908 PLD RAMONA IN LIEU FEE | 0.00 | 0.00 | 0.00 | 0.00 | 14,243.68 |
| 13130 PLD SPRING VY IN LIEU FE | 96910 PLD SPRING VLY IN LIEU FEE | 0.00 | 85,000.00 | 85,000.00 | 0.00 | |
| 13695 SANCAL 2023 CPH LAB COC | 96266 SANCAL 2023 CPH LAB COC RELOC | 0.00 | 0.00 | 0.00 | 0.00 | 23,784.54 |
| 14005 PRD 6 PAUMA VALLEY | 95101 PRD 6 PAUMA VALLEY 95101 | 0.00 | 35,810.77 | 35,810.77 | 196,669.00 | |
| 14010 PRD 8 MAGEE ROAD PALA | 95102 PRD 8 MAGEE RD-PALA 95102 | 0.00 | 17,000.00 | 17,000.00 | 103,738.00 | |
| 14015 PRD 9 SANTA FE ZONE B | 95103 PRD 9 B SANTA FE 95103 | 2,563.69 | 21,436.31 | 24,000.00 | 247,119.00 | |
| 14020 PRD 10 DAVIS DRIVE | 95104 PRD 10 DAVIS DR 95104 | 0.00 | 3,500.00 | 3,500.00 | 54,175.00 | |
| 14025 PRD 11 BERNARDO ROAD ZN | 95105 PRD 11 A BERNARDO RD 95105 | 747.98 | 3,481.10 | 4,229.08 | 63,622.92 | |
| 14030 PRD 11 BERNARDO ROAD ZN | 95106 PRD 11 C BERNARDO RD 95106 | 0.00 | 1,500.00 | 1,500.00 | 11,421.00 | |
| 14035 PRD 11 BERNARDO ROAD ZN | 95107 PRD 11 D BERNARDO RD 95107 | 3,467.89 | 29,395.05 | 32,862.94 | 7,494.00 | |
| 14040 PRD 12 LOMAIR | 95108 PRD 12 LOMAIR 95108 | 0.00 | 4,500.00 | 4,500.00 | 159,832.00 | |
| 14045 PRD 13 PALA MESA ZONE A | 95109 PRD 13 A PALA MESA 95109 | 1,427.15 | 63,942.65 | 65,369.80 | 207,222.00 | |
| 14050 PRD 13 STEWART CANYON ZN | 95110 PRD 13 B STEWART CANYON 95110 | 0.00 | 5,500.00 | 5,500.00 | 97,693.00 | |
| 14060 PRD 16 WYNOLA | 95112 PRD 16 WYNOLA 95112 | 1,081.18 | 9,980.03 | 11,061.21 | 177,400.79 | |
| 14070 PRD 18 HARRISON PARK | 95114 PRD 18 HARRISON PARK 95114 | 272.00 | 26,228.00 | 26,500.00 | 117,681.00 | |
| 14080 PRD 20 DAILY ROAD | 95115 PRD 20 DAILY ROAD 95115 | 450.65 | 24,500.00 | 24,950.65 | 205,088.35 | |
| 14085 PRD 21 PAUMA HEIGHTS | 95116 PRD 21 PAUMA HEIGHTS 95116 | 1,699.95 | 29,847.08 | 31,547.03 | 608,352.00 | |
| 14090 PRD 22 WEST DOUGHERTY ST | 95117 PRD 22 W DOUGHERTY ST 95117 | 0.00 | 0.00 | 0.00 | 6,350.00 | |
| 14095 PRD 23 ROCK TERRACE ROAD | 95118 PRD 23 ROCK TERRCE RD 95118 | 0.00 | 4,850.00 | 4,850.00 | 21,027.00 | |
| 14100 PRD 24 MT WHITNEY ROAD | 95119 PRD 24 MT WHITNEY RD 95119 | 69.62 | 5,430.38 | 5,500.00 | 102,281.00 | |
| 14105 CSA 26 RANCHO SAN DIEGO | 95120 CSA 26 RANCHO SAN DGO 95120 | 404.83 | 82,437.08 | 82,841.91 | 304,465.17 | 8,205.00 |
| 14110 CSA 26 COTTONWD VILLG ZN | 95121 PRD 26 A COTTONWD VI 95121 | 62,576.03 | 118,081.28 | 180,657.31 | 246,629.55 | |
| 14115 CSA 26 MONTE VISTA ZN B | 95122 PRD 26 B MONTE VISTA 95122 | 2,676.78 | 71,689.06 | 74,365.84 | 198,988.52 | |
| 14118 CSA 26 SD LANDSCAPE MAIN | 95397 LMD ZONE 1 | 0.00 | 0.00 | 0.00 | 188,970.00 | |
| 14119 LMD ZONE 2 JULIAN | 95156 LMD ZONE 2 JULIAN | 0.00 | 3,718.54 | 3,718.54 | 109,441.00 | |
| 14120 PRD 30 ROYAL OAKS CARROL | 95123 PRD 30 ROYAL OAKS-CAR 95123 | 0.00 | 11,000.00 | 11,000.00 | 57,555.00 | |

# PERIODIC FINANCIAL STATEMENT - SCHEDULE OF REVENUES AND EXPENDITURES BY FUND AND ORGANIZATIONAL UNIT - GL041

Date:14-AUG-2025 13:12:48

COSD
Current Period: JUL-25

Currency: USD
No specific FUND requested

| FUND | ORG | EXPENDITURES | ENCUMBRANCES | EXPENDITURES & ENCUMBRANCES | REMAINING BUDGET | REVENUE |
|---|---|---|---|---|---|---|
| 14125 PRD 38 GAY RIO TERRACE | 95124 PRD 38 GAY RIO TERRACE 95124 | 0.00 | 10,000.00 | 10,000.00 | 82,430.00 | |
| 14135 PRD 45 RINCON SPRINGS RD | 95126 PRD 45 RINCON SPRINGS 95126 | 0.00 | 7,000.00 | 7,000.00 | 37,947.00 | |
| 14140 PRD 46 ROCOSO ROAD | 95127 PRD 46 ROCOSO ROAD 95127 | 0.00 | 6,500.00 | 6,500.00 | 290,218.00 | |
| 14145 PRD 49 SUNSET KNOLLS ROA | 95128 PRD 49 SUNSET KNLS RD 95128 | 0.00 | 2,000.00 | 2,000.00 | 73,817.00 | |
| 14150 PRD 50 KNOLL PARK LANE | 95129 PRD 50 KNOLL PARK LN 95129 | 0.00 | 4,000.00 | 4,000.00 | 64,881.00 | |
| 14155 PRD 53 KNOLL PARK | 95130 PRD 53 KNOLL PK LN EX 95130 | 0.00 | 7,000.00 | 7,000.00 | 225,065.00 | |
| 14160 PRD 54 MT HELIX | 95131 PRD 54 MT HELIX 95131 | 0.00 | 4,000.00 | 4,000.00 | 146,759.00 | |
| 14165 PRD 55 RAINBOW CREST RD | 95132 PRD 55 RAINBOW CREST 95132 | 0.00 | 16,000.00 | 16,000.00 | 122,857.00 | |
| 14170 PRD 60 RIVER DRIVE | 95133 PRD 60 RIVER DRIVE 95133 | 0.00 | 3,800.00 | 3,800.00 | 137,625.00 | |
| 14175 PRD 61 GREEN MEADOW WAY | 95134 PRD 61 GRN MEADOW WAY 95134 | 0.00 | 7,000.00 | 7,000.00 | 112,367.00 | |
| 14180 PRD 63 HILLVIEW ROAD | 95135 PRD 63 HILLVIEW ROAD 95135 | 0.00 | 11,000.00 | 11,000.00 | 291,540.00 | |
| 14195 PRD 70 EL CAMINO CORTO | 95138 PRD 70 EL CAMINO CORT 95138 | 0.00 | 6,100.00 | 6,100.00 | 43,335.00 | |
| 14200 PRD 75 GAY RIO DR ZONE A | 95139 PRD 75 A GAY RIO DRIVE 95139 | 0.00 | 4,000.00 | 4,000.00 | 130,614.00 | |
| 14205 PRD 75 GAY RIO DR ZONE B | 95140 PRD 75 B GAY RIO DRIVE 95140 | 0.00 | 12,719.00 | 12,719.00 | 71,883.00 | |
| 14220 PRD 76 KINGSFORD COURT | 95142 PRD 76 KINGSFORD CT 95142 | 0.00 | 3,300.00 | 3,300.00 | 60,153.00 | |
| 14225 PRD 77 MONTIEL TRUCK TRA | 95143 PRD 77 MONTIEL TRK TR 95143 | 0.00 | 9,851.70 | 9,851.70 | 80,475.30 | |
| 14230 PRD 78 GARDENA WAY | 95144 PRD 78 GARDENA AY 95144 | 0.00 | 7,250.00 | 7,250.00 | 71,756.00 | |
| 14235 PRD 80 HARRIS TRUCK TRAI | 95145 PRD 80 HARRIS TRK TRL 95145 | 0.00 | 93,790.41 | 93,790.41 | 77,261.00 | |
| 14240 CSA 81 FALLBROOK LOCAL P | 95146 CSA 81 FALLBROOK PARK 95146 | 21,479.68 | 3,245.25 | 24,724.93 | 790,142.32 | 33,795.50 |
| 14245 CSA 83 SAN DIEGUITO LOC | 95147 CSA 83 SN DGTO LOC 95147 | 0.00 | 124,849.60 | 124,849.60 | 1,033,490.00 | |
| 14246 CSA 83A ZONE A4S RANCH P | 95155 CSA 83A 4S RANCH PARK | 8,212.40 | 51,941.90 | 60,154.30 | 1,050,787.60 | 35,120.38 |
| 14255 PRD 88 EAST FIFTH ST | 95149 PRD 88 EAST FIFTH S 95149 | 0.00 | 4,500.00 | 4,500.00 | 47,806.00 | |
| 14265 PRD 90 SOUTH CORDOBA | 95151 PRD 90 SOUTH CORDOV 95151 | 22.61 | 2,800.00 | 2,822.61 | 69,170.39 | |
| 14270 PRD 94 ROBLE GRANDE ROAD | 95152 PRD 94 ROBLE GRNDE 95152 | 0.00 | 5,500.00 | 5,500.00 | 309,232.00 | |
| 14275 PRD 95 VALLE DEL SOL | 95153 PRD 95 VALLE DEL SO 95153 | 0.00 | 10,000.00 | 10,000.00 | 216,398.00 | |
| 14280 PRD 99 ALLONDRA DEL CORV | 95154 PRD 99 VIA ALLNDRA- 95154 | 0.00 | 4,500.00 | 4,500.00 | 134,622.00 | |
| 14290 PRD 101 JOHNSON LAKE RD | 95356 PRD 101 JOHNSON LK 95356 | 417.70 | 3,582.30 | 4,000.00 | 151,212.00 | |
| 14295 PRD 101 HI RIDGE RD ZONE | 95357 PRD 101 A HI-RIDGE R 95357 | 0.00 | 5,342.00 | 5,342.00 | 226,733.00 | |
| 14300 PRD 102 MT MEADOW | 95358 PRD 102 MTN MEADOW 95358 | 19.58 | 33,283.59 | 33,303.17 | 150,439.92 | |
| 14315 PRD 103 ALTO DRIVE | 95361 PRD 103 ALTO DRIVE 95361 | 0.00 | 10,000.00 | 10,000.00 | 182,218.00 | |
| 14320 PRD 104 ARTESIAN RD | 95362 PRD 104 ARTESIAN RO 95362 | 104.43 | 17,975.57 | 18,080.00 | 269,200.00 | |
| 14330 PRD 105 ALTA LOMA DR | 95364 PRD 105 ALTA LOMA D 95364 | 0.00 | 10,000.00 | 10,000.00 | 107,898.00 | |
| 14335 PRD 105 ALTA LOMA DR ZN | 95365 PRD 105 A ALTA LOMA D 95365 | 0.00 | 12,000.00 | 12,000.00 | 110,564.00 | |
| 14340 PRD 106 GARRISON WAY ET | 95366 PRD 106 GARRISON AY 95366 | 0.00 | 10,500.00 | 10,500.00 | 28,408.00 | |
| 14410 PRD 117 LEGEND ROCK | 95380 PRD 117 LEGEND ROCK 95380 | 0.00 | 37,000.00 | 37,000.00 | 285,091.00 | |
| 14440 CSA 122 OTAY MESA EAST | 95386 PRD 122 OTAY MESA E 95386 | 0.00 | 0.00 | 0.00 | 7,864.00 | |
| 14445 PRD 123 MIZPAH LANE | 95387 PRD 123 MIZPAH LANE 95387 | 0.00 | 2,800.00 | 2,800.00 | 71,788.00 | |
| 14455 PRD 125 WRIGHTWOOD ROAD | 95389 PRD 125 WRIGHTWOOD 95389 | 0.00 | 3,500.00 | 3,500.00 | 54,483.00 | |
| 14460 PRD 126 SANDHURST WAY | 95390 PRD 126 SANDHURST W 95390 | 0.00 | 1,000.00 | 1,000.00 | 19,295.00 | |
| 14465 PRD 127 SINGING TRAILS D | 95391 PRD 127 SINGING TRAILS 95391 | 0.00 | 4,500.00 | 4,500.00 | 49,206.00 | |
| 14470 CSA 128 SAN MIGUEL PARK | 95392 CSA 128 SN MIGUEL PRK 95392 | 587.00 | 39,455.35 | 40,042.35 | 1,594,989.00 | 23,050.04 |
| 14480 PRD 130 WILKES ROAD | 95394 PRD 130 WILKES ROAD 95394 | 0.00 | 4,990.00 | 4,990.00 | 113,675.00 | |
| 14500 PRD 133 RANCH CREEK ROAD | 95398 PRD 133 RNCH CREEK RD 95398 | 0.00 | 10,950.00 | 10,950.00 | 119,857.00 | |
| 14505 PRD 134 KENORA LANE | 95399 PRD 134 KENORA LANE 95399 | 0.00 | 3,593.36 | 3,593.36 | 42,549.64 | |
| 14610 SDCFPD FIRE MITIGATION | 95210 SDCFPD FIRE MITIGATION | 0.00 | 993,066.35 | 993,066.35 | 4,500,000.00 | |
| 14611 SD COUNTY FIRE PROTECTIO | 95211 SAN DIEGO COUNTY FIRE PROTECT | (410,076.42) | 798,141.50 | 388,065.08 | 10,345,031.42 | 23,710.70 |
| 14612 SDCFPD MT LAGUNA | 95212 SDCFPD MT LAGUNA | 0.00 | 0.00 | 0.00 | 17,500.00 | |
| 14613 SDCFPD PALOMAR | 95213 SDCFPD PALOMAR | 0.00 | 2,229.32 | 2,229.32 | 70,770.68 | |
| 14614 SDCFPD DESCANSO | 95214 SDCFPD DESCANSO | 0.00 | 0.00 | 0.00 | 55,000.00 | |
| 14615 SDCFPD DULZURA | 95215 SDCFPD DULZURA | 0.00 | 0.00 | 0.00 | 12,000.00 | |
| 14616 SDCFPD TECATE | 95216 SDCFPD TECATE | 0.00 | 0.00 | 0.00 | 10,000.00 | |

# PERIODIC FINANCIAL STATEMENT - SCHEDULE OF REVENUES AND EXPENDITURES BY FUND AND ORGANIZATIONAL UNIT - GL041

Date:14-AUG-2025 13:12:48

COSD

Current Period. JUL-25

Currency: USD

No specific FUND requested

| FUND | ORG | EXPENDITURES | ENCUMBRANCES | EXPENDITURES & ENCUMBRANCES | REMAINING BUDGET | REVENUE |
|---|---|---|---|---|---|---|
| 14617 SDCFPD POTRERO | 95217 SDCFPD POTRERO | 0.00 | 0.00 | 0.00 | 15,500.00 | |
| 14618 SDCFPD JACUMBA | 95218 SDCFPD JACUMBA | 0.00 | 0.00 | 0.00 | 16,500.00 | |
| 14619 SDCFPD RURAL WEST | 95219 SDCFPD RURAL WEST | 0.00 | 0.00 | 0.00 | 375,000.00 | |
| 14620 SDCFPD YUIMA | 95220 SDCFPD YUIMA | 0.00 | 0.00 | 0.00 | 52,000.00 | |
| 14621 SDCFPD JULIAN | 95221 SDCFPD JULIAN | 0.00 | 0.00 | 0.00 | 100,000.00 | |
| 14622 SDCFPD RAMONA | 95222 SDCFPD RAMONA | 0.00 | 0.00 | 0.00 | 2,600,000.00 | |
| 14624 SDCFPD BORREGO | 95224 SDCFPD BORREGO | 0.00 | 0.00 | 0.00 | 244,000.00 | |
| 14625 SDCFPD RAMONA EDU DELINQ | 95225 SDCFPD RAMONA EDU DELINQUENT | 0.00 | 0.00 | 0.00 | 1,320,000.00 | |
| 14810 CSA 135 DEL MAR 800MHZ Z | 95402 CSA 135 B DEL MAR 800 MHZ 954 | 0.00 | 1,000.00 | 1,000.00 | 42,495.00 | |
| 14830 CSA 135 POWAY 800 MHZ ZO | 95406 CSA 135 F POWAY 800 MHZ 95406 | 0.00 | 1,010.00 | 1,010.00 | 160,490.00 | |
| 14840 CSA 135 SOLANA BCH 800MH | 95408 CSA 135 H SOLANA BEACH 800 MH | 0.00 | 1,000.00 | 1,000.00 | 38,635.00 | |
| 14850 CSA 135 BORR SPRNG FPD 8 | 95410 CSA 135 K BORREGO SPRINGS 954 | 0.00 | 0.00 | 0.00 | 8,550.00 | |
| 14900 CSA 136 SUNDANCE DET BAS | 95420 PRD 136 SUNDANCE DETN 95420 | 104.43 | 8,607.73 | 8,712.16 | 16,700.00 | |
| 14907 CSA 138 VALLEY CENTER PA | 95447 CSA 138 VALLEY CENTER PARK | 0.00 | 16,863.33 | 16,863.33 | 404,500.00 | 11,200.00 |
| 14995 COUNTY SERVICE AREA 17 | 95495 COUNTY SERVICE AREA 17 95495 | 0.00 | 7,590,902.07 | 7,590,902.07 | 733,908.65 | 350,975.38 |
| 14996 COUNTY SERVICE AREA 69 | 95496 COUNTY SERVICE AREA 69 95496 | 0.00 | 9,355.01 | 9,355.01 | 245,714.28 | |
| 14997 SDCFPD AMBULANCE SERVICE | 95497 SDCFPD AMBULANCE SERVICE AREA | (2,413,516.90) | 4,186,765.38 | 1,773,248.48 | 22,917,366.27 | 1,183,838.10 |
| 15000 SD CO FLOOD CONTROL DIST | 95800 FLOOD CONTROL DISTRICT | 173,893.27 | 8,443,009.07 | 8,616,902.34 | 7,961,930.47 | |
| 15226 BLACKWOLF MAINT ZN349781 | 95806 BLACKWOLF STORMWATER MAINT ZN | 0.00 | 1,515.01 | 1,515.01 | 40,000.00 | |
| 15227 LAKE RANCHO VIEJO MAINT | 95807 LAKE RANCHO VIEJO MAINT Z4424 | 431.64 | 114,643.95 | 115,075.59 | 124,094.00 | |
| 15228 PONDEROSA ESTATES MAINT | 95808 PONDEROSA ESTATES MAINT ZN351 | 0.00 | 13,660.00 | 13,660.00 | 21,340.00 | |
| 15250 HCV ADMIN FEE RESERVE | 95875 HCV ADMIN FEE RESERVE | 1,445,231.94 | 0.00 | 1,445,231.94 | 35,851,513.06 | 3,983,161.28 |
| 15255 SDCHA RES REHAB | 95876 SDCHA-RES REHAB | 0.00 | 0.00 | 0.00 | 210,000.00 | |
| 15260 PUBLIC HOUSING CIAP | 95877 PUBLIC HOUSING CIAP | 0.00 | 0.00 | 0.00 | 357,775.00 | (67.58) |
| 15265 PH MELROSE HUD | 95878 PH-MELROSE\HUD | 74.58 | 0.00 | 74.58 | 383,076.42 | 1,593.81 |
| 15280 PH TOWNCENTER HUD | 95881 PH-TOWNCENTER\HUD | 74.58 | 0.00 | 74.58 | 831,726.42 | 3,893.29 |
| 15305 HA VOUCHER PROG PROJECTS | 95886 VOUCHER PROGRAM PROJECTS | 19,519,755.00 | 0.00 | 19,519,755.00 | 223,380,245.00 | 21,565,017.27 |
| 15308 HCV FAMILY SELF SUFFICIE | 95873 HCV FAMILY SELF SUFFICIENCY | 0.00 | 0.00 | 0.00 | 50,000.00 | (0.06) |
| 15315 PH L ST HUD | 95888 PH-L ST\HUD | 74.59 | 0.00 | 74.59 | 289,786.41 | 1,068.09 |
| 15320 HOUS ASST MOD REHAB PRJ | 95889 MODERATE REHAB PROJ#4-HAP | 48,161.42 | 0.00 | 48,161.42 | 758,538.58 | 48,161.42 |
| 15325 PH DOROTHY HUD | 95890 PH-DOROTHY\HUD | 74.59 | 0.00 | 74.59 | 362,856.41 | 1,462.39 |
| 15330 HA BUSINESS ACTIVITIES | 95891 HA BUSINESS ACTIVITIES | 310,550.00 | 0.00 | 310,550.00 | 5,709,450.00 | 294,855.90 |
| 15335 PH FIREBIRD FMHA | 95892 PH-FIREBIRD\FMHA | 0.00 | 0.00 | 0.00 | 857,538.00 | |
| 15354 HA SANTEE SUCCESS HOUSIN | 95902 HA SANTEE SUCCESSOR HOUSING A | 0.00 | 0.00 | 0.00 | 26,000.00 | |
| 15370 MAINSTREAM VOUCHER | 95874 MAINTREAM VOUCHER | 289,617.90 | 0.00 | 289,617.90 | 3,981,782.10 | 274,906.00 |
| 15451 OTHER SERVICES - HARMONY | 95451 HARMONY GROVE CFD 08-01 OTH S | 0.00 | 33,000.00 | 33,000.00 | 381,979.00 | |
| 15452 FLOOD CONTROL - HARMONY | 95452 HARMONY GROVE CFD 08-01 FLOOD | 0.00 | 1,000.00 | 1,000.00 | 389,000.00 | |
| 15453 FIRE PROTECTION - HARMON | 95453 HARMONY GROVE CFD 08-01 FIRE | 0.00 | 0.00 | 0.00 | 534,158.00 | |
| 15454 IMPROVEMENT - HARMONY GR | 95454 HARMONY GROVE CFD 08-01 IMPRO | 0.00 | 0.00 | 0.00 | 0.00 | 16.59 |
| 15464 HORSE CRK RDG CFD 13-01 | 95464 HORSE CRK RDG CFD 13-01 INTER | 0.00 | 0.00 | 0.00 | 426,770.00 | |
| 15465 HORSE CRK RDG CFD 13-01 | 95465 HORSE CRK RDG CFD 13-01 A-SPE | 0.00 | 9,714.61 | 9,714.61 | 529,803.00 | |
| 15466 HORSE CRK RDG FCD CFD 13 | 95466 HORSE CRK RDG CFD 13-01 B-SPE | 0.00 | 0.00 | 0.00 | 226,201.00 | |
| 15467 HORSE CRK RDG FIRE CFD 1 | 95467 HORSE CRK RDG CFD 13-01 C-SPE | 0.00 | 0.00 | 0.00 | 172,000.00 | |
| 15468 MEADOWOOD PRK CFD 19-01 | 95468 MEADOWOOD PRK CFD 19-01 A-SPE | 0.00 | 8,794.09 | 8,794.09 | 280,787.00 | |
| 15469 MEADOWOOD FCD CFD 19-01 | 95469 MEADOWOOD FCD CFD 19-01 B-SPE | 0.00 | 0.00 | 0.00 | 139,700.00 | |
| 15470 MEADOWOOD FIRE CFD 19-01 | 95470 MEADOWOOD FIRE CFD 19-01 C-SP | 0.00 | 0.00 | 0.00 | 118,000.00 | |
| 15471 HILLSIDE MEADOWS MAINT C | 95471 HILLSIDE MEADOWS MAINT CFD 17 | 0.00 | 0.00 | 0.00 | 118,096.00 | |
| 15472 SWEETWTR PL MAINT CFD 19 | 95472 SWEETWTR PL MAINT CFD 19-02 S | 0.00 | 7,441.14 | 7,441.14 | 139,659.00 | |
| 15473 PARK CIR MAINT CFD 19-03 | 95473 PARK CIR MAINT CFD 19-03 SPEC | 0.00 | 0.00 | 0.00 | 223,619.00 | |
| 15474 SDCFPD CFD 04-01 SPECIAL | 95474 SDCFPD CFD 04-01 SPECIAL TAX | 0.00 | 0.00 | 0.00 | 5,000.00 | |
| 15477 SDCFPD EOM CFD 9-1 SPCL | 95477 SDCFPD EOM CFD 09-01 SPECIAL | 0.00 | 0.00 | 0.00 | 2,100,000.00 | |

# PERIODIC FINANCIAL STATEMENT - SCHEDULE OF REVENUES AND EXPENDITURES BY FUND AND ORGANIZATIONAL UNIT - GL041

Date:14-AUG-2025 13:12:48

COSD

Current Period: JUL-25

Currency: USD

No specific FUND requested

| FUND | ORG | EXPENDITURES | ENCUMBRANCES | EXPENDITURES & ENCUMBRANCES | REMAINING BUDGET | REVENUE |
|---|---|---|---|---|---|---|
| 15478 PIPER OTAY CFD 22-01 TAX | 95478 PIPER OTAY CFD 22-01 TAX A | 0.00 | 6,000.00 | 6,000.00 | 20,808.00 | |
| 15479 PIPER OTAY CFD 22-01 TAX | 95479 PIPER OTAY CFD 22-01 TAX B | 0.00 | 0.00 | 0.00 | 16,320.00 | |
| 15740 PRD 1005 EDEN VALLEY LAN | 97033 PRD 1005 EDEN VALLEY 97033 | 69.62 | 6,430.38 | 6,500.00 | 114,645.00 | |
| 15765 PRD 1008 CANTER 97038 | 97038 PRD 1008 CANTER 97038 | 0.00 | 2,000.00 | 2,000.00 | 19,995.00 | |
| 15774 PRD 1000 ZN1010 ALPINE H | 97042 PRD 1000 ALPINE HIGHLANDS ZN1 | 0.00 | 21,534.00 | 21,534.00 | 170,609.00 | |
| 15775 PRD 1000 ZN1011 LA CUEST | 97040 PRD 1011 LA CUESTA ZN1011 | 0.00 | 4,000.00 | 4,000.00 | 116,804.00 | |
| 15776 PRD 1000 ZN1012 MILLAR 9 | 97041 PRD 1012 MILLAR ZN1012 | 0.00 | 12,000.00 | 12,000.00 | 92,801.00 | |
| 15777 PRD 1013 SINGING TRAILS | 97043 PRD 1013 SINGING TRAILS | 0.00 | 8,600.00 | 8,600.00 | 76,560.00 | |
| 15778 PRD 1014 LAVENDER PT LAN | 97044 PRD 1014 LAVENDER PT LANE | 0.00 | 4,000.00 | 4,000.00 | 37,558.00 | |
| 15779 PRD 1015 LANDAVO DRIVE E | 97045 PRD 1015 LANDAVO DRIVE ET AL | 0.00 | 4,000.00 | 4,000.00 | 102,989.00 | |
| 15780 PRD 1016 EL SERENO WAY | 97046 PRD 1016 EL SERENO WAY | 0.00 | 0.00 | 0.00 | 9,000.00 | |
| 15781 PRD 1017 KALBAUGH-HALEY- | 97047 PRD 1017 KALBAUGH-HALEY-TOUB | 888.83 | 8,867.17 | 9,756.00 | 72,527.00 | |
| 15850 SURVEY MONUMENT PRESRVAT | 67250 DPW SURVEY REMONUMENT FD | 0.00 | 15,000.00 | 15,000.00 | 160,000.00 | 7,050.00 |
| 15890 SPECIAL AVIATION | 68355 BORREGO | 0.00 | 10,000.00 | 10,000.00 | 10,000.00 | |
| 15890 SPECIAL AVIATION | 68365 JACUMBA | 0.00 | 10,000.00 | 10,000.00 | 10,000.00 | |
| 15890 SPECIAL AVIATION | 68370 OCOTILLO | 0.00 | 10,000.00 | 10,000.00 | 10,000.00 | |
| 15890 SPECIAL AVIATION | 68385 FALLBROOK | 0.00 | 10,000.00 | 10,000.00 | 10,000.00 | |
| 15910 COSD FISH AND GAME PROPA | 52900 FISH AND GAME PROPAGATION | 0.00 | 0.00 | 0.00 | 46,000.00 | |
| 17050 CSAF REDEV OBLIG RET | 97900 SUCCESSOR AGENCY | 0.00 | 0.00 | 0.00 | 2,471,942.00 | |
| 21000 PENSION OBLIGATION BONDS | 72500 PENSION BOND OBLIG PMTS | 0.00 | 0.00 | 0.00 | 61,495,400.00 | 2,516,209.92 |
| 21625 SANCAL2019 REV JUST FAC | 96205 SANCAL2019 REV JUST FAC REF | 157.56 | 0.00 | 157.56 | (157.56) | 1,891,131.51 |
| 21626 SANCAL2019 ADMIN JUST FA | 96206 SANCAL2019 ADMIN JUST FAC REF | 8.86 | 0.00 | 8.86 | (8.86) | 8.86 |
| 21628 SANCAL2019 INV ERNG JST | 96208 SANCAL2019 INV ERNG JST FC RE | 0.00 | 0.00 | 0.00 | 0.00 | 223.46 |
| 21633 SANCAL2020 ADMIN WATERFR | 96213 SANCAL2020 ADMIN WATERFRONT R | 35.17 | 0.00 | 35.17 | (35.17) | 35.17 |
| 21635 SANCAL2020 INV ERNG WATE | 96215 SANCAL2020 INV ERNG WATERFRON | 0.00 | 0.00 | 0.00 | 0.00 | 159.59 |
| 21637 SANCAL2020 REV WATERFRON | 96217 SANCAL2020 REV WATERFRONT REF | 99.61 | 0.00 | 99.61 | (99.61) | 1,401,328.49 |
| 21638 SANCAL2020 ADMN CEDAR KT | 96218 SANCAL2020 ADMN CEDAR KTTNR R | 44.76 | 0.00 | 44.76 | (44.76) | 44.76 |
| 21640 SANCAL2020 INV ERNG CEDA | 96220 SANCAL2020 INV ERNG CEDAR KTT | 0.00 | 0.00 | 0.00 | 0.00 | 222.72 |
| 21641 SANCAL2020 REV CEDAR KTT | 96221 SANCAL2020 REV CEDAR KTTNR RE | 0.00 | 0.00 | 0.00 | 0.00 | 1,450,073.76 |
| 21651 SANCAL2021 YTC COPS BASE | 96251 SANCAL2021 YTC COPS BASE RENT | 259.86 | 0.00 | 259.86 | (259.86) | 3,104,275.50 |
| 21653 SANCAL2021 YTC COPS ADMI | 96253 SANCAL2021 YTC COPS ADMIN | 28.37 | 0.00 | 28.37 | (28.37) | 28.37 |
| 21655 SANCAL2021 YTC COPS INV | 96255 SANCAL2021 YTC COPS INV EARN | 0.00 | 0.00 | 0.00 | 0.00 | 354.70 |
| 21656 SANCAL2021 YTC COPS EXC | 96256 SANCAL2021 YTC COPS EXC EARN | 0.00 | 0.00 | 0.00 | 0.00 | 12.60 |
| 21658 SANCAL 2023 CPH LAB PROJ | 96258 SANCAL 2023 CPH LAB PROJECT | 0.00 | 0.00 | 0.00 | 0.00 | 127,893.96 |
| 21661 SANCAL 2023 CPH LAB ADMI | 96261 SANCAL 2023 CPH LAB ADMIN FUN | 0.00 | 0.00 | 0.00 | 0.00 | 60.29 |
| 21662 SANCAL 2023 CPH LAB CAP | 96262 SANCAL 2023 CPH LAB CAP INT | 0.00 | 0.00 | 0.00 | 0.00 | 1,008.42 |
| 21663 SANCAL 2023 CPH LAB INV | 96263 SANCAL 2023 CPH LAB INV EARN | 0.00 | 0.00 | 0.00 | 0.00 | 2.96 |
| 21666 SANCAL 2024 EDGEMOOR REF | 96279 SANCAL 2024 EDGEMOOR REF BASE | 4.29 | 0.00 | 4.29 | (4.29) | 7,027,959.82 |
| 21668 SANCAL 2024 EDGEMOOR REF | 96281 SANCAL 2024 EDGEMOOR REF ADMI | 69.46 | 0.00 | 69.46 | (69.46) | 69.46 |
| 21670 SANCAL 2024 EDGEMOOR REF | 96283 SANCAL 2024 EDGEMOOR REF INV | 0.00 | 0.00 | 0.00 | 0.00 | 106.71 |
| 21673 SANCAL 2025 COC REF BASE | 96285 SANCAL 2025 COC REF BASE RENT | 0.00 | 0.00 | 0.00 | 0.00 | 1,839,608.89 |
| 21674 SANCAL 2025 COC REF COI | 96286 SANCAL 2025 COC REF COI FUND | 428,353.88 | 0.00 | 428,353.88 | (428,353.88) | 458,145.86 |
| 21675 SANCAL 2025 COC REF DS F | 96287 SANCAL 2025 COC REF DS FUND | 61,018,871.39 | 0.00 | 61,018,871.39 | (61,018,871.39) | 61,018,871.39 |
| 22350 TOBACCO SECRTZN CORP S R | 96300 TOBACCO ASSET SECRTZN S/R | 8,333.33 | 0.00 | 8,333.33 | (8,333.33) | |
| 22351 TOBACCO COLLECTION AT S | 96301 TOBACCO COLLECTION S/R | (12,718.75) | 0.00 | (12,718.75) | 12,718.75 | |
| 22391 2019 TOB OPERATING | 96341 2019 TOB OPERATING | 12,718.75 | 0.00 | 12,718.75 | (12,718.75) | |
| 23210 CSAF GF DEBT SERVICE | 96425 CSAF GF DEBT SERVICE | 0.00 | 0.00 | 0.00 | 1,685,070.00 | 28.19 |
| 23211 CSAF GF INTEREST ACCT | 96426 CSAF GF INTEREST ACCT | 0.00 | 0.00 | 0.00 | 145,070.00 | |
| 23212 CSAF GF PRINCIPAL ACCT | 96427 CSAF GF PRINCIPAL ACCT | 0.00 | 0.00 | 0.00 | 755,000.00 | |
| 23213 CSAF GF DEBT SER RESERVE | 96428 CSAF GF DEBT SER RESERVE | 0.00 | 0.00 | 0.00 | 150,000.00 | 3,164.45 |
| 23214 CSAF GF TURBO REDEMPTION | 96429 CSAF GF TURBO REDEMPTION | 0.00 | 0.00 | 0.00 | 785,000.00 | |

# PERIODIC FINANCIAL STATEMENT - SCHEDULE OF REVENUES AND EXPENDITURES BY FUND AND ORGANIZATIONAL UNIT - GL041

Date:14-AUG-2025 13:12:48

COSD
Current Period JUL-25

Currency: USD
No specific FUND requested

| FUND | ORG | EXPENDITURES | ENCUMBRANCES | EXPENDITURES & ENCUMBRANCES | REMAINING BUDGET | REVENUE |
|---|---|---|---|---|---|---|
| 25011 SDRBA 2016 COC REVENUE | 69001 SDRBA 2016 COC REVENUE | 8,350,876.38 | 0.00 | 8,350,876.38 | (8,350,876.38) | 8,008,723.52 |
| 25012 SDRBA 2016 COC ADMIN | 69002 SDRBA 2016 COC ADMIN | 2.91 | 0.00 | 2.91 | (2.91) | 2.91 |
| 25014 SDRBA 2016 COC RESERVE | 69004 SDRBA 2016 COC RESERVE | 4,178,000.00 | 0.00 | 4,178,000.00 | (4,178,000.00) | |
| 25015 SDRBA 2016 COC INVESTMEN | 69005 SDRBA 2016 COC INV EARNINGS | 0.00 | 0.00 | 0.00 | 0.00 | 840.33 |
| 26000 CAPITAL OUTLAY FUND | 7397C COFD7397 SANTA YSABEL NATURE | 0.00 | 9,929.41 | 9,929.41 | 18,101.85 | |
| 26000 CAPITAL OUTLAY FUND | 7468C COFD7468 RAMONA GRASSLANDS PH | 0.00 | 11,049.00 | 11,049.00 | 135,535.03 | |
| 26000 CAPITAL OUTLAY FUND | 7494C COFD7494 LINDO LAKE IMPROVEME | 0.00 | 122,565.91 | 122,565.91 | 315,254.97 | |
| 26000 CAPITAL OUTLAY FUND | 7503C COFD7503 SAN LUIS REY LAND IM | 0.00 | 0.00 | 0.00 | 114,590.67 | |
| 26000 CAPITAL OUTLAY FUND | 7510C COFD7510 SOUTH COUNTY ANIMAL | 5,720.49 | 22,863,287.78 | 22,869,008.27 | 1,413,734.01 | |
| 26000 CAPITAL OUTLAY FUND | 7511C COFD7511 SR76 MIDDLE PROJECT | 0.00 | 13,636.75 | 13,636.75 | 191,873.73 | |
| 26000 CAPITAL OUTLAY FUND | 7514C COFD7514 LAKESIDE EQUESTRIAN | 0.00 | 81,197.40 | 81,197.40 | 211,093.24 | |
| 26000 CAPITAL OUTLAY FUND | 7526C COFD7526 PALOMAR MOUNTAIN FIR | 476.71 | 82,048.67 | 82,525.38 | 108,077.60 | |
| 26000 CAPITAL OUTLAY FUND | 7530C COFD7530 FY17-18 PARKS PLAYGR | 0.00 | 1,690,487.53 | 1,690,487.53 | 146,015.71 | |
| 26000 CAPITAL OUTLAY FUND | 7533C COFD7533 OTAY LAKES PARK SEWE | 0.00 | 293,353.24 | 293,353.24 | 591,381.03 | |
| 26000 CAPITAL OUTLAY FUND | 7536C COFD7536 LAMAR PLAYGROUND SHA | 0.00 | 7,625.21 | 7,625.21 | 71,279.30 | |
| 26000 CAPITAL OUTLAY FUND | 7537C COFD7537 HILTON HEAD PLAYGROU | 0.00 | 7,240.80 | 7,240.80 | 90,825.96 | |
| 26000 CAPITAL OUTLAY FUND | 7538C COFD7538 FLINN SPRINGS PLAYGR | 0.00 | 11,254.80 | 11,254.80 | 121,674.26 | |
| 26000 CAPITAL OUTLAY FUND | 7539C COFD7539 STEELE CANYON PLAYGR | 0.00 | 15,390.76 | 15,390.76 | 114,452.31 | |
| 26000 CAPITAL OUTLAY FUND | 7543C COFD7543 COUNTY ADMINISTRATIO | 9,415.35 | 34,238,132.77 | 34,247,548.12 | 3,626,922.63 | |
| 26000 CAPITAL OUTLAY FUND | 7549C COFD7549 SWEETWATER REG PK CO | 0.00 | 0.00 | 0.00 | 4,397.84 | |
| 26000 CAPITAL OUTLAY FUND | 7557C COFD7557 BORREGO SPRINGS SHAD | 0.00 | 620.95 | 620.95 | 115,641.05 | |
| 26000 CAPITAL OUTLAY FUND | 7559C COFD7559 SLRRP MOOSA ACTIVE R | 635.78 | 21,800,755.44 | 21,801,391.22 | 4,516,346.10 | |
| 26000 CAPITAL OUTLAY FUND | 7560C COFD7560 SLRRP DULINE ROAD AC | 0.00 | 60,104.54 | 60,104.54 | 499,546.91 | |
| 26000 CAPITAL OUTLAY FUND | 7561C COFD7561 ALPINE LOCAL PARK AC | 0.00 | 347,298.49 | 347,298.49 | 17,153,117.73 | |
| 26000 CAPITAL OUTLAY FUND | 7562C COFD7562 SAN DIEGUITO PLAYGRO | 0.00 | 0.00 | 0.00 | 83,912.88 | |
| 26000 CAPITAL OUTLAY FUND | 7563C COFD7563 PATRIOT PARK PLAYGRO | 0.00 | 0.00 | 0.00 | 83,489.61 | |
| 26000 CAPITAL OUTLAY FUND | 7564C COFD7564 LIBERTY PARK PLAYGRO | 0.00 | 0.00 | 0.00 | 83,923.67 | |
| 26000 CAPITAL OUTLAY FUND | 7565C COFD7565 DOS PICOS PARK PLAYG | 0.00 | 325,162.56 | 325,162.56 | 32,027.17 | |
| 26000 CAPITAL OUTLAY FUND | 7566C COFD7566 HEISE PARK PLAYGROUN | 0.00 | 256,243.00 | 256,243.00 | 15,647.39 | |
| 26000 CAPITAL OUTLAY FUND | 7567C COFD7567 SYCUAN KUMEYAAY VILA | 1,309.82 | 481,855.09 | 483,164.91 | 2,439,483.49 | |
| 26000 CAPITAL OUTLAY FUND | 7568C COFD7568 STELZER PRK RANGER S | 0.00 | 20,424.75 | 20,424.75 | 367.01 | |
| 26000 CAPITAL OUTLAY FUND | 7570C COFD7570 JESS MARTIN PARK WAT | 0.00 | 0.00 | 0.00 | 3,566.75 | |
| 26000 CAPITAL OUTLAY FUND | 7571C COFD7571 LINDO LAKE PHOTOVOLT | 1,956.94 | 61,933.62 | 63,890.56 | 18,636.63 | |
| 26000 CAPITAL OUTLAY FUND | 7572C COFD7572 SYCAMORE CANYON TRAI | 0.00 | 20,736.15 | 20,736.15 | 3,802,332.77 | |
| 26000 CAPITAL OUTLAY FUND | 7573C COFD7573 GUAJOME COUNTY PARK | 0.00 | 21,636.74 | 21,636.74 | 28,305.74 | |
| 26000 CAPITAL OUTLAY FUND | 7574C COFD7574 SAGE HILL STAGING AR | 0.00 | 167,242.59 | 167,242.59 | 424,042.35 | |
| 26000 CAPITAL OUTLAY FUND | 7575C COFD7575 OTAY LAKES PARK PRIM | 0.00 | 0.00 | 0.00 | 750,000.00 | |
| 26000 CAPITAL OUTLAY FUND | 7578C COFD7578 OLD IRONSIDE PARK VO | 0.00 | 624.60 | 624.60 | 3,818.58 | |
| 26000 CAPITAL OUTLAY FUND | 7634C COFD7634 MT WOODSON ACQ AND P | 238.35 | 799,586.06 | 799,824.41 | 304,425.82 | |
| 26000 CAPITAL OUTLAY FUND | 7688C COFD7688 CALAVO PARK | 5,801.08 | 17,057,322.32 | 17,063,123.40 | 688,538.63 | |
| 26000 CAPITAL OUTLAY FUND | 7706C COFD7706 JACUMBA FIRE STN 43 | 4,530.92 | 1,058,766.94 | 1,063,297.86 | 15,666,176.70 | |
| 26000 CAPITAL OUTLAY FUND | 7708C COFD7708 OVRP HERITAGE STAGIN | 163.74 | 585,247.96 | 585,411.70 | 2,797,588.81 | |
| 26000 CAPITAL OUTLAY FUND | 7709C COFD7709 SR94 SAFE PASSAGE | 1,637.28 | 208,161.02 | 209,798.30 | 615,609.66 | |
| 26000 CAPITAL OUTLAY FUND | 7710C COFD7710 LAKESIDE BSEBLL PK S | 0.00 | 110,932.47 | 110,932.47 | 1,989.04 | |
| 26000 CAPITAL OUTLAY FUND | 7711C COFD7711 POTTS TRAILS | 1,631.78 | 197,989.30 | 199,621.08 | 457,659.43 | |
| 26000 CAPITAL OUTLAY FUND | 7712C COFD7712 LONNY BREWER PARK LE | 0.00 | 25,620.05 | 25,620.05 | 47,445.04 | |
| 26000 CAPITAL OUTLAY FUND | 7713C COFD7713 OTAY LAKES COUNTY PK | 0.00 | 0.00 | 0.00 | 1,000,000.00 | |
| 26000 CAPITAL OUTLAY FUND | 7714C COFD7714 SANTA YSABEL EAST WE | 359.12 | 208,574.12 | 208,933.24 | 730,079.43 | |
| 26000 CAPITAL OUTLAY FUND | 7715C COFD7715 SWEETWATER LP TRAIL | 3,779.35 | 167,462.28 | 171,241.63 | 3,842,858.10 | |
| 26000 CAPITAL OUTLAY FUND | 7717C COFD7717 FALLBROOK LOCAL PARK | 7,622.68 | 1,468,572.17 | 1,476,194.85 | 569,780.14 | |
| 26000 CAPITAL OUTLAY FUND | 7718C COFD7718 SAN DIEGUITO LOCAL P | 0.00 | 0.00 | 0.00 | 4,505,622.00 | |

# PERIODIC FINANCIAL STATEMENT - SCHEDULE OF REVENUES AND EXPENDITURES BY FUND AND ORGANIZATIONAL UNIT - GL041

Date:14-AUG-2025 13:12:48

COSD

Current Period: JUL-25

Currency: USD

No specific FUND requested

| FUND | ORG | EXPENDITURES | ENCUMBRANCES | EXPENDITURES & ENCUMBRANCES | REMAINING BUDGET | REVENUE |
|---|---|---|---|---|---|---|
| 26000 CAPITAL OUTLAY FUND | 7719C COFD7719 TWIN OAKS LOCAL PARK | 0.00 | 0.00 | 0.00 | 691,790.19 | |
| 26000 CAPITAL OUTLAY FUND | 7720C COFD7720 EUCALYPTUS CTY PARK | 0.00 | 1,170.00 | 1,170.00 | 117,933.38 | |
| 26000 CAPITAL OUTLAY FUND | 7721C COFD7721 GOODLAND ACR CTY PK | 0.00 | 395.25 | 395.25 | 68,441.87 | |
| 26000 CAPITAL OUTLAY FUND | 7722C COFD7722 PINE VALLEY CTY PK P | 0.00 | 0.00 | 0.00 | 147,716.67 | |
| 26000 CAPITAL OUTLAY FUND | 7723C COFD7723 STEELE CNYN CTY PK | 0.00 | 0.00 | 0.00 | 164,549.53 | |
| 26000 CAPITAL OUTLAY FUND | 7727C COFD7727 LINDO LAKE CTY PK PL | 0.00 | 408,372.00 | 408,372.00 | 46,861.09 | |
| 26000 CAPITAL OUTLAY FUND | 7728C COFD7728 DOS PICOS CTY PK SMA | 0.00 | 207,641.00 | 207,641.00 | 20,855.88 | |
| 26000 CAPITAL OUTLAY FUND | 7729C COFD7729 STEELE CNYN CTY PK P | 0.00 | 233,995.00 | 233,995.00 | 23,505.14 | |
| 26000 CAPITAL OUTLAY FUND | 7731C COFD7731 RICC HHSA FAM RESOUR | 953.41 | 192,324.20 | 193,277.61 | 1,174,177.66 | |
| 26000 CAPITAL OUTLAY FUND | 7739C COFD7739 SWEETWATER SUMMIT RE | 0.00 | 81,430.98 | 81,430.98 | 237,145.48 | |
| 26000 CAPITAL OUTLAY FUND | 7788C COFD7788 HERITAGE PARK BUILDI | 0.00 | 864,845.03 | 864,845.03 | 6,306,612.98 | |
| 26000 CAPITAL OUTLAY FUND | 7789C COFD7789 VALLEY CENTER PARKS | 0.00 | 33,571.45 | 33,571.45 | 3,687.42 | |
| 26000 CAPITAL OUTLAY FUND | 7790C COFD7790 BOULDER OAKS PRESERV | 0.00 | 14,260.64 | 14,260.64 | 2,055,300.57 | |
| 26000 CAPITAL OUTLAY FUND | 7791C COFD7791 SWEETWATER LANE COUN | 0.00 | 56,722.67 | 56,722.67 | 1,172,113.34 | |
| 26000 CAPITAL OUTLAY FUND | 7792C COFD7792 SOUTH LANE PARK | 0.00 | 197,105.93 | 197,105.93 | 150,058.30 | |
| 26000 CAPITAL OUTLAY FUND | 7796C COFD7796 HALL OF JUSTICE | 465.28 | 8,265,567.60 | 8,266,032.88 | 4,391,787.61 | |
| 26000 CAPITAL OUTLAY FUND | 7805C COFD7805 EL MONTE RIVER VALLE | 0.00 | 74,848.07 | 74,848.07 | 6,117,404.29 | |
| 26000 CAPITAL OUTLAY FUND | 7836C COFD7836 WATERFRONT PARK ACTI | 0.00 | 47.13 | 47.13 | 152,305.33 | |
| 26000 CAPITAL OUTLAY FUND | 7837C COFD7837 FELICITA COUNTY PARK | 0.00 | 373,485.11 | 373,485.11 | 1,507,921.95 | |
| 26000 CAPITAL OUTLAY FUND | 7840C COFD7840 OVRP COMMUNITY GARDE | 0.00 | 0.00 | 0.00 | 950,000.00 | |
| 26000 CAPITAL OUTLAY FUND | 7841C COFD7841 DESCANSO FS 45 APPAR | 0.00 | 0.00 | 0.00 | 134,756.61 | |
| 26000 CAPITAL OUTLAY FUND | 7842C COFD7842 TJRV SMUGGLERS GULCH | 3,845.29 | 917,025.62 | 920,870.91 | 7,816,262.82 | |
| 26000 CAPITAL OUTLAY FUND | 7847C COFD7847 LAMAR PARK PARKING L | 0.00 | 38,440.20 | 38,440.20 | 2,564.89 | |
| 26000 CAPITAL OUTLAY FUND | 7848C COFD7848 MIRA MESA EPICENTRE | 0.00 | 7,702,113.96 | 7,702,113.96 | 36,327.37 | |
| 26000 CAPITAL OUTLAY FUND | 7849C COFD7849 LOS PENASQUITOS CYN | 0.00 | 176,358.24 | 176,358.24 | 1,431,283.01 | |
| 26000 CAPITAL OUTLAY FUND | 7893C COFD7893 FOOD ACCESS INITIATI | 0.00 | 1,180.93 | 1,180.93 | 18,983.91 | |
| 26000 CAPITAL OUTLAY FUND | 7894C COFD7894 NCRC MAJOR SYSTEMS R | 0.00 | 0.00 | 0.00 | 1,000,000.00 | |
| 26000 CAPITAL OUTLAY FUND | 7895C COFD7895 TJRV SMUGGLERS GULCH | 0.00 | 0.00 | 0.00 | 3,455,839.26 | |
| 26000 CAPITAL OUTLAY FUND | 7908C COFD7908 LINDO LAKE IMPROVEME | 0.00 | 670,618.99 | 670,618.99 | 20,807,905.84 | |
| 26000 CAPITAL OUTLAY FUND | 7909C COFD7909 SLRRP PRADO ACQUISIT | 0.00 | 1,001.76 | 1,001.76 | 2,019,416.82 | |
| 26000 CAPITAL OUTLAY FUND | 7910C COFD7910 SWEETWATER BIKE SKIL | 601.36 | 1,005,550.60 | 1,006,151.96 | 943,714.30 | |
| 26000 CAPITAL OUTLAY FUND | 7911C COFD7911 TJRVP ACTIVE RECREAT | 0.00 | 371,907.95 | 371,907.95 | 1,751,389.00 | |
| 26000 CAPITAL OUTLAY FUND | 7912C COFD7912 LAKESIDE SOCCER FIEL | 0.00 | 0.00 | 0.00 | 322,780.32 | |
| 26000 CAPITAL OUTLAY FUND | 7930C COFD7930 TIJUANA RIVER VALLEY | 0.00 | 368,855.08 | 368,855.08 | 383,854.66 | |
| 26000 CAPITAL OUTLAY FUND | 7966C COFD7966 EOC AND SHF COMMUNIC | 0.00 | 0.00 | 0.00 | 282.73 | |
| 26000 CAPITAL OUTLAY FUND | 7967C COFD7967 STOWE TRAIL ACQUISIT | 0.00 | 109,697.51 | 109,697.51 | 4,294,052.80 | |
| 26000 CAPITAL OUTLAY FUND | 7968C COFD7968 SANTA MARIA CREEK GR | 0.00 | 154,878.94 | 154,878.94 | 610,315.83 | |
| 26000 CAPITAL OUTLAY FUND | 7969C COFD7969 HIDDEN MEADOWS PARK | 0.00 | 0.00 | 0.00 | 2,000,000.00 | |
| 26000 CAPITAL OUTLAY FUND | 7970C COFD7970 CASA DE ORO LIBRARY | 491.19 | 320,244.24 | 320,735.43 | 1,911,948.00 | |
| 26000 CAPITAL OUTLAY FUND | 7983C COFD7983 BUTTERFIELD RANCH AC | 0.00 | 0.00 | 0.00 | 1,000,500.00 | |
| 26000 CAPITAL OUTLAY FUND | 7993C COFD7993 DICTIONARY HILLS | 718.24 | 129,003.12 | 129,721.36 | 638,645.96 | |
| 26000 CAPITAL OUTLAY FUND | 7994C COFD7994 ENCINITAS LANDFILL P | 0.00 | 0.00 | 0.00 | 1,000,000.00 | |
| 26000 CAPITAL OUTLAY FUND | 7A44C COFD7A44 TJ RIVER VALLEY SPOO | 50.00 | 1,683,772.18 | 1,683,822.18 | 15,398.74 | |
| 26000 CAPITAL OUTLAY FUND | 7A53C COFD7A53 JESS MARTIN CNTY PK | 0.00 | 1,342.00 | 1,342.00 | 415,000.00 | |
| 26000 CAPITAL OUTLAY FUND | 7A54C COFD7A54 TJ RIVER VALLEY REPI | 0.00 | 0.00 | 0.00 | 2,350,000.00 | |
| 26005 MAJOR MAINT CAPITAL OUTL | 7598D MMCOF7598 SDC PSYC HOSPTL HVA | 953.42 | 278,556.87 | 279,510.29 | 401,240.90 | |
| 26005 MAJOR MAINT CAPITAL OUTL | 7627D MMCOF7627 VISTA DETENTION FAC | 0.00 | 0.00 | 0.00 | 239,102.59 | |
| 26005 MAJOR MAINT CAPITAL OUTL | 7642D MMCOF7642 GBDF REPLC SECURITY | 4,052.03 | 9,036,272.76 | 9,040,324.79 | 10,623,020.21 | |
| 26005 MAJOR MAINT CAPITAL OUTL | 7686D MMCOF7686 RIDGEHAVEN SHERIFF | 9,606.05 | 4,892,531.85 | 4,902,137.90 | 752,234.44 | |
| 26005 MAJOR MAINT CAPITAL OUTL | 7699D MMCOF7699 LINDO LAKE PLAYGROU | 0.00 | 291,315.00 | 291,315.00 | 26,515.03 | |
| 26005 MAJOR MAINT CAPITAL OUTL | 7761D MMCOF7761 SAN PASQUAL ACADEMY | 0.00 | 2,000.00 | 2,000.00 | 16,385.95 | |

# PERIODIC FINANCIAL STATEMENT - SCHEDULE OF REVENUES AND EXPENDITURES BY FUND AND ORGANIZATIONAL UNIT - GL041

Date:14-AUG-2025 13:12:48

COSD

Current Period. JUL-25

Currency: USD

No specific FUND requested

| FUND | ORG | EXPENDITURES | ENCUMBRANCES | EXPENDITURES & ENCUMBRANCES | REMAINING BUDGET | REVENUE |
|---|---|---|---|---|---|---|
| 26005 MAJOR MAINT CAPITAL OUTL | 7765D MMCOF7765 SWEETWATER REGIONAL | 0.00 | 0.00 | 0.00 | 7,728.96 | |
| 26005 MAJOR MAINT CAPITAL OUTL | 7771D MMCOF7771 POTRERO PARK BACKUP | 0.00 | 4,748.97 | 4,748.97 | 105,695.02 | |
| 26005 MAJOR MAINT CAPITAL OUTL | 7772D MMCOF7772 WILDERNESS GARDEN P | 0.00 | 45,569.96 | 45,569.96 | 195,360.96 | |
| 26005 MAJOR MAINT CAPITAL OUTL | 7780D MMCOF7780 RIDGEHAVEN NEW GENE | 0.00 | 168,575.53 | 168,575.53 | 13,463.93 | |
| 26005 MAJOR MAINT CAPITAL OUTL | 7784D MMCOF7784 SBRC ESCALATOR AND | 0.00 | 156,399.68 | 156,399.68 | 724,294.65 | |
| 26005 MAJOR MAINT CAPITAL OUTL | 7808D MMCOF7808 EMJDF GENERATOR REP | 238.35 | 51,464.02 | 51,702.37 | 988,223.99 | |
| 26005 MAJOR MAINT CAPITAL OUTL | 7815D MMCOF7815 FLINN SPRINGS PARK | 0.00 | 60,976.74 | 60,976.74 | 13,700.40 | |
| 26005 MAJOR MAINT CAPITAL OUTL | 7817D MMCOF7817 JESS MARTIN PARK WA | 0.00 | 282.80 | 282.80 | 8,605.32 | |
| 26005 MAJOR MAINT CAPITAL OUTL | 7819D MMCOF7819 VALLECITOS PARK GEN | 0.00 | 25,649.23 | 25,649.23 | 73,058.99 | |
| 26005 MAJOR MAINT CAPITAL OUTL | 7823D MMCOF7823 EMRF CPC REMODEL | 1,906.84 | 113,370.34 | 115,277.18 | 1,367,201.59 | |
| 26005 MAJOR MAINT CAPITAL OUTL | 7825D MMCOF7825 VDF RECREATION YARD | 476.71 | 15,059.70 | 15,536.41 | 48,512.06 | |
| 26005 MAJOR MAINT CAPITAL OUTL | 7826D MMCOF7826 RSD SHERIFF AIR HAN | 0.00 | 14,172.00 | 14,172.00 | 36,546.73 | |
| 26005 MAJOR MAINT CAPITAL OUTL | 7827D MMCOF7827 SDCJ SEC N EMRGNCY | 3,575.32 | 1,041,389.23 | 1,044,964.55 | 23,822,223.93 | |
| 26005 MAJOR MAINT CAPITAL OUTL | 7829D MMCOF7829 GBDF ROCK SALLY POR | 3,098.61 | 2,201,174.64 | 2,204,273.25 | 577,905.60 | |
| 26005 MAJOR MAINT CAPITAL OUTL | 7831D MMCOF7831 MENTAL HEALTH SERVI | 0.00 | 0.00 | 0.00 | 57,338.13 | |
| 26005 MAJOR MAINT CAPITAL OUTL | 7833D MMCOF7833 MV FRC TI ELIGIBILI | 0.00 | 12,843.44 | 12,843.44 | 439,865.71 | |
| 26005 MAJOR MAINT CAPITAL OUTL | 7835D MMCOF7835 SR LWC NATIONAL CIT | 0.00 | 17,497.07 | 17,497.07 | 209,958.42 | |
| 26005 MAJOR MAINT CAPITAL OUTL | 7846D MMCOF7846 SOUTH REGION FRC LO | 0.00 | 7,327.11 | 7,327.11 | 34,694.57 | |
| 26005 MAJOR MAINT CAPITAL OUTL | 7855D MMCOF7855 TOWN CENTER MANOR C | 1,160.02 | 47,970.57 | 49,130.59 | 308,701.49 | |
| 26005 MAJOR MAINT CAPITAL OUTL | 7858D MMCOF7858 EDGEMR CEIL TILES D | 0.00 | 509,246.91 | 509,246.91 | 2,057,815.74 | |
| 26005 MAJOR MAINT CAPITAL OUTL | 7859D MMCOF7859 EAST CTY MENTAL HEA | 0.00 | 18,536.00 | 18,536.00 | 88,284.95 | |
| 26005 MAJOR MAINT CAPITAL OUTL | 7865D MMCOF7865 NORTH CENTRAL MHC W | 0.00 | 144,343.72 | 144,343.72 | 1,378,309.24 | |
| 26005 MAJOR MAINT CAPITAL OUTL | 7866D MMCOF7866 HHSA SEVILLE PLZ RE | 0.00 | 0.00 | 0.00 | 181,310.62 | |
| 26005 MAJOR MAINT CAPITAL OUTL | 7867D MMCOF7867 MILLS OFFCE RECONFI | 0.00 | 8,615.23 | 8,615.23 | 278,344.09 | |
| 26005 MAJOR MAINT CAPITAL OUTL | 7869D MMCOF7869 FALLBROOK FRC SECUR | 2,383.55 | 31,946.08 | 34,329.63 | 25,005.29 | |
| 26005 MAJOR MAINT CAPITAL OUTL | 7870D MMCOF7870 CITY HEIGHTS CCWS O | 0.00 | 30,485.80 | 30,485.80 | 211,120.30 | |
| 26005 MAJOR MAINT CAPITAL OUTL | 7871D MMCOF7871 HZRD WY SEC ENHANCE | 0.00 | 0.00 | 0.00 | 1,014,741.82 | |
| 26005 MAJOR MAINT CAPITAL OUTL | 7874D MMCOF7874 JULIAN LIBRARY HVAC | 0.00 | 720,980.20 | 720,980.20 | 134,489.76 | |
| 26005 MAJOR MAINT CAPITAL OUTL | 7876D MMCOF7876 RANCHO SANTA FE STA | 0.00 | 0.00 | 0.00 | 19,954.37 | |
| 26005 MAJOR MAINT CAPITAL OUTL | 7878D MMCOF7878 SWEETWATER BALL FIE | 0.00 | 1,568.41 | 1,568.41 | 400,250.13 | |
| 26005 MAJOR MAINT CAPITAL OUTL | 7881D MMCOF7881 GUAJOME PARK GATE A | 0.00 | 8,348.53 | 8,348.53 | 2,273.91 | |
| 26005 MAJOR MAINT CAPITAL OUTL | 7882D MMCOF7882 FALLBROOK LIBRARY Z | 238.35 | 145,922.84 | 146,161.19 | 730,842.25 | |
| 26005 MAJOR MAINT CAPITAL OUTL | 7887D MMCOF7887 JAMUL FIRE STN 36 P | 238.35 | 5,819.31 | 6,057.66 | 22,930.71 | |
| 26005 MAJOR MAINT CAPITAL OUTL | 7890D MMCOF7890 EMJDF EXT PNT WTR H | 0.00 | 8,495.81 | 8,495.81 | 44,847.86 | |
| 26005 MAJOR MAINT CAPITAL OUTL | 7898D MMCOF7898 LCDF WTR HTR AND SW | 0.00 | 37,921.89 | 37,921.89 | 2,223,434.54 | |
| 26005 MAJOR MAINT CAPITAL OUTL | 7899D MMCOF7899 BRRGO SPRG SHF OFC | 715.06 | 31,341.26 | 32,056.32 | 80,976.00 | |
| 26005 MAJOR MAINT CAPITAL OUTL | 7900D MMCOF7900 SD FIRE ARMS TRNING | 0.00 | 77,146.90 | 77,146.90 | 60,973.68 | |
| 26005 MAJOR MAINT CAPITAL OUTL | 7904D MMCOF7904 ROCK MOUNTAIN HOUSE | 0.00 | 13,243.37 | 13,243.37 | 123,076.05 | |
| 26005 MAJOR MAINT CAPITAL OUTL | 7905D MMCOF7905 PINE VLY SHF SBSTN | 0.00 | 1,390.99 | 1,390.99 | 4,572.09 | |
| 26005 MAJOR MAINT CAPITAL OUTL | 7914D MMCOF7914 NEW SPC FOR OFC OF | 0.00 | 8,468.86 | 8,468.86 | 57,080.80 | |
| 26005 MAJOR MAINT CAPITAL OUTL | 7916D MMCOF7916 HHS VOASW BEHAVIORA | 4,290.38 | 18,054,792.86 | 18,059,083.24 | 1,294,158.79 | |
| 26005 MAJOR MAINT CAPITAL OUTL | 7917D MMCOF7917 EDGEMOOR DISHWASHER | 0.00 | 0.00 | 0.00 | 179,580.55 | |
| 26005 MAJOR MAINT CAPITAL OUTL | 7918D MMCOF7918 PHPR WAREHOUS TENAN | 0.00 | 106,584.57 | 106,584.57 | 264,548.32 | |
| 26005 MAJOR MAINT CAPITAL OUTL | 7919D MMCOF7919 SRLWC PUBLIC HEALTH | 0.00 | 0.00 | 0.00 | 98,176.94 | |
| 26005 MAJOR MAINT CAPITAL OUTL | 7922D MMCOF7922 EMJDF INTERCOM SYST | 0.00 | 20,208.81 | 20,208.81 | 2,098,192.71 | |
| 26005 MAJOR MAINT CAPITAL OUTL | 7925D MMCOF7925 VISTA DETENTN FACIL | 2,383.55 | 545,203.48 | 547,587.03 | 5,640,195.87 | |
| 26005 MAJOR MAINT CAPITAL OUTL | 7926D MMCOF7926 MAGNOLIA SAFE PARKI | 2,145.19 | 844,193.09 | 846,338.28 | 16,844.98 | |
| 26005 MAJOR MAINT CAPITAL OUTL | 7927D MMCOF7927 BANCROFT SAFE PARKI | 715.06 | 65,040.28 | 65,755.34 | 105,036.54 | |
| 26005 MAJOR MAINT CAPITAL OUTL | 7928D MMCOF7928 RAMONA ROAD STATION | 476.70 | 15,933.92 | 16,410.62 | 319,674.39 | |
| 26005 MAJOR MAINT CAPITAL OUTL | 7929D MMCOF7929 SAN MARCOS ROAD STA | 476.70 | 14,300.36 | 14,777.06 | 325,430.02 | |
| 26005 MAJOR MAINT CAPITAL OUTL | 7931D MMCOF7931 CAC WATERFRONT PARK | 0.00 | 44,366.07 | 44,366.07 | 180,613.93 | |

# PERIODIC FINANCIAL STATEMENT - SCHEDULE OF REVENUES AND EXPENDITURES BY FUND AND ORGANIZATIONAL UNIT - GL041

Date:14-AUG-2025 13:12:48

COSD

Current Period: JUL-25

Currency: USD

No specific FUND requested

| FUND | ORG | EXPENDITURES | ENCUMBRANCES | EXPENDITURES & ENCUMBRANCES | REMAINING BUDGET | REVENUE |
|---|---|---|---|---|---|---|
| 26005 MAJOR MAINT CAPITAL OUTL | 7932D MMCOF7932 BONITA MUSEUM AC UN | 0.00 | 2,380.72 | 2,380.72 | 13,611.11 | |
| 26005 MAJOR MAINT CAPITAL OUTL | 7937D MMCOF7937 4S RANCH LIB HVAC R | 0.00 | 35,812.00 | 35,812.00 | 449,384.12 | |
| 26005 MAJOR MAINT CAPITAL OUTL | 7939D MMCOF7939 BNTA SUN LIB PAT FN | 0.00 | 27,099.91 | 27,099.91 | 92,703.71 | |
| 26005 MAJOR MAINT CAPITAL OUTL | 7940D MMCOF7940 LAKE MORENA DOCK RE | 0.00 | 62,809.27 | 62,809.27 | 230,726.22 | |
| 26005 MAJOR MAINT CAPITAL OUTL | 7941D MMCOF7941 LAKE MORENA PLAYGRO | 0.00 | 834.26 | 834.26 | 85,514.30 | |
| 26005 MAJOR MAINT CAPITAL OUTL | 7943D MMCOF7943 CACTUS PARK REFURBI | 0.00 | 492,644.67 | 492,644.67 | 1,161,643.46 | |
| 26005 MAJOR MAINT CAPITAL OUTL | 7944D MMCOF7944 CACTUS PARK RESTROO | 0.00 | 71,767.60 | 71,767.60 | 2,048,465.89 | |
| 26005 MAJOR MAINT CAPITAL OUTL | 7946D MMCOF7946 STELZER PARK TRAIL | 0.00 | 2,220.00 | 2,220.00 | 11,283.05 | |
| 26005 MAJOR MAINT CAPITAL OUTL | 7947D MMCOF7947 AGUA CALIENTE PARK | 0.00 | 423,519.71 | 423,519.71 | 152,742.23 | |
| 26005 MAJOR MAINT CAPITAL OUTL | 7948D MMCOF7948 AGUA CALIENTE PARK | 0.00 | 0.00 | 0.00 | 240,000.00 | |
| 26005 MAJOR MAINT CAPITAL OUTL | 7949D MMCOF7949 SPRING VALLEY GYM H | 0.00 | 28,462.00 | 28,462.00 | 109,606.31 | |
| 26005 MAJOR MAINT CAPITAL OUTL | 7950D MMCOF7950 JULIAN FS 56 EXT WO | 238.35 | 20,317.71 | 20,556.06 | 284,397.13 | |
| 26005 MAJOR MAINT CAPITAL OUTL | 7952D MMCOF7952 DEERHORN FS 37 STO | 1,191.77 | 25,587.94 | 26,779.71 | 275,893.37 | |
| 26005 MAJOR MAINT CAPITAL OUTL | 7953D MMCOF7953 LAKE MORENA FS 42 E | 1,191.77 | 31,853.95 | 33,045.72 | 276,517.16 | |
| 26005 MAJOR MAINT CAPITAL OUTL | 7954D MMCOF7954 INTERMOUNTAIN FS 85 | 476.71 | 19,577.29 | 20,054.00 | 39,383.59 | |
| 26005 MAJOR MAINT CAPITAL OUTL | 7955D MMCOF7955 RANCHITA FS 58 EXT | 238.35 | 20,236.01 | 20,474.36 | 283,984.10 | |
| 26005 MAJOR MAINT CAPITAL OUTL | 7959D MMCOF7959 EMJDF IBR DELIVERY | 2,860.26 | 293,568.81 | 296,429.07 | 234,449.54 | |
| 26005 MAJOR MAINT CAPITAL OUTL | 7960D MMCOF7960 ALPINE SHERIFF STAT | 0.00 | 12,688.33 | 12,688.33 | 9,694.47 | |
| 26005 MAJOR MAINT CAPITAL OUTL | 7961D MMCOF7961 EO MESA REG FIREARM | 186.11 | 5,094.26 | 5,280.37 | 5,622.46 | |
| 26005 MAJOR MAINT CAPITAL OUTL | 7965D MMCOF7965 ASTREA SHF AVIATION | 0.00 | 57,284.82 | 57,284.82 | 7,400.78 | |
| 26005 MAJOR MAINT CAPITAL OUTL | 7976D MMCOF7976 AWM HAZARD WAY EV C | 3,575.30 | 303,053.60 | 306,628.90 | 101,108.42 | |
| 26005 MAJOR MAINT CAPITAL OUTL | 7978D MMCOF7978 EMDF ELECTRIC VEHIC | 0.00 | 551,971.23 | 551,971.23 | 459,246.53 | |
| 26005 MAJOR MAINT CAPITAL OUTL | 7979D MMCOF7979 SAN MARCOS OFFICES | 238.35 | 13,157.55 | 13,395.90 | 225,692.60 | |
| 26005 MAJOR MAINT CAPITAL OUTL | 7980D MMCOF7980 SOUTH LOT LINE COC | 715.06 | 209,974.62 | 210,689.68 | 109,938.04 | |
| 26005 MAJOR MAINT CAPITAL OUTL | 7981D MMCOF7981 CRASH GOLDEN HILL H | 0.00 | 232,444.46 | 232,444.46 | 673,610.50 | |
| 26005 MAJOR MAINT CAPITAL OUTL | 7986D MMCOF7986 HARBISON CANYON FS | 1,191.77 | 30,817.78 | 32,009.55 | 365,282.05 | |
| 26005 MAJOR MAINT CAPITAL OUTL | 7987D MMCOF7987 POLINSKY REPAIRS PH | 0.00 | 81,477.58 | 81,477.58 | 4,954,788.31 | |
| 26005 MAJOR MAINT CAPITAL OUTL | 7988D MMCOF7988 DPW WSTWTR STE LIGH | 0.00 | 1,000.00 | 1,000.00 | 1.56 | |
| 26005 MAJOR MAINT CAPITAL OUTL | 7989D MMCOF7989 EL CAJON FRC EV CHA | 0.00 | 6,987.64 | 6,987.64 | 190,000.00 | |
| 26005 MAJOR MAINT CAPITAL OUTL | 7990D MMCOF7990 EDGEMOOR SNF EV CHA | 0.00 | 6,736.61 | 6,736.61 | 190,000.00 | |
| 26005 MAJOR MAINT CAPITAL OUTL | 7998D MMCOF7998 ENERGY MEASURES IMP | 0.00 | 75,665.11 | 75,665.11 | 751,425.96 | |
| 26005 MAJOR MAINT CAPITAL OUTL | 7999D MMCOF7999 EV ROADMAP FOR VARI | 0.00 | 0.00 | 0.00 | 523,238.93 | |
| 26005 MAJOR MAINT CAPITAL OUTL | 7A02D MMCOF7A02 SOUTH REGION PUBLIC | 0.00 | 52,716.35 | 52,716.35 | 442,263.10 | |
| 26005 MAJOR MAINT CAPITAL OUTL | 7A03D MMCOF7A03 VISTA LIBRARY SERVI | 0.00 | 74,913.35 | 74,913.35 | 2,900.75 | |
| 26005 MAJOR MAINT CAPITAL OUTL | 7A04D MMCOF7A04 SWTWTR REG PARK ELE | 0.00 | 403,610.41 | 403,610.41 | 131,062.89 | |
| 26005 MAJOR MAINT CAPITAL OUTL | 7A11D MMCOF7A11 DOS PICOS CAMPGROUN | 0.00 | 525,565.55 | 525,565.55 | 40,002.79 | |
| 26005 MAJOR MAINT CAPITAL OUTL | 7A12D MMCOF7A12 DOS PICOS RESTRM UP | 0.00 | 534,361.21 | 534,361.21 | 39,000.56 | |
| 26005 MAJOR MAINT CAPITAL OUTL | 7A14D MMCOF7A14 WILLIAM HEISE PARK | 0.00 | 0.00 | 0.00 | 196,987.64 | |
| 26005 MAJOR MAINT CAPITAL OUTL | 7A15D MMCOF7A15 POTRERO PARK RESTRO | 0.00 | 53,591.34 | 53,591.34 | 380,627.49 | |
| 26005 MAJOR MAINT CAPITAL OUTL | 7A21D MMCOF7A21 GOODLAND ACRES PARK | 0.00 | 10,947.59 | 10,947.59 | 1,908.69 | |
| 26005 MAJOR MAINT CAPITAL OUTL | 7A23D MMCOF7A23 4S RANCH SPORTS PRK | 0.00 | 442,593.67 | 442,593.67 | 41,060.58 | |
| 26005 MAJOR MAINT CAPITAL OUTL | 7A24D MMCOF7A24 4S RANCH PATRIOT PA | 0.00 | 0.00 | 0.00 | 43,000.00 | |
| 26005 MAJOR MAINT CAPITAL OUTL | 7A26D MMCOF7A26 LOUIS STELZER COUNT | 0.00 | 0.00 | 0.00 | 500,000.00 | |
| 26005 MAJOR MAINT CAPITAL OUTL | 7A27D MMCOF7A27 DPR ADA ACCESSIBILI | 0.00 | 0.00 | 0.00 | 1,000,000.00 | |
| 26005 MAJOR MAINT CAPITAL OUTL | 7A29D MMCOF7A29 SHELTER VALLEY FS 6 | 238.35 | 46,572.33 | 46,810.68 | 246,262.18 | |
| 26005 MAJOR MAINT CAPITAL OUTL | 7A30D MMCOF7A30 EMJDF IMPROVEMENTS | 2,383.55 | 749,672.02 | 752,055.57 | 4,257,114.31 | |
| 26005 MAJOR MAINT CAPITAL OUTL | 7A31D MMCOF7A31 FALLBROOK SUBSTATIO | 1,906.83 | 272,147.42 | 274,054.25 | 468,030.44 | |
| 26005 MAJOR MAINT CAPITAL OUTL | 7A33D MMCOF7A33 NCRC VISTA CCTV UPG | 0.00 | 226,131.37 | 226,131.37 | 14,022,375.11 | |
| 26005 MAJOR MAINT CAPITAL OUTL | 7A34D MMCOF7A34 SDCJ ADA UPGRADE PH | 1,906.84 | 198,917.16 | 200,824.00 | 4,299,176.00 | |
| 26005 MAJOR MAINT CAPITAL OUTL | 7A35D MMCOF7A35 VALLEY CENTER SUBST | 0.00 | 7,005.53 | 7,005.53 | 6,926.48 | |
| 26005 MAJOR MAINT CAPITAL OUTL | 7A36D MMCOF7A36 SHERIFFS HQ SITE BO | 0.00 | 39,818.49 | 39,818.49 | 52,165.44 | |

# PERIODIC FINANCIAL STATEMENT - SCHEDULE OF REVENUES AND EXPENDITURES BY FUND AND ORGANIZATIONAL UNIT - GL041

Date:14-AUG-2025 13:12:48

COSD
Current Period: JUL-25

Currency: USD
No specific FUND requested

| FUND | ORG | EXPENDITURES | ENCUMBRANCES | EXPENDITURES & ENCUMBRANCES | REMAINING BUDGET | REVENUE |
|---|---|---|---|---|---|---|
| 26005 MAJOR MAINT CAPITAL OUTL | 7A37D MMCOF7A37 MIRAMAR K9 FENCING | 1,668.46 | 79,605.49 | 81,273.95 | 242.87 | |
| 26005 MAJOR MAINT CAPITAL OUTL | 7A38D MMCOF7A38 RANCHITA SUBSTATION | 0.00 | 8,001.55 | 8,001.55 | 59,750.00 | |
| 26005 MAJOR MAINT CAPITAL OUTL | 7A39D MMCOF7A39 COC 5560 HVAC EQUIP | 476.71 | 99,963.65 | 100,440.36 | 885,000.00 | |
| 26005 MAJOR MAINT CAPITAL OUTL | 7A40D MMCOF7A40 LCDRF ADA UPGRADE | 0.00 | 787,129.23 | 787,129.23 | 8,585,581.48 | |
| 26005 MAJOR MAINT CAPITAL OUTL | 7A41D MMCOF7A41 SDCPH PHARMACY RELO | 0.00 | 40,376.15 | 40,376.15 | 274,200.82 | |
| 26005 MAJOR MAINT CAPITAL OUTL | 7A42D MMCOF7A42 EAST COUNTY REG CTR | 1,430.13 | 43,838.88 | 45,269.01 | 477,866.72 | |
| 26005 MAJOR MAINT CAPITAL OUTL | 7A43D MMCOF7A43 EMJDF UPGRADE CCTV | 1,906.84 | 1,744,752.71 | 1,746,659.55 | 449,501.10 | |
| 26005 MAJOR MAINT CAPITAL OUTL | 7A45D MMCOF7A45 TROY SLEEPING CABIN | 6,197.23 | 9,769,303.51 | 9,775,500.74 | 287,000.00 | |
| 26005 MAJOR MAINT CAPITAL OUTL | 7A46D MMCOF7A46 EL CAJON FRC CANOPY | 1,191.75 | 92,709.69 | 93,901.44 | 375,942.22 | |
| 26005 MAJOR MAINT CAPITAL OUTL | 7A47D MMCOF7A47 EAST COUNTY REGIONA | 0.00 | 71,865.73 | 71,865.73 | 401,509.18 | |
| 26005 MAJOR MAINT CAPITAL OUTL | 7A48D MMCOF7A48 NORTH COUNTY ANIMAL | 0.00 | 620,921.17 | 620,921.17 | 149,546.05 | |
| 26005 MAJOR MAINT CAPITAL OUTL | 7A50D MMCOF7A50 REPLACE HVAC UNITS | 0.00 | 102,046.50 | 102,046.50 | 1,395,456.59 | |
| 26005 MAJOR MAINT CAPITAL OUTL | 7A51D MMCOF7A51 HOJ PARKING LOT GAT | 0.00 | 262,711.63 | 262,711.63 | 74,539.36 | |
| 26005 MAJOR MAINT CAPITAL OUTL | 7A57D MMCOF7A57 COC COMMON AREA TRA | 0.00 | 0.00 | 0.00 | 350,000.00 | |
| 26005 MAJOR MAINT CAPITAL OUTL | 7A58D MMCOF7A58 RANCHO SD LIBRARY E | 0.00 | 0.00 | 0.00 | 100,000.00 | |
| 26005 MAJOR MAINT CAPITAL OUTL | 7A59D MMCOF7A59 SBRC SECURITY SYSTE | 0.00 | 0.00 | 0.00 | 1,000,000.00 | |
| 26005 MAJOR MAINT CAPITAL OUTL | 7A60D MMCOF7A60 EMRF CAMERAS SYSTEM | 0.00 | 0.00 | 0.00 | 6,800,000.00 | |
| 26005 MAJOR MAINT CAPITAL OUTL | 7A61D MMCOF7A61 RMDF WATER PRFING K | 0.00 | 0.00 | 0.00 | 700,000.00 | |
| 26005 MAJOR MAINT CAPITAL OUTL | 7A62D MMCOF7A62 COUNTY EV FAST CHAR | 0.00 | 0.00 | 0.00 | 2,350,000.00 | |
| 26005 MAJOR MAINT CAPITAL OUTL | 7A63D MMCOF7A63 LAS COLINAS DETENTI | 0.00 | 0.00 | 0.00 | 500,000.00 | |
| 26005 MAJOR MAINT CAPITAL OUTL | 7A64D MMCOF7A64 GILLESPIE FIELD AIR | 0.00 | 0.00 | 0.00 | 500,000.00 | |
| 26015 CAPITAL MSCP ACQUISITION | 7312M KA9500 MULTI-SPECIES CNSRVTN | 1,661.67 | 596,855.29 | 598,716.96 | 16,390,333.43 | |
| 26025 COUNTY HEALTH COMPLEX | 7529H COHC7529 SOUTHEAST SAN DIEGO | 1,668.45 | 747,820.83 | 749,489.28 | 2,170,679.04 | |
| 26025 COUNTY HEALTH COMPLEX | 7750H COHC7750 TRI CITY HEALTH DIST | 0.00 | 789,030.27 | 789,030.27 | 679,508.35 | |
| 26025 COUNTY HEALTH COMPLEX | 7798H COHC7798 CENTRAL REGION COMMU | 0.00 | 465,709.32 | 465,709.32 | 6,724,102.35 | |
| 26025 COUNTY HEALTH COMPLEX | 7799H COHC7799 EDGEMOOR PSYCHIATRIC | 2,860.26 | 1,502,550.83 | 1,505,411.09 | 21,230,435.60 | |
| 26025 COUNTY HEALTH COMPLEX | 7843H COHC7843 EAST REGION CSU AND | 5,377.64 | 11,703,782.88 | 11,709,160.52 | 1,966,888.54 | |
| 26025 COUNTY HEALTH COMPLEX | 7844H COHC7844 COUNTY PUBLIC HEALTH | 10,377.88 | 6,964,934.26 | 6,975,312.14 | 9,443,283.30 | |
| 26025 COUNTY HEALTH COMPLEX | 7920H COHC7920 SAN DIEGO COUNTY PSY | 7,746.93 | 842,607.48 | 850,354.41 | 27,645,851.96 | |
| 26025 COUNTY HEALTH COMPLEX | 7921H COHC7921 E REGION COMMUNITY B | 0.00 | 42,607.70 | 42,607.70 | 820,629.19 | |
| 26025 COUNTY HEALTH COMPLEX | 7A55H COHC7A55 CHILDRENS CRISIS RES | 0.00 | 0.00 | 0.00 | 6,920,000.00 | |
| 26050 JUSTICE FACILITY CONST | 7497J JFCF7497 REGIONAL COMMUNICATI | 0.00 | 668,423.60 | 668,423.60 | 2,619,937.80 | |
| 26050 JUSTICE FACILITY CONST | 7521J JFCF7521 SAN DIEGO JUVENILE J | 0.00 | 147,299.18 | 147,299.18 | 885,844.56 | |
| 26050 JUSTICE FACILITY CONST | 7971J JFCF7971 RAMONA SHERIFF STATI | 4,648.98 | 3,643,027.08 | 3,647,676.06 | 5,958,440.78 | |
| 26050 JUSTICE FACILITY CONST | 7972J JFCF7972 VISTA DETENTION FACI | 2,357.33 | 36,074.52 | 38,431.85 | 1,194,813.61 | |
| 26050 JUSTICE FACILITY CONST | 7995J JFCF7995 RAMONA FIRE STATION | 0.00 | 75,896.38 | 75,896.38 | 84,039.84 | |
| 26050 JUSTICE FACILITY CONST | 7996J JFCF7996 SAN DIEGO COUNTY FIR | 1,430.12 | 87,987.69 | 89,417.81 | 1,543,712.32 | |
| 26050 JUSTICE FACILITY CONST | 7A56J JFCF7A56 PROB YOUTH LESS REST | 0.00 | 0.00 | 0.00 | 700,000.00 | |
| 26075 LIBRARY PROJ CAPITAL OUT | 7505L COLIB7505 CASA DE ORO LIBRARY | 9,195.26 | 13,194,644.48 | 13,203,839.74 | 2,882,099.76 | |
| 26075 LIBRARY PROJ CAPITAL OUT | 7509L COLIB7509 4S RANCH LIBRARY EX | 476.70 | 1,302,245.67 | 1,302,722.37 | 2,462,460.75 | |
| 26075 LIBRARY PROJ CAPITAL OUT | 7560L COLIB7560 JULIAN LIBRARY COMM | 0.00 | 130,429.44 | 130,429.44 | 484,689.81 | |
| 26075 LIBRARY PROJ CAPITAL OUT | 7845L COLIB7845 EL CAJON BRANCH LIB | 0.00 | 203,843.23 | 203,843.23 | 51,884.08 | |
| 26125 EDGEMOOR DEVELOPMENT | 75800 EDGEMOOR DEVELOPMENT FUND | 1,120.10 | 69,446.84 | 70,566.94 | 7,199,438.06 | 27,410.36 |
| 28075 CSAF USDRIP | 96530 CSAF USDRIP | 0.00 | 0.00 | 0.00 | 550,000.00 | |
| 28078 CSAF GF SRF | 96534 CSAF GF SPECIAL REV FUND | 0.00 | 0.00 | 0.00 | 1,685,070.00 | |
| 28079 CSAF GF ADMIN | 96535 CSAF GF ADMIN | 0.00 | 0.00 | 0.00 | 216,872.00 | |
| 30050 AIRPORT ENTERPRISE | 76350 AIRPORT DIVISION | 138,518.14 | 3,717,382.83 | 3,855,900.97 | 14,053,710.36 | |
| 30050 AIRPORT ENTERPRISE | 76351 GILLESPIE FIELD AIRPORT | 188,419.33 | 525,524.08 | 713,943.41 | 8,364,190.38 | 829,361.49 |
| 30050 AIRPORT ENTERPRISE | 76352 PALOMAR AIRPORT | 188,199.16 | 1,697,711.27 | 1,885,910.43 | 8,336,459.55 | 385,502.56 |
| 30050 AIRPORT ENTERPRISE | 76353 RAMONA AIRPORT | 23,269.37 | 862,047.72 | 885,317.09 | 1,175,583.03 | 39,028.61 |
| 30050 AIRPORT ENTERPRISE | 76354 BORREGO VALLEY AIRPORT | 27,070.73 | 169,526.86 | 196,597.59 | 1,586,671.58 | 6,586.11 |

# PERIODIC FINANCIAL STATEMENT - SCHEDULE OF REVENUES AND EXPENDITURES BY FUND AND ORGANIZATIONAL UNIT - GL041

Date:14-AUG-2025 13:12:48

COSD
Current Period: JUL-25

Currency: USD
No specific FUND requested

| FUND | ORG | EXPENDITURES | ENCUMBRANCES | EXPENDITURES & ENCUMBRANCES | REMAINING BUDGET | REVENUE |
|---|---|---|---|---|---|---|
| 30050 AIRPORT ENTERPRISE | 76355 AGUA CALIENTE AIRPORT | 4,162.17 | 3,258.59 | 7,420.76 | (4,115.15) | |
| 30050 AIRPORT ENTERPRISE | 76356 FALLBROOK AIRPORT | 1,470.29 | 270,688.81 | 272,159.10 | 511,268.51 | 62,035.67 |
| 30050 AIRPORT ENTERPRISE | 76357 JACUMBA AIRSTRIP | 3,356.98 | 42,821.27 | 46,178.25 | 90,269.02 | |
| 30050 AIRPORT ENTERPRISE | 76358 OCOTILLO AIRSTRIP | 0.00 | 24,249.45 | 24,249.45 | 30,622.00 | |
| 30100 LIQUID WASTE ENTERPRISE | 76900 OPERATIONS AND MAINTENANCE | 127,579.86 | 162,076.97 | 289,656.83 | 5,484,143.14 | 162,530.48 |
| 30100 LIQUID WASTE ENTERPRISE | 76905 ENGINEERING AND ADMIN | 97,277.52 | 135,953.73 | 233,231.25 | 4,847,428.48 | 95,175.66 |
| 30425 CMWSMD-ZONE B (CAMPO HIL | 97290 CAMPO HILLS WATER | 11,023.64 | 324,052.08 | 335,075.72 | 805,737.28 | |
| 30427 CMWSMD-ZONE A (RANCHO DE | 97297 RANCHO DEL CAMPO WATER | 4,531.81 | 555,575.93 | 560,107.74 | 1,870,829.76 | 6,483.75 |
| 30429 LIVE OAK SPRNGS WTR SYS | 97298 LIVE OAK SPRINGS WTR SYS CSA | 7,616.55 | 989,558.75 | 997,175.30 | 2,464,533.57 | 2,196.92 |
| 31500 SAN DIEGO COUNTY SANITAT | 97165 SAN DIEGO COUNTY SANITATION D | 5,089,105.78 | 29,398,498.67 | 34,487,604.45 | 57,101,034.26 | 69,438.51 |
| 31550 SHF JAIL STORES COMMISSA | 96400 SHF JAIL STORES COMMISSARY EN | 5,036.48 | 472,773.43 | 477,809.91 | 8,379,126.40 | 162,806.46 |
| 35500 INFORMATION TECHNOLOGY I | 78550 CHIEF INFO TECH OFFICER | (33,965,450.06) | 265,215,468.47 | 231,250,018.41 | 2,252,238.78 | |
| 35500 INFORMATION TECHNOLOGY I | 78552 INNOVATION FUND | 0.00 | 0.00 | 0.00 | 661,970.00 | |
| 35525 DPW EQUIP INTERNAL SERV | 97077 DPW ISF-EQUIPMENT OPERTNS | 16,325.59 | 1,003,523.34 | 1,019,848.93 | 10,523,935.62 | (327,738.58) |
| 35550 DPW ISF EQUIP ACQ ROAD F | 97079 DPW ISF-EQUIP ACQ-ROAD FD | 274,281.05 | 11,925,407.96 | 12,199,689.01 | 11,201,290.12 | 277,733.03 |
| 35575 DPW ISF EQUIP ACQ INACTI | 97081 DPW-ISF-INACTIVE WST(G/F) | 3,334.15 | 808.12 | 4,142.27 | 509,665.85 | 3,334.15 |
| 35625 DPW ISF EQUIP ACQ AIRPOR | 97085 DPW ISF-EQUIP ACQ-AIRPORT | 5,833.20 | 0.00 | 5,833.20 | 1,052,166.80 | 5,833.20 |
| 35650 DPW ISF EQUIP ACQ GEN FN | 97087 DPW ISF-EQUIP ACQ-GEN FND | 1,708.65 | 0.00 | 1,708.65 | 250,791.35 | 8,947.73 |
| 35675 DPW ISF EQUIP ACQ LIQ WS | 97089 DPW ISF-EQUIP ACQ-LIQ WST | 42,581.53 | 698,266.00 | 740,847.53 | 4,689,418.47 | 42,581.53 |
| 35800 PURCHASING ISF | 81640 DEPARTMENT ADMINISTRATION - D | 45,325.22 | 0.00 | 45,325.22 | 1,701,047.78 | |
| 35800 PURCHASING ISF | 81645 PURCHASING | 427,408.70 | 1,283,280.03 | 1,710,688.73 | 16,950,749.12 | 137,585.62 |
| 35800 PURCHASING ISF | 81670 RECORDS MGT | 7,649.57 | 0.00 | 7,649.57 | 2,524,933.43 | |
| 36000 EMPLOYEE BENEFITS | 82400 WORKERS COMPENSATION | 2,387,272.88 | 639,880.00 | 3,027,152.88 | 60,373,531.12 | 1,626,404.91 |
| 36000 EMPLOYEE BENEFITS | 82405 UNEMPLOYMENT INSURANCE | (592,216.30) | 0.00 | (592,216.30) | 3,542,276.30 | 89,460.50 |
| 36025 INSURANCE ISF | 82500 INSURANCE ISF | 850,340.00 | 363,760.00 | 1,214,100.00 | 13,744,634.00 | |
| 36050 PUBLIC LIABILTY INSURANC | 82950 PUBLIC LIABILITY ISF | 14,431,685.49 | 1,000.00 | 14,432,685.49 | 72,566,394.51 | 1,000.00 |
| 37000 FLEET SERVICES ISF OPER | 83500 ADMINISTRATION | 37,520.23 | 28,873.00 | 66,393.23 | 1,837,653.77 | |
| 37000 FLEET SERVICES ISF OPER | 83505 MAINTENANCE | 190,938.24 | 84,189.04 | 275,127.28 | 10,025,314.21 | |
| 37000 FLEET SERVICES ISF OPER | 83510 FLEET ISF-POOLED VEHICLES | 0.00 | 0.00 | 0.00 | 91,690.00 | |
| 37000 FLEET SERVICES ISF OPER | 83520 FLEET MOBILE MAINTENANCE | 16,179.77 | 0.00 | 16,179.77 | 1,510,608.23 | |
| 37025 FLEET ISF EQUIP ACQ GENL | 84100 FLEET ISF - ASSET MANAGE | 46,332.49 | 0.00 | 46,332.49 | 2,558,931.51 | |
| 37025 FLEET ISF EQUIP ACQ GENL | 84105 FLEET ISF-VEHICLE ACQ | 1,406,408.63 | 22,267,743.88 | 23,674,152.51 | 42,431,309.31 | 45,286.53 |
| 37050 FLEET ISF MAT SUPP INV | 84650 FLEET ISF - FUEL ADMIN | 48,317.57 | 45,995.15 | 94,312.72 | 18,069,340.28 | 111,896.51 |
| 37050 FLEET ISF MAT SUPP INV | 84655 FLEET ISF-PARTS | (144,949.88) | 740,109.42 | 595,159.54 | 13,975,683.65 | |
| 37075 FLEET ISF ACCIDENT REPAI | 85200 FLEET ISF-ACCIDNT RPR ICP | 0.00 | 0.00 | 0.00 | 2,235,802.00 | 28,650.79 |
| 37600 FACILITIES MGMT INT SVC | 87450 DGS ADMINISTRATION | 193,177.88 | 314,969.95 | 508,147.83 | 9,264,221.12 | |
| 37600 FACILITIES MGMT INT SVC | 87485 ENGINEERING-CSG | 352,682.60 | 1,590,085.40 | 1,942,768.00 | 11,622,421.20 | 139,306.87 |
| 37600 FACILITIES MGMT INT SVC | 87490 ENGINEERING-ICP | 237,240.26 | 0.00 | 237,240.26 | 9,283,787.74 | 232,395.41 |
| 37600 FACILITIES MGMT INT SVC | 87520 HEAT VENT AIR COND-CSG | 25,359.83 | 0.00 | 25,359.83 | 1,448,293.17 | 1,004.70 |
| 37600 FACILITIES MGMT INT SVC | 87525 HEAT VENT AIR COND-ICP | 14,249.01 | 0.00 | 14,249.01 | 474,486.99 | 17,743.97 |
| 37600 FACILITIES MGMT INT SVC | 87560 CARPENTRY-ICP | 8,320.21 | 0.00 | 8,320.21 | 320,679.79 | 6,249.32 |
| 37600 FACILITIES MGMT INT SVC | 87590 ELECTCN/ELECTNC SEC-CSG | 145,032.63 | 431,322.40 | 576,355.03 | 6,184,776.81 | 55,742.08 |
| 37600 FACILITIES MGMT INT SVC | 87595 ELECTRICIANS-ICP | 13,391.94 | 0.00 | 13,391.94 | 743,496.06 | 14,971.50 |
| 37600 FACILITIES MGMT INT SVC | 87635 MASONRY - ICP | 8,665.13 | 0.00 | 8,665.13 | 295,326.87 | 8,366.49 |
| 37600 FACILITIES MGMT INT SVC | 87685 PAINTING - CSG | 3,717.90 | 62,813.97 | 66,531.87 | 459,873.10 | 7,721.63 |
| 37600 FACILITIES MGMT INT SVC | 87670 PAINTING - ICP | 37,474.82 | 0.00 | 37,474.82 | 1,236,506.18 | 33,076.22 |
| 37600 FACILITIES MGMT INT SVC | 87700 PLUMBING/WELD - CSG | 24,721.42 | 14,768.71 | 39,490.13 | 1,482,510.58 | 6,347.20 |
| 37600 FACILITIES MGMT INT SVC | 87705 PLUMBING/WELD - ICP | 28,242.38 | 0.00 | 28,242.38 | 921,022.62 | 34,819.40 |
| 37600 FACILITIES MGMT INT SVC | 87780 MAINTENANCE | 0.00 | 0.00 | 0.00 | 0.00 | 238.36 |
| 37600 FACILITIES MGMT INT SVC | 87790 ADMINISTRATION | 174,235.84 | 1,869,663.97 | 2,043,899.81 | 13,713,481.56 | |
| 37600 FACILITIES MGMT INT SVC | 87810 COC PROPERTY | 20,217.61 | 193,819.26 | 214,036.87 | 1,076,281.74 | |

# PERIODIC FINANCIAL STATEMENT - SCHEDULE OF REVENUES AND EXPENDITURES BY FUND AND ORGANIZATIONAL UNIT - GL041

Date:14-AUG-2025 13:12:48

COSD
Current Period: JUL-25

Currency: USD
No specific FUND requested

| FUND | ORG | EXPENDITURES | ENCUMBRANCES | EXPENDITURES & ENCUMBRANCES | REMAINING BUDGET | REVENUE |
|---|---|---|---|---|---|---|
| 37600 FACILITIES MGMT INT SVC | 87815 CAC PROPERTY | 5,585.18 | 3,000.00 | 8,585.18 | 278,004.82 | |
| 37600 FACILITIES MGMT INT SVC | 87875 UTILITIES ICP | 31,822.75 | 5,919,895.82 | 5,951,718.57 | 48,907,917.98 | |
| 37600 FACILITIES MGMT INT SVC | 87880 GAS AND ELECTRICITY | 2,347,860.59 | 0.00 | 2,347,860.59 | (2,347,860.59) | |
| 37600 FACILITIES MGMT INT SVC | 87885 SEWER AND WATER | 536,003.37 | 0.00 | 536,003.37 | (536,003.37) | |
| 37600 FACILITIES MGMT INT SVC | 87900 ADMINISTRATION | 37,073.71 | 0.00 | 37,073.71 | 1,693,484.29 | |
| 37600 FACILITIES MGMT INT SVC | 87905 PROPERTY MANAGEMENT | 126,508.68 | 862,569.82 | 989,078.50 | 7,776,318.42 | 191,305.05 |
| 37600 FACILITIES MGMT INT SVC | 87910 ENGINEERING | 0.00 | 16,206.08 | 16,206.08 | (16,206.08) | |
| 37600 FACILITIES MGMT INT SVC | 87940 PROJECT MGMT DIV ADMIN | 37,270.39 | 92,457.63 | 129,728.02 | 2,892,216.01 | |
| 37600 FACILITIES MGMT INT SVC | 87945 GENERAL PROJECTS | 166,324.82 | 16,692.82 | 183,017.64 | 5,840,629.86 | 190,940.57 |
| 37600 FACILITIES MGMT INT SVC | 87989 FAC MGT MAIL OPERATIONS | 54,501.78 | 168,946.94 | 223,448.72 | 9,702,290.70 | 211,662.50 |
| 37600 FACILITIES MGMT INT SVC | 88018 CONTRACTS ADMINISTRATION | 40,944.73 | 23,182.20 | 64,126.93 | 2,716,838.07 | |
| 37600 FACILITIES MGMT INT SVC | 88019 SERVICE CONTRACTS | (10,599.35) | 36,899,664.94 | 36,889,065.59 | (5,753,992.27) | 1,015,359.89 |
| 37600 FACILITIES MGMT INT SVC | 88020 MAINTENANCE CONTRACTS | 0.00 | 8,218,553.60 | 8,218,553.60 | 409,385.96 | |
| 37600 FACILITIES MGMT INT SVC | 88022 PREVENTIVE MAINTENANCE CONTRA | 0.00 | 38,828,637.63 | 38,828,637.63 | 5,873,514.04 | |
| 37600 FACILITIES MGMT INT SVC | 88023 HVAC CONTROLS CONTRACTS | 0.00 | 4,663,601.35 | 4,663,601.35 | 1,598,999.54 | |
| 37600 FACILITIES MGMT INT SVC | 88050 FACILITIES PLANNING | 68,918.13 | 484,230.59 | 553,148.72 | 4,576,662.12 | 169,825.57 |
| 37650 MAJOR MAINTENANCE INT SV | 89960 MM EXPANSION PROGRAM | 23,691.78 | 7,983,634.41 | 8,007,326.17 | 16,456,061.18 | 19,639.76 |
| 37650 MAJOR MAINTENANCE INT SV | 89965 MAJOR MAINTENANCE PROJECTS | 53,626.93 | 5,935,410.50 | 5,989,037.43 | 41,109,778.04 | 48,772.97 |
| 41600 RET SAL BENEFITS AP CNTY | 90505 RETIREMENT ADMINISTRATION | 172,808.29 | 0.00 | 172,808.29 | (172,808.29) | |
| 41600 RET SAL BENEFITS AP CNTY | 90506 RETIREMENT INTERNAL AUDIT | 21,770.64 | 0.00 | 21,770.64 | (21,770.64) | |
| 41600 RET SAL BENEFITS AP CNTY | 90510 RETIREMENT INVESTMENTS | 95,135.46 | 0.00 | 95,135.46 | (95,135.46) | |
| 41600 RET SAL BENEFITS AP CNTY | 90517 RETIREMENT LEGAL | 117,803.39 | 0.00 | 117,803.39 | (117,803.39) | |
| 41600 RET SAL BENEFITS AP CNTY | 90520 RETIREMENT MEMBER SERVICES CO | 60,765.33 | 0.00 | 60,765.33 | (60,765.33) | |
| 41600 RET SAL BENEFITS AP CNTY | 90525 RETIREMENT DISABILITY | 26,702.96 | 0.00 | 26,702.96 | (26,702.96) | |
| 41600 RET SAL BENEFITS AP CNTY | 90530 RETIREMENT MEMBER BENEFITS | 421,645.30 | 0.00 | 421,645.30 | (421,645.30) | |
| 41600 RET SAL BENEFITS AP CNTY | 90535 RETIREMENT FINANCE AND ACCOUN | 79,254.44 | 0.00 | 79,254.44 | (79,254.44) | 1,044,665.83 |
| 41600 RET SAL BENEFITS AP CNTY | 90540 RETIREMENT INFORMATION TECHNO | 45,425.43 | 0.00 | 45,425.43 | (45,425.43) | |
| 44595 LOCAL AGENCY FORMATION A | 91050 LOCAL AGENCY FORMATION AG | 120,086.68 | 40,154.96 | 160,241.64 | 3,004,498.32 | 1,391,623.84 |
| 44605 LAW LIBRARY | 91110 LAW LIBRARY-MAIN BRANCH | 436,171.00 | 0.00 | 436,171.00 | (436,171.00) | 317,181.54 |
| 44625 SAN DIEGUITO RIVER VALLE | 91160 SDRVJPA-OPERATING | 258,998.78 | 0.00 | 258,998.78 | 1,649,724.22 | 376,801.90 |
| 44634 SDRVJPA COAST FUND | 91165 SDRVJPA COAST | 6,093.87 | 0.00 | 6,093.87 | 356,465.13 | 90,639.75 |
| 44655 SAN DIEGUITO CAP PROJ | 96609 SDRVJPA-CAPITAL PROJECT | 62,034.20 | 0.00 | 62,034.20 | (62,034.20) | 176,092.68 |
| 44656 SAN DIEGUITO RESERVE FUN | 96610 SAN DIEGUITO RESERVE | 0.00 | 0.00 | 0.00 | 6,500.00 | |
| 44660 SO CA INTRGOV TRN AND DE | 96611 SO CAL INTER GOV TRAIN CT | 393,248.89 | 0.00 | 393,248.89 | 6,237,751.11 | (474,957.00) |
| 44670 SD GEOGRAPHIC INFO SANGI | 91170 SD GEOGRAPHIC INFORMATION SOU | 144,737.03 | 0.00 | 144,737.03 | (144,737.03) | 29,896.68 |
| 47280 PENALTY ASSESSMENT | 63405 PENALTY ASSESSMENT | 0.00 | 0.00 | 0.00 | 3,128,950.00 | |
| 47285 CRIMINAL JUSTICE FAC CON | 63410 CRIMINAL JUSTICE FAC CONSTRUC | 0.00 | 1,533,143.74 | 1,533,143.74 | 4,055,734.30 | 715.30 |
| 47290 COURTHOUSE CONSTRUCTION | 63415 COURTHOUSE CONSTRUCTION | 0.00 | 0.00 | 0.00 | 562,975.00 | 715.30 |
| 47350 TRIAL COURT OPERATIONS F | 91618 COURT POB PAYMENTS | 105,438.98 | 0.00 | 105,438.98 | (105,438.98) | 105,438.98 |
| 49000 PCD AQIP TRUST AB423 | 95035 APC AIR QUAL IMPROV TRUST AB4 | 0.00 | 475,384.64 | 475,384.64 | 11,700,000.00 | (950,000.00) |
| 49010 AIR QUALITY MOYER FUND A | 95036 AIR QUALITY MOYER PROGRAM AB4 | 0.00 | 11,710,929.75 | 11,710,929.75 | 20,800,000.00 | |
| 49015 AIR QL CLEAN CAR 4 ALL A | 95042 AIR QUALITY CLEAN CARS 4 ALL | 0.00 | 8,435,080.24 | 8,435,080.24 | 12,465,000.00 | |
| 49020 VESSELS AT BERTH REMEDIA | 95044 VESSELS AT BERTH REMEDIATION | 0.00 | 0.00 | 0.00 | 100,000.00 | 293,328.00 |
| 49025 SEP OVERSIGHT AB423 | 95045 SEP OVERSIGHT AB423 | 0.00 | 0.00 | 0.00 | 135,000.00 | |
| 49030 AIR QUALITY AB 617 AB423 | 95041 AIR QL COMMUNITY AB 617 AB423 | 0.00 | 10,417,677.36 | 10,417,677.36 | 43,800,000.00 | |
| 49035 AB617 IMPLEMENTATION AB4 | 95043 AB617 IMPLEMENTATION AB423 | 0.00 | 356,725.49 | 356,725.49 | 4,715,900.00 | |
| 49040 AIR QUALITY GMERP FUND A | 95039 AIR QL PROPOSITION 1B GMERP A | 0.00 | 2,228,300.00 | 2,228,300.00 | 3,400,000.00 | |
| 49050 PCD OPERATION FUND AB423 | 92400 APC SUPPORT SERVICES AB423 | 693,626.40 | 50,090.76 | 743,917.16 | 2,111,100.60 | 234,782.59 |
| 49050 PCD OPERATION FUND AB423 | 92405 APC ADMINISTRATION AB423 | 121,324.80 | 272,017.89 | 393,342.69 | 3,328,675.20 | |
| 49050 PCD OPERATION FUND AB423 | 92412 MOBILE INCENTIVES AB423 | 102,121.01 | 29,254.04 | 131,375.05 | 18,472,067.89 | 6,566.50 |
| 49050 PCD OPERATION FUND AB423 | 92413 OFFICE OF ENVIRONMENTAL JUSTI | 72,639.62 | 77,086.91 | 149,726.53 | 2,273,827.38 | |

# PERIODIC FINANCIAL STATEMENT - SCHEDULE OF REVENUES AND EXPENDITURES BY FUND AND ORGANIZATIONAL UNIT - GL041

Date:14-AUG-2025 13:12:48

COSD
Current Period: JUL-25

Currency: USD
No specific FUND requested

| FUND | ORG | EXPENDITURES | ENCUMBRANCES | EXPENDITURES & ENCUMBRANCES | REMAINING BUDGET | REVENUE |
|---|---|---|---|---|---|---|
| 49050 PCD OPERATION FUND AB423 | 92425 ENGINEERING AB423 | 185,994.30 | 368.69 | 186,362.99 | 6,268,005.70 | 670,339.40 |
| 49050 PCD OPERATION FUND AB423 | 92430 MONITORING AB423 | 270,579.02 | 237,677.28 | 508,256.30 | 10,866,999.00 | 4,991.00 |
| 49050 PCD OPERATION FUND AB423 | 92431 SOURCE TESTING AB423 | 53,912.31 | 81,737.40 | 135,649.71 | 1,846,719.60 | 64,488.00 |
| 49050 PCD OPERATION FUND AB423 | 92435 COMPLIANCE AB423 | 301,394.37 | 53,090.18 | 354,484.55 | 9,998,864.63 | 636,767.11 |
| 49050 PCD OPERATION FUND AB423 | 92445 RULE DEVELOPMENT AB423 | 44,304.99 | 4,013.07 | 48,318.06 | (44,304.99) | |
| 49050 PCD OPERATION FUND AB423 | 92450 HEARING BOARD AB423 | 0.00 | 2,000.00 | 2,000.00 | 10,700.00 | |
| 49050 PCD OPERATION FUND AB423 | 92451 GOVERNING BOARD AB423 | 16,750.94 | 2,562.50 | 19,313.44 | (16,750.94) | |
| 49090 AIR QUALITY FARMER FUND | 95040 AIR QL FARMER PROGRAM AB423 | 0.00 | 295,173.23 | 295,173.23 | 132,000.00 | |
| 49193 SD REG BLDG AUTH MTS SPR | 96787 SD REG BLDG AUTH MTS SPRV | 558,350.50 | 6,141,855.50 | 6,700,206.00 | 0.00 | 384,332.83 |
| 49205 TRANSNET IMPROVEMENT FUN | 96775 TRANSNET IMPROVEMENT FUND | 0.00 | 87,843,354.05 | 87,843,354.05 | (87,843,354.05) | |
| 49211 HAZMAT RESPONSE PROGRAM | 96779 HAZMAT RESPONSE PROGRAM | 0.00 | 1,769,396.00 | 1,769,396.00 | 1,421,378.00 | |
| 49214 ESO OPERATING | 96781 EMER SVC ORG OPERATING | 0.00 | 0.00 | 0.00 | 485,571.00 | |
| 49217 FIRST 5 COMM OPERATING F | 96782 FIRST 5 COMM OF SAN DIEGO | (8,039,635.71) | 26,596,556.34 | 18,556,920.63 | 19,416,085.29 | (2,576,612.29) |
| 53301 063_DS CARLSBAD USD 2017 | 97565 CARLSBAD USD 2017 REF A | 0.00 | 0.00 | 0.00 | 0.00 | 1,726.31 |
| 53302 063_DS CARLSBAD USD 2017 | 97566 CARLSBAD USD 2017 REF B | 0.00 | 0.00 | 0.00 | 0.00 | 7,400.23 |
| 53303 063_DS CARLSBAD USD SUBS | 97538 CARLSBAD USD SUBSIDY DEP 2006 | 0.00 | 0.00 | 0.00 | 0.00 | 1,666,666.67 |
| 53304 063_DS CARLSBAD USD 2016 | 97517 CARLSBAD USD 2016 REF | 0.00 | 0.00 | 0.00 | 0.00 | 12,437.26 |
| 53308 063_DS CARLSBAD UNIF 201 | 97487 CARLSBAD UNIF 2014 REF | 0.00 | 0.00 | 0.00 | 0.00 | 4,669.41 |
| 53309 063_DS CARLSBAD UNIF2006 | 97440 CARLSBAD UNIF 2006 ELEC 2011D | 1,666,666.67 | 0.00 | 1,666,666.67 | (1,666,666.67) | 301,352.72 |
| 53313 063_DS CARLSBAD UNIF 200 | 97438 CARLSBAD UNIF 2006 ELEC 2011C | 0.00 | 0.00 | 0.00 | 0.00 | 3,431.57 |
| 53318 064_DS OCEANSIDE USD 200 | 97401 OCEANSIDE UNIFIED 2008 PROP H | 0.00 | 0.00 | 0.00 | 0.00 | 14,677.11 |
| 53329 061_DS POWAY UNIF 2007-1 | 97402 POWAY UNIF 2007-1 SERIES A | 0.00 | 0.00 | 0.00 | 0.00 | 66,245.46 |
| 53332 050_DS SAN DIEGO UNIFIED | 97430 SAN DIEGO UNIFIED PROP S 2010 | 950,219.00 | 0.00 | 950,219.00 | (950,219.00) | 929,009.97 |
| 53337 050_DS SD UNIFIED DS 200 | 97360 SD UNIFIED DS 2001C | 22,174,675.00 | 0.00 | 22,174,675.00 | (22,174,675.00) | 58,673.87 |
| 53338 050_DS SD UNIFIED DS 200 | 97358 SAN DIEGO UNIFIED DS 2002D | 24,397,987.50 | 0.00 | 24,397,987.50 | (24,397,987.50) | 82,268.74 |
| 53339 050_DS SD UNIFIED DS 200 | 97377 SD UNIFIED DS 2003E | 27,605,037.50 | 0.00 | 27,605,037.50 | (27,605,037.50) | 105,601.20 |
| 53346 050_DS SAN DIEGO UNIF 20 | 97381 SAN DIEGO UNIF 2006 F1 REF | 1,145,156.25 | 0.00 | 1,145,156.25 | (1,145,156.25) | 7,674.02 |
| 53347 050_DS SAN DIEGO UNIF 20 | 97382 SAN DIEGO UNIF 2006 G1 REF | 1,445,193.75 | 0.00 | 1,445,193.75 | (1,445,193.75) | 9,853.25 |
| 53362 065_DS SAN MARCO UNIFIED | 97439 SAN MARCO UNIFIED 2010A | 0.00 | 0.00 | 0.00 | 0.00 | 15,963.24 |
| 53363 065_DS SAN MARCOS UNIFIE | 97455 SAN MARCOS UNIFIED 2010B | 0.00 | 0.00 | 0.00 | 0.00 | 4,113.79 |
| 53367 050_DS SAN DIEGO UNIF PR | 97466 SAN DIEGO UNIFIED PROP S RESE | 0.00 | 0.00 | 0.00 | 0.00 | 4,995,550.00 |
| 53376 051_DS VISTA UNIFIED 201 | 97509 VISTA UNIFIED 2015 REF | 0.00 | 0.00 | 0.00 | 0.00 | 9,156.37 |
| 53379 064_DS OCEANSIDE USD 200 | 97522 OCEANSIDE USD 2008D | 172,375.00 | 0.00 | 172,375.00 | (172,375.00) | 8,625.40 |
| 53382 064_DS OCEANSIDE UNIF 20 | 97488 OCEANSIDE UNIF 2014 REF BONDS | 0.00 | 0.00 | 0.00 | 0.00 | 2,128.25 |
| 53383 064_DS OCEANSIDE UNIF 20 | 97510 OCEANSIDE UNIF 2015 REF | 673,125.00 | 0.00 | 673,125.00 | (673,125.00) | 6,838.86 |
| 53384 065_DS SAN MARCOS USD PR | 97526 SAN MARCOS USD PROP K RESERVE | 2,210,000.00 | 0.00 | 2,210,000.00 | (2,210,000.00) | |
| 53386 189_DS BONSALL UNIFIED 2 | 97336 BONSALL UNIFIED 2007B | 0.00 | 0.00 | 0.00 | 0.00 | 2,120.59 |
| 53388 189_DS BONSALL UNIFIED 2 | 97338 BONSALL UNIFIED 2015 REF | 0.00 | 0.00 | 0.00 | 0.00 | 4,938.61 |
| 53389 065_DS SAN MARCOS USD 20 | 97563 SAN MARCOS USD 2017 REF | 0.00 | 0.00 | 0.00 | 0.00 | 17,218.80 |
| 53391 050_DS SAN DIEGO UNIFIED | 97460 SAN DIEGO UNIFIED 2008E | 4,995,550.00 | 0.00 | 4,995,550.00 | (4,995,550.00) | 18,905.96 |
| 53397 050_DS SAN DIEGO UNIF 20 | 97484 SAN DIEGO UNIF 2014 R-3 | 0.00 | 0.00 | 0.00 | 0.00 | 6,851.40 |
| 53398 050_DS SAN DIEGO UNIF 20 | 97497 SAN DIEGO UNIF 2015 R-4 | 21,205,250.00 | 0.00 | 21,205,250.00 | (21,205,250.00) | 90,598.20 |
| 53402 050_DS SAN DIEGO UNIF 20 | 97512 SAN DIEGO UNIF 2012 ELEC 2016 | 2,003,500.00 | 0.00 | 2,003,500.00 | (2,003,500.00) | 37,418.63 |
| 53403 050_DS SAN DIEGO UNIF 20 | 97513 SAN DIEGO UNIF 2012 ELEC 2016 | 868,868.75 | 0.00 | 868,868.75 | (868,868.75) | 12,485.72 |
| 53405 050_DS SAN DIEGO USD 201 | 97528 SAN DIEGO USD 2016 REF SR-1 | 1,811,000.00 | 0.00 | 1,811,000.00 | (1,811,000.00) | 20,188.07 |
| 53406 050_DS SAN DIEGO USD 201 | 97529 SAN DIEGO USD 2016 REF R-5 | 3,800,750.00 | 0.00 | 3,800,750.00 | (3,800,750.00) | 25,332.67 |
| 53408 050_DS SAN DIEGO USD 200 | 97531 SAN DIEGO USD 2008 ELEC 2016 | 10,967,575.00 | 0.00 | 10,967,575.00 | (10,967,575.00) | 43,642.76 |
| 53410 050_DS SDUSD 2012 2017I | 97561 SDUSD 2012 2017I PROP Z | 6,856,325.00 | 0.00 | 6,856,325.00 | (6,856,325.00) | 52,308.96 |
| 53411 050_DS SDUSD 2012 2017J | 97562 SDUSD 2012 2017J PROP Z | 4,092,100.00 | 0.00 | 4,092,100.00 | (4,092,100.00) | 19,622.67 |
| 53417 050_DS SDUSD 2019 2018B | 97576 SDUSD 2019 2018B MEASYY | 792,025.00 | 0.00 | 792,025.00 | (792,025.00) | 6,918.95 |
| 53419 050_DS SDUSD 2012 2019L | 97593 SDUSD 2012 2019L PROP Z | 2,568,875.00 | 0.00 | 2,568,875.00 | (2,568,875.00) | 21,739.12 |

# PERIODIC FINANCIAL STATEMENT - SCHEDULE OF REVENUES AND EXPENDITURES BY FUND AND ORGANIZATIONAL UNIT - GL041

Date:14-AUG-2025 13:12:48

COSD

Current Period: JUL-25

Currency: USD

No specific FUND requested

| FUND | ORG | EXPENDITURES | ENCUMBRANCES | EXPENDITURES & ENCUMBRANCES | REMAINING BUDGET | REVENUE |
|---|---|---|---|---|---|---|
| 53420 050_DS SDUSD 2019 2018C | 97594 SDUSD 2019 2018C MEASYY | 1,765,100.00 | 0.00 | 1,765,100.00 | (1,765,100.00) | 13,941.92 |
| 53421 065_DS SAN MARCOS USD 20 | 97599 SAN MARCOS USD 2020 REF | 0.00 | 0.00 | 0.00 | 0.00 | 14,443.22 |
| 53423 050_DS SAN DIEGO USD 202 | 97638 SAN DIEGO USD 2021N | 2,694,300.00 | 0.00 | 2,694,300.00 | (2,694,300.00) | 3,309.30 |
| 53424 050_DS SAN DIEGO USD 202 | 97639 SAN DIEGO USD 2021E | 4,984,000.00 | 0.00 | 4,984,000.00 | (4,984,000.00) | 8,765.04 |
| 53425 189_DS BONSALL UNIFIED 2 | 97339 BONSALL UNIFIED 2018 REF | 0.00 | 0.00 | 0.00 | 0.00 | 1,186.58 |
| 53426 050_DS SDUSD MEAS YY 202 | 97611 SDUSD MEAS YY 2020 D | 6,488,650.00 | 0.00 | 6,488,650.00 | (6,488,650.00) | 48,472.73 |
| 53427 050_DS SDUSD PROP S 2021 | 97612 SDUSD PROP S 2021 L | 1,773,172.50 | 0.00 | 1,773,172.50 | (1,773,172.50) | 12,314.30 |
| 53428 050_DS SDUSD PROP Z 2020 | 97613 SDUSD PROP Z 2020 M | 3,794,200.00 | 0.00 | 3,794,200.00 | (3,794,200.00) | 28,573.36 |
| 53429 050_DS SAN DIEGO USD 202 | 97640 SAN DIEGO USD 2021 ZR-1 | 4,754,082.87 | 0.00 | 4,754,082.87 | (4,754,082.87) | 35,202.96 |
| 53430 048_DS MT EMP 2018 2019 | 97579 MT EMP 2018 2019 MEASJJ | 0.00 | 0.00 | 0.00 | 0.00 | 923.40 |
| 53431 048_DS MT EMPIRE USD 202 | 97644 MT EMPIRE USD 2021B | 0.00 | 0.00 | 0.00 | 0.00 | 715.06 |
| 53432 050_DS SAN DIEGO USD 202 | 97662 SAN DIEGO USD 2022F | 5,602,431.25 | 0.00 | 5,602,431.25 | (5,602,431.25) | 120,738.35 |
| 53433 050_DS SAN DIEGO USD 202 | 97663 SAN DIEGO USD 2022M | 1,585,100.00 | 0.00 | 1,585,100.00 | (1,585,100.00) | 23,723.44 |
| 53434 050_DS SAN DIEGO USD 202 | 97664 SAN DIEGO USD 2022O | 1,951,343.75 | 0.00 | 1,951,343.75 | (1,951,343.75) | 68,834.82 |
| 53435 051_DS VISTA USD 2019A M | 97580 VISTA USD 2019A MEAS LL | 0.00 | 0.00 | 0.00 | 0.00 | 6,133.68 |
| 53436 051_DS VISTA UNIFIED 202 | 97597 VISTA UNIFIED 2021 REF | 0.00 | 0.00 | 0.00 | 0.00 | 27,791.12 |
| 53437 051_DS VISTA USD 2022B | 97654 VISTA USD 2022B | 0.00 | 0.00 | 0.00 | 0.00 | 26,298.98 |
| 53438 048_DS MT EMPIRE USD 202 | 97658 MT EMPIRE USD 2022C | 0.00 | 0.00 | 0.00 | 0.00 | 638.78 |
| 53440 063_DS CARLSBAD 2019A ME | 97581 CARLSBAD 2019A MEAS HH | 0.00 | 0.00 | 0.00 | 0.00 | 6,846.19 |
| 53441 063_DS CARLSBAD USD 2021 | 97631 CARLSBAD USD 2021B | 0.00 | 0.00 | 0.00 | 0.00 | 7,218.31 |
| 53445 064_DS OCEANSIDE 2008E P | 97582 OCEANSIDE 2008E PROP H | 0.00 | 0.00 | 0.00 | 0.00 | 3,516.49 |
| 53446 064_DS OCEANSIDE PROP H | 97608 OCEANSIDE PROP H 2008 F | 0.00 | 0.00 | 0.00 | 0.00 | 8,484.22 |
| 53447 064_DS OCEANSIDE 2020REF | 97617 OCEANSIDE 2020REF PROP G | 0.00 | 0.00 | 0.00 | 0.00 | 4,014.34 |
| 53449 064_DS OCEANSIDE USD 202 | 97633 OCEANSIDE USD 2020A | 0.00 | 0.00 | 0.00 | 0.00 | 5,541.35 |
| 53450 062_DS_BORREGO 2018A MEA | 97596 BORREGO SPRINGS 2018A MEAS GG | 0.00 | 0.00 | 0.00 | 0.00 | 1,448.15 |
| 53451 064_DS OCEANSIDE USD 202 | 97635 OCEANSIDE USD 2021 REFUNDING | 0.00 | 0.00 | 0.00 | 0.00 | 4,637.04 |
| 53452 064_DS OCEANSIDE USD 202 | 97668 OCEANSIDE USD 2022 REF | 0.00 | 0.00 | 0.00 | 0.00 | 1,237.08 |
| 53453 064_DS OCEANSIDE USD 200 | 97669 OCEANSIDE USD 2008G | 0.00 | 0.00 | 0.00 | 0.00 | 2,700.88 |
| 53454 064_DS OCEANSIDE USD 202 | 97675 OCEANSIDE USD 2020B | 0.00 | 0.00 | 0.00 | 0.00 | 23,054.85 |
| 53455 009_DS CHULA VISTA ESD 2 | 97643 CHULA VISTA ESD 2021 REF | 0.00 | 0.00 | 0.00 | 0.00 | 2,366.87 |
| 53456 009_DS CHULA VISTA ESD 2 | 95716 CHULA VISTA ESD 2018A | 0.00 | 0.00 | 0.00 | 0.00 | 19,219.89 |
| 53457 009_DS CHULA VISTA ESD 2 | 95717 CHULA VISTA ESD 2020B | 0.00 | 0.00 | 0.00 | 0.00 | 27,673.55 |
| 53458 047_DS CORONADO USD 2022 | 97646 CORONADO USD 2022 REF | 0.00 | 0.00 | 0.00 | 0.00 | 4,927.80 |
| 53459 009_DS CHULA VISTA ESD 2 | 95719 CHULA VISTA ESD 2023 REF | 0.00 | 0.00 | 0.00 | 0.00 | 5,662.81 |
| 53466 065_DS SAN MARCOS USD 20 | 97720 SAN MARCOS USD 2025 REF | 0.00 | 0.00 | 0.00 | 0.00 | 2,210,000.00 |
| 53500 050_DS SDUSD 2023 ZR-2 | 97670 SDUSD 2023 ZR-2 | 4,760,375.00 | 0.00 | 4,760,375.00 | (4,760,375.00) | 21,530.53 |
| 53501 050_DS SDUSD 2023 ZR-3 | 97671 SDUSD 2023 ZR-3 | 1,515,625.00 | 0.00 | 1,515,625.00 | (1,515,625.00) | 6,020.02 |
| 53502 050_DS SDUSD 2023 ZR-4A | 97673 SDUSD 2023 ZR-4A | 444,375.00 | 0.00 | 444,375.00 | (444,375.00) | 3,617.05 |
| 53503 050_DS SDUSD 2023 ZR-4B | 97674 SDUSD 2023 ZR-4B | 2,547,500.00 | 0.00 | 2,547,500.00 | (2,547,500.00) | 20,843.03 |
| 53504 050_DS SDUSD MEAS U 2023 | 97676 SDUSD MEAS U 2023A | 13,326,197.00 | 0.00 | 13,326,197.00 | (13,326,197.00) | 82,714.12 |
| 53505 050_DS SDUSD MEAS YY 202 | 97677 SDUSD MEAS YY 2023G | 59,276,825.00 | 0.00 | 59,276,825.00 | (59,276,825.00) | 245,799.11 |
| 53506 050_DS SDUSD PROP S 2023 | 97679 SDUSD PROP S 2023N | 1,997,875.00 | 0.00 | 1,997,875.00 | (1,997,875.00) | 25,775.05 |
| 53507 050_DS SDUSD 2023 SR-3A | 97681 SDUSD 2023 SR-3A | 860,875.00 | 0.00 | 860,875.00 | (860,875.00) | 9,753.10 |
| 53508 050_DS SDUSD 2023 R-6 | 97682 SDUSD 2023 R-6 | 810,750.00 | 0.00 | 810,750.00 | (810,750.00) | 2,951.56 |
| 53509 050_DS SDUSD 2024 REF SR | 97685 SDUSD 2024 REF SR-4A | 1,257,875.00 | 0.00 | 1,257,875.00 | (1,257,875.00) | 10,021.44 |
| 53510 050_DS SDUSD 2024 REF ZR | 97686 SDUSD 2024 REF ZR-5A | 3,377,625.00 | 0.00 | 3,377,625.00 | (3,377,625.00) | 26,833.95 |
| 53511 050_DS SDUSD 2024 REF R- | 97687 SDUSD 2024 REF R-7A | 383,000.00 | 0.00 | 383,000.00 | (383,000.00) | 3,092.82 |
| 53512 050_DS SDUSD 2025 REF SR | 97688 SDUSD 2025 REF SR-4C | 128,679.17 | 0.00 | 128,679.17 | (128,679.17) | 536.75 |
| 53513 050_DS SDUSD 2025 REF ZR | 97689 SDUSD 2025 REF ZR-5C | 492,404.87 | 0.00 | 492,404.87 | (492,404.87) | 1,796.80 |
| 53514 050_DS SDUSD MEAS U TAX | 97690 SDUSD MEAS U TAX RATE RES | 0.00 | 0.00 | 0.00 | 0.00 | 10,307,508.36 |
| 53515 050_DS SDUSD PROP S 2024 | 97692 SDUSD PROP S 2024O | 47,615,500.00 | 0.00 | 47,615,500.00 | (47,615,500.00) | 159,490.16 |

# PERIODIC FINANCIAL STATEMENT - SCHEDULE OF REVENUES AND EXPENDITURES BY FUND AND ORGANIZATIONAL UNIT - GL041

Date 14-AUG-2025 13:12:48

COSD
Current Period: JUL-25

Currency: USD
No specific FUND requested

| FUND | ORG | EXPENDITURES | ENCUMBRANCES | EXPENDITURES & ENCUMBRANCES | REMAINING BUDGET | REVENUE |
|---|---|---|---|---|---|---|
| 53516 050_DS SDUSD MEAS YY 202 | 97693 SDUSD MEAS YY 2024H | 64,015,700.00 | 0.00 | 64,015,700.00 | (64,015,700.00) | 227,605.83 |
| 53517 050_DS SDUSD MEAS U 2024 | 97694 SDUSD MEAS U 2024B | 61,049,511.39 | 0.00 | 61,049,511.39 | (61,049,511.39) | 240,508.26 |
| 53518 050_DS SDUSD 2025 REF R- | 97710 SDUSD 2025 REF R-8A | 2,278,522.91 | 0.00 | 2,278,522.91 | (2,278,522.91) | |
| 53519 050_DS SDUSD 2025 REF R- | 97711 SDUSD 2025 REF R-8B | 317,989.58 | 0.00 | 317,989.58 | (317,989.58) | |
| 53520 050_DS SDUSD 2025 REF SR | 97712 SDUSD 2025 REF SR-5A | 381,711.11 | 0.00 | 381,711.11 | (381,711.11) | |
| 53521 050_DS SDUSD 2025 REF SR | 97713 SDUSD 2025 REF SR-5B | 715,584.72 | 0.00 | 715,584.72 | (715,584.72) | |
| 53522 050_DS SDUSD 2025 REF ZR | 97714 SDUSD 2025 REF ZR-6A | 1,316,149.30 | 0.00 | 1,316,149.30 | (1,316,149.30) | |
| 53523 050_DS SDUSD 2025 REF ZR | 97715 SDUSD 2025 REF ZR-6B | 121,447.93 | 0.00 | 121,447.93 | (121,447.93) | |
| 53600 064_DS OCEANSIDE USD 202 | 97680 OCEANSIDE USD 2023 REF | 0.00 | 0.00 | 0.00 | 0.00 | 2,160.67 |
| 53601 064_DS OCEANSIDE USD 202 | 97683 OCEANSIDE USD 2024A REF | 0.00 | 0.00 | 0.00 | 0.00 | 15,206.27 |
| 53602 064_DS OCEANSIDE USD 202 | 97684 OCEANSIDE USD 2024B REF | 0.00 | 0.00 | 0.00 | 0.00 | 5,140.77 |
| 53603 064_DS OCEANSIDE USD 202 | 97730 OCEANSIDE USD 2025A REF | 0.00 | 0.00 | 0.00 | 0.00 | 673,125.00 |
| 53604 064_DS OCEANSIDE USD 202 | 97731 OCEANSIDE USD 2025B REF | 0.00 | 0.00 | 0.00 | 0.00 | 172,375.00 |
| 53605 064_DS OCEANSIDE USD 202 | 97732 OCEANSIDE USD 2020C | 0.00 | 0.00 | 0.00 | 0.00 | 4,218,714.85 |
| 56703 001_DS ALPINE ELEM 1999B | 95651 ALPINE ELEM 1999B | 0.00 | 0.00 | 0.00 | 0.00 | 963.07 |
| 56706 007_DS CARDIFF SCH DIST | 95649 CARDIFF SCH DIST 2000A | 0.00 | 0.00 | 0.00 | 0.00 | 8,696.99 |
| 56731 014_DS ENCINITAS USD 201 | 97435 ENCINITAS USD 2010 ELEC 2011A | 0.00 | 0.00 | 0.00 | 0.00 | 14,714.73 |
| 56732 006_DS CAJON VALLEY USD | 97437 CAJON VALLEY USD 2011 QSCB 20 | 0.00 | 0.00 | 0.00 | 0.00 | 7,435.53 |
| 56734 006_DS CAJON VALLEY USD | 97458 CAJON VALLEY USD 2012 REF | 0.00 | 0.00 | 0.00 | 0.00 | 3,337.62 |
| 56735 009_DS CHULA VISTA ELEM | 97461 CHULA VISTA ELEM 2012 REF BON | 0.00 | 0.00 | 0.00 | 0.00 | 4,930.36 |
| 56738 014_DS ENCINITAS USD 201 | 97467 ENCINITAS USD 2010 ELEC 2013 | 0.00 | 0.00 | 0.00 | 0.00 | 2,776.72 |
| 56747 016_DS FALLBROOK ELEM 20 | 95701 FALLBROOK ELEM 2003B | 0.00 | 0.00 | 0.00 | 0.00 | 2,773.55 |
| 56749 016_DS FALLBROOK UN ELEM | 95639 FALLBROOK UN ELEM ELEC 2002 S | 0.00 | 0.00 | 0.00 | 0.00 | 493.86 |
| 56752 016_DS FALLBROOK UN ELEM | 97454 FALLBROOK UNION ELEM 2012 REF | 0.00 | 0.00 | 0.00 | 0.00 | 11,659.78 |
| 56753 009_DS CHULA VISTA ELEM | 97475 CHULA VISTA ELEM 2013 REF | 0.00 | 0.00 | 0.00 | 0.00 | 2,107.38 |
| 56755 006_DS CAJON VALLEY USD | 97485 CAJON VALLEY USD 2014 REF BON | 0.00 | 0.00 | 0.00 | 0.00 | 1,729.24 |
| 56758 017_DS JAMUL ELEM 2004A | 95710 JAMUL ELEM 2004A | 0.00 | 0.00 | 0.00 | 0.00 | 2,221.66 |
| 56762 020_DS LA MESA SPRING VA | 95696 LA MESA SPRING VALLEY 2002B | 0.00 | 0.00 | 0.00 | 0.00 | 18,742.49 |
| 56763 021_DS LEMON GROVE DS 19 | 95670 LEMON GROVE ELEM DS 1999A | 0.00 | 0.00 | 0.00 | 0.00 | 321.78 |
| 56764 021_DS LEMON GROVE DS 19 | 95682 LEMON GRVE DS 1998 B ELEM | 0.00 | 0.00 | 0.00 | 0.00 | 5,856.11 |
| 56765 021_DS LEMON GROVE DS 19 | 95685 LEMON GROVE DS 1998C ELEM | 0.00 | 0.00 | 0.00 | 0.00 | 1,518.69 |
| 56770 028_DS RANCHO SANTA FE 2 | 95688 RANCHO SANTA FE 2004A | 0.00 | 0.00 | 0.00 | 0.00 | 26.78 |
| 56771 020_DS RANCHO SANTA FE 2 | 97341 RANCHO SANTA FE 2008A | 0.00 | 0.00 | 0.00 | 0.00 | 2,442.83 |
| 56774 009_DS CHULA VISTA ELEM | 97492 CHULA VISTA ELEM SFID 2012B | 0.00 | 0.00 | 0.00 | 0.00 | 3,026.08 |
| 56783 032_DS SANTEE SCHOOL DIS | 97398 SANTEE SCHOOL DIST DS 2006C | 0.00 | 0.00 | 0.00 | 0.00 | 1,993.76 |
| 56786 033_DS SAN YSIDRO 1997D | 95694 SAN YSIDRO 1997D | 0.00 | 0.00 | 0.00 | 0.00 | 21,488.69 |
| 56797 019_DS LAKESIDE USD 2008 | 97407 LAKESIDE USD 2008A | 0.00 | 0.00 | 0.00 | 0.00 | 7,961.97 |
| 56799 010_DS DEHESA SCH DIST 2 | 97444 DEHESA SCH DIST 2010A | 0.00 | 0.00 | 0.00 | 0.00 | 187.70 |
| 56801 010_DS DEHESA SCH DIST 2 | 97480 DEHESA SCH DIST 2012A | 0.00 | 0.00 | 0.00 | 0.00 | 193.91 |
| 56805 033_DS SAN YSIDRO 2012 R | 97464 SAN YSIDRO 2012 REF | 0.00 | 0.00 | 0.00 | 0.00 | 10,627.99 |
| 56806 006_DS CAJON VALLEY USD | 97494 CAJON VALLEY USD 2012C | 0.00 | 0.00 | 0.00 | 0.00 | 5,381.64 |
| 56807 023_DS NATIONAL SCH DIST | 97495 NATIONAL SCH DIST 2014A | 0.00 | 0.00 | 0.00 | 0.00 | 2,417.15 |
| 56808 033_DS SAN YSIDRO 2015 R | 97498 SAN YSIDRO 2015 REF | 0.00 | 0.00 | 0.00 | 0.00 | 14,655.84 |
| 56809 021_DS LEMON GROVE SD 20 | 97500 LEMON GROVE SD 2014A | 0.00 | 0.00 | 0.00 | 0.00 | 1,488.86 |
| 56811 015_DS ESCONDIDO USD 201 | 95642 ESCONDIDO USD 2014A | 0.00 | 0.00 | 0.00 | 0.00 | 902.72 |
| 56812 019_DS LAKESIDE USD 2015 | 97503 LAKESIDE USD 2015A REF | 0.00 | 0.00 | 0.00 | 0.00 | 1,136.15 |
| 56813 006_DS CAJON VALLEY USD | 97505 CAJON VALLEY USD 2012D | 0.00 | 0.00 | 0.00 | 0.00 | 4,982.75 |
| 56814 028_DS RANCHO SANTA FE S | 97343 RANCHO SANTA FE SD 2015 REFUN | 0.00 | 0.00 | 0.00 | 0.00 | 15,779.95 |
| 56815 014_DS ENCINITAS USD 201 | 97506 ENCINITAS USD 2010 ELEC 2015 | 0.00 | 0.00 | 0.00 | 0.00 | 3,849.83 |
| 56816 017_DS JAMUL DULZURA USD | 95711 JAMUL DULZURA USD 1995 ELEC 2 | 0.00 | 0.00 | 0.00 | 0.00 | 388.54 |
| 56817 032_DS SANTEE SCHOOL DIS | 97514 SANTEE SCHOOL DIST 2015 REF | 179,300.00 | 0.00 | 179,300.00 | (179,300.00) | 13,608.64 |

# PERIODIC FINANCIAL STATEMENT - SCHEDULE OF REVENUES AND EXPENDITURES BY FUND AND ORGANIZATIONAL UNIT - GL041

Date:14-AUG-2025 13:12:48

COSD

Current Period JUL-25

Currency: USD

No specific FUND requested

| FUND | ORG | EXPENDITURES | ENCUMBRANCES | EXPENDITURES & ENCUMBRANCES | REMAINING BUDGET | REVENUE |
|---|---|---|---|---|---|---|
| 56818 032_DS SANTEE SCHOOL DIS | 97516 SANTEE SCHOOL DIST 2016A REF | 0.00 | 0.00 | 0.00 | 0.00 | 2,163.79 |
| 56819 006_DS CAJON VALLEY USD | 97523 CAJON VALLEY USD 2016 REF | 0.00 | 0.00 | 0.00 | 0.00 | 11,606.24 |
| 56820 035_DS SOUTH BAY USD 201 | 97532 SOUTH BAY USD 2016 REF | 0.00 | 0.00 | 0.00 | 0.00 | 4,857.40 |
| 56821 035_DS SOUTH BAY USD 200 | 97533 SOUTH BAY USD 2008B | 0.00 | 0.00 | 0.00 | 0.00 | 605.24 |
| 56822 035_DS SOUTH BAY USD 201 | 97534 SOUTH BAY USD 2012B | 0.00 | 0.00 | 0.00 | 0.00 | 549.60 |
| 56823 023_DS NATIONAL SCH DIST | 97535 NATIONAL SCH DIST 2014B | 0.00 | 0.00 | 0.00 | 0.00 | 951.98 |
| 56824 019_DS LAKESIDE USD 2016 | 97542 LAKESIDE USD 2016 REF | 0.00 | 0.00 | 0.00 | 0.00 | 2,649.88 |
| 56825 009_DS CHULA VISTA ELEM | 97543 CHULA VISTA ELEM SFID 1 2012C | 0.00 | 0.00 | 0.00 | 0.00 | 10,038.17 |
| 56826 034_DS SOLANA BCH SFID 2 | 95707 SOLANA BCH SFID 2016-1 | 0.00 | 0.00 | 0.00 | 0.00 | 8,828.49 |
| 56827 007_DS CARDIFF SCH DIST | 97546 CARDIFF SCH DIST 2016A | 0.00 | 0.00 | 0.00 | 0.00 | 2,866.89 |
| 56829 015_DS ESCONDIDO USD 201 | 95643 ESCONDIDO USD 2017 REF | 0.00 | 0.00 | 0.00 | 0.00 | 3,248.50 |
| 56830 014_DS ENCINITAS USD 201 | 97549 ENCINITAS USD 2010 ELEC 2017 | 0.00 | 0.00 | 0.00 | 0.00 | 6,081.60 |
| 56832 021_DS LEMON GROVE SD 20 | 97551 LEMON GROVE SD 2014C | 0.00 | 0.00 | 0.00 | 0.00 | 2,958.82 |
| 56834 032_DS SANTEE SCHOOL DIS | 97554 SANTEE SCHOOL DIST 2017 REF | 0.00 | 0.00 | 0.00 | 0.00 | 5,099.20 |
| 56835 006_DS CAJON VALLEY USD | 97560 CAJON VALLEY USD 2012E | 0.00 | 0.00 | 0.00 | 0.00 | 5,314.85 |
| 56836 015_DS ESCONDIDO USD 201 | 95644 ESCONDIDO USD 2014B | 0.00 | 0.00 | 0.00 | 0.00 | 2,000.98 |
| 56837 019_DS LAKESIDE USD 2014 | 97570 LAKESIDE USD 2014B | 0.00 | 0.00 | 0.00 | 0.00 | 3,286.30 |
| 56839 064_DS OCEANSIDE USD 201 | 97573 OCEANSIDE USD 2018REF PROP H | 0.00 | 0.00 | 0.00 | 0.00 | 567.94 |
| 56840 007_DS CARDIFF SCH DIST | 97576 CARDIFF SCH DIST 2016B | 0.00 | 0.00 | 0.00 | 0.00 | 2,117.78 |
| 56841 034_DS SOLANA BCH SFID 2 | 95708 SOLANA BCH SFID 2016B | 0.00 | 0.00 | 0.00 | 0.00 | 9,855.97 |
| 56842 021_DS LEMON GROVE SD 20 | 97583 LEMON GROVE SD 2019 REFUNDING | 0.00 | 0.00 | 0.00 | 0.00 | 1,614.13 |
| 56843 011_DS DEL MAR 2018ELEC | 95713 DEL MAR 2018ELEC 2019SER MM | 0.00 | 0.00 | 0.00 | 0.00 | 7,334.42 |
| 56846 032_DS SANTEE MEAS S SER | 97592 SANTEE MEAS S SER 2019 | 0.00 | 0.00 | 0.00 | 0.00 | 19,905.32 |
| 56848 006_DS CAJON VLY USD 202 | 97598 CAJON VALLEY USD 2020 REF | 0.00 | 0.00 | 0.00 | 0.00 | 7,134.72 |
| 56849 050_DS SAN DIEGO USD 202 | 97600 SAN DIEGO USD 2020 REF | 775,153.25 | 0.00 | 775,153.25 | (775,153.25) | 6,675.14 |
| 56850 015_DS ESCONDIDO ELEM PR | 97601 ESCONDIDO ELEM PROP E 2014C | 0.00 | 0.00 | 0.00 | 0.00 | 1,276.74 |
| 56851 009_DS CHULA VISTA MEAS | 97605 CHULA VISTA MEAS M 2020 A | 0.00 | 0.00 | 0.00 | 0.00 | 18,896.63 |
| 56852 014_DS ENCINITAS 2020 RE | 97619 ENCINITAS 2020 REF SER A | 0.00 | 0.00 | 0.00 | 0.00 | 3,107.50 |
| 56854 019_DS LAKESIDE USD 2021 | 97632 LAKESIDE USD 2021C | 0.00 | 0.00 | 0.00 | 0.00 | 2,982.08 |
| 56855 033_DS SAN YSIDRO MEAS U | 97606 SAN YSIDRO MEAS U 2020A | 0.00 | 0.00 | 0.00 | 0.00 | 4,874.14 |
| 56856 033_DS SAN YSIDRO MEAS T | 97607 SAN YSIDRO MEAS T 2020A | 0.00 | 0.00 | 0.00 | 0.00 | 3,550.70 |
| 56857 023_DS NATIONAL ELEM 201 | 97622 NATIONAL ELEM 2016A | 0.00 | 0.00 | 0.00 | 0.00 | 1,247.59 |
| 56858 015_DS ESCONDIDO ELEM 20 | 97623 ESCONDIDO ELEM 2021 REF | 0.00 | 0.00 | 0.00 | 0.00 | 1,375.54 |
| 56859 020_DS LA MESA SPRNG VLY | 97634 LA MESA SPRING VALLEY 2020A | 0.00 | 0.00 | 0.00 | 0.00 | 2,685.77 |
| 56860 015_DS ESCONDIDO UN ESD | 97647 ESCONDIDO UN ESD 2014D | 0.00 | 0.00 | 0.00 | 0.00 | 396.08 |
| 56861 010_DS DEHESA ESD 2012B | 97648 DEHESA ESD 2012B | 0.00 | 0.00 | 0.00 | 0.00 | 37.98 |
| 56862 010_DS DEHESA ESD 2022A | 97649 DEHESA ESD 2022A REF | 0.00 | 0.00 | 0.00 | 0.00 | 229.09 |
| 56863 010_DS DEHESA ESD 2022B | 97650 DEHESA ESD 2022B REF | 0.00 | 0.00 | 0.00 | 0.00 | 159.60 |
| 56864 010_DS DEHESA ESD 2022C | 97651 DEHESA ESD 2022C REF | 0.00 | 0.00 | 0.00 | 0.00 | 23.47 |
| 56865 015_DS ESCONDIDO ESD 201 | 97665 ESCONDIDO ESD 2014E | 0.00 | 0.00 | 0.00 | 0.00 | (23.67) |
| 56866 011_DS DEL MAR ESD 2022B | 95714 DEL MAR ESD 2022B | 0.00 | 0.00 | 0.00 | 0.00 | 16,315.24 |
| 56867 021_DS LEMON GROVE ESD 2 | 97657 LEMON GROVE ESD 2022 REF | 0.00 | 0.00 | 0.00 | 0.00 | 1,170.74 |
| 56868 021_DS LEMON GROVE ESD 2 | 97678 LEMON GROVE ESD 2022A | 0.00 | 0.00 | 0.00 | 0.00 | 913.22 |
| 56869 023_DS NATIONAL ESD 2016 | 97659 NATIONAL ESD 2016B | 0.00 | 0.00 | 0.00 | 0.00 | 1,213.19 |
| 56870 035_DS SOUTH BAY USD 201 | 97660 SOUTH BAY USD 2018A | 0.00 | 0.00 | 0.00 | 0.00 | 3,450.95 |
| 56871 035_DS SOUTH BAY ESD 200 | 97661 SOUTH BAY ESD 2008C | 0.00 | 0.00 | 0.00 | 0.00 | 1,546.14 |
| 56872 035_DS SOUTH BAY ESD 202 | 97672 SOUTH BAY ESD 2023 REF | 0.00 | 0.00 | 0.00 | 0.00 | 3,923.71 |
| 56873 035_DS SOUTH BAY USD 202 | 97702 SOUTH BAY USD 2024A | 0.00 | 0.00 | 0.00 | 0.00 | 564,088.25 |
| 56875 006_DS CAJON VALLEY ESD | 97655 CAJON VALLEY ESD 2022REF | 0.00 | 0.00 | 0.00 | 0.00 | 7,370.29 |
| 56876 006_DS CAJON VALLEY ESD | 97656 CAJON VALLEY ESD 2023REF | 0.00 | 0.00 | 0.00 | 0.00 | 32,728.25 |
| 56877 033_DS SAN YSIDRO MEAS U | 95647 SAN YSIDRO MEAS U 2020B | 0.00 | 0.00 | 0.00 | 0.00 | 11,518.47 |

# PERIODIC FINANCIAL STATEMENT - SCHEDULE OF REVENUES AND EXPENDITURES BY FUND AND ORGANIZATIONAL UNIT - GL041

Date:14-AUG-2025 13:12:48

COSD
Current Period. JUL-25

Currency: USD
No specific FUND requested

| FUND | ORG | EXPENDITURES | ENCUMBRANCES | EXPENDITURES & ENCUMBRANCES | REMAINING BUDGET | REVENUE |
|---|---|---|---|---|---|---|
| 56878 033_DS SAN YSIDRO MEAS T | 95848 SAN YSIDRO MEAS T 2020B | 0.00 | 0.00 | 0.00 | 0.00 | 11,805.48 |
| 56879 033_DS SAN YSIDRO ESD 20 | 95850 SAN YSIDRO ESD 2024 REF | 0.00 | 0.00 | 0.00 | 0.00 | 5,851.98 |
| 56880 020_DS LA MESA-SV ESD 20 | 95730 LA MESA-SV ESD 2020B | 0.00 | 0.00 | 0.00 | 0.00 | 13,547.89 |
| 56881 006_DS CAJON VALLEY ESD | 97691 CAJON VALLEY ESD 2024REF | 0.00 | 0.00 | 0.00 | 0.00 | 7,633.40 |
| 56882 020_DS LA MESA-SV ESD 20 | 95731 LA MESA-SV ESD 2020C | 0.00 | 0.00 | 0.00 | 0.00 | 1,993.03 |
| 56886 032_DS SANTEE ESD 2025A | 97705 SANTEE ESD 2025A REF | 0.00 | 0.00 | 0.00 | 0.00 | 179,300.00 |
| 57521 040_DS ESCONDIDO UN HI 2 | 97412 ESCONDIDO UN HI 2008 ELEC 200 | 0.00 | 0.00 | 0.00 | 0.00 | 7,210.26 |
| 57523 040_DS ESCONDIDO UHSD 20 | 97447 ESCONDIDO UHSD 2008C | 0.00 | 0.00 | 0.00 | 0.00 | 343.66 |
| 57531 042_DS GROSSMONT UNION H | 95827 GROSSMONT UNION HIGH 2004 | 0.00 | 0.00 | 0.00 | 0.00 | 26,794.17 |
| 57532 042_DS GROSSMONT UNION H | 95829 GROSSMONT UNION HIGH 2006 | 0.00 | 0.00 | 0.00 | 0.00 | 55,314.44 |
| 57533 042_DS GROSSMONT UNION H | 97395 GROSSMONT UNION HIGH 2008 | 0.00 | 0.00 | 0.00 | 0.00 | 27,071.23 |
| 57537 042_DS GROSSMONT UNION H | 97436 GROSSMONT UNION HIGH ELEC 200 | 0.00 | 0.00 | 0.00 | 0.00 | 22,004,140.87 |
| 57542 043_DS JULIAN UHSD 2010E | 95833 JULIAN UHSD 2010ELEC 2013A | 0.00 | 0.00 | 0.00 | 0.00 | 1,012.74 |
| 57544 042_DS GROSSMONT UHSD 20 | 97499 GROSSMONT UHSD 2015 2008F PRO | 612,744.44 | 0.00 | 612,744.44 | (612,744.44) | 7,841.79 |
| 57545 042_DS GROSSMONT UHSD 20 | 97511 GROSSMONT UHSD 2015 REF | 0.00 | 0.00 | 0.00 | 0.00 | 5,878.90 |
| 57546 042_DS GROSSMONT UHSD 20 | 97521 GROSSMONT UHSD 2016 REF | 1,573,375.00 | 0.00 | 1,573,375.00 | (1,573,375.00) | 22,054.95 |
| 57547 042_DS GROSSMONT UHSD SI | 97520 GROSSMONT UHSD SINKING DEP EL | 21,990,000.00 | 0.00 | 21,990,000.00 | (21,990,000.00) | |
| 57548 042_DS GROSSMONT UHSD 20 | 97539 GROSSMONT UHSD 2016B REF | 0.00 | 0.00 | 0.00 | 0.00 | 13,996.61 |
| 57549 042_DS GROSSMONT UHSD EL | 97544 GROSSMONT UHSD ELEC 2008 2017 | 0.00 | 0.00 | 0.00 | 0.00 | 7,045.85 |
| 57551 045_DS SAN DIEGUITO UHSD | 95831 SAN DIEGUITO UHSD 2012 | 0.00 | 0.00 | 0.00 | 0.00 | 1,701.93 |
| 57553 045_DS SAN DIEGUITO UHSD | 95835 SAN DIEGUITO UHSD 2012B-2 | 1,515,512.50 | 0.00 | 1,515,512.50 | (1,515,512.50) | 13,193.25 |
| 57555 045_DS SAN DIEGUITO UHSD | 95837 SAN DIEGUITO UHSD 2012C-2 | 0.00 | 0.00 | 0.00 | 0.00 | 15,679.78 |
| 57556 042_DS GROSSMONT UHSD EL | 97545 GROSSMONT UHSD ELEC 2016 2017 | 0.00 | 0.00 | 0.00 | 0.00 | 10,315.17 |
| 57558 042_DS GROSSMONT UHSD 20 | 97558 GROSSMONT UHSD 2008 2017H-2 P | 0.00 | 0.00 | 0.00 | 0.00 | 2,706.79 |
| 57559 046_DS SWEETWATER UNION | 97375 SWEETWATER UNION DS 2000A | 2,083,005.00 | 0.00 | 2,083,005.00 | (2,083,005.00) | 6,970.65 |
| 57562 046_DS SWEETWATER UN HIG | 97379 SWEETWATER UN HIGH 2000C | 0.00 | 0.00 | 0.00 | 0.00 | 31,046.43 |
| 57564 046_DS SWEETWATER UHSD 2 | 97490 SWEETWATER UHSD 2014 REF BOND | 4,695,500.00 | 0.00 | 4,695,500.00 | (4,695,500.00) | 21,232.01 |
| 57565 046_DS SWEETWATER UHSD 2 | 97518 SWEETWATER UHSD 2016 REF BOND | 0.00 | 0.00 | 0.00 | 0.00 | 26,560.00 |
| 57566 046_DS SWEETWATER UHSD 2 | 97519 SWEETWATER UHSD 2008 ELEC 201 | 0.00 | 0.00 | 0.00 | 0.00 | 27,818.69 |
| 57567 041_DS FALLBROOK UNION H | 95838 FALLBROOK UNION HIGH 2017A | 0.00 | 0.00 | 0.00 | 0.00 | 1,860.11 |
| 57568 046_DS SWEETWATER UHSD 2 | 97569 SWEETWATER UHSD 2008 2018C | 0.00 | 0.00 | 0.00 | 0.00 | 4,413.32 |
| 57569 061_DS POWAY SFID2002-1 | 97591 POWAY USD SFID 2002-1 2019 RE | 0.00 | 0.00 | 0.00 | 0.00 | 23,695.02 |
| 57572 061_DS POWAY USD SFID 20 | 97489 POWAY USD SFID 2002-1B 2014 R | 7,623,425.00 | 0.00 | 7,623,425.00 | (7,623,425.00) | 41,307.21 |
| 57574 042_DS GROSSMONT UHSD 20 | 97559 GROSSMONT UHSD 2017 REF | 0.00 | 0.00 | 0.00 | 0.00 | 3,968.66 |
| 57576 045_DS SAN DIEGUITO UHSD | 95840 SAN DIEGUITO UHSD 2012D-2 | 0.00 | 0.00 | 0.00 | 0.00 | 3,271.78 |
| 57577 042_DS GROSSMT UHSD 2016 | 97571 GROSSMT UHSD 2016 2018B | 0.00 | 0.00 | 0.00 | 0.00 | 10,085.99 |
| 57578 042_DS GROSSMT 2016 2019 | 97584 GROSSMT 2016 2019C MEAS BB | 0.00 | 0.00 | 0.00 | 0.00 | 8,339.03 |
| 57579 042_DS GROSSMT 2008 2019 | 97585 GROSSMT 2008 2019I PROP U | 0.00 | 0.00 | 0.00 | 0.00 | 2,642.90 |
| 57580 042_DS GROSSMT PROP U 20 | 97602 GROSSMT PROP U 2020 REF | 0.00 | 0.00 | 0.00 | 0.00 | 6,309.28 |
| 57581 045_DS SAN DIEGUITO UHSD | 97603 SAN DIEGUITO UHSD 2020 REF | 0.00 | 0.00 | 0.00 | 0.00 | 42,473.76 |
| 57582 041_DS FALLBROOK UHSD 20 | 95841 FALLBROOK UHSD 2020 B | 0.00 | 0.00 | 0.00 | 0.00 | 1,702.00 |
| 57583 042_DS GROSSMT 2008 PROP | 97609 GROSSMT 2008 PROP U 2020J | 0.00 | 0.00 | 0.00 | 0.00 | 1,970.89 |
| 57585 045_DS SAN DIEGUITO UHSD | 97628 SAN DIEGUITO UHSD 2021 REF | 0.00 | 0.00 | 0.00 | 0.00 | 4,736.44 |
| 57587 045_DS SAN DIEGUITO UHSD | 97630 SAN DIEGUITO UHSD 2021E-2 | 0.00 | 0.00 | 0.00 | 0.00 | 9,739.32 |
| 57588 041_DS FALLBROOK UHSD 20 | 95842 FALLBROOK UHSD 2022C | 0.00 | 0.00 | 0.00 | 0.00 | 5,008.05 |
| 57589 042_DS GROSSMONT UHSD 20 | 95849 GROSSMONT UHSD 2022L | 0.00 | 0.00 | 0.00 | 0.00 | 5,465.75 |
| 57590 046_DS SWEETWATER UHSD 2 | 97666 SWEETWATER UHSD 2022A | 0.00 | 0.00 | 0.00 | 0.00 | 63,457.39 |
| 57591 046_DS SWEETWATER USHD 2 | 97667 SWEETWATER UHSD 2022D | 0.00 | 0.00 | 0.00 | 0.00 | 5,517.26 |
| 57592 046_DS SWEETWATER UHSD 2 | 97695 SWEETWATER UHSD 2024 REF | 0.00 | 0.00 | 0.00 | 0.00 | 4,695,500.00 |
| 57595 042_DS GROSSMONT UHSD 20 | 95851 GROSSMONT UHSD 2024A REF | 0.00 | 0.00 | 0.00 | 0.00 | 2,171,000.00 |
| 57596 042_DS GROSSMONT UHSD 20 | 95852 GROSSMONT UHSD 2024B REF | 0.00 | 0.00 | 0.00 | 0.00 | 15,119.44 |

# PERIODIC FINANCIAL STATEMENT - SCHEDULE OF REVENUES AND EXPENDITURES BY FUND AND ORGANIZATIONAL UNIT - GL041

Date:14-AUG-2025 13:12:48

COSD
Current Period: JUL-25

Currency: USD
No specific FUND requested

| FUND | ORG | EXPENDITURES | ENCUMBRANCES | EXPENDITURES & ENCUMBRANCES | REMAINING BUDGET | REVENUE |
|---|---|---|---|---|---|---|
| 57598 045_DS SAN DIEGUITO UHSD | 97703 SAN DIEGUITO UHSD 2025 REF | 0.00 | 0.00 | 0.00 | 0.00 | 1,515,512.50 |
| 58490 053_DS GROSS CUY CC 2021 | 97626 GROSS CUY CC 2021C | 0.00 | 0.00 | 0.00 | 0.00 | 14,360.71 |
| 58491 053_DS GROSS CUY CC 2021 | 97627 GROSS CUY CC 2021 REF | 0.00 | 0.00 | 0.00 | 0.00 | 15,559.20 |
| 58492 053_DS GROSS CUY CC 2018 | 95023 GROSS CUY CC 2018 REF | 0.00 | 0.00 | 0.00 | 0.00 | 8,679.61 |
| 58493 053_DS GROSS CUY CC 2018 | 95018 GROSS CUY CC 2018B | 0.00 | 0.00 | 0.00 | 0.00 | 25,706.73 |
| 58494 053_DS GROSS CUY CC 2013 | 95017 GROSS CUY CC 2013 REF BONDS | 0.00 | 0.00 | 0.00 | 0.00 | 383.07 |
| 58496 053_DS GROSS CUY COMM CO | 95013 GROSS CUY COMM COLL 2008C | 0.00 | 0.00 | 0.00 | 0.00 | 88,096.37 |
| 58502 055_DS SOUTHWESTERN CC 2 | 95001 SOUTHWESTERN CC 2004 | 0.00 | 0.00 | 0.00 | 0.00 | 19,801.52 |
| 58508 055_DS SOUTHWESTERN CC 2 | 97496 SOUTHWESTERN CC 2015 REF | 0.00 | 0.00 | 0.00 | 0.00 | 14,791.67 |
| 58511 055_DS SOUTHWESTERN CC 2 | 97537 SOUTHWESTERN CC 2016 REF B | 0.00 | 0.00 | 0.00 | 0.00 | 23,042.53 |
| 58512 055_DS SOUTHWESTERN CC 2 | 97553 SOUTHWESTERN CC 2016 ELEC 201 | 0.00 | 0.00 | 0.00 | 0.00 | 20,218.79 |
| 58513 055_DS SOUTHWESTERN CC P | 97614 SOUTHWESTERN CC PROP R 2020 R | 0.00 | 0.00 | 0.00 | 0.00 | 12,480.29 |
| 58514 055_DS SOUTHWESTERN CC P | 97615 SOUTHWESTERN CC PROP R 2020E | 0.00 | 0.00 | 0.00 | 0.00 | 7,944.19 |
| 58515 055_DS SOUTHWESTERN CC M | 97616 SOUTHWESTERN CC MEAS Z 2020B | 0.00 | 0.00 | 0.00 | 0.00 | 4,494.59 |
| 58516 055_DS SOUTHWESTERN CC 2 | 97624 SOUTHWESTERN CC 2021 REF | 0.00 | 0.00 | 0.00 | 0.00 | 20,182.31 |
| 58517 055_DS SOUTHWESTERN CC 2 | 97625 SOUTHWESTERN CC 2021C | 0.00 | 0.00 | 0.00 | 0.00 | 7,497.70 |
| 58518 052_DS PALOMAR CC DS 200 | 95022 PALOMAR CC DS 2006D | 0.00 | 0.00 | 0.00 | 0.00 | 24,331.63 |
| 58519 052_DS PALOMAR CC DS 200 | 95019 PALOMAR CC DS 2006C | 0.00 | 0.00 | 0.00 | 0.00 | 7,939.73 |
| 58521 052_DS PALOMAR CC DS 200 | 97422 PALOMAR CC DS 2006B | 0.00 | 0.00 | 0.00 | 0.00 | 15,955.16 |
| 58522 052_DS PALOMAR CC 2015 G | 97491 PALOMAR CC 2015 GO REF BONDS | 0.00 | 0.00 | 0.00 | 0.00 | 23,812.55 |
| 58523 052_DS PALOMAR CC 2017 R | 97548 PALOMAR CC 2017 REF | 0.00 | 0.00 | 0.00 | 0.00 | 14,162.82 |
| 58524 052_DS PALOMAR CC 2020 R | 97621 PALOMAR CC 2020 REF | 0.00 | 0.00 | 0.00 | 0.00 | 23,766.22 |
| 58525 052_DS_PALOMAR CC 2021 G | 97636 PALOMAR CC 2021 GO REF BONDS | 0.00 | 0.00 | 0.00 | 0.00 | 13,974.71 |
| 58535 054_DS MIRACOSTA CC 2016 | 97555 MIRACOSTA CC 2016A | 0.00 | 0.00 | 0.00 | 0.00 | 12,674.85 |
| 58536 054_DS MIRACOSTA CC 2016 | 97604 MIRACOSTA CC 2016B | 0.00 | 0.00 | 0.00 | 0.00 | 33,988.18 |
| 58537 054_DS MIRACOSTA CCD 201 | 97652 MIRACOSTA CCD 2016C | 0.00 | 0.00 | 0.00 | 0.00 | 29,086.37 |
| 58540 055_DS SOUTHWESTERN CC 2 | 97641 SOUTHWESTERN CC 2021D | 0.00 | 0.00 | 0.00 | 0.00 | 31,683.68 |
| 58541 055_DS SOUTHWESTERN CC 2 | 97642 SOUTHWESTERN CC 2021F | 0.00 | 0.00 | 0.00 | 0.00 | 12,456.60 |
| 58560 060_DS SDCCD 2006 SERIES | 97540 SDCCD 2006 SERIES 2016 | 0.00 | 0.00 | 0.00 | 0.00 | 32,299.69 |
| 58561 060_DS SDCCD 2016 REF | 97541 SDCCD 2016 REF | 0.00 | 0.00 | 0.00 | 0.00 | 68,873.91 |
| 58562 060_DS SDCC2019REF PROPN | 97589 SDCCD 2019 REF PROPS N&S SER | 0.00 | 0.00 | 0.00 | 0.00 | 107,199.46 |
| 58563 060_DS SDCC2019REF PROPN | 97590 SDCCD 2019 REF PROPS N&S SER | 0.00 | 0.00 | 0.00 | 0.00 | 19,152.97 |
| 58564 060_DS SDCCD 2021 REF | 97645 SDCCD 2021 REF | 0.00 | 0.00 | 0.00 | 0.00 | 62,878.31 |
| 58565 060_DS SDCCD 2024 REF | 97653 SDCCD 2024 REF | 0.00 | 0.00 | 0.00 | 0.00 | 41,144.68 |
| 58570 061_DS POWAY USD 2025 RE | 97700 POWAY USD 2025 REF | 0.00 | 0.00 | 0.00 | 0.00 | 7,636,339.39 |
| REPORT TOTAL | | 715,031,402.15 | 3,579,562,193.94 | 4,294,593,596.09 | 7,026,484,374.46 | (19,234,688.61) |

# PERIODIC FINANCIAL STATEMENT - SCHEDULE OF REVENUES AND EXPENDITURES BY FUND AND ORGANIZATIONAL UNIT - GL041

Date:14-AUG-2025 13:12:48

COSD

Current Period:JUL-25

Currency: USD

No specific FUND requested

| FUND | ORG | EXPENDITURES | ENCUMBRANCES | EXPENDITURES & ENCUMBRANCES | REMAINING BUDGET | REVENUE |
|---|---|---|---|---|---|---|
| 10100 GENERAL FUND | | 132,228,016.40 | 2,514,650,657.89 | 2,646,878,674.29 | 5,153,349,780.30 | (226,430,546.58) |
| 11100 ROAD FUND | | 239,274.51 | 165,600,574.33 | 165,839,848.84 | 297,750,304.91 | 1,208,576.97 |
| 12020 CSHAF GILLESPIE HOUSING | | 0.00 | 0.00 | 0.00 | 25,000.00 | |
| 12022 CSHAF USDRIP HOUSING | | 0.00 | 0.00 | 0.00 | 3,500.00 | |
| 12150 S D COUNTY LIGHT MAINT D | | 9,378.70 | 885,523.49 | 894,902.19 | 2,135,700.97 | |
| 12200 COUNTY LIBRARY | | 1,515,127.77 | 7,412,678.26 | 8,927,806.03 | 65,456,554.20 | 24,627.24 |
| 12250 SHERF ASSET FORFEIT PRGM | | 0.00 | 344,050.57 | 344,050.57 | 2,237,303.00 | 4,832.10 |
| 12251 SHERF ASSET FORFEIT US T | | 0.00 | 0.00 | 0.00 | 2,000,000.00 | |
| 12252 SHERF ASSET FORFEIT STAT | | 0.00 | 0.00 | 0.00 | 2,400,000.00 | 13,674.00 |
| 12300 DA ASSET FORFEIT FEDERAL | | 0.00 | 460,000.00 | 460,000.00 | 1,693,112.38 | |
| 12325 DA ASSET FORFEIT US TREA | | 0.00 | 0.00 | 0.00 | 50,000.00 | |
| 12350 DA ASSET FORFEIT STATE | | 0.00 | 4,169.13 | 4,169.13 | 350,000.00 | 5,422.24 |
| 12450 PROB ASSET FORFEIT PROG | | 0.00 | 0.00 | 0.00 | 100,000.00 | |
| 12500 SHERIFFS INCARC PPLS WEL | | (1,547,282.60) | 2,073,537.94 | 526,255.34 | 8,184,025.84 | 6,072.00 |
| 12550 WARD WELFARE FUND | | 0.00 | 0.00 | 0.00 | 2,000.00 | |
| 12555 PUB SAFETY PROP 172 SP R | | 0.00 | 733,245.66 | 733,245.66 | 410,672,419.00 | |
| 12580 TOBACCO SECURITIZATION S | | 0.00 | 0.00 | 0.00 | 35,514,624.00 | (1,821,911.11) |
| 12650 INACTIVE WASTE SITE MGMT | | 6,649.48 | 3,368,987.29 | 3,375,636.77 | 4,897,447.72 | 21,865.59 |
| 12675 WASTE PLANNING AND RECYC | | 66,037.34 | 1,979,765.57 | 2,045,802.91 | 5,816,768.51 | 1,740.03 |
| 12750 DUCK POND LANDFILL CLEAN | | 0.00 | 0.00 | 0.00 | 14,669.00 | |
| 12760 IHS PUBLIC AUTHORITY SPR | | 8,238,484.73 | 687,286.18 | 8,925,770.91 | 48,544,484.09 | 13,765,628.75 |
| 13004 PLD AREA 4 LINCOLN ACRES | | 0.00 | 300.00 | 300.00 | 2,013,900.00 | |
| 13015 PLD AREA 15 SWEETWATER | | 0.00 | 0.00 | 0.00 | 2,000.00 | |
| 13019 PLD AREA 19 JAMUL | | 0.00 | 0.00 | 0.00 | 300.00 | |
| 13020 PLD AREA 20 SPRING VALLE | | 0.00 | 1,000.00 | 1,000.00 | 0.00 | |
| 13025 PLD AREA 25 LAKESIDE | | 0.00 | 0.00 | 0.00 | 5,000.00 | |
| 13026 PLD AREA 26 CREST | | 0.00 | 750.00 | 750.00 | 250.00 | |
| 13027 PLD AREA 27 ALPINE | | 0.00 | 0.00 | 0.00 | 4,000.00 | |
| 13028 PLD AREA 28 RAMONA | | 0.00 | 243,335.14 | 243,335.14 | 500.00 | |
| 13029 PLD AREA 29 ESCONDIDO | | 0.00 | 874,905.00 | 874,905.00 | 1,000.00 | |
| 13030 PLD AREA 30 SAN MARCOS | | 0.00 | 916,158.00 | 916,158.00 | 2,000.00 | |
| 13031 PLD AREA 31 SAN DIEGUITO | | 0.00 | 4,087,622.00 | 4,087,622.00 | 0.00 | |
| 13032 PLD AREA 32 CARLSBAD | | 0.00 | 0.00 | 0.00 | 2,000.00 | |
| 13035 PLD AREA 35 FALLBROOK | | 0.00 | 0.00 | 0.00 | 10,800.00 | |
| 13036 PLD AREA 36 BONSALL | | 0.00 | 4,000.00 | 4,000.00 | 0.00 | |
| 13037 PLD AREA 37 VISTA | | 0.00 | 900,727.19 | 900,727.19 | 1,000.00 | |
| 13038 PLD AREA 38 VALLEY CENTE | | 0.00 | 39,475.92 | 39,475.92 | 1,000.00 | |
| 13039 PLD AREA 39 PAUMA VALLEY | | 0.00 | 200.00 | 200.00 | 800.00 | |
| 13040 PLD AREA 40 PALOMAR JULI | | 0.00 | 363,729.00 | 363,729.00 | 329,613.00 | |
| 13041 PLD AREA 41 MTN EMPIRE | | 0.00 | 500.00 | 500.00 | 0.00 | |
| 13042 PLD AREA 42 ANZA BORREGO | | 0.00 | 1,000.00 | 1,000.00 | 0.00 | |
| 13043 PLD AREA 43 CENTRAL MTN | | 0.00 | 0.00 | 0.00 | 300.00 | |
| 13045 PLD AREA 45 VALLE DE ORO | | 0.00 | 300.00 | 300.00 | 200.00 | |
| 13049 PLD ADMINISTRATIVE FEE | | 654.92 | 29,345.08 | 30,000.00 | 721,000.00 | 7,968.71 |
| 13050 PLD ALPINE IMPRV IMPACT | | 0.00 | 0.00 | 0.00 | 0.00 | 4,304.13 |
| 13052 PLD BONSALL IMPRV IMPACT | | 0.00 | 0.00 | 0.00 | 0.00 | 12,912.39 |
| 13053 PLD CENTRL MTN IMPRV IMP | | 0.00 | 0.00 | 0.00 | 0.00 | 3,613.00 |
| 13055 PLD CRESTDEHESA IMPV IMP | | 0.00 | 0.00 | 0.00 | 0.00 | 7,916.02 |
| 13057 PLD FALLBROOK IMPRV IMPA | | 0.00 | 0.00 | 0.00 | 0.00 | 33,361.71 |
| 13058 PLD JAMUL IMPRV IMPACT F | | 0.00 | 0.00 | 0.00 | 0.00 | 4,304.13 |
| 13059 PLD JULIAN IMPRV IMPACT | | 0.00 | 55,000.00 | 55,000.00 | 0.00 | |

## PERIODIC FINANCIAL STATEMENT - SCHEDULE OF REVENUES AND EXPENDITURES BY FUND AND ORGANIZATIONAL UNIT - GL041

Date:14-AUG-2025 13.12:48

COSD

Current Period JUL-25

Currency USD

No specific FUND requested

| FUND | ORG | EXPENDITURES | ENCUMBRANCES | EXPENDITURES & ENCUMBRANCES | REMAINING BUDGET | REVENUE |
|---|---|---|---|---|---|---|
| 13060 PLD LAKESIDE IMPRV IMPAC | | 0.00 | 0.00 | 0.00 | 0.00 | 21,204.58 |
| 13062 PLD NC METRO IMPRV IMPAC | | 0.00 | 0.00 | 0.00 | 0.00 | 19,512.67 |
| 13063 PLD N MTN IMPRV IMPACT F | | 0.00 | 0.00 | 0.00 | 0.00 | 6,456.20 |
| 13068 PLD RAMONA IMPRV IMPACT | | 0.00 | 0.00 | 0.00 | 0.00 | 209,008.96 |
| 13069 PLD SAN DGTO IMPRV IMPAC | | 0.00 | 0.00 | 0.00 | 0.00 | 7,850.00 |
| 13070 PLD SPRING VY IMPRV IMPA | | 0.00 | 0.00 | 0.00 | 0.00 | 13,456.22 |
| 13071 PLD SWEETWATR IMPRV IMPA | | 0.00 | 0.00 | 0.00 | 0.00 | 4,304.13 |
| 13072 PLD VALLE DE ORO IMPV IM | | 0.00 | 0.00 | 0.00 | 0.00 | 12,395.29 |
| 13080 PLD ALPINE LAND ACQ IMPA | | 0.00 | 0.00 | 0.00 | 0.00 | 339.38 |
| 13082 PLD BONSALL LAND ACQ IMP | | 0.00 | 0.00 | 0.00 | 0.00 | 2,061.39 |
| 13083 PLD CENTRL MTN LND ACQ I | | 0.00 | 0.00 | 0.00 | 0.00 | 530.00 |
| 13085 PLD CRESTDEHESA LD ACQ I | | 0.00 | 0.00 | 0.00 | 0.00 | 996.30 |
| 13087 PLD FALLBROOK LND ACQ IM | | 0.00 | 0.00 | 0.00 | 0.00 | 3,584.54 |
| 13088 PLD JAMUL LAND ACQ IMPAC | | 0.00 | 0.00 | 0.00 | 0.00 | 439.93 |
| 13090 PLD LAKESIDE LND ACQ IMP | | 0.00 | 0.00 | 0.00 | 0.00 | 1,784.14 |
| 13092 PLD NC METRO LND ACQ IMP | | 0.00 | 0.00 | 0.00 | 0.00 | 2,438.10 |
| 13093 PLD N MTN LAND ACQ IMPAC | | 0.00 | 0.00 | 0.00 | 0.00 | 237.57 |
| 13098 PLD RAMONA LAND ACQ IMPA | | 0.00 | 0.00 | 0.00 | 0.00 | 1,570.87 |
| 13099 PLD SAN DGTO LND ACQ IMP | | 0.00 | 0.00 | 0.00 | 0.00 | 3,693.00 |
| 13100 PLD SPRING VY LND ACQ IM | | 0.00 | 0.00 | 0.00 | 0.00 | 2,741.18 |
| 13101 PLD SWEETWATR LND ACQ IM | | 0.00 | 0.00 | 0.00 | 0.00 | 1,175.24 |
| 13102 PLD VALLE DE ORO LD ACQ | | 0.00 | 0.00 | 0.00 | 0.00 | 1,992.80 |
| 13128 PLD RAMONA IN LIEU FEE | | 0.00 | 0.00 | 0.00 | 0.00 | 14,243.68 |
| 13130 PLD SPRING VY IN LIEU FE | | 0.00 | 85,000.00 | 85,000.00 | 0.00 | |
| 13695 SANCAL 2023 CPH LAB COC | | 0.00 | 0.00 | 0.00 | 0.00 | 23,784.54 |
| 14005 PRD 6 PAUMA VALLEY | | 0.00 | 35,810.77 | 35,810.77 | 196,869.00 | |
| 14010 PRD 8 MAGEE ROAD PALA | | 0.00 | 17,000.00 | 17,000.00 | 103,738.00 | |
| 14015 PRD 9 SANTA FE ZONE B | | 2,563.69 | 21,436.31 | 24,000.00 | 247,119.00 | |
| 14020 PRD 10 DAVIS DRIVE | | 0.00 | 3,500.00 | 3,500.00 | 54,175.00 | |
| 14025 PRD 11 BERNARDO ROAD ZN | | 747.98 | 3,481.10 | 4,229.08 | 63,622.92 | |
| 14030 PRD 11 BERNARDO ROAD ZN | | 0.00 | 1,500.00 | 1,500.00 | 11,421.00 | |
| 14035 PRD 11 BERNARDO ROAD ZN | | 3,467.89 | 29,395.05 | 32,862.94 | 7,494.00 | |
| 14040 PRD 12 LOMAIR | | 0.00 | 4,500.00 | 4,500.00 | 159,832.00 | |
| 14045 PRD 13 PALA MESA ZONE A | | 1,427.15 | 63,942.65 | 65,369.80 | 207,222.00 | |
| 14050 PRD 13 STEWART CANYON ZN | | 0.00 | 5,500.00 | 5,500.00 | 97,693.00 | |
| 14060 PRD 18 WYNOLA | | 1,081.18 | 9,980.03 | 11,061.21 | 177,400.79 | |
| 14070 PRD 18 HARRISON PARK | | 272.00 | 26,228.00 | 26,500.00 | 117,881.00 | |
| 14080 PRD 20 DAILY ROAD | | 450.65 | 24,500.00 | 24,950.65 | 205,086.35 | |
| 14085 PRD 21 PAUMA HEIGHTS | | 1,699.95 | 29,847.08 | 31,547.03 | 608,352.00 | |
| 14090 PRD 22 WEST DOUGHERTY ST | | 0.00 | 0.00 | 0.00 | 6,350.00 | |
| 14095 PRD 23 ROCK TERRACE ROAD | | 0.00 | 4,850.00 | 4,850.00 | 21,027.00 | |
| 14100 PRD 24 MT WHITNEY ROAD | | 69.62 | 5,430.38 | 5,500.00 | 102,281.00 | |
| 14105 CSA 26 RANCHO SAN DIEGO | | 404.83 | 82,437.08 | 82,841.91 | 304,465.17 | 8,205.00 |
| 14110 CSA 26 COTTONWD VILLG ZN | | 62,576.03 | 118,081.28 | 180,657.31 | 246,629.55 | |
| 14115 CSA 26 MONTE VISTA ZN B | | 2,676.76 | 71,689.06 | 74,365.84 | 198,988.52 | |
| 14118 CSA 26 SD LANDSCAPE MAIN | | 0.00 | 0.00 | 0.00 | 188,970.00 | |
| 14119 LMD ZONE 2 JULIAN | | 0.00 | 3,718.54 | 3,718.54 | 109,441.00 | |
| 14120 PRD 30 ROYAL OAKS CARROL | | 0.00 | 11,000.00 | 11,000.00 | 57,555.00 | |
| 14125 PRD 38 GAY RIO TERRACE | | 0.00 | 10,000.00 | 10,000.00 | 82,430.00 | |
| 14135 PRD 45 RINCON SPRINGS RD | | 0.00 | 7,000.00 | 7,000.00 | 37,947.00 | |
| 14140 PRD 46 ROCOSO ROAD | | 0.00 | 6,500.00 | 6,500.00 | 290,218.00 | |

# PERIODIC FINANCIAL STATEMENT - SCHEDULE OF REVENUES AND EXPENDITURES BY FUND AND ORGANIZATIONAL UNIT - GL041

Date:14-AUG-2025 13:12:48

COSD

Current Period:JUL-25

Currency: USD

No specific FUND requested

| FUND | ORG | EXPENDITURES | ENCUMBRANCES | EXPENDITURES & ENCUMBRANCES | REMAINING BUDGET | REVENUE |
|---|---|---|---|---|---|---|
| 14145 PRD 49 SUNSET KNOLLS ROA | | 0.00 | 2,000.00 | 2,000.00 | 73,817.00 | |
| 14150 PRD 50 KNOLL PARK LANE | | 0.00 | 4,000.00 | 4,000.00 | 64,881.00 | |
| 14155 PRD 53 KNOLL PARK | | 0.00 | 7,000.00 | 7,000.00 | 225,065.00 | |
| 14160 PRD 54 MT HELIX | | 0.00 | 4,000.00 | 4,000.00 | 146,769.00 | |
| 14165 PRD 55 RAINBOW CREST RD | | 0.00 | 16,000.00 | 16,000.00 | 122,857.00 | |
| 14170 PRD 60 RIVER DRIVE | | 0.00 | 3,800.00 | 3,800.00 | 137,625.00 | |
| 14175 PRD 61 GREEN MEADOW WAY | | 0.00 | 7,000.00 | 7,000.00 | 112,367.00 | |
| 14180 PRD 63 HILLVIEW ROAD | | 0.00 | 11,000.00 | 11,000.00 | 291,540.00 | |
| 14195 PRD 70 EL CAMINO CORTO | | 0.00 | 6,100.00 | 6,100.00 | 43,335.00 | |
| 14200 PRD 75 GAY RIO DR ZONE A | | 0.00 | 4,000.00 | 4,000.00 | 130,614.00 | |
| 14205 PRD 75 GAY RIO DR ZONE B | | 0.00 | 12,719.00 | 12,719.00 | 71,863.00 | |
| 14220 PRD 76 KINGSFORD COURT | | 0.00 | 3,300.00 | 3,300.00 | 60,153.00 | |
| 14225 PRD 77 MONTIEL TRUCK TRA | | 0.00 | 9,851.70 | 9,851.70 | 80,475.30 | |
| 14230 PRD 78 GARDENA WAY | | 0.00 | 7,250.00 | 7,250.00 | 71,756.00 | |
| 14235 PRD 80 HARRIS TRUCK TRAI | | 0.00 | 93,790.41 | 93,790.41 | 77,261.00 | |
| 14240 CSA 81 FALLBROOK LOCAL P | | 21,479.68 | 3,245.25 | 24,724.93 | 790,142.32 | 33,795.50 |
| 14245 CSA 83 SAN DIEGUITO LOC | | 0.00 | 124,849.60 | 124,849.60 | 1,033,490.00 | |
| 14246 CSA 83A ZONE A4S RANCH P | | 8,212.40 | 51,941.90 | 60,154.30 | 1,050,787.60 | 35,120.38 |
| 14255 PRD 88 EAST FIFTH ST | | 0.00 | 4,500.00 | 4,500.00 | 47,606.00 | |
| 14265 PRD 90 SOUTH CORDOBA | | 22.61 | 2,800.00 | 2,822.61 | 69,170.39 | |
| 14270 PRD 94 ROBLE GRANDE ROAD | | 0.00 | 5,500.00 | 5,500.00 | 309,232.00 | |
| 14275 PRD 95 VALLE DEL SOL | | 0.00 | 10,000.00 | 10,000.00 | 216,398.00 | |
| 14280 PRD 99 ALLONDRA DEL CORV | | 0.00 | 4,500.00 | 4,500.00 | 134,622.00 | |
| 14290 PRD 101 JOHNSON LAKE RD | | 417.70 | 3,582.30 | 4,000.00 | 151,212.00 | |
| 14295 PRD 101 HI RIDGE RD ZONE | | 0.00 | 5,342.00 | 5,342.00 | 226,733.00 | |
| 14300 PRD 102 MT MEADOW | | 19.58 | 33,283.59 | 33,303.17 | 150,439.92 | |
| 14315 PRD 103 ALTO DRIVE | | 0.00 | 10,000.00 | 10,000.00 | 182,218.00 | |
| 14320 PRD 104 ARTESIAN RD | | 104.43 | 17,975.57 | 18,080.00 | 269,200.00 | |
| 14330 PRD 105 ALTA LOMA DR | | 0.00 | 10,000.00 | 10,000.00 | 107,898.00 | |
| 14335 PRD 105 ALTA LOMA DR ZN | | 0.00 | 12,000.00 | 12,000.00 | 110,564.00 | |
| 14340 PRD 106 GARRISON WAY ET | | 0.00 | 10,500.00 | 10,500.00 | 28,408.00 | |
| 14410 PRD 117 LEGEND ROCK | | 0.00 | 37,000.00 | 37,000.00 | 285,091.00 | |
| 14440 CSA 122 OTAY MESA EAST | | 0.00 | 0.00 | 0.00 | 7,864.00 | |
| 14445 PRD 123 MIZPAH LANE | | 0.00 | 2,800.00 | 2,800.00 | 71,788.00 | |
| 14455 PRD 125 WRIGHTWOOD ROAD | | 0.00 | 3,500.00 | 3,500.00 | 54,483.00 | |
| 14460 PRD 126 SANDHURST WAY | | 0.00 | 1,000.00 | 1,000.00 | 19,295.00 | |
| 14465 PRD 127 SINGING TRAILS D | | 0.00 | 4,500.00 | 4,500.00 | 49,206.00 | |
| 14470 CSA 128 SAN MIGUEL PARK | | 587.00 | 39,455.35 | 40,042.35 | 1,594,969.00 | 23,050.04 |
| 14480 PRD 130 WILKES ROAD | | 0.00 | 4,990.00 | 4,990.00 | 113,675.00 | |
| 14500 PRD 133 RANCH CREEK ROAD | | 0.00 | 10,950.00 | 10,950.00 | 119,857.00 | |
| 14505 PRD 134 KENORA LANE | | 0.00 | 3,593.36 | 3,593.36 | 42,549.64 | |
| 14610 SDCFPD FIRE MITIGATION | | 0.00 | 993,066.35 | 993,066.35 | 4,500,000.00 | |
| 14611 SD COUNTY FIRE PROTECTIO | | (410,076.42) | 798,141.50 | 388,065.08 | 10,345,031.42 | 23,710.70 |
| 14612 SDCFPD MT LAGUNA | | 0.00 | 0.00 | 0.00 | 17,500.00 | |
| 14613 SDCFPD PALOMAR | | 0.00 | 2,229.32 | 2,229.32 | 70,770.68 | |
| 14614 SDCFPD DESCANSO | | 0.00 | 0.00 | 0.00 | 55,000.00 | |
| 14615 SDCFPD DULZURA | | 0.00 | 0.00 | 0.00 | 12,000.00 | |
| 14616 SDCFPD TECATE | | 0.00 | 0.00 | 0.00 | 10,000.00 | |
| 14617 SDCFPD POTRERO | | 0.00 | 0.00 | 0.00 | 15,500.00 | |
| 14618 SDCFPD JACUMBA | | 0.00 | 0.00 | 0.00 | 16,500.00 | |
| 14619 SDCFPD RURAL WEST | | 0.00 | 0.00 | 0.00 | 375,000.00 | |

# PERIODIC FINANCIAL STATEMENT - SCHEDULE OF REVENUES AND EXPENDITURES BY FUND AND ORGANIZATIONAL UNIT - GL041

Date:14-AUG-2025 13:12:48

COSD

Current Period:JUL-25

Currency: USD

No specific FUND requested

| FUND | ORG | EXPENDITURES | ENCUMBRANCES | EXPENDITURES & ENCUMBRANCES | REMAINING BUDGET | REVENUE |
|---|---|---|---|---|---|---|
| 14620 SDCFPD YUMA | | 0.00 | 0.00 | 0.00 | 52,000.00 | |
| 14621 SDCFPD JULIAN | | 0.00 | 0.00 | 0.00 | 100,000.00 | |
| 14622 SDCFPD RAMONA | | 0.00 | 0.00 | 0.00 | 2,600,000.00 | |
| 14624 SDCFPD BORREGO | | 0.00 | 0.00 | 0.00 | 244,000.00 | |
| 14625 SDCFPD RAMONA EDU DELINQ | | 0.00 | 0.00 | 0.00 | 1,320,000.00 | |
| 14810 CSA 135 DEL MAR 800MHZ Z | | 0.00 | 1,000.00 | 1,000.00 | 42,495.00 | |
| 14830 CSA 135 POWAY 800 MHZ ZO | | 0.00 | 1,010.00 | 1,010.00 | 160,490.00 | |
| 14840 CSA 135 SOLANA BCH 800MH | | 0.00 | 1,000.00 | 1,000.00 | 38,635.00 | |
| 14850 CSA 135 BORR SPRNG FPD 8 | | 0.00 | 0.00 | 0.00 | 8,550.00 | |
| 14900 CSA 136 SUNDANCE DET BAS | | 104.43 | 8,607.73 | 8,712.16 | 16,700.00 | |
| 14907 CSA 138 VALLEY CENTER PA | | 0.00 | 16,863.33 | 16,863.33 | 404,500.00 | 11,200.00 |
| 14995 COUNTY SERVICE AREA 17 | | 0.00 | 7,590,902.07 | 7,590,902.07 | 733,908.65 | 350,975.38 |
| 14996 COUNTY SERVICE AREA 69 | | 0.00 | 9,355.01 | 9,355.01 | 245,714.28 | |
| 14997 SDCFPD AMBULANCE SERVICE | | (2,413,516.90) | 4,186,765.38 | 1,773,248.48 | 22,917,366.27 | 1,183,838.10 |
| 15000 SD CO FLOOD CONTROL DIST | | 173,893.27 | 8,443,009.07 | 8,616,902.34 | 7,961,930.47 | |
| 15226 BLACKWOLF MAINT ZN349781 | | 0.00 | 1,515.01 | 1,515.01 | 40,000.00 | |
| 15227 LAKE RANCHO VIEJO MAINT | | 431.64 | 114,643.95 | 115,075.59 | 124,094.00 | |
| 15228 PONDEROSA ESTATES MAINT | | 0.00 | 13,660.00 | 13,660.00 | 21,340.00 | |
| 15250 HCV ADMIN FEE RESERVE | | 1,445,231.94 | 0.00 | 1,445,231.94 | 35,851,513.06 | 3,983,181.28 |
| 15255 SDCHA RES REHAB | | 0.00 | 0.00 | 0.00 | 210,000.00 | |
| 15260 PUBLIC HOUSING CIAP | | 0.00 | 0.00 | 0.00 | 357,775.00 | (67.58) |
| 15265 PH MELROSE HUD | | 74.58 | 0.00 | 74.58 | 383,078.42 | 1,593.81 |
| 15280 PH TOWNCENTER HUD | | 74.58 | 0.00 | 74.58 | 831,726.42 | 3,693.29 |
| 15305 HA VOUCHER PROG PROJECTS | | 19,519,755.00 | 0.00 | 19,519,755.00 | 223,380,245.00 | 21,565,017.27 |
| 15308 HCV FAMILY SELF SUFFICIE | | 0.00 | 0.00 | 0.00 | 50,000.00 | (0.06) |
| 15315 PH L ST HUD | | 74.59 | 0.00 | 74.59 | 289,786.41 | 1,068.09 |
| 15320 HOUS ASST MOD REHAB PRJ | | 48,161.42 | 0.00 | 48,161.42 | 758,538.58 | 48,161.42 |
| 15325 PH DOROTHY HUD | | 74.59 | 0.00 | 74.59 | 362,856.41 | 1,462.39 |
| 15330 HA BUSINESS ACTIVITIES | | 310,550.00 | 0.00 | 310,550.00 | 5,709,450.00 | 294,855.90 |
| 15335 PH FIREBIRD FMHA | | 0.00 | 0.00 | 0.00 | 857,538.00 | |
| 15354 HA SANTEE SUCCESS HOUSIN | | 0.00 | 0.00 | 0.00 | 26,000.00 | |
| 15370 MAINSTREAM VOUCHER | | 289,617.90 | 0.00 | 289,617.90 | 3,981,782.10 | 274,906.00 |
| 15451 OTHER SERVICES - HARMONY | | 0.00 | 33,000.00 | 33,000.00 | 381,979.00 | |
| 15452 FLOOD CONTROL - HARMONY | | 0.00 | 1,000.00 | 1,000.00 | 389,000.00 | |
| 15453 FIRE PROTECTION - HARMON | | 0.00 | 0.00 | 0.00 | 534,158.00 | |
| 15454 IMPROVEMENT - HARMONY GR | | 0.00 | 0.00 | 0.00 | 0.00 | 16.59 |
| 15464 HORSE CRK RDG CFD 13-01 | | 0.00 | 0.00 | 0.00 | 426,770.00 | |
| 15465 HORSE CRK RDG CFD 13-01 | | 0.00 | 9,714.61 | 9,714.61 | 529,803.00 | |
| 15466 HORSE CRK RDG FCD CFD 13 | | 0.00 | 0.00 | 0.00 | 226,201.00 | |
| 15467 HORSE CRK RDG FIRE CFD 1 | | 0.00 | 0.00 | 0.00 | 172,000.00 | |
| 15468 MEADOWOOD PRK CFD 19-01 | | 0.00 | 8,794.09 | 8,794.09 | 280,787.00 | |
| 15469 MEADOWOOD FCD CFD 19-01 | | 0.00 | 0.00 | 0.00 | 139,700.00 | |
| 15470 MEADOWOOD FIRE CFD 19-01 | | 0.00 | 0.00 | 0.00 | 118,000.00 | |
| 15471 HILLSIDE MEADOWS MAINT C | | 0.00 | 0.00 | 0.00 | 118,096.00 | |
| 15472 SWEETWTR PL MAINT CFD 19 | | 0.00 | 7,441.14 | 7,441.14 | 139,659.00 | |
| 15473 PARK CIR MAINT CFD 19-03 | | 0.00 | 0.00 | 0.00 | 223,619.00 | |
| 15474 SDCFPD CFD 04-01 SPECIAL | | 0.00 | 0.00 | 0.00 | 5,000.00 | |
| 15477 SDCFPD EOM CFD 9-1 SPCL | | 0.00 | 0.00 | 0.00 | 2,100,000.00 | |
| 15478 PIPER OTAY CFD 22-01 TAX | | 0.00 | 6,000.00 | 6,000.00 | 20,808.00 | |
| 15479 PIPER OTAY CFD 22-01 TAX | | 0.00 | 0.00 | 0.00 | 16,320.00 | |
| 15740 PRD 1005 EDEN VALLEY LAN | | 69.62 | 6,430.38 | 6,500.00 | 114,645.00 | |

# PERIODIC FINANCIAL STATEMENT - SCHEDULE OF REVENUES AND EXPENDITURES BY FUND AND ORGANIZATIONAL UNIT - GL041

Date:14-AUG-2025 13:12:48

COSD
Current Period:JUL-25

Currency: USD
No specific FUND requested

| FUND | ORG | EXPENDITURES | ENCUMBRANCES | EXPENDITURES & ENCUMBRANCES | REMAINING BUDGET | REVENUE |
|---|---|---|---|---|---|---|
| 15765 PRD 1008 CANTER 97038 | | 0.00 | 2,000.00 | 2,000.00 | 19,995.00 | |
| 15774 PRD 1000 ZN1010 ALPINE H | | 0.00 | 21,534.00 | 21,534.00 | 170,609.00 | |
| 15775 PRD 1000 ZN1011 LA CUEST | | 0.00 | 4,000.00 | 4,000.00 | 116,804.00 | |
| 15776 PRD 1000 ZN1012 MILLAR 9 | | 0.00 | 12,000.00 | 12,000.00 | 92,801.00 | |
| 15777 PRD 1013 SINGING TRAILS | | 0.00 | 8,600.00 | 8,600.00 | 76,560.00 | |
| 15778 PRD 1014 LAVENDER PT LAN | | 0.00 | 4,000.00 | 4,000.00 | 37,558.00 | |
| 15779 PRD 1015 LANDAVO DRIVE E | | 0.00 | 4,000.00 | 4,000.00 | 102,989.00 | |
| 15780 PRD 1016 EL SERENO WAY | | 0.00 | 0.00 | 0.00 | 9,000.00 | |
| 15781 PRD 1017 KALBAUGH-HALEY- | | 888.83 | 8,867.17 | 9,756.00 | 72,527.00 | |
| 15850 SURVEY MONUMENT PRESRVAT | | 0.00 | 15,000.00 | 15,000.00 | 160,000.00 | 7,050.00 |
| 15890 SPECIAL AVIATION | | 0.00 | 40,000.00 | 40,000.00 | 40,000.00 | |
| 15910 COSD FISH AND GAME PROPA | | 0.00 | 0.00 | 0.00 | 46,000.00 | |
| 17050 CSAF REDEV OBLIG RET | | 0.00 | 0.00 | 0.00 | 2,471,942.00 | |
| 21000 PENSION OBLIGATION BONDS | | 0.00 | 0.00 | 0.00 | 81,495,400.00 | 2,518,209.92 |
| 21625 SANCAL2019 REV JUST FAC | | 157.56 | 0.00 | 157.56 | (157.56) | 1,891,131.51 |
| 21626 SANCAL2019 ADMIN JUST FA | | 8.86 | 0.00 | 8.86 | (8.86) | 8.86 |
| 21628 SANCAL2019 INV ERNG JST | | 0.00 | 0.00 | 0.00 | 0.00 | 223.46 |
| 21633 SANCAL2020 ADMIN WATERFR | | 35.17 | 0.00 | 35.17 | (35.17) | 35.17 |
| 21635 SANCAL2020 INV ERNG WATE | | 0.00 | 0.00 | 0.00 | 0.00 | 159.59 |
| 21637 SANCAL2020 REV WATERFRON | | 99.61 | 0.00 | 99.61 | (99.61) | 1,401,328.49 |
| 21638 SANCAL2020 ADMN CEDAR KT | | 44.76 | 0.00 | 44.76 | (44.76) | 44.76 |
| 21640 SANCAL2020 INV ERNG CEDA | | 0.00 | 0.00 | 0.00 | 0.00 | 222.72 |
| 21641 SANCAL2020 REV CEDAR KTT | | 0.00 | 0.00 | 0.00 | 0.00 | 1,450,073.76 |
| 21651 SANCAL2021 YTC COPS BASE | | 259.86 | 0.00 | 259.86 | (259.86) | 3,104,275.50 |
| 21653 SANCAL2021 YTC COPS ADMI | | 28.37 | 0.00 | 28.37 | (28.37) | 28.37 |
| 21655 SANCAL2021 YTC COPS INV | | 0.00 | 0.00 | 0.00 | 0.00 | 354.70 |
| 21656 SANCAL2021 YTC COPS EXC | | 0.00 | 0.00 | 0.00 | 0.00 | 12.80 |
| 21658 SANCAL 2023 CPH LAB PROJ | | 0.00 | 0.00 | 0.00 | 0.00 | 127,893.96 |
| 21661 SANCAL 2023 CPH LAB ADMI | | 0.00 | 0.00 | 0.00 | 0.00 | 60.29 |
| 21662 SANCAL 2023 CPH LAB CAP | | 0.00 | 0.00 | 0.00 | 0.00 | 1,008.42 |
| 21663 SANCAL 2023 CPH LAB INV | | 0.00 | 0.00 | 0.00 | 0.00 | 2.96 |
| 21666 SANCAL 2024 EDGEMOOR REF | | 4.29 | 0.00 | 4.29 | (4.29) | 7,027,959.82 |
| 21668 SANCAL 2024 EDGEMOOR REF | | 69.46 | 0.00 | 69.46 | (69.46) | 69.46 |
| 21670 SANCAL 2024 EDGEMOOR REF | | 0.00 | 0.00 | 0.00 | 0.00 | 106.71 |
| 21673 SANCAL 2025 COC REF BASE | | 0.00 | 0.00 | 0.00 | 0.00 | 1,839,608.89 |
| 21674 SANCAL 2025 COC REF COI | | 428,353.88 | 0.00 | 428,353.88 | (428,353.88) | 458,145.86 |
| 21675 SANCAL 2025 COC REF DS F | | 61,018,871.39 | 0.00 | 61,018,871.39 | (61,018,871.39) | 61,018,871.39 |
| 22350 TOBACCO SECRTZN CORP S R | | 8,333.33 | 0.00 | 8,333.33 | (8,333.33) | |
| 22351 TOBACCO COLLECTION AT S | | (12,718.75) | 0.00 | (12,718.75) | 12,718.75 | |
| 22391 2019 TOB OPERATING | | 12,718.75 | 0.00 | 12,718.75 | (12,718.75) | |
| 23210 CSAF GF DEBT SERVICE | | 0.00 | 0.00 | 0.00 | 1,685,070.00 | 28.19 |
| 23211 CSAF GF INTEREST ACCT | | 0.00 | 0.00 | 0.00 | 145,070.00 | |
| 23212 CSAF GF PRINCIPAL ACCT | | 0.00 | 0.00 | 0.00 | 755,000.00 | |
| 23213 CSAF GF DEBT SER RESERVE | | 0.00 | 0.00 | 0.00 | 150,000.00 | 3,164.45 |
| 23214 CSAF GF TURBO REDEMPTION | | 0.00 | 0.00 | 0.00 | 785,000.00 | |
| 25011 SDRBA 2016 COC REVENUE | | 8,350,876.38 | 0.00 | 8,350,876.38 | (8,350,876.38) | 8,008,723.52 |
| 25012 SDRBA 2016 COC ADMIN | | 2.91 | 0.00 | 2.91 | (2.91) | 2.91 |
| 25014 SDRBA 2016 COC RESERVE | | 4,178,000.00 | 0.00 | 4,178,000.00 | (4,178,000.00) | |
| 25015 SDRBA 2016 COC INVESTMEN | | 0.00 | 0.00 | 0.00 | 0.00 | 840.33 |
| 26000 CAPITAL OUTLAY FUND | | 52,404.16 | 129,557,846.62 | 129,610,250.78 | 150,438,742.92 | |
| 26005 MAJOR MAINT CAPITAL OUTL | | 70,540.73 | 60,508,446.38 | 60,578,987.11 | 127,200,221.55 | |

# PERIODIC FINANCIAL STATEMENT - SCHEDULE OF REVENUES AND EXPENDITURES BY FUND AND ORGANIZATIONAL UNIT - GL041

Date 14-AUG-2025 13:12:48

COSD
Current Period JUL-25

Currency: USD
No specific FUND requested

| FUND | ORG | EXPENDITURES | ENCUMBRANCES | EXPENDITURES & ENCUMBRANCES | REMAINING BUDGET | REVENUE |
|---|---|---|---|---|---|---|
| 26015 CAPITAL MSCP ACQUISITION | | 1,661.67 | 596,855.29 | 598,716.96 | 16,390,333.43 | |
| 26025 COUNTY HEALTH COMPLEX | | 28,031.16 | 23,059,043.57 | 23,087,074.73 | 77,601,376.33 | |
| 26050 JUSTICE FACILITY CONST | | 8,436.43 | 4,658,708.45 | 4,667,144.88 | 12,986,769.11 | |
| 26075 LIBRARY PROJ CAPITAL OUT | | 9,671.96 | 14,831,162.82 | 14,840,834.78 | 5,861,114.42 | |
| 26125 EDGEMOOR DEVELOPMENT | | 1,120.10 | 69,446.84 | 70,566.94 | 7,199,438.06 | 27,410.36 |
| 26075 CSAF USDRIP | | 0.00 | 0.00 | 0.00 | 550,000.00 | |
| 26076 CSAF GF SRF | | 0.00 | 0.00 | 0.00 | 1,685,070.00 | |
| 26079 CSAF GF ADMIN | | 0.00 | 0.00 | 0.00 | 216,872.00 | |
| 30050 AIRPORT ENTERPRISE | | 574,466.17 | 7,313,210.88 | 7,887,677.05 | 32,144,679.28 | 1,322,514.44 |
| 30100 LIQUID WASTE ENTERPRISE | | 224,857.38 | 298,030.70 | 522,888.08 | 10,331,571.62 | 257,706.14 |
| 30425 CMWSMD-ZONE B (CAMPO HIL | | 11,023.64 | 324,052.08 | 335,075.72 | 805,737.28 | |
| 30427 CMWSMD-ZONE A (RANCHO DE | | 4,531.81 | 555,575.93 | 560,107.74 | 1,870,829.76 | 6,463.75 |
| 30429 LIVE OAK SPRNGS WTR SYS | | 7,616.55 | 989,558.75 | 997,175.30 | 2,464,533.57 | 2,196.92 |
| 31500 SAN DIEGO COUNTY SANITAT | | 5,089,105.78 | 29,398,498.67 | 34,487,604.45 | 57,101,034.26 | 69,438.51 |
| 31550 SHF JAIL STORES COMMISSA | | 5,036.48 | 472,773.43 | 477,809.91 | 8,379,126.40 | 162,806.46 |
| 35500 INFORMATION TECHNOLOGY I | | (33,965,450.06) | 265,215,468.47 | 231,250,018.41 | 2,914,208.78 | |
| 35525 DPW EQUIP INTERNAL SERV | | 16,325.59 | 1,003,523.34 | 1,019,848.93 | 10,523,935.62 | (327,738.58) |
| 35550 DPW ISF EQUIP ACQ ROAD F | | 274,281.05 | 11,925,407.96 | 12,199,689.01 | 11,201,290.12 | 277,733.03 |
| 35575 DPW ISF EQUIP ACQ INACTI | | 3,334.15 | 808.12 | 4,142.27 | 509,665.85 | 3,334.15 |
| 35625 DPW ISF EQUIP ACQ AIRPOR | | 5,833.20 | 0.00 | 5,833.20 | 1,052,166.80 | 5,833.20 |
| 35650 DPW ISF EQUIP ACQ GEN FN | | 1,708.65 | 0.00 | 1,708.65 | 250,791.35 | 8,947.73 |
| 35675 DPW ISF EQUIP ACQ LIQ WS | | 42,581.53 | 698,266.00 | 740,847.53 | 4,689,418.47 | 42,581.53 |
| 35800 PURCHASING ISF | | 480,383.49 | 1,283,280.03 | 1,763,663.52 | 21,176,730.33 | 137,585.62 |
| 36000 EMPLOYEE BENEFITS | | 1,795,056.58 | 639,880.00 | 2,434,936.58 | 63,915,807.42 | 1,715,865.41 |
| 36025 INSURANCE ISF | | 850,340.00 | 363,760.00 | 1,214,100.00 | 13,744,834.00 | |
| 36050 PUBLIC LIABILTY INSURANC | | 14,431,685.49 | 1,000.00 | 14,432,685.49 | 72,566,394.51 | 1,000.00 |
| 37000 FLEET SERVICES ISF OPER | | 244,638.24 | 113,062.04 | 357,700.28 | 13,465,866.21 | |
| 37025 FLEET ISF EQUIP ACQ GENL | | 1,452,741.12 | 22,267,743.88 | 23,720,485.00 | 44,990,240.82 | 45,286.53 |
| 37050 FLEET ISF MAT SUPP INV | | (96,632.31) | 786,104.57 | 689,472.26 | 32,045,023.93 | 111,896.51 |
| 37075 FLEET ISF ACCIDENT REPAI | | 0.00 | 0.00 | 0.00 | 2,235,802.00 | 28,650.79 |
| 37600 FACILITIES MGMT INT SVC | | 4,728,944.24 | 100,673,083.08 | 105,402,027.32 | 142,139,545.03 | 2,337,076.73 |
| 37650 MAJOR MAINTENANCE INT SV | | 77,318.69 | 13,919,044.91 | 13,996,363.60 | 57,565,839.22 | 68,412.73 |
| 41600 RET SAL BENEFITS AP CNTY | | 1,041,311.24 | 0.00 | 1,041,311.24 | (1,041,311.24) | 1,044,665.83 |
| 44595 LOCAL AGENCY FORMATION A | | 120,086.68 | 40,154.96 | 160,241.64 | 3,004,498.32 | 1,391,623.84 |
| 44605 LAW LIBRARY | | 436,171.00 | 0.00 | 436,171.00 | (436,171.00) | 317,181.54 |
| 44625 SAN DIEGUITO RIVER VALLE | | 258,998.78 | 0.00 | 258,998.78 | 1,649,724.22 | 376,601.90 |
| 44634 SDRVJPA COAST FUND | | 6,093.87 | 0.00 | 6,093.87 | 356,465.13 | 90,639.75 |
| 44655 SAN DIEGUITO CAP PROJ | | 62,034.20 | 0.00 | 62,034.20 | (62,034.20) | 176,092.68 |
| 44656 SAN DIEGUITO RESERVE FUN | | 0.00 | 0.00 | 0.00 | 6,500.00 | |
| 44660 SO CA INTRGOV TRN AND DE | | 393,248.89 | 0.00 | 393,248.89 | 6,237,751.11 | (474,957.00) |
| 44670 SD GEOGRAPHIC INFO SANGI | | 144,737.03 | 0.00 | 144,737.03 | (144,737.03) | 29,896.68 |
| 47280 PENALTY ASSESSMENT | | 0.00 | 0.00 | 0.00 | 3,128,950.00 | |
| 47285 CRIMINAL JUSTICE FAC CON | | 0.00 | 1,533,143.74 | 1,533,143.74 | 4,055,734.30 | 715.30 |
| 47290 COURTHOUSE CONSTRUCTION | | 0.00 | 0.00 | 0.00 | 562,975.00 | 715.30 |
| 47350 TRIAL COURT OPERATIONS F | | 105,438.98 | 0.00 | 105,438.98 | (105,438.98) | 105,438.98 |
| 49000 PCD AQIP TRUST AB423 | | 0.00 | 475,384.64 | 475,384.64 | 11,700,000.00 | (950,000.00) |
| 49010 AIR QUALITY MOYER FUND A | | 0.00 | 11,710,929.75 | 11,710,929.75 | 20,800,000.00 | |
| 49015 AIR QL CLEAN CAR 4 ALL A | | 0.00 | 8,435,080.24 | 8,435,080.24 | 12,465,000.00 | |
| 49020 VESSELS AT BERTH REMEDIA | | 0.00 | 0.00 | 0.00 | 100,000.00 | 293,328.00 |
| 49025 SEP OVERSIGHT AB423 | | 0.00 | 0.00 | 0.00 | 135,000.00 | |
| 49030 AIR QUALITY AB 617 AB423 | | 0.00 | 10,417,677.36 | 10,417,677.36 | 43,800,000.00 | |

# PERIODIC FINANCIAL STATEMENT - SCHEDULE OF REVENUES AND EXPENDITURES BY FUND AND ORGANIZATIONAL UNIT - GL041

Date:14-AUG-2025 13:12:48

COSD
Current Period:JUL-25

Currency: USD
No specific FUND requested

| FUND | ORG | EXPENDITURES | ENCUMBRANCES | EXPENDITURES & ENCUMBRANCES | REMAINING BUDGET | REVENUE |
|---|---|---|---|---|---|---|
| 49035 AB617 IMPLEMENTATION AB4 | | 0.00 | 356,725.49 | 356,725.49 | 4,715,900.00 | |
| 49040 AIR QUALITY GMERP FUND A | | 0.00 | 2,228,300.00 | 2,228,300.00 | 3,400,000.00 | |
| 49050 PCD OPERATION FUND AB423 | | 1,862,847.76 | 809,898.72 | 2,672,746.48 | 55,113,904.37 | 1,617,934.60 |
| 49090 AIR QUALITY FARMER FUND | | 0.00 | 295,173.23 | 295,173.23 | 132,000.00 | |
| 49193 SD REG BLDG AUTH MTS SPR | | 558,350.50 | 6,141,855.50 | 6,700,206.00 | 0.00 | 384,332.83 |
| 49205 TRANSNET IMPROVEMENT FUN | | 0.00 | 87,843,354.05 | 87,843,354.05 | (87,843,354.05) | |
| 49211 HAZMAT RESPONSE PROGRAM | | 0.00 | 1,769,396.00 | 1,769,396.00 | 1,421,378.00 | |
| 49214 ESO OPERATING | | 0.00 | 0.00 | 0.00 | 485,571.00 | |
| 49217 FIRST 5 COMM OPERATING F | | (8,039,635.71) | 26,596,556.34 | 18,556,920.63 | 19,418,085.29 | (2,576,612.29) |
| 53301 063_DS CARLSBAD USD 2017 | | 0.00 | 0.00 | 0.00 | 0.00 | 1,726.31 |
| 53302 063_DS CARLSBAD USD 2017 | | 0.00 | 0.00 | 0.00 | 0.00 | 7,400.23 |
| 53303 063_DS CARLSBAD USD SUBS | | 0.00 | 0.00 | 0.00 | 0.00 | 1,666,666.67 |
| 53304 063_DS CARLSBAD USD 2016 | | 0.00 | 0.00 | 0.00 | 0.00 | 12,437.26 |
| 53308 063_DS CARLSBAD UNIF 201 | | 0.00 | 0.00 | 0.00 | 0.00 | 4,669.41 |
| 53309 063_DS CARLSBAD UNIF2006 | | 1,666,666.67 | 0.00 | 1,666,666.67 | (1,666,666.67) | 301,352.72 |
| 53313 063_DS CARLSBAD UNIF 200 | | 0.00 | 0.00 | 0.00 | 0.00 | 3,431.57 |
| 53318 064_DS OCEANSIDE USD 200 | | 0.00 | 0.00 | 0.00 | 0.00 | 14,677.11 |
| 53329 061_DS POWAY UNIF 2007-1 | | 0.00 | 0.00 | 0.00 | 0.00 | 66,245.46 |
| 53332 050_DS SAN DIEGO UNIFIED | | 950,219.00 | 0.00 | 950,219.00 | (950,219.00) | 929,009.97 |
| 53337 050_DS SD UNIFIED DS 200 | | 22,174,675.00 | 0.00 | 22,174,675.00 | (22,174,675.00) | 56,673.67 |
| 53338 050_DS SD UNIFIED DS 200 | | 24,397,987.50 | 0.00 | 24,397,987.50 | (24,397,987.50) | 62,268.74 |
| 53339 050_DS SD UNIFIED DS 200 | | 27,605,037.50 | 0.00 | 27,605,037.50 | (27,605,037.50) | 105,601.20 |
| 53346 050_DS SAN DIEGO UNIF 20 | | 1,145,156.25 | 0.00 | 1,145,156.25 | (1,145,156.25) | 7,674.02 |
| 53347 050_DS SAN DIEGO UNIF 20 | | 1,445,193.75 | 0.00 | 1,445,193.75 | (1,445,193.75) | 9,853.25 |
| 53362 065_DS SAN MARCO UNIFIED | | 0.00 | 0.00 | 0.00 | 0.00 | 15,963.24 |
| 53363 065_DS SAN MARCOS UNIFIE | | 0.00 | 0.00 | 0.00 | 0.00 | 4,113.79 |
| 53367 050_DS SAN DIEGO UNIF PR | | 0.00 | 0.00 | 0.00 | 0.00 | 4,995,550.00 |
| 53376 051_DS VISTA UNIFIED 201 | | 0.00 | 0.00 | 0.00 | 0.00 | 9,156.37 |
| 53379 064_DS OCEANSIDE USD 200 | | 172,375.00 | 0.00 | 172,375.00 | (172,375.00) | 8,625.40 |
| 53382 064_DS OCEANSIDE UNIF 20 | | 0.00 | 0.00 | 0.00 | 0.00 | 2,128.25 |
| 53383 064_DS OCEANSIDE UNIF 20 | | 673,125.00 | 0.00 | 673,125.00 | (673,125.00) | 6,838.86 |
| 53384 065_DS SAN MARCOS USD PR | | 2,210,000.00 | 0.00 | 2,210,000.00 | (2,210,000.00) | |
| 53386 189_DS BONSALL UNIFIED 2 | | 0.00 | 0.00 | 0.00 | 0.00 | 2,120.59 |
| 53388 189_DS BONSALL UNIFIED 2 | | 0.00 | 0.00 | 0.00 | 0.00 | 4,938.61 |
| 53389 065_DS SAN MARCOS USD 20 | | 0.00 | 0.00 | 0.00 | 0.00 | 17,216.80 |
| 53391 050_DS SAN DIEGO UNIFIED | | 4,995,550.00 | 0.00 | 4,995,550.00 | (4,995,550.00) | 18,905.96 |
| 53397 050_DS SAN DIEGO UNIF 20 | | 0.00 | 0.00 | 0.00 | 0.00 | 6,851.40 |
| 53398 050_DS SAN DIEGO UNIF 20 | | 21,205,250.00 | 0.00 | 21,205,250.00 | (21,205,250.00) | 90,596.20 |
| 53402 050_DS SAN DIEGO UNIF 20 | | 2,003,500.00 | 0.00 | 2,003,500.00 | (2,003,500.00) | 37,418.63 |
| 53403 050_DS SAN DIEGO UNIF 20 | | 868,868.75 | 0.00 | 868,868.75 | (868,868.75) | 12,485.72 |
| 53405 050_DS SAN DIEGO USD 201 | | 1,811,000.00 | 0.00 | 1,811,000.00 | (1,811,000.00) | 20,168.07 |
| 53406 050_DS SAN DIEGO USD 201 | | 3,800,750.00 | 0.00 | 3,800,750.00 | (3,800,750.00) | 25,332.87 |
| 53408 050_DS SAN DIEGO USD 200 | | 10,967,575.00 | 0.00 | 10,967,575.00 | (10,967,575.00) | 43,642.76 |
| 53410 050_DS SDUSD 2012 2017I | | 6,856,325.00 | 0.00 | 6,856,325.00 | (6,856,325.00) | 52,308.96 |
| 53411 050_DS SDUSD 2012 2017J | | 4,092,100.00 | 0.00 | 4,092,100.00 | (4,092,100.00) | 19,622.67 |
| 53417 050_DS SDUSD 2019 2018B | | 792,025.00 | 0.00 | 792,025.00 | (792,025.00) | 6,918.95 |
| 53419 050_DS SDUSD 2012 2019L | | 2,568,875.00 | 0.00 | 2,568,875.00 | (2,568,875.00) | 21,739.12 |
| 53420 050_DS SDUSD 2019 2018C | | 1,765,100.00 | 0.00 | 1,765,100.00 | (1,765,100.00) | 13,941.92 |
| 53421 065_DS SAN MARCOS USD 20 | | 0.00 | 0.00 | 0.00 | 0.00 | 14,443.22 |
| 53423 050_DS SAN DIEGO USD 202 | | 2,694,300.00 | 0.00 | 2,694,300.00 | (2,694,300.00) | 3,309.30 |
| 53424 050_DS SAN DIEGO USD 202 | | 4,984,000.00 | 0.00 | 4,984,000.00 | (4,984,000.00) | 8,765.04 |

# PERIODIC FINANCIAL STATEMENT - SCHEDULE OF REVENUES AND EXPENDITURES BY FUND AND ORGANIZATIONAL UNIT - GL041

Date:14-AUG-2025 13:12:48

COSD
Current Period:JUL-25

Currency: USD
No specific FUND requested

| FUND | ORG | EXPENDITURES | ENCUMBRANCES | EXPENDITURES & ENCUMBRANCES | REMAINING BUDGET | REVENUE |
|---|---|---|---|---|---|---|
| 53425 189_DS BONSALL UNIFIED 2 | | 0.00 | 0.00 | 0.00 | 0.00 | 1,166.58 |
| 53426 050_DS SDUSD MEAS YY 202 | | 6,488,650.00 | 0.00 | 6,488,650.00 | (6,488,650.00) | 48,472.73 |
| 53427 050_DS SDUSD PROP S 2021 | | 1,773,172.50 | 0.00 | 1,773,172.50 | (1,773,172.50) | 12,314.30 |
| 53428 050_DS SDUSD PROP Z 2020 | | 3,794,200.00 | 0.00 | 3,794,200.00 | (3,794,200.00) | 28,573.36 |
| 53429 050_DS SAN DIEGO USD 202 | | 4,754,082.87 | 0.00 | 4,754,082.87 | (4,754,082.87) | 35,202.96 |
| 53430 048_DS MT EMP 2018 2019 | | 0.00 | 0.00 | 0.00 | 0.00 | 923.40 |
| 53431 048_DS MT EMPIRE USD 202 | | 0.00 | 0.00 | 0.00 | 0.00 | 715.06 |
| 53432 050_DS SAN DIEGO USD 202 | | 5,602,431.25 | 0.00 | 5,602,431.25 | (5,602,431.25) | 120,738.35 |
| 53433 050_DS SAN DIEGO USD 202 | | 1,585,100.00 | 0.00 | 1,585,100.00 | (1,585,100.00) | 23,723.44 |
| 53434 050_DS SAN DIEGO USD 202 | | 1,951,343.75 | 0.00 | 1,951,343.75 | (1,951,343.75) | 68,834.82 |
| 53435 051_DS VISTA USD 2019A M | | 0.00 | 0.00 | 0.00 | 0.00 | 6,133.68 |
| 53436 051_DS VISTA UNIFIED 202 | | 0.00 | 0.00 | 0.00 | 0.00 | 27,791.12 |
| 53437 051_DS VISTA USD 2022B | | 0.00 | 0.00 | 0.00 | 0.00 | 26,298.98 |
| 53438 048_DS MT EMPIRE USD 202 | | 0.00 | 0.00 | 0.00 | 0.00 | 638.78 |
| 53440 063_DS CARLSBAD 2019A ME | | 0.00 | 0.00 | 0.00 | 0.00 | 6,846.19 |
| 53441 063_DS CARLSBAD USD 2021 | | 0.00 | 0.00 | 0.00 | 0.00 | 7,216.31 |
| 53445 064_DS OCEANSIDE 2008E P | | 0.00 | 0.00 | 0.00 | 0.00 | 3,518.49 |
| 53446 064_DS OCEANSIDE PROP H | | 0.00 | 0.00 | 0.00 | 0.00 | 8,484.22 |
| 53447 064_DS OCEANSIDE 2020REF | | 0.00 | 0.00 | 0.00 | 0.00 | 4,014.34 |
| 53449 064_DS OCEANSIDE USD 202 | | 0.00 | 0.00 | 0.00 | 0.00 | 5,541.35 |
| 53450 062_DS_BORREGO 2018A MEA | | 0.00 | 0.00 | 0.00 | 0.00 | 1,446.15 |
| 53451 064_DS OCEANSIDE USD 202 | | 0.00 | 0.00 | 0.00 | 0.00 | 4,637.04 |
| 53452 064_DS OCEANSIDE USD 202 | | 0.00 | 0.00 | 0.00 | 0.00 | 1,237.08 |
| 53453 064_DS OCEANSIDE USD 200 | | 0.00 | 0.00 | 0.00 | 0.00 | 2,700.68 |
| 53454 064_DS OCEANSIDE USD 202 | | 0.00 | 0.00 | 0.00 | 0.00 | 23,054.85 |
| 53455 009_DS CHULA VISTA ESD 2 | | 0.00 | 0.00 | 0.00 | 0.00 | 2,366.87 |
| 53456 009_DS CHULA VISTA ESD 2 | | 0.00 | 0.00 | 0.00 | 0.00 | 19,219.89 |
| 53457 009_DS CHULA VISTA ESD 2 | | 0.00 | 0.00 | 0.00 | 0.00 | 27,673.55 |
| 53458 047_DS CORONADO USD 2022 | | 0.00 | 0.00 | 0.00 | 0.00 | 4,927.80 |
| 53459 009_DS CHULA VISTA ESD 2 | | 0.00 | 0.00 | 0.00 | 0.00 | 5,862.81 |
| 53466 065_DS SAN MARCOS USD 20 | | 0.00 | 0.00 | 0.00 | 0.00 | 2,210,000.00 |
| 53500 050_DS SDUSD 2023 ZR-2 | | 4,760,375.00 | 0.00 | 4,760,375.00 | (4,760,375.00) | 21,530.53 |
| 53501 050_DS SDUSD 2023 ZR-3 | | 1,515,625.00 | 0.00 | 1,515,625.00 | (1,515,625.00) | 8,020.02 |
| 53502 050_DS SDUSD 2023 ZR-4A | | 444,375.00 | 0.00 | 444,375.00 | (444,375.00) | 3,617.05 |
| 53503 050_DS SDUSD 2023 ZR-4B | | 2,547,500.00 | 0.00 | 2,547,500.00 | (2,547,500.00) | 20,843.03 |
| 53504 050_DS SDUSD MEAS U 2023 | | 13,326,197.00 | 0.00 | 13,326,197.00 | (13,326,197.00) | 82,714.12 |
| 53505 050_DS SDUSD MEAS YY 202 | | 59,276,825.00 | 0.00 | 59,276,825.00 | (59,276,825.00) | 245,799.11 |
| 53506 050_DS SDUSD PROP S 2023 | | 1,997,875.00 | 0.00 | 1,997,875.00 | (1,997,875.00) | 25,775.05 |
| 53507 050_DS SDUSD 2023 SR-3A | | 860,875.00 | 0.00 | 860,875.00 | (860,875.00) | 9,753.10 |
| 53508 050_DS SDUSD 2023 R-6 | | 810,750.00 | 0.00 | 810,750.00 | (810,750.00) | 2,951.58 |
| 53509 050_DS SDUSD 2024 REF SR | | 1,257,875.00 | 0.00 | 1,257,875.00 | (1,257,875.00) | 10,021.44 |
| 53510 050_DS SDUSD 2024 REF ZR | | 3,377,625.00 | 0.00 | 3,377,625.00 | (3,377,625.00) | 26,833.95 |
| 53511 050_DS SDUSD 2024 REF R- | | 383,000.00 | 0.00 | 383,000.00 | (383,000.00) | 3,092.82 |
| 53512 050_DS SDUSD 2025 REF SR | | 128,679.17 | 0.00 | 128,679.17 | (128,679.17) | 536.75 |
| 53513 050_DS SDUSD 2025 REF ZR | | 492,404.87 | 0.00 | 492,404.87 | (492,404.87) | 1,796.60 |
| 53514 050_DS SDUSD MEAS U TAX | | 0.00 | 0.00 | 0.00 | 0.00 | 10,307,506.36 |
| 53515 050_DS SDUSD PROP S 2024 | | 47,615,500.00 | 0.00 | 47,615,500.00 | (47,615,500.00) | 169,490.16 |
| 53516 050_DS SDUSD MEAS YY 202 | | 64,015,700.00 | 0.00 | 64,015,700.00 | (64,015,700.00) | 227,805.83 |
| 53517 050_DS SDUSD MEAS U 2024 | | 61,049,511.39 | 0.00 | 61,049,511.39 | (61,049,511.39) | 240,508.26 |
| 53518 050_DS SDUSD 2025 REF R- | | 2,278,522.91 | 0.00 | 2,278,522.91 | (2,278,522.91) | |
| 53519 050_DS SDUSD 2025 REF R- | | 317,989.58 | 0.00 | 317,989.58 | (317,989.58) | |

# PERIODIC FINANCIAL STATEMENT - SCHEDULE OF REVENUES AND EXPENDITURES BY FUND AND ORGANIZATIONAL UNIT - GL041

Date:14-AUG-2025 13:12:48

COSD

Current Period JUL-25

Currency USD

No specific FUND requested

| FUND | ORG | EXPENDITURES | ENCUMBRANCES | EXPENDITURES & ENCUMBRANCES | REMAINING BUDGET | REVENUE |
|---|---|---|---|---|---|---|
| 53520 050_DS SDUSD 2025 REF SR | | 381,711.11 | 0.00 | 381,711.11 | (381,711.11) | |
| 53521 050_DS SDUSD 2025 REF SR | | 715,584.72 | 0.00 | 715,584.72 | (715,584.72) | |
| 53522 050_DS SDUSD 2025 REF ZR | | 1,316,149.30 | 0.00 | 1,316,149.30 | (1,316,149.30) | |
| 53523 050_DS SDUSD 2025 REF ZR | | 121,447.93 | 0.00 | 121,447.93 | (121,447.93) | |
| 53600 064_DS OCEANSIDE USD 202 | | 0.00 | 0.00 | 0.00 | 0.00 | 2,160.67 |
| 53601 064_DS OCEANSIDE USD 202 | | 0.00 | 0.00 | 0.00 | 0.00 | 15,206.27 |
| 53602 064_DS OCEANSIDE USD 202 | | 0.00 | 0.00 | 0.00 | 0.00 | 5,140.77 |
| 53603 064_DS OCEANSIDE USD 202 | | 0.00 | 0.00 | 0.00 | 0.00 | 673,125.00 |
| 53604 064_DS OCEANSIDE USD 202 | | 0.00 | 0.00 | 0.00 | 0.00 | 172,375.00 |
| 53605 064_DS OCEANSIDE USD 202 | | 0.00 | 0.00 | 0.00 | 0.00 | 4,218,714.85 |
| 56703 001_DS ALPINE ELEM 1999B | | 0.00 | 0.00 | 0.00 | 0.00 | 963.07 |
| 56706 007_DS CARDIFF SCH DIST | | 0.00 | 0.00 | 0.00 | 0.00 | 8,698.99 |
| 56731 014_DS ENCINITAS USD 201 | | 0.00 | 0.00 | 0.00 | 0.00 | 14,714.73 |
| 56732 006_DS CAJON VALLEY USD | | 0.00 | 0.00 | 0.00 | 0.00 | 7,435.53 |
| 56734 006_DS CAJON VALLEY USD | | 0.00 | 0.00 | 0.00 | 0.00 | 3,337.82 |
| 56735 009_DS CHULA VISTA ELEM | | 0.00 | 0.00 | 0.00 | 0.00 | 4,930.36 |
| 56738 014_DS ENCINITAS USD 201 | | 0.00 | 0.00 | 0.00 | 0.00 | 2,776.72 |
| 56747 016_DS FALLBROOK ELEM 20 | | 0.00 | 0.00 | 0.00 | 0.00 | 2,773.55 |
| 56749 016_DS FALLBROOK UN ELEM | | 0.00 | 0.00 | 0.00 | 0.00 | 493.86 |
| 56752 016_DS FALLBROOK UN ELEM | | 0.00 | 0.00 | 0.00 | 0.00 | 11,659.78 |
| 56753 009_DS CHULA VISTA ELEM | | 0.00 | 0.00 | 0.00 | 0.00 | 2,107.38 |
| 56755 006_DS CAJON VALLEY USD | | 0.00 | 0.00 | 0.00 | 0.00 | 1,729.24 |
| 56758 017_DS JAMUL ELEM 2004A | | 0.00 | 0.00 | 0.00 | 0.00 | 2,221.66 |
| 56762 020_DS LA MESA SPRING VA | | 0.00 | 0.00 | 0.00 | 0.00 | 16,742.49 |
| 56763 021_DS LEMON GROVE DS 19 | | 0.00 | 0.00 | 0.00 | 0.00 | 321.78 |
| 56764 021_DS LEMON GROVE DS 19 | | 0.00 | 0.00 | 0.00 | 0.00 | 5,856.11 |
| 56765 021_DS LEMON GROVE DS 19 | | 0.00 | 0.00 | 0.00 | 0.00 | 1,518.69 |
| 56770 028_DS RANCHO SANTA FE 2 | | 0.00 | 0.00 | 0.00 | 0.00 | 28.78 |
| 56771 020_DS RANCHO SANTA FE 2 | | 0.00 | 0.00 | 0.00 | 0.00 | 2,442.83 |
| 56774 009_DS CHULA VISTA ELEM | | 0.00 | 0.00 | 0.00 | 0.00 | 3,026.08 |
| 56783 032_DS SANTEE SCHOOL DIS | | 0.00 | 0.00 | 0.00 | 0.00 | 1,993.76 |
| 56786 033_DS SAN YSIDRO 1997D | | 0.00 | 0.00 | 0.00 | 0.00 | 21,458.69 |
| 56797 019_DS LAKESIDE USD 2008 | | 0.00 | 0.00 | 0.00 | 0.00 | 7,961.97 |
| 56799 010_DS DEHESA SCH DIST 2 | | 0.00 | 0.00 | 0.00 | 0.00 | 187.70 |
| 56801 010_DS DEHESA SCH DIST 2 | | 0.00 | 0.00 | 0.00 | 0.00 | 193.91 |
| 56805 033_DS SAN YSIDRO 2012 R | | 0.00 | 0.00 | 0.00 | 0.00 | 10,627.99 |
| 56806 006_DS CAJON VALLEY USD | | 0.00 | 0.00 | 0.00 | 0.00 | 5,381.64 |
| 56807 023_DS NATIONAL SCH DIST | | 0.00 | 0.00 | 0.00 | 0.00 | 2,417.15 |
| 56808 033_DS SAN YSIDRO 2015 R | | 0.00 | 0.00 | 0.00 | 0.00 | 14,655.84 |
| 56809 021_DS LEMON GROVE SD 20 | | 0.00 | 0.00 | 0.00 | 0.00 | 1,488.86 |
| 56811 015_DS ESCONDIDO USD 201 | | 0.00 | 0.00 | 0.00 | 0.00 | 902.72 |
| 56812 019_DS LAKESIDE USD 2015 | | 0.00 | 0.00 | 0.00 | 0.00 | 1,136.15 |
| 56813 006_DS CAJON VALLEY USD | | 0.00 | 0.00 | 0.00 | 0.00 | 4,982.75 |
| 56814 028_DS RANCHO SANTA FE S | | 0.00 | 0.00 | 0.00 | 0.00 | 15,779.95 |
| 56815 014_DS ENCINITAS USD 201 | | 0.00 | 0.00 | 0.00 | 0.00 | 3,849.83 |
| 56816 017_DS JAMUL DULZURA USD | | 0.00 | 0.00 | 0.00 | 0.00 | 388.54 |
| 56817 032_DS SANTEE SCHOOL DIS | | 179,300.00 | 0.00 | 179,300.00 | (179,300.00) | 13,608.64 |
| 56818 032_DS SANTEE SCHOOL DIS | | 0.00 | 0.00 | 0.00 | 0.00 | 2,163.79 |
| 56819 006_DS CAJON VALLEY USD | | 0.00 | 0.00 | 0.00 | 0.00 | 11,606.24 |
| 56820 035_DS SOUTH BAY USD 201 | | 0.00 | 0.00 | 0.00 | 0.00 | 4,857.40 |
| 56821 035_DS SOUTH BAY USD 200 | | 0.00 | 0.00 | 0.00 | 0.00 | 605.24 |

## PERIODIC FINANCIAL STATEMENT - SCHEDULE OF REVENUES AND EXPENDITURES BY FUND AND ORGANIZATIONAL UNIT - GL041

Date:14-AUG-2025 13:12:48

COSD
Current Period:JUL-25

Currency: USD
No specific FUND requested

| FUND | ORG | EXPENDITURES | ENCUMBRANCES | EXPENDITURES & ENCUMBRANCES | REMAINING BUDGET | REVENUE |
|---|---|---|---|---|---|---|
| 56822 035_DS SOUTH BAY USD 201 | | 0.00 | 0.00 | 0.00 | 0.00 | 549.60 |
| 56823 023_DS NATIONAL SCH DIST | | 0.00 | 0.00 | 0.00 | 0.00 | 951.98 |
| 56824 019_DS LAKESIDE USD 2016 | | 0.00 | 0.00 | 0.00 | 0.00 | 2,649.88 |
| 56825 009_DS CHULA VISTA ELEM | | 0.00 | 0.00 | 0.00 | 0.00 | 10,038.17 |
| 56826 034_DS SOLANA BCH SFID 2 | | 0.00 | 0.00 | 0.00 | 0.00 | 8,826.49 |
| 56827 007_DS CARDIFF SCH DIST | | 0.00 | 0.00 | 0.00 | 0.00 | 2,866.89 |
| 56829 015_DS ESCONDIDO USD 201 | | 0.00 | 0.00 | 0.00 | 0.00 | 3,248.50 |
| 56830 014_DS ENCINITAS USD 201 | | 0.00 | 0.00 | 0.00 | 0.00 | 6,081.60 |
| 56832 021_DS LEMON GROVE SD 20 | | 0.00 | 0.00 | 0.00 | 0.00 | 2,958.82 |
| 56834 032_DS SANTEE SCHOOL DIS | | 0.00 | 0.00 | 0.00 | 0.00 | 5,099.20 |
| 56835 006_DS CAJON VALLEY USD | | 0.00 | 0.00 | 0.00 | 0.00 | 5,314.85 |
| 56836 015_DS ESCONDIDO USD 201 | | 0.00 | 0.00 | 0.00 | 0.00 | 2,000.98 |
| 56837 019_DS LAKESIDE USD 2014 | | 0.00 | 0.00 | 0.00 | 0.00 | 3,286.30 |
| 56839 064_DS OCEANSIDE USD 201 | | 0.00 | 0.00 | 0.00 | 0.00 | 567.94 |
| 56840 007_DS CARDIFF SCH DIST | | 0.00 | 0.00 | 0.00 | 0.00 | 2,117.76 |
| 56841 034_DS SOLANA BCH SFID 2 | | 0.00 | 0.00 | 0.00 | 0.00 | 9,855.97 |
| 56842 021_DS LEMON GROVE SD 20 | | 0.00 | 0.00 | 0.00 | 0.00 | 1,614.13 |
| 56843 011_DS DEL MAR 2018ELEC | | 0.00 | 0.00 | 0.00 | 0.00 | 7,334.42 |
| 56845 032_DS SANTEE MEAS S SER | | 0.00 | 0.00 | 0.00 | 0.00 | 19,905.32 |
| 56848 006_DS CAJON VLY USD 202 | | 0.00 | 0.00 | 0.00 | 0.00 | 7,134.72 |
| 56849 050_DS SAN DIEGO USD 202 | | 775,153.25 | 0.00 | 775,153.25 | (775,153.25) | 6,675.14 |
| 56850 015_DS ESCONDIDO ELEM PR | | 0.00 | 0.00 | 0.00 | 0.00 | 1,276.74 |
| 56851 009_DS CHULA VISTA MEAS | | 0.00 | 0.00 | 0.00 | 0.00 | 18,896.63 |
| 56852 014_DS ENCINITAS 2020 RE | | 0.00 | 0.00 | 0.00 | 0.00 | 3,107.50 |
| 56854 019_DS LAKESIDE USD 2021 | | 0.00 | 0.00 | 0.00 | 0.00 | 2,982.08 |
| 56855 033_DS SAN YSIDRO MEAS U | | 0.00 | 0.00 | 0.00 | 0.00 | 4,874.14 |
| 56856 033_DS SAN YSIDRO MEAS T | | 0.00 | 0.00 | 0.00 | 0.00 | 3,550.70 |
| 56857 023_DS NATIONAL ELEM 201 | | 0.00 | 0.00 | 0.00 | 0.00 | 1,247.59 |
| 56858 015_DS ESCONDIDO ELEM 20 | | 0.00 | 0.00 | 0.00 | 0.00 | 1,375.54 |
| 56859 020_DS LA MESA SPRNG VLY | | 0.00 | 0.00 | 0.00 | 0.00 | 2,685.77 |
| 56860 015_DS ESCONDIDO UN ESD | | 0.00 | 0.00 | 0.00 | 0.00 | 396.08 |
| 56861 010_DS DEHESA ESD 2012B | | 0.00 | 0.00 | 0.00 | 0.00 | 37.98 |
| 56862 010_DS DEHESA ESD 2022A | | 0.00 | 0.00 | 0.00 | 0.00 | 229.09 |
| 56863 010_DS DEHESA ESD 2022B | | 0.00 | 0.00 | 0.00 | 0.00 | 159.60 |
| 56864 010_DS DEHESA ESD 2022C | | 0.00 | 0.00 | 0.00 | 0.00 | 23.47 |
| 56865 015_DS ESCONDIDO ESD 201 | | 0.00 | 0.00 | 0.00 | 0.00 | (23.67) |
| 56866 011_DS DEL MAR ESD 2022B | | 0.00 | 0.00 | 0.00 | 0.00 | 16,315.24 |
| 56867 021_DS LEMON GROVE ESD 2 | | 0.00 | 0.00 | 0.00 | 0.00 | 1,170.74 |
| 56868 021_DS LEMON GROVE ESD 2 | | 0.00 | 0.00 | 0.00 | 0.00 | 913.22 |
| 56869 023_DS NATIONAL ESD 2016 | | 0.00 | 0.00 | 0.00 | 0.00 | 1,213.19 |
| 56870 035_DS SOUTH BAY USD 201 | | 0.00 | 0.00 | 0.00 | 0.00 | 3,450.95 |
| 56871 035_DS SOUTH BAY ESD 200 | | 0.00 | 0.00 | 0.00 | 0.00 | 1,546.14 |
| 56872 035_DS SOUTH BAY ESD 202 | | 0.00 | 0.00 | 0.00 | 0.00 | 3,923.71 |
| 56873 035_DS SOUTH BAY USD 202 | | 0.00 | 0.00 | 0.00 | 0.00 | 564,086.25 |
| 56875 006_DS CAJON VALLEY ESD | | 0.00 | 0.00 | 0.00 | 0.00 | 7,370.29 |
| 56876 006_DS CAJON VALLEY ESD | | 0.00 | 0.00 | 0.00 | 0.00 | 32,726.25 |
| 56877 033_DS SAN YSIDRO MEAS U | | 0.00 | 0.00 | 0.00 | 0.00 | 11,518.47 |
| 56878 033_DS SAN YSIDRO MEAS T | | 0.00 | 0.00 | 0.00 | 0.00 | 11,805.48 |
| 56879 033_DS SAN YSIDRO ESD 20 | | 0.00 | 0.00 | 0.00 | 0.00 | 5,651.98 |
| 56880 020_DS LA MESA-SV ESD 20 | | 0.00 | 0.00 | 0.00 | 0.00 | 13,547.89 |
| 56881 006_DS CAJON VALLEY ESD | | 0.00 | 0.00 | 0.00 | 0.00 | 7,633.40 |

# PERIODIC FINANCIAL STATEMENT - SCHEDULE OF REVENUES AND EXPENDITURES BY FUND AND ORGANIZATIONAL UNIT - GL041

Date:14-AUG-2025 13:12:48

COSD
Current Period JUL-25

Currency: USD
No specific FUND requested

| FUND | ORG | EXPENDITURES | ENCUMBRANCES | EXPENDITURES & ENCUMBRANCES | REMAINING BUDGET | REVENUE |
|---|---|---|---|---|---|---|
| 56882 020_DS LA MESA-SV ESD 20 | | 0.00 | 0.00 | 0.00 | 0.00 | 1,993.03 |
| 56886 032_DS SANTEE ESD 2025A | | 0.00 | 0.00 | 0.00 | 0.00 | 179,300.00 |
| 57521 040_DS ESCONDIDO UN HI 2 | | 0.00 | 0.00 | 0.00 | 0.00 | 7,210.26 |
| 57523 040_DS ESCONDIDO UHSD 20 | | 0.00 | 0.00 | 0.00 | 0.00 | 343.66 |
| 57531 042_DS GROSSMONT UNION H | | 0.00 | 0.00 | 0.00 | 0.00 | 26,794.17 |
| 57532 042_DS GROSSMONT UNION H | | 0.00 | 0.00 | 0.00 | 0.00 | 55,314.44 |
| 57533 042_DS GROSSMONT UNION H | | 0.00 | 0.00 | 0.00 | 0.00 | 27,071.23 |
| 57537 042_DS GROSSMONT UNION H | | 0.00 | 0.00 | 0.00 | 0.00 | 22,004,140.87 |
| 57542 043_DS JULIAN UHSD 2010E | | 0.00 | 0.00 | 0.00 | 0.00 | 1,012.74 |
| 57544 042_DS GROSSMONT UHSD 20 | | 612,744.44 | 0.00 | 612,744.44 | (612,744.44) | 7,841.79 |
| 57545 042_DS GROSSMONT UHSD 20 | | 0.00 | 0.00 | 0.00 | 0.00 | 5,878.90 |
| 57546 042_DS GROSSMONT UHSD 20 | | 1,573,375.00 | 0.00 | 1,573,375.00 | (1,573,375.00) | 22,054.95 |
| 57547 042_DS GROSSMONT UHSD SI | | 21,990,000.00 | 0.00 | 21,990,000.00 | (21,990,000.00) | |
| 57548 042_DS GROSSMONT UHSD 20 | | 0.00 | 0.00 | 0.00 | 0.00 | 13,996.61 |
| 57549 042_DS GROSSMONT UHSD EL | | 0.00 | 0.00 | 0.00 | 0.00 | 7,045.85 |
| 57551 045_DS SAN DIEGUITO UHSD | | 0.00 | 0.00 | 0.00 | 0.00 | 1,701.93 |
| 57553 045_DS SAN DIEGUITO UHSD | | 1,515,512.50 | 0.00 | 1,515,512.50 | (1,515,512.50) | 13,193.25 |
| 57555 045_DS SAN DIEGUITO UHSD | | 0.00 | 0.00 | 0.00 | 0.00 | 15,879.78 |
| 57556 042_DS GROSSMONT UHSD EL | | 0.00 | 0.00 | 0.00 | 0.00 | 10,315.17 |
| 57558 042_DS GROSSMONT UHSD 20 | | 0.00 | 0.00 | 0.00 | 0.00 | 2,706.79 |
| 57559 046_DS SWEETWATER UNION | | 2,083,005.00 | 0.00 | 2,083,005.00 | (2,083,005.00) | 6,970.65 |
| 57562 046_DS SWEETWATER UN HIG | | 0.00 | 0.00 | 0.00 | 0.00 | 31,046.43 |
| 57564 046_DS SWEETWATER UHSD 2 | | 4,695,500.00 | 0.00 | 4,695,500.00 | (4,695,500.00) | 21,232.01 |
| 57565 046_DS SWEETWATER UHSD 2 | | 0.00 | 0.00 | 0.00 | 0.00 | 26,560.00 |
| 57566 046_DS SWEETWATER UHSD 2 | | 0.00 | 0.00 | 0.00 | 0.00 | 27,818.69 |
| 57567 041_DS FALLBROOK UNION H | | 0.00 | 0.00 | 0.00 | 0.00 | 1,660.11 |
| 57568 046_DS SWEETWATER UHSD 2 | | 0.00 | 0.00 | 0.00 | 0.00 | 4,413.32 |
| 57569 061_DS POWAY SFID2002-1 | | 0.00 | 0.00 | 0.00 | 0.00 | 23,695.02 |
| 57572 061_DS POWAY USD SFID 20 | | 7,623,425.00 | 0.00 | 7,623,425.00 | (7,623,425.00) | 41,307.21 |
| 57574 042_DS GROSSMONT UHSD 20 | | 0.00 | 0.00 | 0.00 | 0.00 | 3,968.66 |
| 57576 045_DS SAN DIEGUITO UHSD | | 0.00 | 0.00 | 0.00 | 0.00 | 3,271.78 |
| 57577 042_DS GROSSMT UHSD 2016 | | 0.00 | 0.00 | 0.00 | 0.00 | 10,085.99 |
| 57578 042_DS GROSSMT 2016 2019 | | 0.00 | 0.00 | 0.00 | 0.00 | 8,339.03 |
| 57579 042_DS GROSSMT 2008 2019 | | 0.00 | 0.00 | 0.00 | 0.00 | 2,642.90 |
| 57580 042_DS GROSSMT PROP U 20 | | 0.00 | 0.00 | 0.00 | 0.00 | 6,309.28 |
| 57581 045_DS SAN DIEGUITO UHSD | | 0.00 | 0.00 | 0.00 | 0.00 | 42,473.76 |
| 57582 041_DS FALLBROOK UHSD 20 | | 0.00 | 0.00 | 0.00 | 0.00 | 1,702.00 |
| 57583 042_DS GROSSMT 2008 PROP | | 0.00 | 0.00 | 0.00 | 0.00 | 1,970.89 |
| 57585 045_DS SAN DIEGUITO UHSD | | 0.00 | 0.00 | 0.00 | 0.00 | 4,736.44 |
| 57587 045_DS SAN DIEGUITO UHSD | | 0.00 | 0.00 | 0.00 | 0.00 | 9,739.32 |
| 57588 041_DS FALLBROOK UHSD 20 | | 0.00 | 0.00 | 0.00 | 0.00 | 5,008.05 |
| 57589 042_DS GROSSMONT UHSD 20 | | 0.00 | 0.00 | 0.00 | 0.00 | 5,465.75 |
| 57590 046_DS SWEETWATER UHSD 2 | | 0.00 | 0.00 | 0.00 | 0.00 | 63,457.39 |
| 57591 046_DS SWEETWATER USHD 2 | | 0.00 | 0.00 | 0.00 | 0.00 | 5,517.26 |
| 57592 046_DS SWEETWATER UHSD 2 | | 0.00 | 0.00 | 0.00 | 0.00 | 4,695,500.00 |
| 57595 042_DS GROSSMONT UHSD 20 | | 0.00 | 0.00 | 0.00 | 0.00 | 2,171,000.00 |
| 57596 042_DS GROSSMONT UHSD 20 | | 0.00 | 0.00 | 0.00 | 0.00 | 15,119.44 |
| 57598 045_DS SAN DIEGUITO UHSD | | 0.00 | 0.00 | 0.00 | 0.00 | 1,515,512.50 |
| 58490 053_DS GROSS CUY CC 2021 | | 0.00 | 0.00 | 0.00 | 0.00 | 14,360.71 |
| 58491 053_DS GROSS CUY CC 2021 | | 0.00 | 0.00 | 0.00 | 0.00 | 15,559.20 |
| 58492 053_DS GROSS CUY CC 2018 | | 0.00 | 0.00 | 0.00 | 0.00 | 8,679.61 |

## PERIODIC FINANCIAL STATEMENT - SCHEDULE OF REVENUES AND EXPENDITURES BY FUND AND ORGANIZATIONAL UNIT - GL041

Date:14-AUG-2025 13:12:48

COSD
Current Period:JUL-25

Currency: USD
No specific FUND requested

| FUND | ORG | EXPENDITURES | ENCUMBRANCES | EXPENDITURES & ENCUMBRANCES | REMAINING BUDGET | REVENUE |
|---|---|---|---|---|---|---|
| 58493 053_DS GROSS CUY CC 2018 | | 0.00 | 0.00 | 0.00 | 0.00 | 25,706.73 |
| 58494 053_DS GROSS CUY CC 2013 | | 0.00 | 0.00 | 0.00 | 0.00 | 383.07 |
| 58496 053_DS GROSS CUY COMM CO | | 0.00 | 0.00 | 0.00 | 0.00 | 88,096.37 |
| 58502 055_DS SOUTHWESTERN CC 2 | | 0.00 | 0.00 | 0.00 | 0.00 | 19,601.52 |
| 58508 055_DS SOUTHWESTERN CC 2 | | 0.00 | 0.00 | 0.00 | 0.00 | 14,791.67 |
| 58511 055_DS SOUTHWESTERN CC 2 | | 0.00 | 0.00 | 0.00 | 0.00 | 23,042.53 |
| 58512 055_DS SOUTHWESTERN CC 2 | | 0.00 | 0.00 | 0.00 | 0.00 | 20,218.79 |
| 58513 055_DS SOUTHWESTERN CC P | | 0.00 | 0.00 | 0.00 | 0.00 | 12,480.29 |
| 58514 055_DS SOUTHWESTERN CC P | | 0.00 | 0.00 | 0.00 | 0.00 | 7,944.19 |
| 58515 055_DS SOUTHWESTERN CC M | | 0.00 | 0.00 | 0.00 | 0.00 | 4,494.59 |
| 58516 055_DS SOUTHWESTERN CC 2 | | 0.00 | 0.00 | 0.00 | 0.00 | 20,182.31 |
| 58517 055_DS SOUTHWESTERN CC 2 | | 0.00 | 0.00 | 0.00 | 0.00 | 7,497.70 |
| 58518 052_DS PALOMAR CC DS 200 | | 0.00 | 0.00 | 0.00 | 0.00 | 24,331.63 |
| 58519 052_DS PALOMAR CC DS 200 | | 0.00 | 0.00 | 0.00 | 0.00 | 7,939.73 |
| 58521 052_DS PALOMAR CC DS 200 | | 0.00 | 0.00 | 0.00 | 0.00 | 15,955.16 |
| 58522 052_DS PALOMAR CC 2015 G | | 0.00 | 0.00 | 0.00 | 0.00 | 23,612.55 |
| 58523 052_DS PALOMAR CC 2017 R | | 0.00 | 0.00 | 0.00 | 0.00 | 14,162.82 |
| 58524 052_DS PALOMAR CC 2020 R | | 0.00 | 0.00 | 0.00 | 0.00 | 23,766.22 |
| 58525 052_DS_PALOMAR CC 2021 G | | 0.00 | 0.00 | 0.00 | 0.00 | 13,974.71 |
| 58535 054_DS MIRACOSTA CC 2016 | | 0.00 | 0.00 | 0.00 | 0.00 | 12,674.65 |
| 58536 054_DS MIRACOSTA CC 2016 | | 0.00 | 0.00 | 0.00 | 0.00 | 33,988.18 |
| 58537 054_DS MIRACOSTA CCD 201 | | 0.00 | 0.00 | 0.00 | 0.00 | 29,086.37 |
| 58540 055_DS SOUTHWESTERN CC 2 | | 0.00 | 0.00 | 0.00 | 0.00 | 31,683.68 |
| 58541 055_DS SOUTHWESTERN CC 2 | | 0.00 | 0.00 | 0.00 | 0.00 | 12,456.60 |
| 58560 060_DS SDCCD 2006 SERIES | | 0.00 | 0.00 | 0.00 | 0.00 | 32,299.69 |
| 58561 060_DS SDCCD 2016 REF | | 0.00 | 0.00 | 0.00 | 0.00 | 88,873.91 |
| 58562 060_DS SDCC2019REF PROPN | | 0.00 | 0.00 | 0.00 | 0.00 | 107,199.46 |
| 58563 060_DS SDCC2019REF PROPN | | 0.00 | 0.00 | 0.00 | 0.00 | 19,152.97 |
| 58564 060_DS SDCCD 2021 REF | | 0.00 | 0.00 | 0.00 | 0.00 | 62,876.31 |
| 58565 060_DS SDCCD 2024 REF | | 0.00 | 0.00 | 0.00 | 0.00 | 41,144.68 |
| 58570 061_DS POWAY USD 2025 RE | | 0.00 | 0.00 | 0.00 | 0.00 | 7,636,339.39 |
| REPORT TOTAL | | 715,031,402.15 | 3,579,562,193.94 | 4,294,593,596.09 | 7,026,484,374.46 | (19,234,688.61) |

COSD CLERK OF THE BOARD
2025 AUG 27 PM12:24

**AUDITOR AND CONTROLLER**
5500 OVERLAND AVE, SUITE 470, SAN DIEGO, CA 92123-1202
(858) 694-2176 FAX: (858) 694-2296

**TRACY DRAGER**
AUDITOR AND CONTROLLER

**JULIE BJERKE**
ASSISTANT AUDITOR AND CONTROLLER

August 27th, 2025

TO: Andrew Potter
Clerk of the Board of Supervisors

FROM: Tracy Drager
Auditor and Controller

REQUIRED REPORT FILINGS

Pursuant to the referenced statutory requirements, please file the following reports with the Board of Supervisors:

1. Periodic Financial Report for June 2025 - San Diego County Code of Administrative Ordinances - Section 91.5. This report consists of the Schedule of Balance Sheet and Cash Totals by Fund and the Schedule of Revenues and Expenditures by Fund and Organizational Unit.

2. Semi-Annual Report of Gifts and Donations of $5,000 or less for January 1, 2025, through June 30, 2025 – San Diego Code of Administrative Ordinances – Section 66, included in the June 2025 Periodic Financial Report.

3. Additional reports included in the June 2025 Periodic Financial Report:

   - Report of Replenishment of Shortages in County Funds for Fiscal Year Ended June 30, 2025 – Government Code 29390.1

   - Report of Cash Differences for Fiscal Year Ended June 30, 2025 – Government Code 29380.1

   - Report of Revolving Funds as of June 30, 2025 – Government Code 29321.1

If you have any questions, please contact Julie Bjerke, Assistant Auditor & Controller, at (858) 694-2216 (Office) or (858) 226-0733 (Cell).

TRACY DRAGER
Auditor and Controller

FAR:JB:am

Attachments

c: Julie Bjerke, Assistant Auditor & Controller

# COUNTY OF SAN DIEGO

## PERIODIC FINANCIAL REPORT
## June, 2025

Prepared By:
Auditor and Controller

**REPORTS ATTACHED IN ORDER OF PRESENTATION:**

1. SCHEDULE OF BALANCE SHEET AND CASH TOTALS BY FUND PURSUANT TO SAN DIEGO COUNTY CODE OF ADMINISTRATIVE ORDINANCES - SECTION 91.5

2. SCHEDULE OF REVENUES AND EXPENDITURES BY FUND AND ORGANIZATIONAL UNIT PURSUANT TO SAN DIEGO COUNTY CODE OF ADMINISTRATIVE ORDINANCES - SECTION 91.5

3. SEMI-ANNUAL REPORT OF GIFTS AND DONATIONS OF $5,000 OR LESS FOR JANUARY 1, 2025 THROUGH JUNE 30, 2025, PURSUANT TO SAN DIEGO COUNTY CODE OF ADMINISTRATIVE ORDINANCES - SECTION 66

4. REPORT OF REPLENISHMENT OF SHORTAGES IN COUNTY FUNDS FOR FISCAL YEAR ENDED JUNE 30, 2025 PURSUANT TO GOVERNMENT CODE 29390.1

5. REPORT OF CASH DIFFERENCES FOR FISCAL YEAR ENDED JUNE 30, 2025 PURSUANT TO GOVERNMENT CODE 29380.1

6. REPORT OF REVOLVING FUNDS AS OF JUNE 30, 2025 PURSUANT TO GOVERNMENT CODE 29321.1

# PERIODIC FINANCIAL STATEMENT - SCHEDULE OF BALANCE SHEET AND CASH TOTALS BY FUND - GL040

Date:13-AUG-2025 15:39:44

COSD

Current Period: ADJ-25

Currency: USD

No specific FUND requested

| FUND | ASSETS | LIABILITIES | FUND BALANCE | CASH |
|---|---|---|---|---|
| 10100 GENERAL FUND | 3,292,521,701.98 | 1,089,396,210.46 | 2,203,125,491.52 | 1,452,543,796.22 |
| 11100 ROAD FUND | 284,445,062.52 | 19,217,482.68 | 265,227,579.84 | 258,624,414.23 |
| 12020 CSHAF GILLESPIE HOUSING | 4,431,217.72 | 990,829.79 | 3,440,387.93 | 505,434.57 |
| 12022 CSHAF USDRIP HOUSING | 1,519,200.25 | 322,447.46 | 1,196,752.79 | 46,980.31 |
| 12150 S D COUNTY LIGHT MAINT DIST 1 | 5,855,742.63 | 139,784.07 | 5,715,958.56 | 5,765,782.44 |
| 12200 COUNTY LIBRARY | 14,980,672.14 | 4,069,984.38 | 10,910,687.76 | 14,423,386.95 |
| 12250 SHERF ASSET FORFEIT PRGM | 5,086,594.66 | 1,251,361.63 | 3,835,233.03 | 4,914,719.13 |
| 12251 SHERF ASSET FORFEIT US TREASURY | 3,656,046.14 | 53.10 | 3,655,993.04 | 3,610,479.45 |
| 12252 SHERF ASSET FORFEIT STATE | 4,322,468.40 | 4,203.99 | 4,318,264.41 | 4,249,674.03 |
| 12300 DA ASSET FORFEIT FEDERAL | 3,715,399.80 | | 3,715,399.80 | 3,665,384.68 |
| 12325 DA ASSET FORFEIT US TREASURY | 269,952.15 | | 269,952.15 | 266,208.55 |
| 12350 DA ASSET FORFEIT STATE | 1,211,216.34 | 5,000.00 | 1,206,216.34 | 1,164,267.53 |
| 12450 PROB ASSET FORFEIT PROG | 547,405.01 | | 547,405.01 | 202,678.22 |
| 12451 PROB ASSET FORFEIT US TREASURY | 533.86 | | 533.86 | 526.45 |
| 12452 PROB ASSET FORFEIT STATE | 14,867.18 | | 14,867.18 | 14,661.01 |
| 12500 SHERIFFS INCARC PPLS WELFARE | 14,816,025.89 | 2,826,432.38 | 11,989,593.51 | 13,167,727.21 |
| 12550 WARD WELFARE FUND | 906,613.64 | | 906,613.64 | 884,060.70 |
| 12555 PUB SAFETY PROP 172 SP REV | 138,510,758.07 | 44,321,592.31 | 94,189,165.76 | 41,058,953.50 |
| 12580 TOBACCO SECURITIZATION SR | 270,361,494.82 | 16,435,320.87 | 253,926,173.95 | 8,125,865.45 |
| 12600 SW ENVIRONMENTAL TRUST | 36,865,889.31 | 2,170,529.36 | 34,695,359.95 | 36,251,164.98 |
| 12650 INACTIVE WASTE SITE MGMT | 9,291,458.06 | 114,269.93 | 9,177,188.13 | 8,181,301.02 |
| 12675 WASTE PLANNING AND RECYCLING | 11,826,089.27 | 777,039.56 | 11,049,049.71 | 8,988,999.02 |
| 12700 HILLSBOROUGH LNDFL MAINT | 57.83 | | 57.83 | 57.03 |
| 12750 DUCK POND LANDFILL CLEANUP | 335,021.40 | | 335,021.40 | 330,375.45 |
| 12760 IHS PUBLIC AUTHORITY SPRE | 1,598,573.23 | 1,492,256.74 | 106,316.49 | 573,446.77 |
| 12810 CATV PEG FUND | 9,780,527.27 | 22,165.32 | 9,758,361.95 | 9,780,527.27 |
| 13004 PLD AREA 4 LINCOLN ACRES | 15,548.72 | | 15,548.72 | 15,333.10 |
| 13015 PLD AREA 15 SWEETWATER | 302.14 | | 302.14 | 297.95 |
| 13016 PLD AREA 16 OTAY | 442.09 | | 442.09 | 435.96 |
| 13019 PLD AREA 19 JAMUL | 4,786.54 | | 4,786.54 | 4,720.17 |
| 13020 PLD AREA 20 SPRING VALLEY | 11,596.04 | | 11,596.04 | 11,451.94 |
| 13025 PLD AREA 25 LAKESIDE | 2,495,635.17 | | 2,495,635.17 | 2,461,026.64 |
| 13026 PLD AREA 26 CREST | 181,259.44 | | 181,259.44 | 178,717.07 |
| 13027 PLD AREA 27 ALPINE | 423,526.42 | | 423,526.42 | 417,653.11 |
| 13028 PLD AREA 28 RAMONA | 739,075.30 | | 739,075.30 | 728,801.54 |
| 13029 PLD AREA 29 ESCONDIDO | 943,043.79 | | 943,043.79 | 929,966.01 |
| 13030 PLD AREA 30 SAN MARCOS | 1,031,218.03 | | 1,031,218.03 | 1,016,917.49 |
| 13031 PLD AREA 31 SAN DIEGUITO | 5,470,825.93 | | 5,470,825.93 | 5,394,958.59 |
| 13032 PLD AREA 32 CARLSBAD | 48,148.36 | | 48,148.36 | 47,480.66 |
| 13035 PLD AREA 35 FALLBROOK | 55,464.18 | | 55,464.18 | 54,695.01 |
| 13036 PLD AREA 36 BONSALL | 149,204.53 | | 149,204.53 | 141,022.25 |
| 13037 PLD AREA 37 VISTA | 970,877.70 | | 970,877.70 | 957,413.93 |
| 13038 PLD AREA 38 VALLEY CENTER | 81,805.63 | 447.56 | 81,358.07 | 80,661.84 |
| 13039 PLD AREA 39 PAUMA VALLEY | 600,009.65 | | 600,009.65 | 591,688.94 |
| 13040 PLD AREA 40 PALOMAR JULIAN | 409,164.99 | 36,731.60 | 372,433.39 | 333,744.48 |

# PERIODIC FINANCIAL STATEMENT - SCHEDULE OF BALANCE SHEET AND CASH TOTALS BY FUND - GL040

Date:13-AUG-2025 15:39:44

COSD

Current Period: ADJ-25

Currency: USD

No specific FUND requested

| FUND | ASSETS | LIABILITIES | FUND BALANCE | CASH |
|---|---|---|---|---|
| 13041 PLD AREA 41 MTN EMPIRE | 179,170.67 | | 179,170.67 | 176,686.00 |
| 13042 PLD AREA 42 ANZA BORREGO | 111,823.02 | | 111,823.02 | 110,272.30 |
| 13043 PLD AREA 43 CENTRAL MTN | 26,656.29 | | 26,656.29 | 25,286.63 |
| 13044 PLD AREA 44 OCEANSIDE | 4,655.89 | | 4,655.89 | 4,591.32 |
| 13045 PLD AREA 45 VALLE DE ORO | 19,550.20 | | 19,550.20 | 19,279.09 |
| 13049 PLD ADMINISTRATIVE FEE | 338,679.13 | 9,568.08 | 329,111.05 | 333,530.09 |
| 13050 PLD ALPINE IMPRV IMPACT FEE | 1,061,290.00 | | 1,061,290.00 | 1,046,723.87 |
| 13052 PLD BONSALL IMPRV IMPACT FEE | 1,043,323.18 | 444,057.51 | 599,265.67 | 1,021,792.97 |
| 13053 PLD CENTRL MTN IMPRV IMPCT FEE | 266,571.28 | | 266,571.28 | 262,878.55 |
| 13054 PLD COUNTY ISL IMPRV IMPCT FEE | 494,069.17 | | 494,069.17 | 487,217.61 |
| 13055 PLD CRESTDEHESA IMPV IMPCT FEE | 461,965.85 | | 461,965.85 | 455,691.50 |
| 13056 PLD DESERT IMPRV IMPACT FEE | 92,391.04 | | 92,391.04 | 91,296.16 |
| 13057 PLD FALLBROOK IMPRV IMPACT FEE | 700,764.78 | | 700,764.78 | 685,012.79 |
| 13058 PLD JAMUL IMPRV IMPACT FEE | 688,766.17 | | 688,766.17 | 679,514.33 |
| 13059 PLD JULIAN IMPRV IMPACT FEE | 230,669.53 | | 230,669.53 | 227,498.57 |
| 13060 PLD LAKESIDE IMPRV IMPACT FEE | 1,313,606.15 | | 1,313,606.15 | 1,296,040.42 |
| 13061 PLD MTN EMPIRE IMPRV IMPCT FEE | 322,363.51 | | 322,363.51 | 318,173.77 |
| 13062 PLD NC METRO IMPRV IMPACT FEE | 3,116,815.63 | | 3,116,815.63 | 3,074,409.42 |
| 13063 PLD N MTN IMPRV IMPACT FEE | 73,552.70 | | 73,552.70 | 72,532.48 |
| 13065 PLD PALA PMA IMPRV IMPACT FEE | 128,374.70 | | 128,374.70 | 126,629.91 |
| 13066 PLD PENDLETON IMPRV IMPACT FEE | 125,602.02 | | 125,602.02 | 123,934.39 |
| 13067 PLD RAINBOW IMPRV IMPACT FEE | 58,833.13 | | 58,833.13 | 58,017.25 |
| 13068 PLD RAMONA IMPRV IMPACT FEE | 1,119,794.28 | | 1,119,794.28 | 1,094,987.60 |
| 13069 PLD SAN DGTO IMPRV IMPACT FEE | 830,514.24 | | 830,514.24 | 815,239.00 |
| 13070 PLD SPRING VY IMPRV IMPACT FEE | 940,230.63 | 660,766.03 | 279,464.60 | 915,455.25 |
| 13071 PLD SWEETWATR IMPRV IMPACT FEE | 213,169.24 | | 213,169.24 | 210,395.08 |
| 13072 PLD VALLE DE ORO IMPV IMPT FEE | 752,891.84 | | 752,891.84 | 734,906.09 |
| 13073 PLD VALLEY CTR IMPRV IMPCT FEE | 2,316,246.21 | | 2,316,246.21 | 2,284,923.69 |
| 13080 PLD ALPINE LAND ACQ IMPACT FEE | 93,833.37 | | 93,833.37 | 92,544.04 |
| 13082 PLD BONSALL LAND ACQ IMPCT FEE | 140,846.75 | | 140,846.75 | 138,948.59 |
| 13083 PLD CENTRL MTN LND ACQ IMP FEE | 43,785.71 | | 43,785.71 | 43,179.09 |
| 13084 PLD COUNTY ISL LND ACQ IMP FEE | 100,088.72 | | 100,088.72 | 98,700.73 |
| 13085 PLD CRESTDEHESA LD ACQ IMP FEE | 63,003.89 | | 63,003.89 | 62,146.73 |
| 13086 PLD DESERT LAND ACQ IMPACT FEE | 1,342.23 | | 1,342.23 | 1,326.20 |
| 13087 PLD FALLBROOK LND ACQ IMPT FEE | 200,015.07 | | 200,015.07 | 197,325.21 |
| 13088 PLD JAMUL LAND ACQ IMPACT FEE | 77,662.82 | | 77,662.82 | 76,616.62 |
| 13089 PLD JULIAN LAND ACQ IMPACT FEE | 9,006.37 | | 9,006.37 | 8,882.48 |
| 13090 PLD LAKESIDE LND ACQ IMPCT FEE | 163,715.54 | | 163,715.54 | 161,500.21 |
| 13091 PLD MTN EMPIRE LND ACQ IMP FEE | 4,533.61 | | 4,533.61 | 4,474.45 |
| 13092 PLD NC METRO LND ACQ IMPCT FEE | 370,144.78 | | 370,144.78 | 365,112.83 |
| 13093 PLD N MTN LAND ACQ IMPACT FEE | 2,876.73 | | 2,876.73 | 2,836.83 |
| 13095 PLD PALA PMA LND ACQ IMPCT FEE | 8,244.10 | | 8,244.10 | 8,131.85 |
| 13096 PLD PENDLETON LND ACQ IMPT FEE | 3,610.49 | | 3,610.49 | 3,562.38 |
| 13097 PLD RAINBOW LAND ACQ IMPCT FEE | 1,535.53 | | 1,535.53 | 1,514.24 |
| 13098 PLD RAMONA LAND ACQ IMPACT FEE | 146,115.87 | | 146,115.87 | 143,514.32 |

# PERIODIC FINANCIAL STATEMENT - SCHEDULE OF BALANCE SHEET AND CASH TOTALS BY FUND - GL040

Date:13-AUG-2025 15:39:44

COSD

Current Period: ADJ-25

Currency: USD

No specific FUND requested

| FUND | ASSETS | LIABILITIES | FUND BALANCE | CASH |
|---|---|---|---|---|
| 13099 PLD SAN DGTO LND ACQ IMPCT FEE | 866,195.03 | | 866,195.03 | 852,380.82 |
| 13100 PLD SPRING VY LND ACQ IMPT FEE | 452,257.52 | | 452,257.52 | 446,048.26 |
| 13101 PLD SWEETWATR LND ACQ IMPT FEE | 116,134.43 | | 116,134.43 | 114,573.97 |
| 13102 PLD VALLE DE ORO LD ACQ IM FEE | 152,206.12 | | 152,206.12 | 148,904.41 |
| 13103 PLD VALLEY CTR LND ACQ IMP FEE | 73,253.42 | | 73,253.42 | 72,307.61 |
| 13112 PLD BONSALL IN LIEU FEE | 144,405.25 | | 144,405.25 | 142,402.70 |
| 13117 PLD FALLBROOK IN LIEU FEE | 2,283.75 | | 2,283.75 | 2,041.71 |
| 13120 PLD LAKESIDE IN LIEU FEE | 37,814.67 | | 37,814.67 | 37,290.27 |
| 13122 PLD NC METRO IN LIEU FEE | 52,735.65 | | 52,735.65 | 52,004.34 |
| 13128 PLD RAMONA IN LIEU FEE | 3,770.63 | | 3,770.63 | 3,718.34 |
| 13129 PLD SAN DGTO IN LIEU FEE | 116,745.44 | | 116,745.44 | 115,159.65 |
| 13130 PLD SPRING VY IN LIEU FEE | 50,719.13 | | 50,719.13 | 49,985.45 |
| 13131 PLD SWEETWATR IN LIEU FEE | 1,003.06 | | 1,003.06 | 989.15 |
| 13132 PLD VALLE DE ORO IN LIEU FEE | 46,534.94 | | 46,534.94 | 45,889.61 |
| 13133 PLD VALLEY CTR IN LIEU FEE | 122,762.46 | | 122,762.46 | 121,060.04 |
| 13695 SANCAL 2023 CPH LAB COC RELOC | 3,584,618.60 | 152,571.24 | 3,432,047.36 | |
| 14005 PRD 6 PAUMA VALLEY | 193,117.17 | 1,940.18 | 191,176.99 | 190,335.09 |
| 14010 PRD 8 MAGEE ROAD PALA | 98,027.66 | 1,385.83 | 96,641.83 | 96,672.05 |
| 14015 PRD 9 SANTA FE ZONE B | 237,409.25 | 2,378.59 | 235,030.66 | 233,989.21 |
| 14020 PRD 10 DAVIS DRIVE | 51,522.31 | 1,087.43 | 50,434.88 | 50,799.95 |
| 14025 PRD 11 BERNARDO ROAD ZN A | 110,522.56 | 921.30 | 109,601.26 | 109,005.38 |
| 14030 PRD 11 BERNARDO ROAD ZN C | 11,275.94 | 764.08 | 10,511.86 | 11,110.08 |
| 14035 PRD 11 BERNARDO ROAD ZN D | 41,110.26 | 2,266.81 | 38,843.45 | 40,508.16 |
| 14040 PRD 12 LOMAIR | 154,640.30 | 944.00 | 153,696.30 | 152,456.78 |
| 14045 PRD 13 PALA MESA ZONE A | 156,873.92 | 4,643.51 | 152,230.41 | 154,573.63 |
| 14050 PRD 13 STEWART CANYON ZN B | 84,134.94 | 1,075.86 | 83,059.08 | 82,384.76 |
| 14060 PRD 16 WYNOLA | 170,202.06 | 1,486.11 | 168,715.95 | 167,794.73 |
| 14065 CSA 17 SAN DIEGUITO AMBUL | 3,776.07 | 3,776.07 | | |
| 14070 PRD 18 HARRISON PARK | 92,053.64 | 1,598.66 | 90,454.98 | 90,616.54 |
| 14080 PRD 20 DAILY ROAD | 252,726.78 | 4,900.88 | 247,825.90 | 249,149.09 |
| 14085 PRD 21 PAUMA HEIGHTS | 583,915.26 | 1,947.99 | 581,967.27 | 575,626.08 |
| 14090 PRD 22 WEST DOUGHERTY ST | 5,246.39 | 721.09 | 4,525.30 | 5,167.06 |
| 14095 PRD 23 ROCK TERRACE ROAD | 23,975.96 | 843.40 | 23,132.56 | 23,648.40 |
| 14100 PRD 24 MT WHITNEY ROAD | 107,782.13 | 1,521.68 | 106,260.45 | 106,286.04 |
| 14105 CSA 26 RANCHO SAN DIEGO | 95,598.23 | 5,583.20 | 90,015.03 | 69,822.76 |
| 14110 CSA 26 COTTONWD VILLG ZN A | 392,314.96 | 21,974.35 | 370,340.61 | 387,105.98 |
| 14115 CSA 26 MONTE VISTA ZN B | 195,103.42 | 18,583.24 | 176,520.18 | 192,214.51 |
| 14118 CSA 26 SD LANDSCAPE MAINT ZN 1 | 190,742.45 | | 190,742.45 | 188,005.28 |
| 14119 LMD ZONE 2 JULIAN | 43,447.30 | 8,919.81 | 34,527.49 | 40,523.70 |
| 14120 PRD 30 ROYAL OAKS CARROLL | 51,377.65 | 1,324.78 | 50,052.87 | 50,585.09 |
| 14125 PRD 38 GAY RIO TERRACE | 85,155.37 | 1,376.02 | 83,779.35 | 83,914.53 |
| 14135 PRD 45 RINCON SPRINGS RD | 44,780.96 | 982.54 | 43,798.42 | 44,190.32 |
| 14140 PRD 46 ROCOSO ROAD | 250,671.45 | 1,097.20 | 249,574.25 | 246,851.59 |
| 14145 PRD 49 SUNSET KNOLLS ROAD | 71,587.17 | 906.34 | 70,680.83 | 70,582.71 |
| 14150 PRD 50 KNOLL PARK LANE | 69,188.91 | 748.81 | 68,440.10 | 68,212.24 |

# PERIODIC FINANCIAL STATEMENT - SCHEDULE OF BALANCE SHEET AND CASH TOTALS BY FUND - GL040

Date:13-AUG-2025 15:39:44

COSD
Current Period: ADJ-25

Currency: USD
No specific FUND requested

| FUND | ASSETS | LIABILITIES | FUND BALANCE | CASH |
|---|---|---|---|---|
| 14155 PRD 53 KNOLL PARK | 220,522.16 | 854.99 | 219,667.17 | 217,426.26 |
| 14160 PRD 54 MT HELIX | 144,217.57 | 1,279.56 | 142,938.01 | 142,230.08 |
| 14165 PRD 55 RAINBOW CREST RD | 396,955.26 | 1,887.61 | 395,067.65 | 391,452.47 |
| 14170 PRD 60 RIVER DRIVE | 129,854.76 | 1,395.53 | 128,459.23 | 128,020.04 |
| 14175 PRD 61 GREEN MEADOW WAY | 137,306.19 | 732.27 | 136,573.92 | 135,372.45 |
| 14180 PRD 63 HILLVIEW ROAD | 275,798.74 | 838.58 | 274,960.16 | 271,880.66 |
| 14190 CSA 69 HEARTLAND PARAMEDIC | 2,864.33 | 2,864.33 | | |
| 14195 PRD 70 EL CAMINO CORTO | 46,372.10 | 750.15 | 45,621.95 | 45,712.25 |
| 14200 PRD 75 GAY RIO DR ZONE A | 123,956.78 | 1,078.63 | 122,878.15 | 122,205.50 |
| 14205 PRD 75 GAY RIO DR ZONE B | 68,575.64 | 1,071.49 | 67,504.15 | 67,580.83 |
| 14220 PRD 76 KINGSFORD COURT | 57,368.53 | 846.39 | 56,522.14 | 56,564.10 |
| 14225 PRD 77 MONTIEL TRUCK TRAIL | 239,500.85 | 1,218.39 | 238,282.46 | 236,157.04 |
| 14230 PRD 78 GARDENA WAY | 78,759.68 | 739.62 | 78,020.06 | 77,645.28 |
| 14235 PRD 80 HARRIS TRUCK TRAIL | 186,510.04 | 1,187.38 | 185,322.66 | 183,821.68 |
| 14240 CSA 81 FALLBROOK LOCAL PK | 775,673.01 | 48,502.63 | 727,170.38 | 753,050.82 |
| 14245 CSA 83 SAN DIEGUITO LOC PK | 3,355,481.98 | 104,405.16 | 3,251,076.82 | 3,283,766.11 |
| 14246 CSA 83A ZONE A4S RANCH PRK 95155 | 403,165.46 | 74,348.04 | 328,817.42 | 330,310.55 |
| 14255 PRD 88 EAST FIFTH ST | 52,914.27 | 1,017.37 | 51,896.90 | 52,163.74 |
| 14265 PRD 90 SOUTH CORDOBA | 69,076.19 | 736.10 | 68,340.09 | 68,094.64 |
| 14270 PRD 94 ROBLE GRANDE ROAD | 302,690.44 | 1,094.81 | 301,595.63 | 298,440.77 |
| 14275 PRD 95 VALLE DEL SOL | 451,585.35 | 1,758.21 | 449,827.14 | 445,219.53 |
| 14280 PRD 99 ALLONDRA DEL CORVO | 127,047.04 | 958.48 | 126,088.56 | 125,336.50 |
| 14285 PRD 100 VIEJAS LANE VIEW | 3,259.14 | | 3,259.14 | 3,259.14 |
| 14290 PRD 101 JOHNSON LAKE RD | 138,471.53 | 1,482.49 | 136,989.04 | 136,607.51 |
| 14295 PRD 101 HI RIDGE RD ZONE A | 245,555.31 | 61,524.08 | 184,031.23 | 182,752.28 |
| 14300 PRD 102 MT MEADOW | 140,827.59 | 2,147.36 | 138,680.23 | 138,794.64 |
| 14315 PRD 103 ALTO DRIVE | 193,018.80 | 966.05 | 192,052.75 | 190,371.81 |
| 14320 PRD 104 ARTESIAN RD | 159,184.06 | 1,137.14 | 158,046.92 | 157,321.03 |
| 14330 PRD 105 ALTA LOMA DR | 208,052.30 | 47,448.52 | 160,603.78 | 159,385.26 |
| 14335 PRD 105 ALTA LOMA DR ZN A | 172,166.24 | 27,044.15 | 145,122.09 | 144,129.69 |
| 14340 PRD 106 GARRISON WAY ET AL | 94,635.18 | 1,604.87 | 93,030.31 | 92,786.36 |
| 14410 PRD 117 LEGEND ROCK | 170,018.26 | 1,867.38 | 168,150.88 | 168,083.29 |
| 14440 CSA 122 OTAY MESA EAST | 8,012.38 | | 8,012.38 | 7,901.26 |
| 14445 PRD 123 MIZPAH LANE | 71,307.29 | 939.03 | 70,368.26 | 70,330.49 |
| 14455 PRD 125 WRIGHTWOOD ROAD | 48,453.40 | 934.93 | 47,518.47 | 47,788.34 |
| 14460 PRD 126 SANDHURST WAY | 18,439.09 | 892.06 | 17,547.03 | 18,187.69 |
| 14465 PRD 127 SINGING TRAILS DR | 54,287.19 | 26,088.55 | 28,198.64 | 28,551.48 |
| 14470 CSA 128 SAN MIGUEL PARK | 1,268,646.07 | 123,062.86 | 1,145,583.21 | 1,165,365.45 |
| 14480 PRD 130 WILKES ROAD | 98,268.54 | 1,447.56 | 96,820.98 | 96,968.24 |
| 14500 PRD 133 RANCH CREEK ROAD | 242,966.92 | 1,150.74 | 241,816.18 | 239,693.97 |
| 14505 PRD 134 KENORA LANE | 43,449.52 | 852.17 | 42,597.35 | 42,872.13 |
| 14610 SDCFPD FIRE MITIGATION | 7,607,975.44 | 4,649.16 | 7,603,326.28 | 7,308,739.23 |
| 14611 SD COUNTY FIRE PROTECTION DIST | 7,570,730.32 | 1,209,589.42 | 6,361,140.90 | 6,311,583.80 |
| 14612 SDCFPD MT LAGUNA | 35,489.23 | | 35,489.23 | 34,782.36 |
| 14613 SDCFPD PALOMAR | 17,092.51 | 179.32 | 16,913.19 | 16,320.89 |

# PERIODIC FINANCIAL STATEMENT - SCHEDULE OF BALANCE SHEET AND CASH TOTALS BY FUND - GL040

Date:13-AUG-2025 15:39:44

COSD
Current Period: ADJ-25

Currency: USD
No specific FUND requested

| FUND | ASSETS | LIABILITIES | FUND BALANCE | CASH |
|---|---|---|---|---|
| 14614 SDCFPD DESCANSO | 133,123.75 | | 133,123.75 | 130,957.44 |
| 14615 SDCFPD DULZURA | 240.41 | | 240.41 | 167.26 |
| 14616 SDCFPD TECATE | 327.83 | | 327.83 | 261.25 |
| 14617 SDCFPD POTRERO | 836.82 | | 836.82 | 671.57 |
| 14618 SDCFPD JACUMBA | 4,865.42 | | 4,865.42 | 4,728.97 |
| 14619 SDCFPD RURAL WEST | 74,434.23 | | 74,434.23 | 71,079.50 |
| 14620 SDCFPD YUIMA | 1,667.76 | | 1,667.76 | 1,314.78 |
| 14621 SDCFPD JULIAN | 37,738.72 | | 37,738.72 | 36,448.92 |
| 14622 SDCFPD RAMONA | 122,758.75 | | 122,758.75 | 106,350.95 |
| 14624 SDCFPD BORREGO | 524,360.26 | | 524,360.26 | 517,367.85 |
| 14625 SDCFPD RAMONA EDU DELINQUENT | 1,342,484.53 | | 1,342,484.53 | 1,327,092.61 |
| 14810 CSA 135 DEL MAR 800MHZ ZONE B | 47,664.34 | | 47,664.34 | 46,940.74 |
| 14830 CSA 135 POWAY 800 MHZ ZONE F | 15,098.78 | | 15,098.78 | 13,354.96 |
| 14840 CSA 135 SOLANA BCH 800MHZ ZN H | 8,873.61 | | 8,873.61 | 8,459.81 |
| 14850 CSA 135 BORR SPRNG FPD 800 ZN K | 26,861.35 | | 26,861.35 | 26,464.42 |
| 14900 CSA 136 SUNDANCE DET BASIN | 223,858.33 | 674.72 | 223,183.61 | 220,786.62 |
| 14907 CSA 138 VALLEY CENTER PARK | 234,040.64 | | 234,040.64 | 231,069.46 |
| 14995 COUNTY SERVICE AREA 17 | 7,528,401.28 | 689,195.50 | 6,839,205.78 | 7,409,381.24 |
| 14996 COUNTY SERVICE AREA 69 | 695,746.02 | 29,132.26 | 666,613.76 | 226,602.44 |
| 14997 SDCFPD AMBULANCE SERVICE AREA | 4,909,312.71 | 3,734,244.28 | 1,175,068.43 | 4,031,449.15 |
| 15000 SD CO FLOOD CONTROL DIST | 19,648,632.67 | 668,582.04 | 18,980,050.63 | 17,812,228.80 |
| 15226 BLACKWOLF MAINT ZN349781 | 147,387.45 | | 147,387.45 | 145,271.15 |
| 15227 LAKE RANCHO VIEJO MAINT ZN 4-4249- | 274,918.78 | 320.40 | 274,598.38 | 271,421.71 |
| 15228 PONDEROSA ESTATES MAINT ZN 3-5142- | 125,374.59 | | 125,374.59 | 123,663.34 |
| 15250 HCV ADMIN FEE RESERVE | 6,339,721.11 | 3,708,772.87 | 2,630,948.24 | |
| 15255 SDCHA RES REHAB | 2,344,459.73 | 131,442.76 | 2,213,016.97 | |
| 15260 PUBLIC HOUSING CIAP | 646.17 | 578.59 | 67.58 | |
| 15265 PH MELROSE HUD | 253,132.28 | 90,682.94 | 162,449.34 | |
| 15280 PH TOWNCENTER HUD | 243,748.29 | 187,159.01 | 56,589.28 | |
| 15295 MODERATE REHAB PROJ 3 HAP | 210,838.86 | | 210,838.86 | |
| 15305 HA VOUCHER PROG PROJECTS | 5,443,715.63 | 2,163,614.10 | 3,280,101.53 | |
| 15308 HCV FAMILY SELF SUFFICIENCY | 758,941.77 | 756,660.88 | 2,280.89 | |
| 15315 PH L ST HUD | 115,534.98 | 65,481.36 | 50,053.62 | |
| 15320 HOUS ASST MOD REHAB PRJ 4 | 893,822.07 | 61,678.43 | 832,143.64 | |
| 15325 PH DOROTHY HUD | 316,778.89 | 85,257.27 | 231,521.62 | |
| 15330 HA BUSINESS ACTIVITIES | 2,354,080.23 | 130,871.74 | 2,223,208.49 | |
| 15335 PH FIREBIRD FMHA | 806,839.23 | 501,925.96 | 304,913.27 | |
| 15345 HOUS AUTH FACILITY FUND | 89,501.48 | | 89,501.48 | |
| 15352 REDEV RENTAL SUBSIDY PROGRAM | 3,344.34 | 2,634.81 | 709.53 | |
| 15354 HA SANTEE SUCCESS HOUSING AGCY | 21,448,795.11 | 21,323,766.74 | 125,028.37 | |
| 15355 HA REAL ESTATE RESERVE | 2,025,696.62 | | 2,025,696.62 | |
| 15370 MAINSTREAM VOUCHER | 842,127.72 | 9,190.75 | 832,936.97 | |
| 15451 OTHER SERVICES - HARMONY GROVE FUN | 1,620,140.33 | 21,888.39 | 1,598,251.94 | 1,595,646.20 |
| 15452 FLOOD CONTROL - HARMONY GROVE FUND | 576,384.60 | | 576,384.60 | 568,293.31 |
| 15453 FIRE PROTECTION - HARMONY GROVE FU | 22,619.56 | | 22,619.56 | 18,852.64 |

# PERIODIC FINANCIAL STATEMENT - SCHEDULE OF BALANCE SHEET AND CASH TOTALS BY FUND - GL040

Date:13-AUG-2025 15:39:44

COSD

Current Period: ADJ-25

Currency: USD

No specific FUND requested

| FUND | ASSETS | LIABILITIES | FUND BALANCE | CASH |
|---|---|---|---|---|
| 15454 IMPROVEMENT - HARMONY GROVE FUND | 5,128.21 | | 5,128.21 | 0.09 |
| 15464 HORSE CRK RDG CFD 13-01 INTERIM MA | 642,567.63 | 571,556.40 | 71,011.23 | 633,656.74 |
| 15465 HORSE CRK RDG CFD 13-01 A-SPECIAL | 1,916,803.85 | 29,011.66 | 1,887,792.19 | 1,888,935.11 |
| 15466 HORSE CRK RDG FCD CFD 13-01 B-SPEC | 1,420,570.56 | | 1,420,570.56 | 1,401,057.63 |
| 15467 HORSE CRK RDG FIRE CFD 13-01 C-SPE | 253,277.12 | | 253,277.12 | 249,910.73 |
| 15468 MEADOWOOD PRK CFD 19-01 A-SPECIAL | 815,597.85 | 21,619.70 | 793,978.15 | 802,667.14 |
| 15469 MEADOWOOD FCD CFD 19-01 B-SPECIAL | 604,701.86 | | 604,701.86 | 596,285.02 |
| 15470 MEADOWOOD FIRE CFD 19-01 C-SPECIAL | 276,424.32 | | 276,424.32 | 272,602.35 |
| 15472 SWEETWTR PL MAINT CFD 19-02 SPECIA | 425,995.27 | 6,478.41 | 419,516.86 | 419,100.11 |
| 15473 PARK CIR MAINT CFD 19-03 SPECIAL T | 905,408.45 | | 905,408.45 | 892,920.32 |
| 15474 SDCFPD CFD 04-01 SPECIAL TAX A | 66,694.15 | | 66,694.15 | 65,795.38 |
| 15475 SDCFPD CFD 04-01 SPECIAL TAX B | 4,143.13 | | 4,143.13 | 4,090.70 |
| 15476 SDCFPD EOM CFD 9-1 SPCL TX A | 594,639.01 | | 594,639.01 | 586,392.78 |
| 15477 SDCFPD EOM CFD 9-1 SPCL TX B | 237,186.39 | | 237,186.39 | 74.36 |
| 15478 PIPER OTAY CFD 22-01 TAX A | 61,326.19 | | 61,326.19 | 60,537.32 |
| 15479 PIPER OTAY CFD 22-01 TAX B | 39,083.65 | 5,273.00 | 33,810.65 | 38,582.21 |
| 15480 SDCFPD BORREGO CFD 14-1 SPCL TX | 276,959.32 | | 276,959.32 | 273,131.99 |
| 15720 PRD 1003 ALAMO WAY | 784.09 | | 784.09 | 773.22 |
| 15740 PRD 1005 EDEN VALLEY LANE | 121,968.67 | 1,081.09 | 120,887.58 | 120,289.59 |
| 15765 PRD 1008 CANTER 97038 | 20,452.66 | 850.02 | 19,602.64 | 20,175.78 |
| 15774 PRD 1000 ZN1010 ALPINE HIGHLANDS 9 | 155,235.93 | 1,279.70 | 153,956.23 | 153,187.05 |
| 15775 PRD 1000 ZN1011 LA CUESTA 97040 | 118,109.92 | 1,387.76 | 116,722.16 | 116,482.76 |
| 15776 PRD 1000 ZN1012 MILLAR 97041 | 93,505.93 | 1,108.49 | 92,397.44 | 92,211.03 |
| 15777 PRD 1013 SINGING TRAILS | 81,450.03 | 927.08 | 80,522.95 | 80,354.33 |
| 15778 PRD 1014 LAVENDER PT LANE | 43,723.69 | 861.42 | 42,862.27 | 43,119.78 |
| 15779 PRD 1015 LANDAVO DRIVE ET AL | 99,747.46 | 1,000.25 | 98,747.21 | 98,382.19 |
| 15780 PRD 1016 EL SERENO WAY | (29,799.77) | | (29,799.77) | (29,368.73) |
| 15781 PRD 1017 KALBAUGH-HALEY-TOUB ST | 57,201.02 | 882.95 | 56,318.07 | 56,470.14 |
| 15850 SURVEY MONUMENT PRESRVATM | 1,124,620.44 | | 1,124,620.44 | 1,123,630.44 |
| 15890 SPECIAL AVIATION | 40,141.34 | | 40,141.34 | 139.38 |
| 15910 COSD FISH AND GAME PROPAGATION | 81,778.00 | | 81,778.00 | 78,349.52 |
| 17050 CSAF REDEV OBLIG RET | 2,450,307.17 | 476.90 | 2,449,830.27 | 2,437,291.46 |
| 21000 PENSION OBLIGATION BONDS | 150,290,358.70 | 148,529,345.99 | 1,761,011.71 | 988,592.67 |
| 21625 SANCAL2019 REV JUST FAC REF | 46,276.05 | | 46,276.05 | 907.33 |
| 21626 SANCAL2019 ADMIN JUST FAC REF | 2,550.13 | | 2,550.13 | |
| 21627 SANCAL2019 DS JUSTICE FAC REF | 1,937,249.99 | 1,937,249.99 | | |
| 21628 SANCAL2019 INV ERNG JST FC REF | 16,614.46 | | 16,614.46 | 167.26 |
| 21629 SANCAL2019 EXC ERNG JST FC REF | 2,363.69 | | 2,363.69 | 2,330.94 |
| 21633 SANCAL2020 ADMIN WATERFRONT REF | 10,127.42 | | 10,127.42 | |
| 21634 SANCAL2020 DS WATERFRONT REF | 24,341,931.24 | 24,341,931.24 | | |
| 21635 SANCAL2020 INV ERNG WATERFRONT REF | 7,156.01 | | 7,156.01 | 3.87 |
| 21637 SANCAL2020 REV WATERFRONT REF | 28,858.62 | | 28,858.62 | 175.57 |
| 21638 SANCAL2020 ADMN CEDAR KTTNR REF | 12,889.36 | | 12,889.36 | |
| 21639 SANCAL2020 DS CEDAR KTTNR REF | 24,643,026.91 | 24,643,026.91 | | |
| 21640 SANCAL2020 INV ERNG CEDAR KTTNR RE | 64,386.98 | | 64,386.98 | 12,953.02 |

# PERIODIC FINANCIAL STATEMENT - SCHEDULE OF BALANCE SHEET AND CASH TOTALS BY FUND - GL040

Date:13-AUG-2025 15:39:44

COSD
Current Period: ADJ-25

Currency: USD
No specific FUND requested

| FUND | ASSETS | LIABILITIES | FUND BALANCE | CASH |
|---|---|---|---|---|
| 21651 SANCAL2021 YTC COPS BASE RENT | 98,734.36 | | 98,734.36 | 23,908.35 |
| 21652 SANCAL2021 YTC COPS DEBT SVC | 86,543,512.01 | 86,524,250.00 | 19,262.01 | 19,259.95 |
| 21653 SANCAL2021 YTC COPS ADMIN | 8,168.82 | | 8,168.82 | |
| 21655 SANCAL2021 YTC COPS INV EARN | 20,714.92 | | 20,714.92 | 942.30 |
| 21656 SANCAL2021 YTC COPS EXC EARN | 3,687.46 | | 3,687.46 | |
| 21658 SANCAL 2023 CPH LAB PROJECT | 23,920,639.69 | 910,113.71 | 23,010,525.98 | |
| 21659 SANCAL 2023 CPH LAB BASE RENT | 1.17 | | 1.17 | |
| 21660 SANCAL 2023 CPH LAB DS FUND | 309,314,500.00 | 309,314,500.00 | | |
| 21661 SANCAL 2023 CPH LAB ADMIN FUND | 17,361.93 | | 17,361.93 | |
| 21662 SANCAL 2023 CPH LAB CAP INT | 11,945,833.95 | | 11,945,833.95 | |
| 21663 SANCAL 2023 CPH LAB INV EARN | 853.48 | | 853.48 | |
| 21666 SANCAL 2024 EDGEMOOR REF BASE RENT | 1,238.93 | | 1,238.93 | |
| 21667 SANCAL 2024 EDGEMOOR REF DS FUND | 35,131,000.00 | 35,131,000.00 | | |
| 21668 SANCAL 2024 EDGEMOOR REF ADMIN | 20,000.00 | | 20,000.00 | |
| 21670 SANCAL 2024 EDGEMOOR REF INV EARN | 29,495.76 | | 29,495.76 | |
| 22350 TOBACCO SECRTZN CORP S R | 261,239,954.34 | 358,403,067.23 | (97,163,112.89) | |
| 22351 TOBACCO COLLECTION AT S R | 344,964,108.50 | (102,713,728.70) | 447,677,837.20 | |
| 22370 06 TOBACCO SR DEBT SERV | 7,074,294.96 | 1,694,293.23 | 5,380,001.73 | |
| 22382 2019 TOB CLASS 1 SR LIQ RESERVE | 19,890,175.71 | 2,778,259.28 | 17,111,916.43 | |
| 22383 2019 TOB CLASS 2 SR LIQ RESERVE | 5,738,497.99 | 801,552.07 | 4,936,945.92 | |
| 22384 2019 TOB TURBO REDEMPTION | 27,007.72 | 123,585.52 | (96,577.80) | |
| 22390 2019 TOB COI FUND | | 716.80 | (716.80) | |
| 22391 2019 TOB OPERATING | 197,462.80 | 33,239.77 | 164,223.03 | |
| 22392 2019 TOB OPERATING CONTINGENCY | 20,309.68 | 9,450.93 | 10,858.75 | |
| 23210 CSAF GF DEBT SERVICE | 42,443.54 | | (3,964,773.13) | |
| 23211 CSAF GF INTEREST ACCT | 2,498,618.79 | 2,498,618.79 | | |
| 23212 CSAF GF PRINCIPAL ACCT | 2,905,000.00 | 2,905,000.00 | | |
| 23213 CSAF GF DEBT SER RESERVE | 942,861.29 | | 942,861.29 | |
| 23214 CSAF GF TURBO REDEMPTION FUND | 4.75 | | 4.75 | |
| 25011 SDRBA 2016 COC REVENUE | 342,152.86 | | 342,152.86 | 161,788.93 |
| 25012 SDRBA 2016 COC ADMIN | 837.38 | | 837.38 | |
| 25013 SDRBA 2016 COC DEBT SERVICE | 91,869,625.00 | 91,869,625.00 | | |
| 25014 SDRBA 2016 COC RESERVE | 4,178,000.00 | | 4,178,000.00 | 4,178,000.00 |
| 25015 SDRBA 2016 COC INVESTMENT EARNINGS | 227,665.11 | | 227,665.11 | 104,371.62 |
| 26000 CAPITAL OUTLAY FUND | 20,884,270.60 | 20,884,270.60 | | 3,810,329.39 |
| 26005 MAJOR MAINT CAPITAL OUTLAY FD | 8,607,523.33 | 8,607,523.33 | | 4,565,933.95 |
| 26015 CAPITAL MSCP ACQUISITION FUND | 1,033,331.87 | 1,033,331.87 | | 1,008,438.51 |
| 26025 COUNTY HEALTH COMPLEX | 27,797,104.76 | 27,797,104.76 | | 8,672,258.54 |
| 26050 JUSTICE FACILITY CONST | 4,609,825.68 | 4,609,825.68 | | 4,499,757.79 |
| 26075 LIBRARY PROJ CAPITAL OUTLAY FD | 2,499,240.37 | 2,499,240.37 | | 991,855.17 |
| 26125 EDGEMOOR DEVELOPMENT | 11,719,930.36 | 4,604,273.60 | 7,115,656.76 | 1,402,355.59 |
| 28075 CSAF USDRIP | 593,980.64 | 588,780.00 | 5,200.64 | 5,128.67 |
| 28076 CSAF GF IMPROVEMENT | 377.79 | | 377.79 | 372.55 |
| 28078 CSAF GF SRF | 7,670.81 | | 7,670.81 | 7,531.55 |
| 28079 CSAF GF ADMIN | 978,407.64 | 977,610.88 | 796.76 | 785.71 |

# PERIODIC FINANCIAL STATEMENT - SCHEDULE OF BALANCE SHEET AND CASH TOTALS BY FUND - GL040

Date:13-AUG-2025 15:39:44

COSD
Current Period: ADJ-25

Currency: USD
No specific FUND requested

| FUND | ASSETS | LIABILITIES | FUND BALANCE | CASH |
|---|---|---|---|---|
| 28080 CSAF GILLESPIE HOUSING | 347.79 | | 347.79 | 342.97 |
| 28081 CSAF USDRIP HOUSING | 387.98 | | 387.98 | 382.60 |
| 30050 AIRPORT ENTERPRISE | 145,610,516.55 | 112,832,668.93 | 32,777,847.62 | 30,916,250.97 |
| 30100 LIQUID WASTE ENTERPRISE | 2,115,309.09 | 1,015,787.47 | 1,099,521.62 | 1,003,697.76 |
| 30425 CMWSMD-ZONE B (CAMPO HILLS WATER) | 568,663.80 | 168,956.98 | 399,706.82 | 398,821.27 |
| 30427 CMWSMD-ZONE A (RANCHO DEL CAMPO WT | 3,147,965.34 | 123,429.21 | 3,024,536.13 | 2,941,332.36 |
| 30429 LIVE OAK SPRNGS WTR SYS CSA137 | 6,124,303.93 | 2,923,853.07 | 3,200,450.86 | 3,165,553.25 |
| 31500 SAN DIEGO COUNTY SANITATION DISTRI | 170,140,022.30 | 81,479,894.21 | 88,660,128.09 | 88,252,523.68 |
| 31550 SHF JAIL STORES COMMISSARY ENTERPR | 2,134,149.01 | 1,690,874.16 | 443,274.85 | 1,366,859.76 |
| 35500 INFORMATION TECHNOLOGY ISF | 56,732,397.45 | 50,253,344.43 | 6,479,053.02 | 38,253,231.99 |
| 35525 DPW EQUIP INTERNAL SERV | 7,749,574.69 | 870,003.68 | 6,879,571.01 | 6,820,745.51 |
| 35550 DPW ISF EQUIP ACQ ROAD FD | 33,496,256.51 | 17,707,823.78 | 15,788,432.73 | 15,232,355.45 |
| 35575 DPW ISF EQUIP ACQ INACTIVE WST GF | 951,973.63 | 100,679.42 | 851,294.21 | 836,285.81 |
| 35625 DPW ISF EQUIP ACQ AIRPORT | 2,004,385.42 | 655,304.35 | 1,349,081.07 | 1,320,181.27 |
| 35650 DPW ISF EQUIP ACQ GEN FND | 353,000.02 | 19,415.02 | 333,585.00 | 331,876.23 |
| 35675 DPW ISF EQUIP ACQ LIQ WST | 6,454,393.05 | 1,988,591.70 | 4,465,801.35 | 4,365,250.44 |
| 35800 PURCHASING ISF | 9,940,353.57 | 3,364,636.48 | 6,575,717.09 | 7,545,477.40 |
| 35925 PERMANENT RD DIV PRD ISF | 500,000.00 | | 500,000.00 | 342,400.00 |
| 36000 EMPLOYEE BENEFITS | 243,565,912.96 | 235,417,928.06 | 8,147,984.90 | 238,006,507.70 |
| 36025 INSURANCE ISF | 11,783,659.67 | 10,165,114.00 | 1,618,545.67 | 9,506,241.47 |
| 36050 PUBLIC LIABILTY INSURANCE | 104,197,609.33 | 113,648,892.85 | (9,451,283.52) | 102,720,385.05 |
| 37000 FLEET SERVICES ISF OPER AND MAINT | 7,593,017.41 | 2,537,992.95 | 5,055,024.46 | 5,252,707.29 |
| 37025 FLEET ISF EQUIP ACQ GENL | 123,021,163.37 | 80,288,424.33 | 42,732,739.04 | 34,750,215.43 |
| 37050 FLEET ISF MAT SUPP INV | 9,923,145.89 | 5,061,678.57 | 4,861,467.32 | 4,023,246.86 |
| 37075 FLEET ISF ACCIDENT REPAIR | 2,752,876.74 | 261,552.70 | 2,491,324.04 | 2,610,521.93 |
| 37600 FACILITIES MGMT INT SVC FD | 33,731,351.76 | 22,413,148.93 | 11,318,202.83 | 14,619,162.71 |
| 37650 MAJOR MAINTENANCE INT SVC FD | 4,156,746.15 | 3,969,528.25 | 187,217.90 | 1,483,524.69 |
| 41000 EQUITIZED CASH | 286,853.86 | 589,172.71 | (302,318.85) | 218,813.15 |
| 41600 RET SAL BENEFITS AP CNTY | 1,000,000.00 | 3,354.59 | 996,645.41 | 1,000,000.00 |
| 43500 NO CO CEMETERY ENDOWMENT CARE | 3,955,058.73 | | 3,955,058.73 | 3,899,867.95 |
| 43525 VALLEY CTR CEM PERP CARE | 320,030.22 | | 320,030.22 | 315,592.17 |
| 43575 RAMONA CEMTRY PERPET CARE | 633,861.96 | | 633,861.96 | 625,073.44 |
| 43585 VALLECITOS WATER DIST INVESTMENT | 1,031,806.36 | | 1,031,806.36 | 1,017,498.80 |
| 43590 RINCON DEL DIABLO MUNI WATER DIST | 3,111,397.28 | | 3,111,397.28 | 3,068,257.63 |
| 44000 NO COUNTY CEMETERY DIST | 1,185,104.37 | | 1,185,104.37 | 1,168,135.19 |
| 44001 NO CO CEMETERY ENDOWMENT INCOME | 304,657.39 | | 304,657.39 | 300,432.58 |
| 44005 NO CO CEMETERY CAP OUTLAY | 2,299,529.79 | 5,218.61 | 2,294,311.18 | 2,268,538.93 |
| 44010 POMERADO CEMETERY DIST | 2,209,707.12 | 205,000.00 | 2,004,707.12 | 2,177,985.26 |
| 44020 PMRDO CMTRY CAPTL OUTLAY | 360,507.37 | | 360,507.37 | 355,561.19 |
| 44025 RAMONA CEMETERY DIST | 1,177,870.79 | 6,425.45 | 1,171,445.34 | 1,160,765.75 |
| 44030 VALLEY CNTR CEMETERY DIST | 218,249.95 | | 218,249.95 | 215,378.94 |
| 44035 VLY CNTR CEM CAPTL OUTLAY | 4,215.84 | | 4,215.84 | 4,157.38 |
| 44038 CITY OF OCEANSIDE INVESTMENT | 141.17 | | 141.17 | 139.21 |
| 44039 CITY OF VISTA SDCO INVESTMENT FD | 93,188.47 | | 93,188.47 | 91,896.17 |
| 44041 CITY CHULA VISTA 2014 REF COP RESE | 1,908,623.68 | | 1,908,623.68 | 1,881,997.32 |

# PERIODIC FINANCIAL STATEMENT - SCHEDULE OF BALANCE SHEET AND CASH TOTALS BY FUND - GL040

Date:13-AUG-2025 15:39:44

COSD
Current Period: ADJ-25

Currency: USD
No specific FUND requested

| FUND | ASSETS | LIABILITIES | FUND BALANCE | CASH |
|---|---|---|---|---|
| 44042 CITY CHULA VISTA 2015 REF COP RESE | 2,357,056.04 | | 2,357,056.04 | 2,324,369.28 |
| 44043 CITY CHULA VISTA 2016 REF COP RESE | 1,067,578.24 | | 1,067,578.24 | 1,052,773.47 |
| 44046 CITY OF CHULA VISTA 2017A LEASE RE | 777,454.45 | | 777,454.45 | 766,673.01 |
| 44047 CITY OF CHULA VISTA 2017B LEASE RE | 13,335.46 | | 13,335.46 | 13,150.53 |
| 44048 MTS GENERAL INVESTMENT | 139,886,659.79 | | 139,886,659.79 | 137,688,911.83 |
| 44049 MTS SB 1 STA SGR | 8,779,222.17 | | 8,779,222.17 | 8,594,534.92 |
| 44050 SOLANA BEACH DEBT SERVICE | 187.17 | | 187.17 | 184.58 |
| 44051 NCTD INVESTMENT FUND | 49,726,482.08 | | 49,726,482.08 | 49,094,806.43 |
| 44052 CITY OF CORONADO INVESTMENT | 8,054,896.97 | | 8,054,896.97 | 7,943,246.10 |
| 44054 SANDAG I-15 RESERVE | 1,657,337.26 | | 1,657,337.26 | 1,634,353.93 |
| 44058 TRANSNET EXTENSION INVESTMENT | 115,490.36 | | 115,490.36 | 112,123.46 |
| 44059 ARJIS INVESTMENT | 6,356.81 | | 6,356.81 | 6,268.65 |
| 44060 CITY ENCINITAS INVESTMENT | 1,362,457.86 | | 1,362,457.86 | 1,343,583.80 |
| 44061 LEUCADIA WASTEWATER DISTRICT INVES | 0.17 | | 0.17 | 0.16 |
| 44063 SANTA FE IRRIGATION DIST INVESTMEN | 109,144.11 | | 109,144.11 | 107,631.48 |
| 44064 CANEBRAKE CO WATER DIST INVESTMENT | 485.14 | | 485.14 | 478.41 |
| 44067 VALLEY CENTER WATER DIST INVESTMEN | 2,749,570.99 | | 2,749,570.99 | 2,711,440.97 |
| 44068 SDHC INVESTMENT POOL FUND | 8,730,170.59 | | 8,730,170.59 | 8,609,103.88 |
| 44076 CITY OF DELMAR INVESTMENT | 3,098,025.28 | | 3,098,025.28 | 3,055,063.03 |
| 44077 NATIONAL CITY INVESTMENT FUND | 40,643,224.56 | | 40,643,224.56 | 40,079,599.67 |
| 44084 MTS LCTOP 14-15 | 31,758,911.03 | | 31,758,911.03 | 31,318,435.85 |
| 44085 CITY CHULA VISTA INVESTMT | 26,728.21 | | 26,728.21 | 26,357.61 |
| 44090 009_01_CFD CHULA VISTA ELM CF DIST | 4,014,780.18 | | 4,014,780.18 | 3,965,994.07 |
| 44095 009_02_CFD CHULA VISTA ELM CF DIST | 5,451.34 | | 5,451.34 | 5,375.74 |
| 44100 009_03_CFD CHULA VISTA ELM CF DIST | 1,613,020.02 | | 1,613,020.02 | 1,590,542.90 |
| 44105 009_04_CFD CHULA VISTA ELM CF DIST | 3,026,142.69 | | 3,026,142.69 | 2,987,376.21 |
| 44110 009_05_CFD CHULA VISTA ELM CF DIST | 977,444.06 | | 977,444.06 | 963,794.16 |
| 44115 009_06_CFD CHULA VISTA ELM CF DIST | 2,611,071.83 | | 2,611,071.83 | 2,581,407.19 |
| 44119 009_21 CFD CHULA VISTA CFD 21 | 5,499,463.74 | | 5,499,463.74 | 5,427,154.98 |
| 44120 009_10_CFD CHULA VISTA ELEM CFD 10 | 5,079,697.25 | | 5,079,697.25 | 5,013,833.86 |
| 44121 009_17_CFD CHULA VISTA ELEM CFD 17 | 3,892,497.04 | | 3,892,497.04 | 3,845,065.49 |
| 44122 009_18_CFD CHULA VISTA ELEM CFD 18 | 8,428,511.60 | | 8,428,511.60 | 8,313,754.20 |
| 44123 009_19_CFD CHULA VISTA ELEM CFD 19 | 5,898,859.22 | | 5,898,859.22 | 5,822,767.11 |
| 44124 009_20_CFD CHULA VISTA ELEM CFD 20 | 2,017,904.96 | | 2,017,904.96 | 1,995,030.04 |
| 44125 009_11_CFD CHULA VISTA ELEM CFD 11 | 2,721,611.86 | | 2,721,611.86 | 2,690,214.58 |
| 44126 009_12_CFD CHULA VISTA ELEM CFD 12 | 2,427,222.01 | | 2,427,222.01 | 2,396,038.38 |
| 44127 009_13_CFD CHULA VISTA ELEM CFD 13 | 4,098,863.40 | | 4,098,863.40 | 4,045,212.65 |
| 44128 009_14_CFD CHULA VISTA ELEM CFD 14 | 3,899,201.15 | | 3,899,201.15 | 3,850,980.75 |
| 44129 009_15_CFD CHULA VISTA ELEM CFD 15 | 2,006,489.95 | | 2,006,489.95 | 1,981,861.26 |
| 44130 046_01_CFD SWEETWATER HS CF DIST 1 | 26,205,085.67 | | 26,205,085.67 | 25,848,366.29 |
| 44135 046_02_CFD SWEETWATER HS CF DIST 2 | 2,000,530.29 | | 2,000,530.29 | 1,972,235.36 |
| 44140 046_03_CFD SWEETWATER HS CF DIST 3 | 13,257,876.29 | | 13,257,876.29 | 13,070,049.24 |
| 44145 046_04_CFD SWEETWATER HS CF DIST 4 | 15,169,689.98 | | 15,169,689.98 | 14,960,244.74 |
| 44149 046_14_CFD SWEETWATER HS CF DIST 1 | 14,769,853.01 | | 14,769,853.01 | 14,564,941.36 |
| 44150 046_05_CFD SWEETWATER HS CF DIST 5 | 4,155,699.56 | | 4,155,699.56 | 4,096,189.87 |

# PERIODIC FINANCIAL STATEMENT - SCHEDULE OF BALANCE SHEET AND CASH TOTALS BY FUND - GL040

Date:13-AUG-2025 15:39:44

COSD
Current Period: ADJ-25

Currency: USD
No specific FUND requested

| FUND | ASSETS | LIABILITIES | FUND BALANCE | CASH |
|---|---|---|---|---|
| 44151 046_15_CFD SWEETWATER HS CF DIST 1 | 7,849,088.56 | | 7,849,088.56 | 7,741,614.82 |
| 44152 046_16_CFD SWEETWATER HS CF DIST 1 | 7,560,181.82 | | 7,560,181.82 | 7,457,685.02 |
| 44153 046_17_CFD SWEETWATER HS CF DIST 1 | 18,191,860.11 | | 18,191,860.11 | 17,942,466.85 |
| 44154 046_18_CFD SWEETWATER HS CF DIST 1 | 17,446,615.80 | | 17,446,615.80 | 17,206,508.79 |
| 44155 046_19_CFD SWEETWATER HS CF DIST 1 | 1,610,706.85 | | 1,610,706.85 | 1,589,343.78 |
| 44156 046_19_CFD SWEETWATER HS CF DIST 1 | 6,844,345.30 | | 6,844,345.30 | 6,752,924.93 |
| 44157 046_20_CFD SWEETWATER HS CF DIST 2 | 9,078,407.47 | | 9,078,407.47 | 8,955,813.25 |
| 44450 NO CO CEMETERY PRENEED FUND | 4,340,311.04 | | 4,340,311.04 | 4,281,426.12 |
| 44510 MTS - SB 125 FUNDS | 181,134,861.14 | | 181,134,861.14 | 179,210,667.73 |
| 44564 SANDAG - SOURCEPOINT | 907.29 | | 907.29 | |
| 44565 SAFE FREEWAY CALL BOX | 253,284.77 | | 253,284.77 | 249,772.31 |
| 44568 SANDAG - SAFE PROGRAM | 8,929,195.19 | | 8,929,195.19 | 8,805,368.48 |
| 44569 SDCRTC 2020 BONDS | 4.08 | | 4.08 | |
| 44581 FUTURE IMPROVEMENTS | 3,796,330.73 | 3,796,330.73 | | 3,743,730.77 |
| 44583 TRANSPORTATION IMPACT FEE LUEG | 22,667,214.46 | 22,667,214.46 | | 22,350,942.86 |
| 44584 DRAINAGE FEE ORD 5586 NS LUEG | 14,242,900.53 | 14,242,900.53 | | 14,038,929.19 |
| 44586 DPW SUSPENSE FUND | 159,018.13 | 737.60 | 158,280.53 | 144,962.63 |
| 44587 RTCIP-RGLTRAN CNGSTN IMP PROG | 23,047,071.36 | 23,047,071.36 | | 22,722,418.89 |
| 44592 SDCSD MISCELLANEOUS TRUST FUND | 2,000.00 | 2,000.00 | | 2,000.00 |
| 44595 LOCAL AGENCY FORMATION AG | 1,599,759.25 | 196,437.02 | 1,403,322.23 | 1,599,759.25 |
| 44600 COMMUNITY SERV AGCY TRUST | 19,708,398.73 | 19,708,398.73 | | 19,665,337.73 |
| 44601 VICTIMS EMERGENCY RELIEF FUND | 33,378.76 | | 33,378.76 | |
| 44603 SDCRTC 2021 BONDS | 13.59 | | 13.59 | |
| 44605 LAW LIBRARY | 8,753,685.94 | 143,191.07 | 8,610,494.87 | 8,605,097.85 |
| 44625 SAN DIEGUITO RIVER VALLEY | 1,727,581.55 | 1,156,420.92 | 571,160.63 | 588,152.57 |
| 44634 SDRVJPA COAST FUND | 62,456.03 | | 62,456.03 | 62,456.03 |
| 44655 SAN DIEGUITO CAP PROJ | 49,677,917.61 | 49,437,783.04 | 240,134.57 | 209,604.18 |
| 44656 SAN DIEGUITO RESERVE FUND | 85,902.64 | | 85,902.64 | 84,498.28 |
| 44660 SO CA INTRGOV TRN AND DEV | 2,907,847.54 | 440,519.63 | 2,467,327.91 | 1,888,563.06 |
| 44670 SD GEOGRAPHIC INFO SANGIS | 995,482.16 | 136,572.16 | 858,910.00 | 978,368.11 |
| 44679 SYCUAN FEE TO TRUST AGREEMENT | 2,364,159.43 | | 2,364,159.43 | 2,364,159.43 |
| 44680 INDIAN GAMING SDF- COUNTYWIDE | 281,632.14 | | 281,632.14 | 277,726.57 |
| 44731 JAMUL INDIAN VILLAGE AGREEMENT | 1,791,419.10 | | 1,791,419.10 | 1,791,419.10 |
| 45606 SB1407 SCFCF-ICNA ASSESSMENTS | 452,080.26 | | 452,080.26 | 224,510.76 |
| 45607 SB857 PARKING PENALTY SURCHARGE | 300,919.81 | 4.03 | 300,915.78 | 149,206.81 |
| 45630 CAPITAL OUTLAY PROGRAM FUNDING | 802,100.00 | | 802,100.00 | 802,100.00 |
| 45660 RED AGY GILLES CAJVLY BD | 395,875.00 | | 395,875.00 | 395,875.00 |
| 45670 REDAGY GILLES CAVLY BDINT | 429,438.46 | | 429,438.46 | 417,953.42 |
| 45680 PUB ADMIN GUARDIAN ESTATE | 34,121,626.26 | | 34,121,626.26 | 27,225,794.56 |
| 45695 ST TRAN ASST SANDAG | 5,477,396.99 | 5,291,887.00 | 185,509.99 | 172,955.06 |
| 45700 ST TRAN ASST MTDB | 15,170,399.51 | 14,733,655.00 | 436,744.51 | 392,421.30 |
| 45740 LOCAL TRANSPORTATION | 37,176,239.05 | | 37,176,239.05 | 18,937,617.91 |
| 46600 090_00 SUPERINTENDENT OF SCHOOLS | 264,587.11 | | 264,587.11 | 33,924.16 |
| 46609 DCSS POST SDU FUND | 320.00 | | 320.00 | |
| 46615 DA FRAUD HOLDING FUND | 1,650,191.30 | 2,552.30 | 1,647,639.00 | 1,627,672.74 |

# PERIODIC FINANCIAL STATEMENT - SCHEDULE OF BALANCE SHEET AND CASH TOTALS BY FUND - GL040

Date:13-AUG-2025 15:39:44

COSD

Current Period: ADJ-25

Currency: USD

No specific FUND requested

| FUND | ASSETS | LIABILITIES | FUND BALANCE | CASH |
|---|---|---|---|---|
| 46616 DA PROP64 CONSUMER FRAUD | 9,346.46 | | 9,346.46 | 9,217.28 |
| 46618 PROP64 CONSUMER FRAUD-COUNTY | 222,731,399.86 | 2,058,552.22 | 220,672,847.64 | 219,610,712.83 |
| 46625 VECTOR CONTROL DISTRICT | 10,784,268.56 | 1,871,155.60 | 8,913,112.96 | 10,624,563.80 |
| 46630 PLU FIRE MITIGATION FEES | 831,005.97 | 811,421.32 | 19,584.65 | 802,100.43 |
| 46631 PDS PACE MITIGATION CREDIT FEES | 1,301,659.63 | | 1,301,659.63 | 1,283,608.71 |
| 46632 ABANDONED VEHICLE ABATEMENT | 1,857,478.18 | 2,934.82 | 1,854,543.36 | 1,831,717.25 |
| 46635 DAS IMPOUND ALTER DEPOSIT | 19,143.00 | 120.00 | 19,023.00 | 19,143.00 |
| 46640 SPAY DEP FORFEITURE ACCT | 1,325.00 | 120.00 | 1,205.00 | 1,325.00 |
| 46649 COM CORR PERF INCNTV FD-SD | 5,516,951.21 | | 5,516,951.21 | 5,444,454.86 |
| 46650 PROBATION | 10,320.41 | | 10,320.41 | 9,270.41 |
| 46652 PRO SOCIAL SECURITY TRUST | 56,346.60 | 311.55 | 56,035.05 | 55,576.14 |
| 46655 RECORDER | 590,685.09 | 123,121.65 | 467,563.44 | 573,247.84 |
| 46656 PRO SUSPENSE FUND | 2,303,751.75 | 1,128,850.24 | 1,174,901.51 | 2,303,751.75 |
| 46660 RECORDER SB21 | 145,777.00 | 129,447.00 | 16,330.00 | 129,447.00 |
| 46665 SHERIFF DETENTION CASH | 424,081.72 | 1,067.78 | 423,013.94 | 179.70 |
| 46670 TAX COLL TAX UNDERPYMT FD | 4,343.50 | | 4,343.50 | 4,343.50 |
| 46675 TREASURER | 2,019,094.57 | | 2,019,094.57 | 2,019,094.57 |
| 46680 TAX SALES REFUNDABLE TRUST | 49,731.06 | 49,731.06 | | 49,731.06 |
| 46685 SECURED TAX | 2,353,919.77 | 45,450.91 | 2,308,468.86 | 2,353,919.77 |
| 46690 UNSECURED TAX MANUAL PAYT | 930,902.19 | 63,238.47 | 867,663.72 | 930,902.19 |
| 46695 PRIOR SECURED TAX TAX COL | 656,594.16 | | 656,594.16 | 656,594.16 |
| 46700 HHS ADULT REPRESENTATIVE PAYEE | 3,996,618.00 | | 3,996,618.00 | 816,055.16 |
| 46705 REPRESENTATIVE PAYEE SSA SSI | 328,385.14 | 52,063.19 | 276,321.95 | 324,065.30 |
| 46710 SOC SERV OVERPAYMENT COLL | 6,237,814.15 | 357,779.16 | 5,880,034.99 | 5,806,856.58 |
| 46711 SOC SERV CHILD SUPPORT COLL | 53,289.01 | | 53,289.01 | 53,289.01 |
| 46720 SHERIFFS CIVIL TRUST | 2,076,904.78 | (2.00) | 2,076,906.78 | 1,999,543.22 |
| 46725 LAFCO | 11,999.88 | | 11,999.88 | 11,833.47 |
| 46726 LAFCO SPECIAL PROJECTS | 18,494.11 | | 18,494.11 | 18,237.64 |
| 46727 LAFCO JURISDICTIONAL PROJECTS | 24,239.38 | | 24,239.38 | 23,903.24 |
| 47025 CHILD DEVELOPMENT TRUST | 82,056.12 | 0.07 | 82,056.05 | 80,700.01 |
| 47150 CONSTRUCTION & DEMO DEBRIS MGT | 4,910,460.85 | 4,396,704.37 | 513,756.48 | 4,843,224.69 |
| 47280 PENALTY ASSESSMENT | 1,497,508.41 | | 1,497,508.41 | 1,045,287.60 |
| 47285 CRIMINAL JUSTICE FAC CONSTRUCT | 6,669,491.59 | 988,360.37 | 5,681,131.22 | 6,590,353.92 |
| 47290 COURTHOUSE CONSTRUCTION | 2,218,021.54 | 1,624,150.04 | 593,871.50 | 2,138,867.79 |
| 47350 TRIAL COURT OPERATIONS FD | 169,306.51 | 169,306.51 | | |
| 47500 ALPINE FPD | 1,448,960.65 | | 1,448,960.65 | 1,430,593.36 |
| 47505 ALPINE FIRE MITIGATON FEE | 22,055.61 | | 22,055.61 | 5,428.88 |
| 47510 BONITA SUNNYSIDE FPD | 3,309,288.55 | | 3,309,288.55 | 3,262,226.90 |
| 47512 BONITA SUNNYSIDE OPEB LIABILITY FD | 355.76 | | 355.76 | 350.82 |
| 47515 BONITA FPD CAPITAL OUTLAY | 130.47 | | 130.47 | 128.66 |
| 47520 BONITA FIRE MITIGATON FEE | 28,223.73 | | 28,223.73 | 2,765.38 |
| 47540 DEER SPRINGS FPD | 4,761,846.22 | | 4,761,846.22 | 4,694,191.80 |
| 47545 DEER SPRINGS FPD CAP OTLY | 12,725,804.29 | 1,252,404.50 | 11,473,399.79 | 12,522,502.77 |
| 47550 DEER SPR FIRE MITGATN FEE | 183,228.77 | | 183,228.77 | 133,087.45 |
| 47570 NORTH COUNTY FPD | 1,774,356.41 | | 1,774,356.41 | 1,738,073.77 |

# PERIODIC FINANCIAL STATEMENT - SCHEDULE OF BALANCE SHEET AND CASH TOTALS BY FUND - GL040

Date:13-AUG-2025 15:39:44

COSD
Current Period: ADJ-25

Currency: USD
No specific FUND requested

| FUND | ASSETS | LIABILITIES | FUND BALANCE | CASH |
|---|---|---|---|---|
| 47572 NRTH CNTY FPD CAP RESERVE | 8,285.87 | | 8,285.87 | 8,170.97 |
| 47575 RAINBOW FP SUB ZONE | 46,105.83 | | 46,105.83 | 45,898.48 |
| 47580 NORTH COUNTY FIRE MIT FEE | 3,249,686.41 | | 3,249,686.41 | 3,024,544.72 |
| 47585 RAINBOW SUB ZN FIRE MT FE | 4,514.04 | | 4,514.04 | 4,493.74 |
| 47610 LFPD-UNASSIGNED GENERAL FUND | 770,908.07 | | 770,908.07 | 713,337.20 |
| 47611 LFPD-ACCRUED LEAVE FUND | 13,208.20 | | 13,208.20 | 13,025.03 |
| 47615 LFPD CAPITAL RESERVE FUND | 5,362.06 | | 5,362.06 | 5,287.70 |
| 47616 LFPD SLEMSA AMBULANCE TRANSPORT | 547,317.25 | | 547,317.25 | 536,419.66 |
| 47617 LFPD SLEMSA | 558,143.02 | | 558,143.02 | 552,206.83 |
| 47630 LFPD-OPEB RESERVE FUND | 440.01 | | 440.01 | 433.91 |
| 47632 LFPD SDG&E MIT FUND | 2,458.80 | | 2,458.80 | 2,424.71 |
| 47635 LFPD-MITIGATION FEE FUND | 38,903.68 | | 38,903.68 | 10,270.82 |
| 47640 LOWER SWEETWATER FPD | 731,481.63 | | 731,481.63 | 721,706.68 |
| 47650 RANCHO SANTA FE FPD | 11,923,136.59 | | 11,923,136.59 | 11,761,222.59 |
| 47660 RSFFPD CONTRACT ALS | 226,531.22 | | 226,531.22 | 223,369.77 |
| 47665 RHO SF FIRE MITIGATON FEE | 2,426,112.30 | | 2,426,112.30 | 2,253,699.17 |
| 47675 SN MARCOS FIRE MITGAT FEE | 965.41 | | 965.41 | 952.02 |
| 47690 SAN MIGUEL FPD | 7,324,585.39 | | 7,324,585.39 | 7,205,353.01 |
| 47692 SAN MIGUEL FPD CFD 2022-1 | 16,897.09 | | 16,897.09 | 16,686.93 |
| 47700 SAN MIGUEL FPD BUDGET STABILIZATIO | 1,088,942.51 | | 1,088,942.51 | 1,074,117.60 |
| 47705 SAN MIGUEL CAPITAL RESERV | 844,911.60 | | 844,911.60 | 833,192.78 |
| 47710 SN MGL UNCOMPENSATD LEAVE | 11,713.21 | | 11,713.21 | 11,550.78 |
| 47715 SAN MIGUEL CAPITAL EQUIP | 1,150,085.81 | | 1,150,085.81 | 1,134,632.34 |
| 47720 SAN MIGUEL CAP FAC REPLCE | 5,725,406.73 | | 5,725,406.73 | 5,649,096.61 |
| 47725 SAN MIGUEL VEHICLE DEPREC | 3,981,511.27 | | 3,981,511.27 | 3,927,689.07 |
| 47730 SN MGL FPD CONTRACT SVC R | 559,995.60 | | 559,995.60 | 552,229.79 |
| 47735 SN MIGUEL FIRE MITGATN FE | 1,102,946.82 | | 1,102,946.82 | 991,994.97 |
| 47740 VISTA FPD | 1,646,142.61 | | 1,646,142.61 | 1,615,898.06 |
| 47745 VISTA FIRE MITIGATION FEE | 56,064.22 | | 56,064.22 | 32,231.39 |
| 47750 BORREGO SPRINGS FPD | 10,536.82 | | 10,536.82 | 10,536.82 |
| 47751 BORREGO SPRINGS FPD PROP Z | 658.77 | | 658.77 | 658.77 |
| 47755 BORREGO SPV FPD CAP OTLAY | 3,422.19 | | 3,422.19 | 3,374.73 |
| 47760 BORREGO FIRE MITIGATN FEE | 354.16 | | 354.16 | 354.16 |
| 47850 VALLEY CENTER FPD | 1,109,912.64 | | 1,109,912.64 | 1,091,305.40 |
| 47853 VALLEY CNTR FPD CFD 08-01 | 876,132.78 | | 876,132.78 | 866,219.04 |
| 47855 VLY CTR FIRE MITIGATN FEE | 458,741.44 | | 458,741.44 | 419,258.76 |
| 47860 NO COUNTY DISPATCH JPA | 8,032,905.11 | | 8,032,905.11 | 7,921,276.31 |
| 48001 PALOMAR POMERADO HEALTH ELEC 2004 | 323,746.08 | | 323,746.08 | |
| 48003 GROSSMONT HEALTHCARE ELEC 2006 PRO | 156,615.76 | | 156,615.76 | |
| 48005 GROSSMONT HEALTHCARE DISTRICT | 1,970.92 | | 1,970.92 | 1,970.92 |
| 48080 WHISP PALMS LANDSCP LTG | 107.00 | | 107.00 | 107.00 |
| 48200 INTEREST TREASURER | 17,797,209.69 | 2,278,447.10 | 15,518,762.59 | 46,420,747.23 |
| 48302 HEALTH SAVINGS ACCOUNT PROGRAM | | | | (171,271.29) |
| 48303 CO EMP HEALTH INSURANCE | 11,393,482.85 | 11,393,482.85 | | 10,078,929.17 |
| 48304 SELF FUNDED DENTAL PLAN | 12,754,514.87 | | 12,754,514.87 | 12,754,514.87 |

# PERIODIC FINANCIAL STATEMENT - SCHEDULE OF BALANCE SHEET AND CASH TOTALS BY FUND - GL040

Date:13-AUG-2025 15:39:44

COSD

Current Period: ADJ-25

Currency: USD

No specific FUND requested

| FUND | ASSETS | LIABILITIES | FUND BALANCE | CASH |
|---|---|---|---|---|
| 48305 BENEFIT INSURANCE CONTRACTS | 8,241,455.32 | 1,439,933.35 | 6,801,521.97 | 8,241,455.32 |
| 48307 SELF FUNDED VISION PLAN | 5,419,174.63 | | 5,419,174.63 | 5,419,174.63 |
| 48381 PAYROLL EE ER MEDI CY END 12 31 | 88,005.78 | 3,685.05 | 84,320.73 | 88,005.78 |
| 48382 2024 FLEXIBLE SPENDING ACCOUNT | 1,509,766.47 | | 1,509,766.47 | 1,509,766.47 |
| 48383 2024 HEALTHCRE REIMBRSMNT ACCT | 3,986,432.51 | | 3,986,432.51 | 3,986,182.51 |
| 48384 060_SDCC HLTH WRKRS COMPNSATN | 491,222.17 | | 491,222.17 | 464,929.11 |
| 48385 EXCESS RET BENEFIT IRS415M | 8,985.12 | 1,500.00 | 7,485.12 | 8,985.12 |
| 48391 2025 HEALTHCRE REIMBRSMNT ACCT | 2,418,845.51 | 261,080.35 | 2,157,765.16 | 2,417,803.86 |
| 48392 2025 FLEXIBLE SPENDING ACCOUNT | 2,065,471.66 | 135,282.94 | 1,930,188.72 | 2,064,656.08 |
| 48500 TREASURER EST DECSD PERSN | 2,345,619.95 | | 2,345,619.95 | 2,345,619.95 |
| 48510 EST DECD PERSONS PUB ADM | 219,231.12 | | 219,231.12 | 219,231.12 |
| 48600 LAKE CUYAMACA REC AND PK | 3,029.82 | | 3,029.82 | 2,987.81 |
| 48610 LK CYMCA R AND P LSE AGMT RED | 9,450.87 | | 9,450.87 | 9,320.09 |
| 48620 LK CYMCA R AND P CAP IMPROVMT | 351.52 | | 351.52 | 346.64 |
| 48630 LK CUYAMACA REC PK GRANTS | 325.92 | | 325.92 | 321.40 |
| 48640 LK CUYAMACA LAKEVIEW | 988.26 | | 988.26 | 974.56 |
| 48650 LK CUYAMACA REC PK RESERVE FD | 8,044.56 | | 8,044.56 | 7,934.14 |
| 48800 MISSION RES CONSR | 4,059.85 | | 4,059.85 | 3,723.44 |
| 48803 MISSION RCD VISTA UNIF SCH DIST EN | 26,455.55 | | 26,455.55 | 26,088.68 |
| 48804 MISSION RCD LOWER WARM SPGS CRK RE | 240.98 | | 240.98 | 237.64 |
| 48805 MISSION RCD STA MARGARITA ILF PROG | 7,835.24 | | 7,835.24 | 7,726.59 |
| 48841 OTAY WATER DISTRICT INVESTMENT | 113,751.20 | | 113,751.20 | 110,248.98 |
| 48910 PALOMAR RES SDC ASSOC | 6.69 | | 6.69 | 6.60 |
| 48920 UPR SN LU RE RSOR CNSER | 33,651.54 | | 33,651.54 | 33,216.66 |
| 48921 USLR RANCHO CORRIDO ARROYO TOAD CC | 4,935.55 | | 4,935.55 | 4,867.10 |
| 49000 PCD AQIP TRUST AB423 | 6,699,936.82 | 1,951,525.53 | 4,748,411.29 | 4,674,482.05 |
| 49010 AIR QUALITY MOYER FUND AB423 | 25,946,327.10 | 22,623,809.40 | 3,322,517.70 | 25,560,856.53 |
| 49015 AIR QL CLEAN CAR 4 ALL AB423 | 6,926,715.43 | 6,428,333.90 | 498,381.53 | 6,830,886.72 |
| 49020 VESSELS AT BERTH REMEDIATION AB423 | 439,968.41 | | 439,968.41 | 419,470.78 |
| 49025 SEP OVERSIGHT AB423 | 134,886.83 | 134,335.00 | 551.83 | 134,335.00 |
| 49030 AIR QUALITY AB 617 AB423 | 42,912,452.33 | 39,685,244.35 | 3,227,207.98 | 42,034,642.87 |
| 49035 AB617 IMPLEMENTATION AB423 | 4,412,027.90 | 4,240,077.63 | 171,950.27 | 4,082,909.01 |
| 49040 AIR QUALITY GMERP FUND AB423 | 2,740,249.16 | 1,271,408.97 | 1,468,840.19 | 2,696,851.29 |
| 49050 PCD OPERATION FUND AB423 | 18,649,278.09 | 2,424,676.81 | 16,224,601.28 | 14,883,322.04 |
| 49060 AIR POLLUTION CONTROL AB423 | 405,501.98 | | 405,501.98 | 400,526.86 |
| 49070 AIR QL T&M APP FEES AB423 | 3,131,697.25 | 2,851,265.05 | 280,432.20 | 2,982,398.66 |
| 49080 PCD SUSPENSE FUND AB423 | 228,266.99 | 101,912.97 | 126,354.02 | 220,190.63 |
| 49090 AIR QUALITY FARMER FUND AB423 | 467,628.48 | 294,958.65 | 172,669.83 | 458,024.16 |
| 49193 SD REG BLDG AUTH MTS SPRV | 60,246.77 | | 60,246.77 | 57,927.63 |
| 49200 SDC REGIONAL AIRPORT AUTH | 49,325,616.57 | | 49,325,616.57 | 48,641,139.98 |
| 49205 TRANSNET IMPROVEMENT FUND | 2,150,973.74 | 2,150,973.74 | | 2,112,741.48 |
| 49211 HAZMAT RESPONSE PROGRAM | 765,543.29 | 310,392.56 | 455,150.73 | 732,470.49 |
| 49214 ESO OPERATING | 35,367.20 | | 35,367.20 | 33,052.18 |
| 49217 FIRST 5 COMM OPERATING FUND | 31,013,677.04 | 11,077,787.37 | 19,935,889.67 | 26,845,422.37 |
| 49221 SDCRAA 2014B CONSTRUCTION | 0.25 | | 0.25 | 0.25 |

# PERIODIC FINANCIAL STATEMENT - SCHEDULE OF BALANCE SHEET AND CASH TOTALS BY FUND - GL040

Date:13-AUG-2025 15:39:44

COSD

Current Period: ADJ-25

Currency: USD

No specific FUND requested

| FUND | ASSETS | LIABILITIES | FUND BALANCE | CASH |
|---|---|---|---|---|
| 49222 SDCRAA 2014A DEBT SERVICE | 419,607.38 | | 419,607.38 | 410,183.87 |
| 49223 SDCRAA 2014B DEBT SERVICE | 5,003,983.97 | | 5,003,983.97 | 4,833,906.10 |
| 49224 SDCRAA 2014 ROLLING COVERAGE FUND | 8,005,080.35 | | 8,005,080.35 | 7,894,068.92 |
| 49240 SDCRAA 2021A BONDS PROJECT | 75,064,868.59 | | 75,064,868.59 | 74,023,897.34 |
| 52905 099_00 CO SCH BLDG AD ALPINE | 1,290.07 | | 1,290.07 | 1,290.07 |
| 52915 099_00 CO SCH BLDG AD CAJON VALY | 391.31 | | 391.31 | 391.31 |
| 52925 099_00 CO SCH BLDG AD DEHESA | 480.65 | | 480.65 | 480.65 |
| 52940 099_00 CO SCH BLDG AD CORONADO | 238.18 | | 238.18 | 238.18 |
| 52950 099_00 CO SCH BLDG AD LAKESIDE | 16,168.81 | | 16,168.81 | 16,168.81 |
| 52960 099_00 CO SCH BLDG AD LA MESA SV | 8,436.69 | | 8,436.69 | 8,436.69 |
| 52970 099_00 CO SCH BLDG AD LEMON GROV | 5,854.21 | | 5,854.21 | 5,854.21 |
| 52980 099_00 CO SCH BLDG AD JAML L FLR | 2,234.83 | | 2,234.83 | 2,234.83 |
| 52990 099_00 CO SCH BLDG AD MT EMPIRE | 1,828.98 | | 1,828.98 | 1,828.98 |
| 53000 099_00 CO SCH BLDG AD SANTEE | 6,945.05 | | 6,945.05 | 6,945.05 |
| 53010 099_00 CO SCH BLDG AD RAMONA | 2,042.90 | | 2,042.90 | 2,042.90 |
| 53301 063_DS CARLSBAD USD 2017 REF A | 1,254,275.38 | | 1,254,275.38 | 1,228,774.99 |
| 53302 063_DS CARLSBAD USD 2017 REF B | 3,491,374.47 | | 3,491,374.47 | 3,451,714.39 |
| 53303 063_DS CARLSBAD USD SUBSIDY DEP 20 | 10,767,403.06 | | 10,767,403.06 | 10,618,084.59 |
| 53304 063_DS CARLSBAD USD 2016 REF | 5,883,013.10 | | 5,883,013.10 | 5,815,483.62 |
| 53305 047_DS CORONADO UNIF 1999A | 14,994,950.69 | 14,994,950.69 | | |
| 53306 047_DS CORONADO UNIFIED 1998B | 12,052,043.32 | 12,052,043.32 | | |
| 53307 047_DS CORONADO UNIF 2012 REF | 9,821.36 | | 9,821.36 | 9,694.72 |
| 53308 063_DS CARLSBAD UNIF 2014 REF | 2,377,471.46 | | 2,377,471.46 | 2,349,963.96 |
| 53309 063_DS CARLSBAD UNIF2006 ELEC 2011 | 2,121,407.52 | | 2,121,407.52 | 2,097,539.96 |
| 53310 063_DS CARLSBAD UNIFIED 1997A | 49,252,925.73 | 49,235,000.00 | 17,925.73 | 17,680.03 |
| 53311 063_DS CARLSBAD UNIFIED 2006A | 2.72 | | 2.72 | 2.68 |
| 53312 063_DS CARLSBAD UNIF 2006 ELEC 200 | 77,192.40 | | 77,192.40 | 76,125.43 |
| 53313 063_DS CARLSBAD UNIF 2006 ELEC 201 | 1,006,100.90 | | 1,006,100.90 | 995,133.73 |
| 53314 064_DS OCEANSIDE ELEC 2008B | 1,369.51 | | 1,369.51 | 1,349.46 |
| 53315 048_DS MT EMPIRE 1998A | 4,578,933.69 | 4,507,108.75 | 71,824.94 | 70,830.69 |
| 53316 064_DS OCEANSIDE 2000 ELEC 2010 RE | 452.48 | | 452.48 | 446.32 |
| 53317 064_DS OCEANSIDE 2009 REFUNDING | 0.09 | | 0.09 | 0.09 |
| 53318 064_DS OCEANSIDE USD 2008 SERIES A | 5,506,568.25 | | 5,506,568.25 | 5,440,723.17 |
| 53319 064_DS OCEANSIDE UNIFIED 2000F | 5,642.80 | | 5,642.80 | 5,564.55 |
| 53320 064_DS OCEANSIDE UNIFIED 2000A | 16,485,863.75 | 16,485,863.75 | | |
| 53321 064_DS OCEANSIDE UNIFIED 2000B | 34,260,028.33 | 34,260,028.33 | | |
| 53322 064_DS OCEANSIDE UNIF D S 2000C | 35,540,698.28 | 35,540,698.28 | | |
| 53323 064_DS OCEANSIDE UNIFIED 2000 D | 45,270,230.00 | 45,270,230.00 | | |
| 53324 064_DS OCEANSIDE UNIFIED 2000 E | (609,378.87) | (609,378.87) | | |
| 53326 061_DS POWAY UNIF SCH FAC 2002 AND | 108,186,500.00 | 108,186,500.00 | | |
| 53327 061_DS POWAY UNIFIED 2002B | 1,617.91 | | 1,617.91 | 1,594.41 |
| 53328 061_DS POWAY UNIF SCH DIST 2002C | 1,200.00 | | 1,200.00 | 1,200.00 |
| 53329 061_DS POWAY UNIF 2007-1 SERIES A | 15,230,991.24 | | 15,230,991.24 | 15,058,000.06 |
| 53331 050_DS SAN DIEGO UNIFIED 2012 REF | 2,593.77 | | 2,593.77 | 2,556.74 |
| 53332 050_DS SAN DIEGO UNIFIED PROP S 20 | 1,040,773.79 | | 1,040,773.79 | |

# PERIODIC FINANCIAL STATEMENT - SCHEDULE OF BALANCE SHEET AND CASH TOTALS BY FUND - GL040

Date:13-AUG-2025 15:39:44

COSD
Current Period: ADJ-25

Currency: USD
No specific FUND requested

| FUND | ASSETS | LIABILITIES | FUND BALANCE | CASH |
|---|---|---|---|---|
| 53333 050_DS SAN DIEGO UNIFIED PROP S 20 | 17,207.25 | | 17,207.25 | 16,967.56 |
| 53334 050_DS SAN DIEGO UNIFIED 2008B | 2,572,942.68 | | 2,572,942.68 | 2,533,401.19 |
| 53335 050_DS SD UNIF 1999A | 282,396,951.58 | 282,210,000.00 | 186,951.58 | 184,349.57 |
| 53336 050_DS SN DIEGO UNIFIED DS 2000B | 272,327,760.58 | 272,327,760.58 | | |
| 53337 050_DS SD UNIFIED DS 2001C | 349,942,321.62 | 322,823,938.26 | 27,118,383.36 | 4,615,890.75 |
| 53338 050_DS SD UNIFIED DS 2002D | 491,801,101.08 | 460,507,861.39 | 31,293,239.69 | 6,536,105.51 |
| 53339 050_DS SD UNIFIED DS 2003E | 679,947,618.92 | 643,640,604.30 | 36,307,014.62 | 8,304,741.98 |
| 53341 050_DS SAN DIEGO UNIFIED 1998F | 392,600,732.55 | 392,600,732.55 | | |
| 53342 050_DS SAN DIEGO UNIFIED 1998G | (2,858,344.81) | (2,858,344.81) | | |
| 53343 050_DS SAN DIEGO UNIFIED CP REFUND | 0.22 | | 0.22 | 0.22 |
| 53346 050_DS SAN DIEGO UNIF 2006 F1 REF | 1,767,898.48 | | 1,767,898.48 | 606,070.30 |
| 53347 050_DS SAN DIEGO UNIF 2006 G1 REF | 2,170,190.17 | | 2,170,190.17 | 703,643.54 |
| 53355 065_DS SAN MARCOS UNIF 1996A | 34,424,310.99 | 34,424,310.00 | 0.99 | 0.97 |
| 53359 050_DS SAN DIEGO UNIF PROP S 2008A | 56,669.73 | | 56,669.73 | 55,882.80 |
| 53361 065_DS SAN MARCOS UNIF IMPR 1 2004 | 33,000,532.60 | 33,000,409.45 | 123.15 | 121.47 |
| 53362 065_DS SAN MARCO UNIFIED 2010A | 6,123,573.48 | | 6,123,573.48 | 6,053,550.73 |
| 53363 065_DS SAN MARCOS UNIFIED 2010B | 1,552,113.49 | | 1,552,113.49 | 1,534,445.16 |
| 53364 050_DS SAN DIEGO UNIFIED 2012 REF | 19,721.27 | | 19,721.27 | 19,446.73 |
| 53365 067_DS VALLEY CTR PAUMA DS 1993A | 10,415,642.05 | 10,415,642.05 | | |
| 53367 050_DS SAN DIEGO UNIF PROP S - THE | 21,283,644.31 | | 21,283,644.31 | 21,000,037.35 |
| 53368 050_DS SAN DIEGO UNIF PROP Z RESER | 15.65 | | 15.65 | 15.43 |
| 53369 065_DS SAN MARCOS UNIFIED 2010C | 234,125.78 | | 234,125.78 | 230,876.43 |
| 53371 051_DS VISTA UNIF DS 2002A | 166,369,378.37 | 166,353,715.74 | 15,662.63 | 15,444.36 |
| 53372 051_DS VISTA UNIFIED DS 2003B | 44,163,734.12 | 44,156,373.24 | 7,360.88 | 7,257.74 |
| 53373 051_DS VISTA UNIFIED REF 2004 2005 | 54,502,143.75 | 54,502,143.75 | | |
| 53375 051_DS VISTA UNIFIED 2012 REF | 30,404.66 | | 30,404.66 | 30,009.81 |
| 53376 051_DS VISTA UNIFIED 2015 REF | 3,052,446.87 | | 3,052,446.87 | 3,017,509.55 |
| 53377 064_DS OCEANSIDE USD PROP G RESERV | 1,596.12 | | 1,596.12 | 1,573.99 |
| 53378 064_DS OCEANSIDE USD PROP H RESERV | 30,930.47 | | 30,930.47 | 30,501.54 |
| 53379 064_DS OCEANSIDE USD 2008D | 1,829,346.14 | | 1,829,346.14 | 1,808,993.21 |
| 53380 064_DS OCEANSIDE UNIFIED 2008C | 2,718.83 | | 2,718.83 | 2,680.07 |
| 53381 064_DS OCEANSIDE UNIFIED USD 2012 | 361.05 | | 361.05 | 356.14 |
| 53382 064_DS OCEANSIDE UNIF 2014 REF BON | 906,792.29 | | 906,792.29 | 893,698.37 |
| 53383 064_DS OCEANSIDE UNIF 2015 REF | 1,468,676.44 | | 1,468,676.44 | 1,452,443.11 |
| 53384 065_DS SAN MARCOS USD PROP K RESER | 2,376,408.37 | | 2,376,408.37 | 2,343,453.20 |
| 53385 189_DS BONSALL UNIFIED 2006 | 39,729.21 | | 39,729.21 | 39,177.21 |
| 53386 189_DS BONSALL UNIFIED 2007B | 423,048.10 | | 423,048.10 | 418,213.48 |
| 53387 189_DS BONSALL UNIFIED 2007C | 13,187.13 | | 13,187.13 | 13,003.19 |
| 53388 189_DS BONSALL UNIFIED 2015 REF | 949,240.50 | | 949,240.50 | 938,463.95 |
| 53389 065_DS SAN MARCOS USD 2017 REF | 4,130,258.62 | | 4,130,258.62 | 4,085,329.76 |
| 53390 065_DS SAN MARCOS USD 2010D | 24.50 | | 24.50 | 24.17 |
| 53391 050_DS SAN DIEGO UNIFIED 2008E 201 | 6,083,825.01 | | 6,083,825.01 | 6,015,165.97 |
| 53392 050_DS SAN DIEGO UNIF 2012 ELEC 20 | 56,936.98 | | 56,936.98 | 56,147.40 |
| 53394 050_DS SAN DIEGO UNIF 2012 ELEC 20 | 740.65 | | 740.65 | 687.24 |
| 53397 050_DS SAN DIEGO UNIF 2014 R-3 | 3,630,613.42 | | 3,630,613.42 | 3,578,155.19 |

# PERIODIC FINANCIAL STATEMENT - SCHEDULE OF BALANCE SHEET AND CASH TOTALS BY FUND - GL040

Date:13-AUG-2025 15:39:44

COSD
Current Period: ADJ-25

Currency USD
No specific FUND requested

| FUND | ASSETS | LIABILITIES | FUND BALANCE | CASH |
|---|---|---|---|---|
| 53398 050_DS SAN DIEGO UNIF 2015 R-4 | 28,245,425.86 | | 28,245,425.86 | 6,693,367.20 |
| 53399 050_DS SAN DIEGO UNIF 2015 H-1 H-2 | 2,959,467.40 | | 2,959,467.40 | 2,918,411.47 |
| 53402 050_DS SAN DIEGO UNIF 2012 ELEC 20 | 3,222,119.24 | | 3,222,119.24 | 1,167,710.80 |
| 53403 050_DS SAN DIEGO UNIF 2012 ELEC 20 | 1,212,625.41 | | 1,212,625.41 | 327,427.82 |
| 53404 050_DS SAN DIEGO UNIF 2008 ELEC 20 | 323.36 | | 323.36 | 85.37 |
| 53405 050_DS SAN DIEGO USD 2016 REF SR-1 | 3,181,954.46 | | 3,181,954.46 | 1,333,376.93 |
| 53406 050_DS SAN DIEGO USD 2016 REF R-5 | 5,732,381.77 | | 5,732,381.77 | 1,868,401.72 |
| 53408 050_DS SAN DIEGO USD 2008 ELEC 201 | 12,873,374.22 | | 12,873,374.22 | 1,760,522.70 |
| 53409 050_DS SDUSD 2012 2017 H-1 H-2 PRO | 4.30 | | 4.30 | 4.24 |
| 53410 050_DS SDUSD 2012 2017I PROP Z | 8,226,402.55 | | 8,226,402.55 | 1,299,136.93 |
| 53411 050_DS SDUSD 2012 2017J PROP Z | 4,629,819.09 | | 4,629,819.09 | 490,787.20 |
| 53413 050_DS SDUSD 2008 2017 K-2 PROP S | 13,724.36 | | 13,724.36 | 13,532.98 |
| 53414 050_DS SDUSD 2009 2008B QSCB SET-A | 179.33 | | 179.33 | 176.84 |
| 53415 050_DS SDUSD 2010 2008D1D2 QSCB SE | 15,275,266.18 | | 15,275,266.18 | 15,170,220.75 |
| 53416 050_DS SDUSD 2019 2018A MEASYY | 17.55 | | 17.55 | 17.30 |
| 53417 050_DS SDUSD 2019 2018B MEASYY | 951,670.52 | | 951,670.52 | 150,872.69 |
| 53418 050_DS SDUSD 2012 2019K PROP Z | 6.11 | | 6.11 | 6.02 |
| 53419 050_DS SDUSD 2012 2019L PROP Z | 3,133,664.60 | | 3,133,664.60 | 536,257.15 |
| 53420 050_DS SDUSD 2019 2018C MEASYY | 2,128,350.42 | | 2,128,350.42 | 344,200.82 |
| 53421 065_DS SAN MARCOS USD 2020 REF | 4,029,419.49 | | 4,029,419.49 | 3,984,583.00 |
| 53422 050_DS SDUSD MEASYY TAX RT RESERVE | 21,013,802.90 | | 21,013,802.90 | 20,727,977.25 |
| 53423 050_DS SAN DIEGO USD 2021N | 3,510,682.48 | | 3,510,682.48 | 771,096.94 |
| 53424 050_DS SAN DIEGO USD 2021E | 6,230,490.81 | | 6,230,490.81 | 1,168,767.12 |
| 53425 189_DS BONSALL UNIFIED 2018 REF | 218,291.20 | | 218,291.20 | 215,827.62 |
| 53426 050_DS SDUSD MEAS YY 2020 D | 6,925,939.75 | | 6,925,939.75 | 373,771.06 |
| 53427 050_DS SDUSD PROP S 2021 L | 2,050,130.82 | | 2,050,130.82 | 258,055.65 |
| 53428 050_DS SDUSD PROP Z 2020 M | 4,119,600.42 | | 4,119,600.42 | 287,860.44 |
| 53429 050_DS SAN DIEGO USD 2021 ZR-1 | 5,807,581.97 | | 5,807,581.97 | 998,886.28 |
| 53430 048_DS MT EMP 2018 2019 MEASJJ | 159,536.77 | | 159,536.77 | 157,829.70 |
| 53431 048_DS MT EMPIRE USD 2021B | 185,306.30 | | 185,306.30 | 182,890.03 |
| 53432 050_DS SAN DIEGO USD 2022F | 10,500,232.39 | | 10,500,232.39 | 4,749,663.53 |
| 53433 050_DS SAN DIEGO USD 2022M | 2,287,780.17 | | 2,287,780.17 | 671,834.21 |
| 53434 050_DS SAN DIEGO USD 2022O | 7,158,807.21 | | 7,158,807.21 | 5,110,630.24 |
| 53435 051_DS VISTA USD 2019A MEASLL | 873,993.52 | | 873,993.52 | 865,292.98 |
| 53436 051_DS VISTA UNIFIED 2021 REF | 11,403,364.63 | | 11,403,364.63 | 11,269,793.99 |
| 53437 051_DS VISTA USD 2022B | 3,872,352.38 | | 3,872,352.38 | 3,832,582.03 |
| 53438 048_DS MT EMPIRE USD 2022C | 187,864.52 | | 187,864.52 | 185,524.16 |
| 53440 063_DS CARLSBAD 2019A MEAS HH | 1,682,308.56 | | 1,682,308.56 | 1,664,544.76 |
| 53441 063_DS CARLSBAD USD 2021B | 1,461,162.78 | | 1,461,162.78 | 1,444,001.95 |
| 53442 063_DS CARLSBAD UNIFIED 2025C | 4,008,983.60 | | 4,008,983.60 | 3,964,008.25 |
| 53445 064_DS OCEANSIDE 2008E PROP H | 505,060.50 | | 505,060.50 | 499,788.83 |
| 53446 064_DS OCEANSIDE PROP H 2008 F | 2,011,376.56 | | 2,011,376.56 | 1,988,858.66 |
| 53447 064_DS OCEANSIDE 2020REF PROP G | 938,131.41 | | 938,131.41 | 927,903.88 |
| 53448 064_DS OCEANSIDE 2020REF PROP H | 2,273.25 | | 2,273.25 | 2,241.72 |
| 53449 064_DS OCEANSIDE USD 2020A | 948,497.63 | | 948,497.63 | 938,279.75 |

# PERIODIC FINANCIAL STATEMENT - SCHEDULE OF BALANCE SHEET AND CASH TOTALS BY FUND - GL040

Date:13-AUG-2025 15:39:44

COSD
Current Period: ADJ-25

Currency: USD
No specific FUND requested

| FUND | ASSETS | LIABILITIES | FUND BALANCE | CASH |
|---|---|---|---|---|
| 53450 062_DS_BORREGO 2018A MEAS GG | 305,955.98 | | 305,955.98 | 302,515.99 |
| 53451 064_DS OCEANSIDE USD 2021 REF | 1,268,484.41 | | 1,268,484.41 | 1,253,624.82 |
| 53452 064_DS OCEANSIDE USD 2022 REF | 170,901.37 | | 170,901.37 | 169,123.80 |
| 53453 064_DS OCEANSIDE USD 2008G | 406,054.12 | | 406,054.12 | 402,044.93 |
| 53454 064_DS OCEANSIDE USD 2020B | 4,599,852.21 | | 4,599,852.21 | 4,549,292.70 |
| 53455 009_DS CHULA VISTA ESD 2021 REF | 1,426,786.17 | | 1,426,786.17 | 1,409,145.48 |
| 53456 009_DS CHULA VISTA ESD 2018A | 3,920,375.73 | | 3,920,375.73 | 3,878,459.23 |
| 53457 009_DS CHULA VISTA ESD 2020B | 11,351,146.99 | | 11,351,146.99 | 11,213,718.65 |
| 53458 047_DS CORONADO USD 2022 REF | 1,550,739.80 | | 1,550,739.80 | 1,531,569.29 |
| 53459 009_DS CHULA VISTA ESD 2023 REF | 1,538,211.27 | | 1,538,211.27 | 1,520,406.35 |
| 53467 065_DS SAN MARCOS USD 2024A | 6,941,745.97 | | 6,941,745.97 | 6,932,253.65 |
| 53500 050_DS SDUSD 2023 ZR-2 | 5,398,826.90 | | 5,398,826.90 | 579,990.65 |
| 53501 050_DS SDUSD 2023 ZR-3 | 1,758,108.61 | | 1,758,108.61 | 223,660.18 |
| 53502 050_DS SDUSD 2023 ZR-4A | 560,845.04 | | 560,845.04 | 111,289.10 |
| 53503 050_DS SDUSD 2023 ZR-4B | 3,213,517.13 | | 3,213,517.13 | 636,513.21 |
| 53504 050_DS SDUSD MEAS U 2023A | 14,853,734.99 | | 14,853,734.99 | 3,195,477.30 |
| 53505 050_DS SDUSD MEAS YY 2023G | 63,885,867.59 | | 63,885,867.59 | 3,946,823.22 |
| 53506 050_DS SDUSD PROP S 2023N | 2,593,998.12 | | 2,593,998.12 | 567,210.35 |
| 53507 050_DS SDUSD 2023 SR-3A | 1,032,948.52 | | 1,032,948.52 | 159,348.44 |
| 53508 050_DS SDUSD 2023 R-6 | 880,206.57 | | 880,206.57 | 60,039.38 |
| 53509 050_DS SDUSD 2024 REF SR-4A | 1,449,050.89 | | 1,449,050.89 | 176,540.57 |
| 53510 050_DS SDUSD 2024 REF ZR-5A | 4,191,360.30 | | 4,191,360.30 | 771,426.16 |
| 53511 050_DS SDUSD 2024 REF R-7A | 656,453.25 | | 656,453.25 | 266,919.89 |
| 53512 050_DS SDUSD 2025 REF SR-4C | 160,126.33 | | 160,126.33 | 29,731.44 |
| 53513 050_DS SDUSD 2025 REF ZR-5C | 568,087.59 | | 568,087.59 | 69,640.07 |
| 53514 050_DS SDUSD MEAS U TAX RATE RES | 3,268,737.46 | | 3,268,737.46 | 3,223,407.40 |
| 53515 050_DS SDUSD PROP S 2024O | 50,598,570.34 | | 50,598,570.34 | 2,441,676.12 |
| 53516 050_DS SDUSD MEAS YY 2024H | 68,312,569.94 | | 68,312,569.94 | 3,565,994.89 |
| 53517 050_DS SDUSD MEAS U 2024B | 71,900,838.48 | | 71,900,838.48 | 18,577,862.85 |
| 53518 050_DS SDUSD 2025 REF R-8A | 2,673,106.44 | | 2,673,106.44 | 389,764.59 |
| 53519 050_DS SDUSD 2025 REF R-8B | 669,107.76 | | 669,107.76 | 349,885.42 |
| 53520 050_DS SDUSD 2025 REF SR-5A | 382,394.61 | | 382,394.61 | |
| 53521 050_DS SDUSD 2025 REF SR-5B | 716,866.06 | | 716,866.06 | |
| 53522 050_DS SDUSD 2025 REF ZR-6A | 3,586,821.08 | | 3,586,821.08 | 2,264,022.58 |
| 53523 050_DS SDUSD 2025 REF ZR-6B | 232,075.28 | | 232,075.28 | 110,200.95 |
| 53600 064_DS OCEANSIDE USD 2023 REF | 394,566.34 | | 394,566.34 | 390,526.16 |
| 53601 064_DS OCEANSIDE USD 2024A REF | 3,613,839.59 | | 3,613,839.59 | 3,575,040.73 |
| 53602 064_DS OCEANSIDE USD 2024B REF | 912,019.32 | | 912,019.32 | 902,756.67 |
| 53970 189_01 BONSALL UNIFIED GENERAL | 9,818,328.65 | | 9,818,328.65 | 9,661,699.30 |
| 53971 189_02 BONSALL UNIF SP RES CAP PRO | 114,561.73 | | 114,561.73 | 112,056.88 |
| 53972 189_04 BONSALL UNIFIED CAFETERIA | 906,399.31 | | 906,399.31 | 893,366.09 |
| 53980 189_17 BONSALL UNIFIED OPEB | 5,714.66 | | 5,714.66 | 5,635.41 |
| 53981 189_19 BONSALL UNIFIED CAP FAC / S | 5,868,516.34 | | 5,868,516.34 | 5,790,107.16 |
| 53983 189_22 BONSALL UNIFIED ENTERPRISE | 35,027.19 | | 35,027.19 | 34,509.97 |
| 53988 189_39_CHTR BONSALL UNIF VIVIAN BA | 34,731.75 | | 34,731.75 | 33,747.22 |

# PERIODIC FINANCIAL STATEMENT - SCHEDULE OF BALANCE SHEET AND CASH TOTALS BY FUND - GL040

Date:13-AUG-2025 15:39:44

COSD
Current Period: ADJ-25

Currency: USD
No specific FUND requested

| FUND | ASSETS | LIABILITIES | FUND BALANCE | CASH |
|---|---|---|---|---|
| 53991 189_46 BONSALL USD CNTY SCH FAC | 4,564,301.17 | | 4,564,301.17 | 4,501,005.16 |
| 53992 189_20 BONSALL USD FOUNDATION PRIV | 32.90 | | 32.90 | 3.01 |
| 53993 201_62_CHTR BONSALL UNIF PATHWAYS | 1,523.18 | | 1,523.18 | 1,502.06 |
| 53994 189_58 BONSALL USD CAP PROJ CFD | 682,971.92 | | 682,971.92 | 673,500.70 |
| 54000 062_01 BORREGO SPRINGS UNIF GEN | 723,884.72 | | 723,884.72 | 636,158.31 |
| 54003 062_02 BORRGO SPR SP RES CAP OUT | 921,132.44 | | 921,132.44 | 911,299.13 |
| 54006 062_04 BORREGO SPRNG UNF CAFETER | 447,997.39 | | 447,997.39 | 442,115.55 |
| 54009 062_06 BORREGO SPR UNF CHILD DEV | 246,976.43 | | 246,976.43 | 243,671.89 |
| 54018 062_18 BORREGO SPRG CAP FAC ACCT | 216,987.55 | | 216,987.55 | 214,037.51 |
| 54019 062_31 BORREGO SP BLDG PROP GG | 525,310.83 | | 525,310.83 | 519,681.48 |
| 54020 062_32 BORREGO SPRINGS FNDTN S R | 29.99 | | 29.99 | 29.58 |
| 54022 062_57 BORREGO SPRINGS FNDTN PERM | 351,780.04 | | 351,780.04 | 346,881.66 |
| 54023 062_22 BORREGO SPR OTH ENTERPRISE | 0.68 | | 0.68 | 0.66 |
| 54030 062_42 BORREGO SPR SP RES OTHER | 2,650,057.49 | | 2,650,057.49 | 2,619,666.21 |
| 54031 206_62_CHTR BORREGO SPR WORKFORCE | 6,410,913.31 | | 6,410,913.31 | 6,385,465.68 |
| 54036 047_01 CORONADO UNIFIED GENERAL | 2,219,699.19 | | 2,219,699.19 | 2,069,984.10 |
| 54039 047_02 CORONADO SP RES CAP OUT | 6,831,890.70 | | 6,831,890.70 | 6,758,152.98 |
| 54042 047_04 CORONADO UNIFIED CAFETERIA | 1,486,041.60 | | 1,486,041.60 | 1,467,742.00 |
| 54045 047_06 CORONADO CHILD DEVELOP | 644,944.45 | | 644,944.45 | 633,622.26 |
| 54051 047_12 CORONADO UNIF DEF MAINT | 231,942.93 | | 231,942.93 | 228,587.37 |
| 54054 047_18 CORONADO UNF CAP FAC ACCT | 337,734.55 | | 337,734.55 | 333,570.25 |
| 54056 047_58 CORONADO CAP PROJ BCU | 1,571,660.53 | | 1,571,660.53 | 1,563,252.51 |
| 54058 047_57 CORONADO FOUNDATION PERM FU | 579,814.82 | | 579,814.82 | 571,458.47 |
| 54061 047_22 CORONADO UNIF OTHER ENT | 54,145.20 | | 54,145.20 | 53,914.79 |
| 54062 047_32 CORONADO UNF FOUNDATION SP | 32,117.51 | | 32,117.51 | 27,798.12 |
| 54063 047_40 CORONADO UNIF ADULT ED | 156,661.24 | | 156,661.24 | 154,330.49 |
| 54064 047_42 CORONADO SPEC RES OTH C O | 1,449,529.53 | | 1,449,529.53 | 1,429,428.00 |
| 54069 063_01 CARLSBAD UNIFIED GENERAL | 23,453,759.40 | | 23,453,759.40 | 22,973,791.46 |
| 54075 063_04 CARLSBAD UNIF CAFETERIA | 6,153,044.59 | | 6,153,044.59 | 6,070,931.13 |
| 54079 063_06 CARLSBAD CHILD DEVELOPMENT | 276,169.74 | | 276,169.74 | 272,217.92 |
| 54080 063_08 CARLSBAD UNF ASB SP REV | 304,764.93 | | 304,764.93 | 300,538.57 |
| 54084 063_10 CARLSBAD BUILDING | 100,983,454.35 | | 100,983,454.35 | 99,930,965.97 |
| 54090 063_16 CARLSBAD UNF HLTH SLF INS | 2,375,293.47 | | 2,375,293.47 | 2,342,429.99 |
| 54096 063_19 CARLSBAD CAP FAC AB2068 | 8,905,605.25 | | 8,905,605.25 | 8,791,365.47 |
| 54114 063_46 CARLSBAD UNIF SCH FAC FD | 8,585.46 | | 8,585.46 | 8,466.40 |
| 54116 063_59 CARLSBAD CAP PROJ BLEND COM | 923.97 | | 923.97 | 911.16 |
| 54119 063_97 CARLSBAD UNIFIED CFD #5 | 3,770,921.11 | | 3,770,921.11 | 3,684,523.46 |
| 54120 048_01 MT EMPIRE UNIFIED GEN | 5,689,562.56 | | 5,689,562.56 | 5,607,136.37 |
| 54126 048_04 MT EMPIRE CAFETERIA FD | 52,240.60 | | 52,240.60 | 48,198.48 |
| 54129 048_06 MT EMPIRE CHILD DEVELOPMT | 6,974.45 | | 6,974.45 | 5,892.29 |
| 54132 048_10 MT EMPIRE BUILDING | 281.96 | | 281.96 | 278.95 |
| 54139 218_62_CHTR MT EMP ELITE ACADEMIC | 527,556.44 | | 527,556.44 | 516,282.44 |
| 54140 214_62_CHTR MT EMPIRE SD VIRTUAL | 5,274,934.02 | | 5,274,934.02 | 5,210,480.17 |
| 54141 048_19 MT EMPIRE CAP FAC AB2068 | 898,141.74 | | 898,141.74 | 885,299.20 |
| 54142 234_62_CHTR MEUSD JCS-PINE VLY | 407,946.66 | | 407,946.66 | 402,687.17 |

# PERIODIC FINANCIAL STATEMENT - SCHEDULE OF BALANCE SHEET AND CASH TOTALS BY FUND - GL040

Date:13-AUG-2025 15:39:44

COSD
Current Period: ADJ-25

Currency: USD
No specific FUND requested

| FUND | ASSETS | LIABILITIES | FUND BALANCE | CASH |
|---|---|---|---|---|
| 54149 245_62_CHTR MOTIVATED YOUTH ACADMY | 79,234.08 | | 79,234.08 | 72,676.53 |
| 54154 185_95 MT EMPIRE ENT CHRT FOR ACAD | 7,792,648.43 | | 7,792,648.43 | 7,731,041.67 |
| 54158 048_40 MT EMPIRE UNIF ADULT ED | 2,549.94 | | 2,549.94 | 2,153.45 |
| 54159 048_42 MT EMPIRE SPEC RES OTHER | 34,586.07 | | 34,586.07 | 34,106.45 |
| 54163 048_46 MT EMPIRE CO SCH FACILITY | 4,569,530.87 | | 4,569,530.87 | 4,566,644.68 |
| 54164 048_80 MTN EMPIRE SPEC RES FD FOR | 196,707.57 | | 196,707.57 | 193,979.70 |
| 54165 064_01 OCEANSIDE UNIFIED GENERAL | 101,809,659.77 | | 101,809,659.77 | 100,167,277.88 |
| 54168 064_02 OCEANSIDE SP RES-CAP OUT | 5,331,335.23 | | 5,331,335.23 | 5,224,029.17 |
| 54171 064_04 OCEANSIDE CAFETERIA | 12,295,430.34 | | 12,295,430.34 | 12,129,556.11 |
| 54174 064_06 OCEANSIDE UNIFIED | 1,336,933.65 | | 1,336,933.65 | 1,317,193.71 |
| 54177 064_10 OCEANSIDE UNIFIED BLDG FD | 22,822,429.15 | | 22,822,429.15 | 22,431,420.20 |
| 54183 064_16 OCDE UNF HEALTH SELF INS | 7,167,676.59 | | 7,167,676.59 | 7,071,025.46 |
| 54186 064_19 OCEANSIDE CAP FAC AB2068 | 32,488,674.52 | | 32,488,674.52 | 32,079,425.61 |
| 54188 064_31 OCEANSIDE BLDG PROP 39 | 66,507,253.77 | | 66,507,253.77 | 65,542,257.00 |
| 54198 064_46 OCEANSIDE UNIF ST SCH FAC | 7,303,679.77 | | 7,303,679.77 | 7,202,231.07 |
| 54207 061_01 POWAY UNIFIED GENERAL | 91,927,783.32 | | 91,927,783.32 | 90,207,648.23 |
| 54210 061_02 POWAY SP RES CAP OUT | 10,846,849.40 | | 10,846,849.40 | 10,694,205.30 |
| 54213 061_04 POWAY UNIF CAFETERIA FD | 20,629,646.39 | | 20,629,646.39 | 20,365,652.86 |
| 54219 061_07 POWAY CHILD DEV PRESCHOOL | 1,114,694.09 | | 1,114,694.09 | 1,098,154.61 |
| 54221 061_08 POWAY UNIF ASB SP REV FD | 114,439.10 | | 114,439.10 | 111,989.37 |
| 54225 061_12 POWAY UNIFIED DEF MAINT | 8,115,747.67 | | 8,115,747.67 | 7,997,592.05 |
| 54228 061_15 POWAY SELF INS | 6,852,758.66 | | 6,852,758.66 | 6,759,232.35 |
| 54231 061_16 POWAY HEALTH SELF INS | 3,013,630.45 | | 3,013,630.45 | 2,975,901.79 |
| 54232 061_17 POWAY UNIFIED OPEB | 716,220.90 | | 716,220.90 | 697,670.30 |
| 54237 061_19 POWAY CAP FAC AB2068 | 15,844,056.70 | | 15,844,056.70 | 15,618,149.00 |
| 54238 061_20 POWAY UNIF PRIVATE PURPOSE | 374,466.08 | | 374,466.08 | 369,273.15 |
| 54240 061_22 POWAY UNIF ENTERPRISE | 16,590,493.12 | | 16,590,493.12 | 16,372,977.95 |
| 54243 061_30 POWAY DEDUCTIBLE INS LOSS | 335,274.30 | | 335,274.30 | 332,998.59 |
| 54246 061_40 POWAY UNIF ADULT EDUCATON | 929,732.55 | | 929,732.55 | 918,545.91 |
| 54252 061_42 POWAY SPECIAL RES OTHR | 2,225,393.42 | | 2,225,393.42 | 2,225,393.42 |
| 54264 049_01 RAMONA UNIFIED GENERAL | 21,460,863.51 | | 21,460,863.51 | 21,101,427.60 |
| 54267 049_02 RAMONA SP RES CAP OUT | 261,215.80 | | 261,215.80 | 257,593.36 |
| 54270 049_04 RAMONA UNIF CAFETERIA | 3,740,722.89 | | 3,740,722.89 | 3,693,123.50 |
| 54276 049_16 RAMONA HEALTH SELF INS | 178,957.61 | | 178,957.61 | 176,475.89 |
| 54282 049_19 RAMONA CAP FAC AB2068 | 1,131,991.51 | | 1,131,991.51 | 1,119,733.59 |
| 54285 049_40 RAMONA UNIF ADULT ED | 54,533.86 | | 54,533.86 | 53,917.24 |
| 54288 049_42 RAMONA SPEC RES OTHER | 1,824,774.20 | | 1,824,774.20 | 1,799,468.92 |
| 54297 050_01 SAN DIEGO UNIFIED GENERAL | 472,515,290.91 | | 472,515,290.91 | 465,347,228.20 |
| 54303 050_03 SAN DIEGO UNIF REVOLVING | 2,908,502.38 | | 2,908,502.38 | 2,908,502.38 |
| 54306 050_04 SAN DIEGO UNIF CAFETERIA | 78,604,443.97 | | 78,604,443.97 | 77,544,930.02 |
| 54309 050_06 SAN DIEGO UNIF CHLD CNTR | 6,329.37 | | 6,329.37 | 6,241.60 |
| 54311 050_09 SDUSD PROP S BLDG FD 2012 | 280,487,075.95 | | 280,487,075.95 | 276,497,853.67 |
| 54314 050_13 SDUSD PROP Z BLDG FD | 84,406,120.21 | | 84,406,120.21 | 83,028,542.44 |
| 54316 050_07 SDUSD MEASURE YY BLDG | 640,336,131.83 | | 640,336,131.83 | 629,895,765.05 |
| 54317 050_21 SDUSD MEASURE U BLDG | 512,011,217.41 | | 512,011,217.41 | 504,416,739.19 |

# PERIODIC FINANCIAL STATEMENT - SCHEDULE OF BALANCE SHEET AND CASH TOTALS BY FUND - GL040

Date:13-AUG-2025 15:39:44

COSD
Current Period: ADJ-25

Currency: USD
No specific FUND requested

| FUND | ASSETS | LIABILITIES | FUND BALANCE | CASH |
|---|---|---|---|---|
| 54318 050_15 SELF INSD WORKMENS COMP | 174,327,351.59 | | 174,327,351.59 | 171,929,169.75 |
| 54320 050_14 SDUSD HLTH WLFR SELF INS DE | 2,247,922.76 | | 2,247,922.76 | 2,216,206.00 |
| 54322 050_17 SDUSD SELF INSURED VISION C | 1,585,587.22 | | 1,585,587.22 | 1,564,364.80 |
| 54345 050_32 SD UNIF LIABILITY INSUR | 6,581,519.20 | | 6,581,519.20 | 6,501,253.03 |
| 54348 050_33 SD UNIF PROPERTY INSUR | 233,128.44 | | 233,128.44 | 229,327.10 |
| 54351 050_34 SD UNF PROPERTY MGT | 19,671,110.88 | | 19,671,110.88 | 19,402,167.66 |
| 54354 050_40 SAN DIEGO UNIF ADULT ED | 891,847.17 | | 891,847.17 | 874,032.15 |
| 54356 050_44 SAN DIEGO UNIF TRANS REPAYM | 4,080,571.88 | | 4,080,571.88 | 3,968,599.18 |
| 54360 050_46 SD UNIF SCH FACILITIES FD | 43,633,489.66 | | 43,633,489.66 | 43,028,307.70 |
| 54361 050_41 SDUSD PROP S SCH FAC FD | 38,880.78 | | 38,880.78 | 38,341.59 |
| 54362 050_51 SDUSD PROP Z SCH FAC FD | 750,092.37 | | 750,092.37 | 734,991.04 |
| 54363 050_52 SD UNIF CAP FAC AB1600 | 24,718,379.53 | | 24,718,379.53 | 24,313,720.93 |
| 54364 050_53 SDUSD MEAS YY SCH FAC | 63,924,173.62 | | 63,924,173.62 | 63,032,134.78 |
| 54366 050_60 SD UNF RET MED BENEFT MGT | 2,491,789.72 | | 2,491,789.72 | 2,456,967.30 |
| 54368 050_56 SD UNF RET MED BENFT CONF | 8,754.42 | | 8,754.42 | 8,633.02 |
| 54372 050_62 SD UNF RET MED BENFT CSEA | 489,979.68 | | 489,979.68 | 483,126.95 |
| 54375 050_63 SD UNF RET MED BENFT TECH | 1,551,140.81 | | 1,551,140.81 | 1,529,351.84 |
| 54377 050_76 SD UNF RT MD BNFT NONREPMG | 32,200.94 | | 32,200.94 | 31,711.84 |
| 54378 050_64 SD UNF RT MD BNFT PCE OFF | 222.06 | | 222.06 | 65.20 |
| 54381 050_65 SD UNF RT MD BNFT PARAPRO | 1,244,531.06 | | 1,244,531.06 | 1,227,150.08 |
| 54387 050_67 SD REDEV AGY CAPITAL FAC | 79,696,531.94 | | 79,696,531.94 | 78,875,107.40 |
| 54393 050_70 SD UNF ST INSTRUCT MATRL | 1,401,878.99 | | 1,401,878.99 | 1,401,878.99 |
| 54396 050_72 SD UNIF BALBOA STADIUM | 430,166.08 | | 430,166.08 | 423,317.98 |
| 54399 050_74 STATE PRESCHOOL | 8,108,713.73 | | 8,108,713.73 | 7,955,010.76 |
| 54408 065_01 SAN MARCOS UNIFIED GEN | 96,200,952.31 | | 96,200,952.31 | 94,889,411.31 |
| 54409 065_02 SAN MARCOS SPRES CAP PROJ | 13,264,551.46 | | 13,264,551.46 | 12,970,401.12 |
| 54411 065_04 SAN MARCOS UNIF CAFETERIA | 20,732,675.33 | | 20,732,675.33 | 20,456,483.67 |
| 54415 065_07 SAN MARCOS CAP PROJ CFD7 | 9.50 | | 9.50 | 9.38 |
| 54416 065_08 SAN MARCOS CAP PROJ CFD8 | 27.12 | | 27.12 | 26.78 |
| 54418 065_09 SAN MARCOS CAP PROJ CFD9 | 4.86 | | 4.86 | 4.80 |
| 54419 065_64 SAN MARCOS CAP PROJ CFD10 | 6,675.53 | | 6,675.53 | 6,584.55 |
| 54421 065_65 SAN MARCOS CAP PROJ CFD11 | 1.55 | | 1.55 | 1.53 |
| 54422 065_66 SAN MARCOS CAP PROJ CFD12 | 825.17 | | 825.17 | 48.78 |
| 54423 065_12 SAN MARCOS UNIF DEF MAINT | 21,087.69 | | 21,087.69 | |
| 54425 065_69 SAN MARCOS CAP PROJ CFD14 | 18,041.53 | | 18,041.53 | 17,791.08 |
| 54427 065_31 SAN MARCOS BLDG MEAS JJ (PR | 149,552,001.19 | | 149,552,001.19 | 149,347,500.00 |
| 54428 065_23 SAN MARCOS PUPIL TRANS EQP | 13,213.79 | | 13,213.79 | |
| 54429 065_19 SAN MARCOS CAP FAC AB2068 | 11,809,305.07 | | 11,809,305.07 | 11,663,452.71 |
| 54430 065_22 SAN MARCOS USD OTH ENTERPRI | 2,332,328.34 | | 2,332,328.34 | 2,302,920.51 |
| 54431 065_32 SAN MARCOS FOUNDATION SPECI | 0.03 | | 0.03 | |
| 54433 065_57 SAN MARCOS FOUNDATION PERMA | 44,436.11 | | 44,436.11 | 43,819.89 |
| 54434 226_62_CHTR SMUSD PIVOT SD II | 1,446,864.57 | | 1,446,864.57 | 1,427,183.37 |
| 54435 065_30 SAN MARCOS DEDCT INS LOSS | 1,200,982.95 | | 1,200,982.95 | 1,180,379.37 |
| 54436 065_70 SAN MARCOS CAP PROJ CFD15 | 2,416.20 | | 2,416.20 | 1,788.54 |
| 54437 065_71 SAN MARCOS CAP PROJ CFD16 | 1,758.58 | | 1,758.58 | 1,082.25 |

# PERIODIC FINANCIAL STATEMENT - SCHEDULE OF BALANCE SHEET AND CASH TOTALS BY FUND - GL040

Date:13-AUG-2025 15:39:44

COSD
Current Period: ADJ-25

Currency: USD
No specific FUND requested

| FUND | ASSETS | LIABILITIES | FUND BALANCE | CASH |
|---|---|---|---|---|
| 54438 065_38 SAN MARCOS UNIF CAP REDV | 52,466,867.63 | | 52,466,867.63 | 51,816,260.02 |
| 54439 065_72 SAN MARCOS CAP PROJ CFD17 | 10,840.86 | | 10,840.86 | 10,622.00 |
| 54440 065_74 SAN MARCOS CAP PROJ CFD18 | 1,486.71 | | 1,486.71 | 1,465.81 |
| 54441 065_40 SAN MARCOS UNIF ADULT ED | 20,429.46 | | 20,429.46 | 19,673.71 |
| 54448 065_75 SAN MARCOS CAP PROJ CFD19 | 7,287.71 | | 7,287.71 | 7,177.85 |
| 54449 065_78 SAN MARCOS CAP PROJ CFD20 | 35,917.82 | | 35,917.82 | 35,385.33 |
| 54450 065_46 SAN MARCOS UNIF ST CAPFAC | 13,375,644.31 | | 13,375,644.31 | 13,211,177.82 |
| 54453 067_01 VALLEY CENTER PAUMA UNIF | 39,889,747.01 | | 39,889,747.01 | 39,254,114.83 |
| 54459 067_04 VALLEY CENTER CAFETERIA | 1,784,116.83 | | 1,784,116.83 | 1,761,370.32 |
| 54468 067_19 VALLEY CENTER CAP FAC | 7,735,908.36 | | 7,735,908.36 | 7,629,637.86 |
| 54469 067_22 VALLEY CENTER-PAUMA ENTERPR | 136,271.37 | | 136,271.37 | 134,381.00 |
| 54483 051_01 VISTA UNIFIED GENERAL | 97,868,227.15 | | 97,868,227.15 | 96,343,289.83 |
| 54486 051_02 VISTA SP RES CAP OUT | 18,097,423.07 | | 18,097,423.07 | 17,867,208.79 |
| 54489 051_04 VISTA UNIF CAFETERIA | 10,874,834.32 | | 10,874,834.32 | 10,748,166.69 |
| 54492 051_06 VISTA UNF CHILD DEVLOPMNT | 0.01 | | 0.01 | |
| 54494 051_10 VISTA UNIFIIED BUILDING | 1.13 | | 1.13 | 0.89 |
| 54496 051_16 VISTA UNI SELF INSURANCE | 2,111,144.59 | | 2,111,144.59 | 2,086,561.70 |
| 54498 051_18 VISTA CAP FAC ACCT | 15,775,011.80 | | 15,775,011.80 | 15,558,116.27 |
| 54499 051_22 VISTA UNIF ENTERPRISE | 5,591,716.47 | | 5,591,716.47 | 5,519,799.69 |
| 54505 051_31 VISTA UNIF BLDG PROP 39 | 51,374,047.93 | | 51,374,047.93 | 50,476,925.93 |
| 54510 051_40 VISTA UNIF ADULT EDUCATON | 3,435,331.98 | | 3,435,331.98 | 3,386,379.20 |
| 54516 051_46 VISTA UNIFIED ST SCH FAC | 11,573.09 | | 11,573.09 | 9,500.70 |
| 54517 051_46 VISTA UNIFIED CHARTER SCHOO | 1,264,823.30 | | 1,264,823.30 | 1,247,573.24 |
| 54518 184_62_CHTR VISTA UN BELLA MENTE M | 7,315,821.95 | | 7,315,821.95 | 7,211,739.21 |
| 54519 066_01 WARNER UNIFIED GENERAL | 4,644,293.70 | | 4,644,293.70 | 4,588,066.30 |
| 54525 066_04 WARNER UNIFIED CAFETERIA | 30,154.96 | | 30,154.96 | 29,842.73 |
| 54528 066_06 WARNER CHILD DEVELOPMENT | 214,432.27 | | 214,432.27 | 211,655.32 |
| 54540 066_18 WARNER UNF CAP FACILITIES | 35,718.19 | | 35,718.19 | 35,265.18 |
| 54546 066_42 WARNER UNF SPEC RES OTHER | 177,608.90 | | 177,608.90 | 175,145.89 |
| 54550 203_62_CHTR WARNER CA PACIFIC CHAR | 629,195.53 | | 629,195.53 | 613,149.90 |
| 54551 238_62_CHTR WARNER SD MISSION | 61,532.94 | | 61,532.94 | 57,131.56 |
| 54552 240_62_CHTR WARNER SAGE OAK SO | 20,233,431.54 | | 20,233,431.54 | 19,972,511.71 |
| 54553 241_62_CHTR WARNER EXCEL ACAD | 2,570,185.82 | | 2,570,185.82 | 2,525,641.87 |
| 54554 242_62_CHTR WARNER PTHWYS ADLT | 181,407.53 | | 181,407.53 | , 177,212.25 |
| 54724 099_01 CO SCHOOL SERV FUND UNRES | 239,968,815.32 | | 239,968,815.32 | 235,680,940.86 |
| 54727 099_02 DEFERRED MAINTENANCE | 9,355,454.63 | | 9,355,454.63 | 9,228,678.12 |
| 54730 099_03 JPA PROPERTY AND LIABILITY | 63,080,186.47 | | 63,080,186.47 | 62,200,389.01 |
| 54733 099_04 CAPITAL OUTLAY FUND | 5,093,568.30 | | 5,093,568.30 | 5,093,568.30 |
| 54736 099_06 SPECIAL RESERVE FUND | 52,631,616.30 | | 52,631,616.30 | 51,867,747.72 |
| 54741 099_10 SPECIAL EDUCATION PASS THRO | 15,579,757.33 | | 15,579,757.33 | 15,579,757.33 |
| 54742 099_12 TRAINABL MENTLLY RTRD MNR | 2,420,122.33 | | 2,420,122.33 | 2,420,122.33 |
| 54745 099_13 PHYSICALLY HNDICP MINORS | 3,590,874.85 | | 3,590,874.85 | 3,590,874.85 |
| 54748 099_14 EDUCABLE MENTLLY RTRD MNR | 223,667.72 | | 223,667.72 | 223,667.72 |
| 54751 099_15 CHILDRENS INST TUITION | 4,304,740.67 | | 4,304,740.67 | 4,304,740.67 |
| 54754 099_16 REGIONAL OCCUPATIONAL CTR | 12,923,560.71 | | 12,923,560.71 | 12,923,560.71 |

# PERIODIC FINANCIAL STATEMENT - SCHEDULE OF BALANCE SHEET AND CASH TOTALS BY FUND - GL040

Date:13-AUG-2025 15:39:44

COSD

Current Period: ADJ-25

Currency: USD

No specific FUND requested

| FUND | ASSETS | LIABILITIES | FUND BALANCE | CASH |
|---|---|---|---|---|
| 54757 099_17 TRANBL MENTLY RTRD MNR HS | 2,341,064.88 | | 2,341,064.88 | 2,341,064.88 |
| 54758 099_17 SELF-INS OTH POSTEMP BENFT | 37,684,998.72 | | 37,684,998.72 | 37,162,408.85 |
| 54760 099_18 PHYS HNDICP MINORS HS | 3,314,729.16 | | 3,314,729.16 | 3,314,729.16 |
| 54763 099_19 CHULA VISTA PROJECT | 61,842.70 | | 61,842.70 | 61,842.70 |
| 54766 099_20 VISTA UNIFIED PROJECT | 225,213.93 | | 225,213.93 | 219,835.15 |
| 54769 099_21 OCEANSIDE UNIFIED PROJECT | 65,491.67 | | 65,491.67 | 63,923.19 |
| 54772 099_22 CHULA VISTA PROJECT 2 | 87,642.39 | | 87,642.39 | 85,539.91 |
| 54775 099_23 AUTISTIC PUPLS MINOR ELEM | 107,798.42 | | 107,798.42 | 107,798.42 |
| 54778 099_24 CARLSBAD PROJECT | 150,982.88 | | 150,982.88 | 147,375.30 |
| 54779 099_26 CHILD DEVELOPMENT FUND CSS | 862,281.32 | | 862,281.32 | 823,668.57 |
| 54781 099_28 AUTISTIC PUPLS MINOR HIGH | 103,595.12 | | 103,595.12 | 103,595.12 |
| 54784 099_31 WORKERS COMP SELF INS FD | 97,018,680.55 | | 97,018,680.55 | 95,741,123.80 |
| 54790 099_33 DEVLPMNT CNTR HNDICP ELEM | 520,842.50 | | 520,842.50 | 520,842.50 |
| 54793 099_34 FBC HEALTH AND WELFARE | 23,554,751.78 | | 23,554,751.78 | 23,276,880.77 |
| 54796 099_35 FBC VISION | 4,662,052.48 | | 4,662,052.48 | 4,598,508.29 |
| 54802 099_37 FBC DENTAL FUND | 30,827,387.47 | | 30,827,387.47 | 30,413,197.49 |
| 54805 099_38 DEVLPMNT CENTER HNDICP HI | 518,397.44 | | 518,397.44 | 518,397.44 |
| 54808 099_39 RETIRED SCH EMP HLTH BNFT | 44,945.35 | | 44,945.35 | 44,303.31 |
| 54812 099_46 SCREC SCHOOL FACILITIES | 37,475.20 | | 37,475.20 | 36,955.50 |
| 54814 099_59 FBC VOLUNTARY BENEFITS FD | 188,030.43 | | 188,030.43 | 182,199.30 |
| 54826 099_72 SPEC RES REDEVELOPMENT | 59,530,696.69 | | 59,530,696.69 | 58,753,642.68 |
| 54829 099_74 MISC SELF INSD PROPY PROG | 221.39 | | 221.39 | |
| 54836 099_80 SPEC RES POST EMPL BENEFIT | 1,217,908.76 | | 1,217,908.76 | 1,200,767.69 |
| 54841 099_83 FBC LIFE INSURANCE FUND | 554,437.54 | | 554,437.54 | 543,269.21 |
| 54847 099_89 FBC LONG TERM CARE FUND | 42,651.80 | | 42,651.80 | 41,865.00 |
| 54850 090_00 SCH PYRL REVOLV NET CHECK | 26,156.85 | | 26,156.85 | 26,156.85 |
| 54853 090_01 SCH PYRL REVOLV VENDOR | 136,693.42 | | 136,693.42 | 136,693.42 |
| 54862 090_33 SCHL EMP SOC SEC OASDI | 15,927.19 | | 15,927.19 | 15,927.19 |
| 54865 090_34 SCH EMP MEDICARE OASDI | 14,273.55 | | 14,273.55 | 14,273.55 |
| 54868 090_01 10 12 PAY TRUST FUND | 19,392,555.38 | | 19,392,555.38 | 19,392,555.38 |
| 54869 090_03 DAS 11 12 PAY TRUST FUND | 8,343,831.78 | | 8,343,831.78 | 8,343,831.78 |
| 54870 090_00 SUPPLEMENTAL REV AUGMENTATI | 164,724.86 | | 164,724.86 | 162,440.52 |
| 54871 090_02 STRS DEFINED BENEFIT PLAN | 23,019,238.78 | | 23,019,238.78 | 23,019,238.78 |
| 54874 090_03 PUBLIC EMPLOYEES RET TRF | 6,027,532.20 | | 6,027,532.20 | 6,027,532.20 |
| 54877 090_04 STRS CASH BAL PLAN | 19,754.69 | | 19,754.69 | 19,754.69 |
| 54880 099_00 FOREST RESERVE SCHL FUND | 842.05 | | 842.05 | 2.97 |
| 54900 070_18 NCW CAP FAC/MITIGA-FEES | 270,135.13 | | 270,135.13 | 266,485.39 |
| 54902 070_76 NCW SUBORDINATE SPECIAL TAX | 7,615.13 | | 7,615.13 | 7,509.52 |
| 54904 070_78 NORTH CITY WEST CONSTR 1 | 7,965,315.11 | | 7,965,315.11 | 7,873,274.51 |
| 54907 070_79 NO CITY WEST SCH FAC | 483,378.30 | | 483,378.30 | 476,834.93 |
| 54908 070_83 NCW DEL MAR SITE FUND | 91,237.46 | | 91,237.46 | 89,972.22 |
| 54909 070_84 NCW DEL MAR CONSTRUCTION | 5.37 | | 5.37 | 5.29 |
| 54911 070_77 NCW CFD NO 1 SPECIAL TAX | 38,369.68 | | 38,369.68 | 37,837.58 |
| 54914 070_NCW CFD NO 3 | 11,835.59 | | 11,835.59 | 11,671.45 |
| 54915 070_NCW ONE PASEO | 21,581.38 | | 21,581.38 | 21,282.10 |

# PERIODIC FINANCIAL STATEMENT - SCHEDULE OF BALANCE SHEET AND CASH TOTALS BY FUND - GL040

Date:13-AUG-2025 15:39:44

COSD
Current Period: ADJ-25

Currency: USD
No specific FUND requested

| FUND | ASSETS | LIABILITIES | FUND BALANCE | CASH |
|---|---|---|---|---|
| 54955 057_01_CFD CARLSBAD UNIFIED CFD 3 | 8,292,429.87 | | 8,292,429.87 | 8,188,245.77 |
| 54958 057_02_CFD CARLSBAD UNIFIED CFD 4 | 920,549.93 | | 920,549.93 | 908,026.37 |
| 54961 068_01 SAN MARCOS COMM FA 3 | 576,259.87 | | 576,259.87 | 565,350.52 |
| 54964 068_04_CFD SAN MARCOS CFD 4 | 107.52 | | 107.52 | 51.91 |
| 54967 068_05_CFD SAN MARCOS CFD 5 | 68.21 | | 68.21 | 45.56 |
| 54970 068_06_CFD SAN MARCOS CFD 6 | 192,135.01 | | 192,135.01 | 190,945.38 |
| 54976 011_01_CFD DEL MAR CFD 95 1 GEN | 9,387,054.19 | | 9,387,054.19 | 9,261,670.09 |
| 54977 011_02_CFD DEL MAR CFD 99 1 GEN | 10,403,633.44 | | 10,403,633.44 | 10,265,700.48 |
| 54980 034_01_CFD SOLANA BEACH SCHOOL CFD | 464,584.84 | | 464,584.84 | 453,479.69 |
| 54981 034_02_CFD SOLANA BEACH CFD 00 1 | 1,574,218.71 | | 1,574,218.71 | 1,553,710.10 |
| 54982 046_01_CFD SWEETWATER CFD 8 | 77,183.06 | | 77,183.06 | 76,333.50 |
| 54983 034_03_CFD SOLANA BEACH CFD 04-1 | 6,493,822.09 | | 6,493,822.09 | 6,392,071.92 |
| 54985 046_02_CFD SWEETWATER CFD 9 | 14,811,162.24 | | 14,811,162.24 | 14,605,676.21 |
| 54988 046_03_CFD SWEETWATER CFD 6 | 23,491,298.14 | | 23,491,298.14 | 23,168,312.60 |
| 54994 046_05_CFD SWEETWATER CFD 9B | 5,258,491.88 | | 5,258,491.88 | 5,186,211.91 |
| 54997 046_06_CFD SWEETWATER CFD 10 | 17,017,353.99 | | 17,017,353.99 | 16,782,655.15 |
| 55000 046_07_CFD SWEETWATER CFD 11 | 14,607,247.63 | | 14,607,247.63 | 14,405,849.93 |
| 55001 046_09_CFD SWEETWATER UHS CFD 12 | 7,026,802.08 | | 7,026,802.08 | 6,929,906.07 |
| 55002 046_08_CFD SWEETWATER CFD 13 | 5,271,616.48 | | 5,271,616.48 | 5,191,419.33 |
| 55500 001_01 ALPINE UNION ELEM GEN | 7,751,707.13 | | 7,751,707.13 | 7,638,077.16 |
| 55501 001_02 ALPINE USD SP RES CAP PRJ | 2,758,472.34 | | 2,758,472.34 | 2,720,662.93 |
| 55503 001_04 ALPINE ELEM CAFETERIA FD | 1,097,346.86 | | 1,097,346.86 | 1,084,544.14 |
| 55512 001_18 ALPINE CAP FAC ACCT | 239,181.68 | | 239,181.68 | 234,816.05 |
| 55551 006_01 CAJON VLY UN ELEM GEN | 124,309,378.10 | | 124,309,378.10 | 122,643,066.33 |
| 55554 006_02 CAJON VLY SP RES CAP OUT | 8,336,694.10 | | 8,336,694.10 | 8,220,123.68 |
| 55557 006_04 CAJON VALLEY CAFETERIA FD | 582,020.97 | | 582,020.97 | 570,750.62 |
| 55560 006_06 CAJON VLY CHILD CARE CTR | 4,279,189.66 | | 4,279,189.66 | 4,215,195.93 |
| 55563 006_09 CAJON VY OTHER BLDG FUND | 21,766,609.53 | | 21,766,609.53 | 21,494,816.37 |
| 55564 006_10 CAJON VALLEY ELEM BLDG | 3,200,746.42 | | 3,200,746.42 | 3,140,423.32 |
| 55569 006_16 CAJON VALLEY HEALTH INS | 4,171,839.46 | | 4,171,839.46 | 4,125,167.91 |
| 55572 006_18 CAJON VALLEY CAP FAC ACCT | 1,627,511.05 | | 1,627,511.05 | 1,606,260.50 |
| 55581 006_30 CAJON VALY DEDCT INS LOSS | 158,645.83 | | 158,645.83 | 156,227.19 |
| 55583 006_44 CAJON VLY - BLDG FUND PROP | 26,667.85 | | 26,667.85 | |
| 55585 006_39_CHTR CAJON VLY BOSTONIA | 11,346,151.89 | | 11,346,151.89 | 11,198,413.35 |
| 55586 006_42 CAJON VLY SP RES OTHER | 4,713,563.32 | | 4,713,563.32 | 4,648,130.08 |
| 55587 006_46 CAJON VALLEY ST SCH FAC | 0.01 | | 0.01 | |
| 55588 006_79 CAJON VLY SP RES POST EMPLO | 10,267,170.21 | | 10,267,170.21 | 10,126,435.88 |
| 55589 236_62_CHTR CAJON VLY KIDINNU | 3,751,375.34 | | 3,751,375.34 | 3,703,176.75 |
| 55590 007_01 CARDIFF ELEMENTARY GEN | 4,221,583.58 | | 4,221,583.58 | 4,151,118.65 |
| 55592 007_02 CARDIFF SP RES CAP PROJ | 1,071,962.68 | | 1,071,962.68 | 1,055,900.35 |
| 55596 007_04 CARDIFF CAFETERIA | 187,292.60 | | 187,292.60 | 185,282.48 |
| 55601 007_09 CARDIFF BLDG | 3,338.00 | | 3,338.00 | 3,291.71 |
| 55611 007_19 CARDIFF CAP FAC AB2068 | 404,429.09 | | 404,429.09 | 398,865.13 |
| 55614 007_22 CARDIFF ENTERPRISE | 289,103.07 | | 289,103.07 | 287,751.53 |
| 55624 007_80 CARDIFF SPEC RES FD FOR PO | 1,319.32 | | 1,319.32 | 1,301.02 |

# PERIODIC FINANCIAL STATEMENT - SCHEDULE OF BALANCE SHEET AND CASH TOTALS BY FUND - GL040

Date:13-AUG-2025 15:39:44

COSD
Current Period: ADJ-25

Currency: USD
No specific FUND requested

| FUND | ASSETS | LIABILITIES | FUND BALANCE | CASH |
|---|---|---|---|---|
| 55626 009_01 CHULA VISTA CITY ELEM GEN | 141,908,148.90 | | 141,908,148.90 | 139,772,840.26 |
| 55632 009_04 CHULA VISTA CAFETERIA | 16,591,813.16 | | 16,591,813.16 | 16,390,262.26 |
| 55635 009_06 CHULA VST CTY EL CHLD CTR | 7,344,166.83 | | 7,344,166.83 | 7,239,325.18 |
| 55638 009_09 CHULA VISTA OTHER BLDGING | 11.15 | | 11.15 | 5.88 |
| 55647 009_18 CHULA VISTA CAP FAC ACCT | 10,155,912.66 | | 10,155,912.66 | 10,037,830.40 |
| 55650 009_23 CH VISTA PUPIL TRANS EQP | 10.44 | | 10.44 | 5.01 |
| 55653 009_30 CHULA VISTA DEDCT INS LSS | 11,070,806.61 | | 11,070,806.61 | 10,907,801.91 |
| 55655 009_33 CHULA VISTA BLDG MEASVV | 44,253,023.98 | | 44,253,023.98 | 43,621,307.03 |
| 55656 009_37 CV DEDUCT PROP INS LOSS | 21.56 | | 21.56 | 21.26 |
| 55657 009_37 CHULA VISTA MEAS M BLDG | 70,544,991.86 | | 70,544,991.86 | 69,561,691.54 |
| 55659 009_39_CHTR CHULA VISTA CHART SCH | 47,903,042.08 | | 47,903,042.08 | 47,183,866.58 |
| 55665 009_46 CV ELEM STATE SCHOOL FAC | 2,197,777.97 | | 2,197,777.97 | 2,167,300.02 |
| 55667 229_62_CHTR CVESD LEARNG CHOICE AC | 966,230.28 | | 966,230.28 | 947,283.08 |
| 55669 237_62_CHTR GROSSMONT LEARNG CHOIC | 1,456,573.48 | | 1,456,573.48 | 1,433,997.23 |
| 55671 010_01 DEHESA ELEMENTARY GENERAL | 230,675.92 | | 230,675.92 | 213,768.56 |
| 55672 010_02 DEHESA SPEC RES CAP PROJ | 419.08 | | 419.08 | 405.52 |
| 55673 243_62 CHTR DEHESA CABRILLO PT | 2,375,368.87 | | 2,375,368.87 | 2,338,079.07 |
| 55674 010_04 DEHESA CAFETERIA | 7,308.03 | | 7,308.03 | 6,761.86 |
| 55675 228_62_CHTR DEHESA PAC COAST ACAD | 2,717,241.39 | | 2,717,241.39 | 2,672,874.90 |
| 55676 217_62_CHTR DEHESA CA ACAD SPORTS | 9,759,125.40 | | 9,759,125.40 | 9,623,769.53 |
| 55677 010_06 DEHESA CHILD CENTER | 275.45 | | 275.45 | 271.63 |
| 55678 213_62_CHTR DEHESA DIEGO HILLS CEN | 193.56 | | 193.56 | 120.85 |
| 55682 010_80 DEHESA SPEC RES POSTEMPLOYM | 32,641.57 | | 32,641.57 | 32,212.82 |
| 55683 010_19 DEHESA CAP FAC AB2068 | 36,867.34 | | 36,867.34 | 36,374.70 |
| 55684 010_39_CHTR DEHESA CHARTER SCH FUN | 8,415.93 | | 8,415.93 | 8,303.82 |
| 55685 010_42 DEHESA SPEC RES OTHER | 832,336.88 | | 832,336.88 | 816,595.67 |
| 55689 010_46 DEHESA ST SCHOOL FACILITY | 16,677.26 | | 16,677.26 | 15,795.03 |
| 55691 010_62 DEHESA HTS CHTR SCH ENT FUN | 2,410,108.86 | | 2,410,108.86 | 2,383,501.50 |
| 55693 187_62_CHTR DEHESA METHODS CHARTER | 13,110,559.43 | | 13,110,559.43 | 12,882,389.59 |
| 55694 188_62_CHTR DEHESA MOSAICA ONLINE | 4,450,088.09 | | 4,450,088.09 | 4,388,375.95 |
| 55695 011_01 DEL MAR UNION ELEM GEN | 23,153,952.96 | | 23,153,952.96 | 22,780,403.74 |
| 55696 010_33 DEHESA BLDG PROP39-2 MEAS D | 643.72 | | 643.72 | 612.51 |
| 55698 011_02 DEL MAR SP RES CAP OUT | 8,030,258.62 | | 8,030,258.62 | 7,918,808.67 |
| 55701 011_04 DEL MAR UNION CAFETERIA | 310,615.33 | | 310,615.33 | 307,482.02 |
| 55706 011_09 DEL MAR USD OTHER BLDG | 19,338,358.37 | | 19,338,358.37 | 18,986,296.25 |
| 55710 011_12 DEL MAR UN DEFERRED MAINT | 3,425,760.30 | | 3,425,760.30 | 3,382,508.80 |
| 55716 011_19 DEL MAR CAP FAC AB2068 | 2,351,765.25 | | 2,351,765.25 | 2,319,997.76 |
| 55719 011_20 DEL MAR FOUNDATION TRUST | 33,747.13 | | 33,747.13 | 33,268.48 |
| 55720 011_22 DEL MAR ENTERPRISE FUND | 4,932,898.62 | | 4,932,898.62 | 4,878,653.26 |
| 55725 011_42 DEL MAR SPEC RES OTHER | 2,283,807.93 | | 2,283,807.93 | 2,252,143.75 |
| 55731 011_46 DEL MAR STATE SCH FAC | 494.25 | | 494.25 | 487.40 |
| 55734 014_01 ENCINITAS UN ELEM GEN | 31,995,274.70 | | 31,995,274.70 | 31,525,866.65 |
| 55735 014_02 ENCINITAS SPECIAL RES CAP | 7,936,258.30 | | 7,936,258.30 | 7,825,319.15 |
| 55737 014_04 ENCINITAS UN CAFETERIA | 1,177,065.14 | | 1,177,065.14 | 1,161,131.33 |
| 55744 014_16 ENCINITAS | 5,840,966.39 | | 5,840,966.39 | 5,758,284.26 |

# PERIODIC FINANCIAL STATEMENT - SCHEDULE OF BALANCE SHEET AND CASH TOTALS BY FUND - GL040

Date:13-AUG-2025 15:39:44

COSD
Current Period: ADJ-25

Currency: USD
No specific FUND requested

| FUND | ASSETS | LIABILITIES | FUND BALANCE | CASH |
|---|---|---|---|---|
| 55749 014_19 ENCINITAS CAP FAC AB2068 | 2,497,915.92 | | 2,497,915.92 | 2,467,211.47 |
| 55753 014_57 ENCINITAS FOUNDATION PERM T | 125,500.24 | | 125,500.24 | 123,759.85 |
| 55757 014_31 ENCINITAS BLDG MEAS Z PROP3 | 57,523,309.57 | | 57,523,309.57 | 57,182,067.73 |
| 55758 014_42 ENCINITAS SPEC RES OTHER | 6,238,439.92 | | 6,238,439.92 | 6,140,186.73 |
| 55764 015_01 ESCONDIDO UN ELEM GEN | 89,694,995.05 | | 89,694,995.05 | 88,404,796.64 |
| 55767 015_02 ESCONDIDO SP RES CAP OUT | 13,979,625.97 | | 13,979,625.97 | 13,748,478.84 |
| 55770 015_04 ESCONDIDO UN CAFETERIA FD | 12,537,717.09 | | 12,537,717.09 | 12,379,557.45 |
| 55773 015_06 ESCONDIDO UN ELEM CHL CTR | 3,212,776.14 | | 3,212,776.14 | 3,170,174.92 |
| 55776 015_09 ESCONDIDO UN OTHER BLDG | 670,693.29 | | 670,693.29 | 661,392.37 |
| 55779 015_10 ESCONDIDO UNION BLDG | 209,622.73 | | 209,622.73 | 206,715.76 |
| 55782 015_12 ESCONDIDO ELEM DEF MAINT | 236,898.01 | | 236,898.01 | 231,903.55 |
| 55786 015_19 ESCONDIDO CAP PROJECT SB206 | 5,897,782.03 | | 5,897,782.03 | 5,817,597.68 |
| 55789 015_57 ESCONDIDO FOUNDATION PERM | 14,424.96 | | 14,424.96 | 14,224.92 |
| 55790 015_31 ESCONDIDO BLDNG PROP 39 DS | 12,154,497.49 | | 12,154,497.49 | 11,978,959.66 |
| 55797 015_35 ESC SP RES FED REBATE | 50,815.62 | | 50,815.62 | 50,110.93 |
| 55800 015_38 ESCONDIDO CAP FAC REDEVEL | 9,619,886.57 | | 9,619,886.57 | 9,476,693.95 |
| 55804 015_42 ESCONDIDO SPEC RES OTH C O | 639,986.77 | | 639,986.77 | 631,106.01 |
| 55807 015_58 ESCONDIDO CAP PROJ CFD | 433,468.14 | | 433,468.14 | 427,808.45 |
| 55809 015_46 ESCONDIDO UN ST SCH FAC | 5,262.42 | | 5,262.42 | 5,192.05 |
| 55814 204_62_CHTR ESCONDIDO UN EPIPHANY | 137,054.81 | | 137,054.81 | 135,154.18 |
| 55815 016_01 FALLBROOK UNION ELEM GEN | 28,508,509.98 | | 28,508,509.98 | 28,077,919.56 |
| 55817 016_06 FALLBROOK UESD CHILD DEV PS | 600,061.20 | | 600,061.20 | 592,103.85 |
| 55818 016_04 FALLBROOK UN CAFETERIA | 5,186,198.67 | | 5,186,198.67 | 5,117,435.84 |
| 55820 016_80 FALLBROOK SPEC RES POST EMP | 41,856.54 | | 41,856.54 | 41,276.09 |
| 55821 016_12 FALLBROOK DEFERRED MAINT | 11.81 | | 11.81 | 11.64 |
| 55822 016_02 FALLBROOK SP RSV- CAP PRJ | 182,961.61 | | 182,961.61 | 181,318.10 |
| 55824 016_16 FALLBROK HLTH WLF SLF INS | 252,211.46 | | 252,211.46 | 249,076.27 |
| 55827 016_18 FALLBROOK UN CAP FAC ACCT | 5,666,180.97 | | 5,666,180.97 | 5,583,390.61 |
| 55830 016_23 FALLBROOK PUPIL TRANS E9P | 5,803.00 | | 5,803.00 | 5,722.53 |
| 55833 016_42 FALLBROOK UNION | 5,939,681.52 | | 5,939,681.52 | 5,857,312.26 |
| 55835 016_46 FALLBROOK ST SCH FACILITY | 1,847,068.95 | | 1,847,068.95 | 1,821,451.05 |
| 55839 017_01 JAMUL DULZURA GENERAL | 2,631,723.03 | | 2,631,723.03 | 2,581,544.91 |
| 55843 017_02 JAMUL DULZURA SPEC RES CAPI | 46,346.88 | | 46,346.88 | 44,998.14 |
| 55845 017_04 JAMUL DULZURA CAFETERIA | 497,683.80 | | 497,683.80 | 490,840.76 |
| 55848 017_06 JAMUL DULZURA CHILD DEVEL | 6,278.73 | | 6,278.73 | 6,139.42 |
| 55851 017_10 JAMUL DULZURA BLDG | 1,586,181.96 | | 1,586,181.96 | 1,564,185.38 |
| 55854 017_12 JAMUL DULZURA DEF MAINT | 16,139.59 | | 16,139.59 | 15,915.77 |
| 55857 017_19 JAMUL DLZA CAP FAC AB2068 | 163,603.84 | | 163,603.84 | 161,327.47 |
| 55864 017_23 JAMUL DULZURA PUPIL TRANS E | 9,134.89 | | 9,134.89 | 9,008.21 |
| 55869 017_39_CHTR JAMUL CHARTER SCHOOL F | 1,008,086.26 | | 1,008,086.26 | 998,278.95 |
| 55872 017_42 JAMUL SPECIAL RES OTHER | 468,688.81 | | 468,688.81 | 462,189.22 |
| 55878 018_01 JULIAN UNION ELEM GEN | 2,867,472.67 | | 2,867,472.67 | 2,832,879.45 |
| 55882 018_02 JULIAN SPEC RES-CAP PRJ | 52,908.41 | | 52,908.41 | 52,522.29 |
| 55884 018_04 JULIAN UNION CAFETERIA | 80,089.14 | | 80,089.14 | 78,712.70 |
| 55887 018_12 JULIAN ELEM DEF MAINT | 51.31 | | 51.31 | 50.60 |

# PERIODIC FINANCIAL STATEMENT - SCHEDULE OF BALANCE SHEET AND CASH TOTALS BY FUND - GL040

Date:13-AUG-2025 15:39:44

COSD
Current Period: ADJ-25

Currency: USD
No specific FUND requested

| FUND | ASSETS | LIABILITIES | FUND BALANCE | CASH |
|---|---|---|---|---|
| 55889 018_17 JULIAN UN OPEB OTH POSTEMP | 801,948.94 | | 801,948.94 | 790,827.81 |
| 55890 018_18 JULIAN UN CAP FAC ACCT | 29,326.41 | | 29,326.41 | 28,670.54 |
| 55891 018_22 JULIAN UN OTHER ENTERPRISE | 1,051,479.22 | | 1,051,479.22 | 1,036,896.06 |
| 55895 239_62_CHTR JULIAN BEST ACAD | 3,534,986.15 | | 3,534,986.15 | 3,483,355.16 |
| 55896 018_42 JULIAN UN SPEC RES OTHER | 1,381,093.45 | | 1,381,093.45 | 1,361,940.97 |
| 55897 232_62_CHTR JUSD JCS-CEDAR COVE | 294,545.15 | | 294,545.15 | 290,274.53 |
| 55898 227_62_CHTR JUSD DIEGO VLY EAST | 59,544.86 | | 59,544.86 | 56,526.35 |
| 55900 215_62_CHTR JULIAN UN JCS-MTN OAKS | 385,583.95 | | 385,583.95 | 379,913.88 |
| 55904 180_62_CHTR JULIAN UN HARBOR SPRIN | 505,283.58 | | 505,283.58 | 489,166.53 |
| 55905 019_01 LAKESIDE UNION ELEM GEN | 13,724,407.68 | | 13,724,407.68 | 13,531,423.49 |
| 55908 019_02 LAKESIDE SP RES CAP OUT | 1,151,681.31 | | 1,151,681.31 | 1,140,864.09 |
| 55912 019_04 LAKESIDE CAFETERIA 13-00 | 4,022,559.48 | | 4,022,559.48 | 3,963,137.85 |
| 55914 019_06 LAKESIDE UN CHILD DEVELOP | 3,702,490.35 | | 3,702,490.35 | 3,647,475.11 |
| 55916 019_08 LAKESIDE UN ASB SP REV | 31,850.12 | | 31,850.12 | 31,238.76 |
| 55921 019_62 LAKESIDE CH SC ENTERPRISE | 1,252,078.42 | | 1,252,078.42 | 1,235,286.48 |
| 55929 019_19 LAKESIDE CAP FAC AB2068 | 153,341.97 | | 153,341.97 | 151,877.32 |
| 55938 019_23 LAKESIDE PUPIL TRAN EQUIP | 1,195.30 | | 1,195.30 | 1,176.90 |
| 55942 019_31 LAKESIDE BLDG PROP 39 AND D | 2,873.82 | | 2,873.82 | 2,829.67 |
| 55947 019_42 LAKESIDE SPEC RES OTHER | 411,121.49 | | 411,121.49 | 407,216.40 |
| 55956 020_01 LA MESA SPRING VLY EL GEN | 39,078,148.77 | | 39,078,148.77 | 38,427,418.62 |
| 55957 020_22 LA MESA SP VLY ENTERPRISE | 3,795,285.06 | | 3,795,285.06 | 3,734,829.44 |
| 55958 020_31 LA MESA SV BLDG PROP39 | 40,920,349.57 | | 40,920,349.57 | 40,238,126.24 |
| 55959 020_02 LA MESA SV SP RES CAP OUT | 2,282,792.57 | | 2,282,792.57 | 2,251,918.97 |
| 55962 020_04 LA MESA SPR VLY CAFETERIA | 5,456,958.22 | | 5,456,958.22 | 5,399,825.26 |
| 55965 020_06 LA MESA SP VLY EL CHD CTR | 4,130,094.13 | | 4,130,094.13 | 4,078,042.96 |
| 55966 020_08 LA MESA SPR VLY ASB SRF | 166,393.55 | | 166,393.55 | 163,975.11 |
| 55971 020_19 LA MESA SV CAP FAC AB2068 | 5,474,683.60 | | 5,474,683.60 | 5,401,790.24 |
| 55972 020_42 LA MESA SV SPECIAL RES CAP | 2,335,546.12 | | 2,335,546.12 | 2,303,157.67 |
| 55981 211_62_CHTR LMSV NUA SPARROW | 549,248.44 | | 549,248.44 | 539,932.06 |
| 55983 021_01 LEMON GROVE ELEM GEN | 16,425,206.65 | | 16,425,206.65 | 16,179,136.74 |
| 55984 021_02 LEMON GROVE SP RSV - CAPITA | 700,448.27 | | 700,448.27 | 668,027.83 |
| 55986 021_04 LEMON GROVE CAFETERIA | 2,757,022.21 | | 2,757,022.21 | 2,722,844.47 |
| 55989 021_06 LEMON GROVE | 1,464,829.11 | | 1,464,829.11 | 1,442,388.84 |
| 55992 021_10 LEMON GROVE BLDG ELEM | 0.12 | | 0.12 | 0.12 |
| 55995 021_12 LEMON GROVE ELM DEF MAINT | 3,116,148.20 | | 3,116,148.20 | 3,073,631.50 |
| 55998 021_18 LEMON GRV CAP FACILITIES | 321,049.75 | | 321,049.75 | 316,578.34 |
| 55999 021_80 LEMON GRV SP RES POSTEMPL B | 1,404.02 | | 1,404.02 | 1,384.61 |
| 56001 021_19 LEMON GROV CAP FAC AB2068 | 650,946.32 | | 650,946.32 | 642,481.94 |
| 56002 021_22 LEMON GROVE ENTERPRISE | 1,364.60 | | 1,364.60 | 1,345.68 |
| 56004 021_30 LEMON GROVE DEDCT INS LOS | 270,895.23 | | 270,895.23 | 267,190.33 |
| 56005 021_31 LEMON GROVE BLDG FD PROP 39 | 0.23 | | 0.23 | 0.23 |
| 56006 021_42 LEMON GROVE SPEC RES OTHER | 2,445,843.34 | | 2,445,843.34 | 2,411,925.52 |
| 56007 021_45 LG ST SCH BLDG LEASE PURC | 75.88 | | 75.88 | 75.88 |
| 56008 021_33 LEMON GROVE BLDG FD PROP 39 | 1,622,515.14 | | 1,622,515.14 | 1,583,161.71 |
| 56009 021_77 LEMON GROVE BLDG FD PROP 39 | 921,729.29 | | 921,729.29 | 911,937.99 |

# PERIODIC FINANCIAL STATEMENT - SCHEDULE OF BALANCE SHEET AND CASH TOTALS BY FUND - GL040

Date:13-AUG-2025 15:39:44

COSD
Current Period: ADJ-25

Currency: USD
No specific FUND requested

| FUND | ASSETS | LIABILITIES | FUND BALANCE | CASH |
|---|---|---|---|---|
| 56010 021_46 LEMON GROVE SCHL FAC | 4,693,880.92 | | 4,693,880.92 | 4,624,330.40 |
| 56013 023_01 NATIONAL ELEMENTARY GEN | 31,982,415.71 | | 31,982,415.71 | 31,472,855.48 |
| 56016 023_02 NATIONAL SP RES CAP OUT | 196,320.60 | | 196,320.60 | 193,598.11 |
| 56019 023_04 NATIONAL CAFETERIA | 3,877,268.91 | | 3,877,268.91 | 3,838,695.12 |
| 56022 023_06 NATIONAL ELEM CHLDRNS CTR | 1,254,190.04 | | 1,254,190.04 | 1,234,611.60 |
| 56025 023_12 NATIONAL ELEM DEF MAINT | 0.01 | | 0.01 | 0.01 |
| 56031 023_19 NATIONAL CAP FAC AB2068 | 116,701.09 | | 116,701.09 | 108,325.55 |
| 56032 023_31 2020 NAT BLDG FD PROP 39 | 15,470,598.22 | | 15,470,598.22 | 15,225,603.36 |
| 56033 023_31 NATIONAL BLDG PROP 39 | 0.11 | | 0.11 | 0.11 |
| 56034 023_38 NATIONAL CAP FAC REDEVEL | 1,047,239.18 | | 1,047,239.18 | 1,032,966.46 |
| 56040 023_46 NATL SCH DIST ST SCH CAP | 16,474.71 | | 16,474.71 | 16,246.25 |
| 56044 023_62_CHTR NATL CHARTER SCH ENTER | 3,510,942.06 | | 3,510,942.06 | 3,468,182.77 |
| 56045 199_62_CHTR NATL BEACON CLASSICAL | 822.94 | | 822.94 | 811.53 |
| 56070 028_01 RANCHO SANTA FE ELEM GEN | 3,803,026.70 | | 3,803,026.70 | 3,755,466.32 |
| 56082 028_18 RCHO STA FE CAP FAC ACCT | 60,221.87 | | 60,221.87 | 59,386.73 |
| 56085 028_19 RCH SNT FE CAP FAC AB2068 | 4,266,352.51 | | 4,266,352.51 | 4,207,703.32 |
| 56088 028_42 RNCHO STA FE SP RES OTHER | 6,162,268.39 | | 6,162,268.39 | 6,068,602.30 |
| 56097 034_01 SOLANA BEACH ELEM GEN | 23,940,037.64 | | 23,940,037.64 | 23,568,946.12 |
| 56100 034_02 SOLANA BCH SP RES CAP OUT | 6,333,946.19 | | 6,333,946.19 | 6,243,109.94 |
| 56103 034_04 SOLANA BEACH CAFETERIA | 1,069,926.68 | | 1,069,926.68 | 1,057,770.78 |
| 56106 034_06 SOLANA BEACH CHILD CARE | 247,885.38 | | 247,885.38 | 241,011.10 |
| 56109 034_09 SOLANA BCH OTHER BLDG FD | 8.65 | | 8.65 | 8.53 |
| 56112 034_12 SOLANA BEACH DEF MAINT | 4,464,379.88 | | 4,464,379.88 | 4,405,433.44 |
| 56115 034_16 SOL BCH SELF INSURANCE TR | 1,325,125.75 | | 1,325,125.75 | 1,308,072.33 |
| 56118 034_18 SOLANA BEACH CAP FAC ACCT | 0.03 | | 0.03 | 0.03 |
| 56121 034_19 SOLANA BCH CAP FAC AB2068 | 1,488,190.85 | | 1,488,190.85 | 1,469,471.74 |
| 56125 034_32 SOLANA BEACH FOUNDATION SR | 1,133,166.11 | | 1,133,166.11 | 1,117,681.56 |
| 56126 034_39 SOLANA BCH BLDG PROP 39 | 3,817,052.15 | | 3,817,052.15 | 3,774,179.71 |
| 56127 034_42 SOLANA BCH SP RES OTHER | 8,901,795.73 | | 8,901,795.73 | 8,778,328.57 |
| 56128 034_80 SOLANA BEACH SPEC RES PE BE | 3,565,755.26 | | 3,565,755.26 | 3,516,306.71 |
| 56131 034_46 SOLANA BEACH SCH FAC FD | 0.01 | | 0.01 | 0.01 |
| 56133 031_01 SAN PASQUAL UN ELEM GEN | 3,416,786.90 | | 3,416,786.90 | 3,374,216.51 |
| 56135 031_42 SAN PASQUAL SP RES OTHER | 264,584.94 | | 264,584.94 | 260,915.77 |
| 56136 031_02 SN PASQUAL SP RES CAP OUT | 773,716.53 | | 773,716.53 | 762,761.42 |
| 56137 031_04 SAN PASQUAL UN CAFETERIA | 329,092.74 | | 329,092.74 | 324,330.18 |
| 56141 031_22 SAN PASQUAL ENTERPRISE FD | 411,155.33 | | 411,155.33 | 405,279.02 |
| 56142 031_12 SAN PASQUAL DEF MAINT | 577,759.45 | | 577,759.45 | 569,149.51 |
| 56145 031_19 SN PASQUAL CAP FAC AB2068 | 601,768.14 | | 601,768.14 | 593,578.52 |
| 56154 032_01 SANTEE ELEMENTARY GENERAL | 39,234,663.25 | | 39,234,663.25 | 38,688,629.83 |
| 56160 032_04 SANTEE ELEM CAFETERIA | 4,409,233.51 | | 4,409,233.51 | 4,362,033.50 |
| 56163 032_06 SANTEE CHILD CARE CENTER | 522,221.64 | | 522,221.64 | 513,994.75 |
| 56167 032_DS SANTEE BLDG FUND-PROP 39 | 0.01 | | 0.01 | 0.01 |
| 56169 032_12 SANTEE ELEM DEF MAINT | 881,869.57 | | 881,869.57 | 875,913.78 |
| 56172 032_18 SANTEE CAP FAC ACCT | 1,688,897.50 | | 1,688,897.50 | 1,665,685.75 |
| 56173 032_22 SANTEE OTHER ENTERPRISE FUN | 2,129,766.94 | | 2,129,766.94 | 2,099,012.91 |

# PERIODIC FINANCIAL STATEMENT - SCHEDULE OF BALANCE SHEET AND CASH TOTALS BY FUND - GL040

Date:13-AUG-2025 15:39:44

COSD

Current Period: ADJ-25

Currency: USD

No specific FUND requested

| FUND | ASSETS | LIABILITIES | FUND BALANCE | CASH |
|---|---|---|---|---|
| 56181 032_38 SANTEE CAP FAC REDEVELOP | 2,474,338.06 | | 2,474,338.06 | 2,437,306.25 |
| 56185 032_40 SANTEE SPEC RES CAP PROJECT | 8,011,738.31 | | 8,011,738.31 | 7,897,763.37 |
| 56187 032_42 SANTEE SPEC RESERVE OTHER | 2,909,822.33 | | 2,909,822.33 | 2,856,121.74 |
| 56191 032_46 SANTEE CNTY SCH FACILITIES | 8.40 | | 8.40 | 8.29 |
| 56193 033_01 SAN YSIDRO ELEM GEN | 14,835,556.17 | | 14,835,556.17 | 14,519,489.26 |
| 56195 033_04 SAN YSIDRO CAFETERIA | 2,278,183.73 | | 2,278,183.73 | 2,244,118.55 |
| 56196 033_02 SAN YSIDRO SP RES CAP OUT | 6,821,356.71 | | 6,821,356.71 | 6,726,383.08 |
| 56199 033_06 SAN YSIDRO ELEM CHLD CNTR | 2,453,148.44 | | 2,453,148.44 | 2,422,212.54 |
| 56202 033_10 SAN YSIDRO ELEM BLDG | 0.01 | | 0.01 | 0.01 |
| 56208 033_18 SAN YSIDRO CAP FAC ACCT | 9,098,727.98 | | 9,098,727.98 | 8,971,658.48 |
| 56212 033_33 SN YSIDRO BLDG PROP39-2 MEA | 46,830,534.09 | | 46,830,534.09 | 46,346,341.42 |
| 56213 033_31 SN YSIDRO BLDG PROP39 MEAS | 36,536,259.72 | | 36,536,259.72 | 36,204,453.54 |
| 56221 033_46 SAN YSIDRO ST SCH FAC | 173,792.89 | | 173,792.89 | 171,382.80 |
| 56225 033_59_CFD SAN YSIDRO SD CFD 1 | 119,520.71 | | 119,520.71 | 118,211.63 |
| 56227 033_54_CFD SAN YSIDRO SD CFD 2 | 835,460.40 | | 835,460.40 | 826,106.58 |
| 56228 033_55_CFD SAN YSIDRO SD CFD 3 | 2,606,782.75 | | 2,606,782.75 | 2,579,137.34 |
| 56232 035_01 SOUTH BAY UNION ELEM GEN | 58,886,850.49 | | 58,886,850.49 | 58,026,021.70 |
| 56235 035_02 SOUTH BAY SP RES CAP OUT | 1,670,662.56 | | 1,670,662.56 | 1,647,494.44 |
| 56238 035_04 SOUTH BAY UN CAFETERIA FD | 2,807,688.87 | | 2,807,688.87 | 2,770,788.47 |
| 56241 035_06 SOUTH BAY CHILD CTR | 2,707,905.46 | | 2,707,905.46 | 2,666,408.25 |
| 56244 035_10 SOUTH BAY BUILDING | 7,384,295.34 | | 7,384,295.34 | 7,278,732.37 |
| 56250 035_19 SOUTH BAY CAP FAC AB2068 | 1,276,940.20 | | 1,276,940.20 | 1,259,438.58 |
| 56253 035_20 SOUTH BAY FOUNDATION TRST | 13,471.47 | | 13,471.47 | 13,284.66 |
| 56254 035_42 SO BAY SPEC RES OTHER | 116,512.43 | | 116,512.43 | 114,896.68 |
| 56255 035_39 SOUTH BAY CHARTER SCHOOL | 15,989,344.72 | | 15,989,344.72 | 15,786,484.68 |
| 56258 035_81 IMPERIALL BEACH CHTR SCH | 5,035,407.66 | | 5,035,407.66 | 4,974,778.95 |
| 56259 035_46 SOUTH BAY UN ST SCH FAC | 99,969.64 | | 99,969.64 | 98,583.30 |
| 56261 035_80 SO BAY SPEC RES FOR POSTEMP | 159,154.25 | | 159,154.25 | 156,947.16 |
| 56262 036_01 SPENCER VALLEY ELEM GEN | 6,366,422.04 | | 6,366,422.04 | 6,278,468.44 |
| 56263 036_02 SPENCER VLY SP RES CAP PROJ | 38,592.90 | | 38,592.90 | 38,057.70 |
| 56264 036_22 SPENCER VLY ENTERPRISE FD | 2,390.27 | | 2,390.27 | 2,326.40 |
| 56268 036_42 SPENCER VLY SPC RES OTHER | 3,677,651.38 | | 3,677,651.38 | 3,626,650.55 |
| 56274 037_01 VALLECITOS ELEM GEN | 1,967,987.34 | | 1,967,987.34 | 1,936,732.64 |
| 56280 037_04 VALLECITOS CAFETERIA | 103,552.44 | | 103,552.44 | 102,353.72 |
| 56283 037_06 VALLECITOS CHILD DEVELOP | 19,611.15 | | 19,611.15 | 19,339.19 |
| 56289 037_18 VALLECITOS CAP FAC ACCT | 55,064.18 | | 55,064.18 | 54,368.34 |
| 56295 037_42 VALLECITOS SPEC RES OTHER | 607,295.29 | | 607,295.29 | 598,873.56 |
| 56297 037_46 VALLECITOS CO SCH FAC | 35,271.45 | | 35,271.45 | 32,271.05 |
| 56700 001_DS ALPINE UNION 1997A | 13,477,965.04 | 13,457,895.00 | 20,070.04 | 19,791.71 |
| 56701 004_DS BONSALL UN ELEM ELEC 2005 S | 12.60 | | 12.60 | 12.42 |
| 56703 001_DS ALPINE ELEM 1999B | 15,257,248.96 | 14,382,756.25 | 874,492.71 | 861,928.75 |
| 56705 006_DS CAJON VALLEY DS 2000A | 12,065,554.98 | 12,065,554.98 | | |
| 56706 007_DS CARDIFF SCH DIST 2000A | 23,293,861.35 | 21,375,350.00 | 1,918,511.35 | 1,896,859.31 |
| 56707 006_DS CAJON VALLEY DEBT SERV 2000 | 37,004,125.02 | 37,004,125.02 | | |
| 56708 006_DS CAJON VALLEY ELEM DS2000C | 26,730,491.25 | 26,730,491.25 | | |

# PERIODIC FINANCIAL STATEMENT - SCHEDULE OF BALANCE SHEET AND CASH TOTALS BY FUND - GL040

Date:13-AUG-2025 15:39:44

COSD
Current Period: ADJ-25

Currency: USD
No specific FUND requested

| FUND | ASSETS | LIABILITIES | FUND BALANCE | CASH |
|---|---|---|---|---|
| 56710 009_DS CHULA VISTA ELEM 1998G DS | 25,802,022.50 | 25,802,022.50 | | |
| 56711 006_DS CAJON VALLEY ELEM DS2000D | (354,068.90) | (354,068.90) | | |
| 56712 009_DS CHULA VISTA ELEM 1999A | 31,757,645.00 | 31,757,645.00 | | |
| 56713 009_DS CHULA VISTA DS 1998E | 17,304,000.13 | 17,304,000.13 | | |
| 56714 009_DS CHULA VISTA ELEM 1998F DS | 22,435,312.50 | 22,435,312.50 | | |
| 56715 009_DS CH VISTA ELEM 2000B 1998 | 14,550,276.87 | 14,550,276.87 | | |
| 58716 009_DS CHULA VISTA DS 1998C EL | 10,706,955.00 | 10,706,955.00 | | |
| 56717 009_DS CHULA VISTA DS 1998D | 15,837,411.25 | 15,837,411.25 | | |
| 56719 009_DS CHULA VISTA ELEM 2005 REFUN | (504,792.13) | (504,792.13) | | |
| 56720 006_DS CAJON VALLEY ELEM DS 2008A | 9.05 | | 9.05 | 8.92 |
| 56722 004_DS BONSALL USD 2005 SERIES 200 | 0.13 | | 0.13 | 0.13 |
| 56725 006_DS CAJON VALLEY 2000 ELEC 2010 | 1.01 | | 1.01 | 0.99 |
| 56727 014_DS ENCINITAS ELEM 1996A GDB | 60,150,720.49 | 60,150,000.00 | 720.49 | 710.67 |
| 56728 009_DS CHULA VISTA ELEM 2010 REF | 9,672.53 | | 9,672.53 | 9,547.21 |
| 56731 014_DS ENCINITAS USD 2010 ELEC 201 | 2,144,219.41 | | 2,144,219.41 | 2,121,097.31 |
| 56732 006_DS CAJON VALLEY USD 2011 QSCB | 1,904,165.36 | | 1,904,165.36 | 1,882,519.17 |
| 56734 006_DS CAJON VALLEY USD 2011 REFUN | 979,326.50 | | 979,326.50 | 968,140.99 |
| 56735 009_DS CHULA VISTA ELEM 2012 REF | 1,953,050.06 | | 1,953,050.06 | 1,930,669.00 |
| 56737 006_DS CAJON VALLEY ELEM 2011C 200 | 92,065.15 | | 92,065.15 | 90,792.79 |
| 56738 014_DS ENCINITAS USD 2010 ELEC 201 | 290,708.77 | | 290,708.77 | 287,745.02 |
| 56740 009_DS CHULA VISTA ELEM SFID 2012A | 94,640.60 | | 94,640.60 | 93,332.00 |
| 56742 015_DS ESCONDIDO ELEM REF1996A/200 | 20,065,843.78 | 20,065,843.78 | | |
| 56743 015_DS ESCONDIDO ELEM 2002A REF | 80,687,540.74 | 80,682,612.50 | 4,928.24 | 4,858.83 |
| 56744 016_DS FALLBROOK ELEM 2004C | 7,818,381.13 | 7,816,904.96 | 1,476.17 | 1,454.62 |
| 56746 016_DS FALLBROOK UNION ELEM 2003 A | 39,127,233.06 | 39,125,832.05 | 1,401.01 | 1,380.51 |
| 56747 016_DS FALLBROOK ELEM 2003B | 10,839,324.31 | 9,903,311.34 | 936,012.97 | 925,603.41 |
| 56749 016_DS FALLBROOK UN ELEM ELEC 2002 | 116,420.36 | (21,342.29) | 137,762.65 | 136,332.35 |
| 56750 016_DS FALLBROOK UN ELEM 2010A REF | 2,710.83 | | 2,710.83 | 2,675.28 |
| 56752 016_DS FALLBROOK UN ELEM 2012 REF | 2,995,024.76 | | 2,995,024.76 | 2,960,597.54 |
| 56753 009_DS CHULA VISTA ELEM 2013 REF | 998,458.50 | | 998,458.50 | 986,388.89 |
| 56754 017_DS JAMUL LAS FLORES 1976C | 807,880.00 | 807,880.00 | | |
| 56755 006_DS CAJON VALLEY USD 2014 REF B | 475,630.17 | | 475,630.17 | 468,736.80 |
| 56756 021_DS LEMON GROVE ELEC 2008B | 2,465.48 | | 2,465.48 | 2,430.23 |
| 56757 017_DS JAMUL DULZURA ELEM 1995A | 5,877,577.50 | 5,877,577.50 | | |
| 56758 017_DS JAMUL ELEM 2004A | 8,281,162.79 | 7,084,481.25 | 1,196,681.54 | 1,182,968.10 |
| 56759 021_DS_LEMON GROVE ELEC 2008C | 3,731.79 | | 3,731.79 | 3,683.44 |
| 56760 017_DS JAMUL 1998A | 5,192,222.66 | 5,087,016.25 | 105,206.41 | 103,752.26 |
| 56761 020_DS LA MESA SPRING VALLEY DS 20 | 53,946,555.23 | 53,946,420.25 | 134.98 | 132.90 |
| 56762 020_DS LA MESA SPRING VALLEY 2002B | 39,913,338.20 | 34,550,000.00 | 5,363,338.20 | 5,303,629.71 |
| 56763 021_DS LEMON GROVE DS 1999A ELEM | 11,840,664.51 | 11,719,546.25 | 121,118.26 | 119,387.39 |
| 56764 021_DS LEMON GROVE DS 1998B EL | 8,960,957.40 | 7,061,520.00 | 1,899,437.40 | 1,878,091.22 |
| 56765 021_DS LEMON GROVE DS 1998C ELEM | 7,684,325.72 | 7,193,628.40 | 490,697.32 | 485,066.87 |
| 56767 021_DS LEMON GROVE DS 2008A | 18.57 | | 18.57 | 18.33 |
| 56768 028_DS RANCHO SANTA FE 2004B | 1,717,938.28 | 1,717,938.28 | | |
| 56769 028_DS RANCHO SANTA FE DS 1991A | 322,973.12 | 322,973.12 | | |

# PERIODIC FINANCIAL STATEMENT - SCHEDULE OF BALANCE SHEET AND CASH TOTALS BY FUND - GL040

Date:13-AUG-2025 15:39:44

COSD

Current Period: ADJ-25

Currency: USD

No specific FUND requested

| FUND | ASSETS | LIABILITIES | FUND BALANCE | CASH |
|---|---|---|---|---|
| 56770 028_DS RANCHO SANTA FE 2004A | 4,442,285.69 | 4,394,178.23 | 48,107.46 | 47,443.93 |
| 56771 020_DS RANCHO SANTA FE 2008A | 458,385.40 | | 458,385.40 | 453,421.72 |
| 56773 028_DS RANCHO SANTA FE 2008B | 63.03 | | 63.03 | 62.17 |
| 56774 009_DS CHULA VISTA ELEM SFID 2012B | 693,337.92 | | 693,337.92 | 685,684.07 |
| 56776 006_DS CAJON VALLEY USD 2012A | 84,172.48 | | 84,172.48 | 83,010.93 |
| 56779 032_DS SANTEE SCHOOL DISTRICT 2006 | 2,638.34 | | 2,638.34 | 2,601.76 |
| 56780 032_DS SANTEE SCHOOL DIST DS 2006D | 2,443.82 | | 2,443.82 | 2,409.93 |
| 56781 031_DS SAN PASQUAL DS 1999A ELEM | 2,663,827.17 | 2,613,455.00 | 50,372.17 | 49,674.32 |
| 56782 032_DS SANTEE SCHOOL DIST DS 2006B | 22.34 | | 22.34 | 22.05 |
| 56783 032_DS SANTEE SCHOOL DIST DS 2006C | 357,037.78 | | 357,037.78 | 352,939.90 |
| 56786 033_DS SAN YSIDRO 1997D | 59,599,493.69 | 55,130,818.75 | 4,468,674.94 | 4,417,288.98 |
| 56787 033_DS SAN YSIDRO ELEM 1997A | 12,860,180.03 | 12,860,180.03 | | |
| 56788 033_DS SAN YSIDRO ELEM 1997B | 16,045,278.20 | 16,045,278.20 | | |
| 56789 033_DS SAN YSIDRO 1997C | 25,938,923.75 | 25,938,923.75 | | |
| 56791 033_DS SAN YSIDRO 1997E | 29,762.63 | | 29,762.63 | 29,348.85 |
| 56792 033_DS SAN YSIDRO 1997F | 2,640.43 | | 2,640.43 | 2,602.75 |
| 56793 035_DS SOUTH BAY 1997A GOB | 14,877,468.49 | 14,830,888.75 | 46,579.74 | 45,941.75 |
| 56794 035_DS SOUTH BAY USD 2008A | 7.95 | | 7.95 | 7.84 |
| 56795 033_DS SAN YSIDRO 1997G | 2,150.36 | | 2,150.36 | 2,119.48 |
| 56797 019_DS LAKESIDE USD 2008A | 1,814,668.57 | | 1,814,668.57 | 1,794,582.82 |
| 56798 019_DS LAKESIDE USD 2008B | 1,698.40 | | 1,698.40 | 1,674.84 |
| 56799 010_DS DEHESA SCH DIST 2010A | 71,625.97 | | 71,625.97 | 70,820.99 |
| 56800 035_DS SOUTH BAY USD 2012A | 80,709.85 | | 80,709.85 | 79,595.09 |
| 56801 010_DS DEHESA SCH DIST 2012A | 61,177.19 | | 61,177.19 | 60,500.09 |
| 56802 020_DS LA MESA SPRING VALLEY SD 20 | 2.88 | | 2.88 | 2.84 |
| 56803 020_DS LA MESA SPRING VALLEY SD 20 | 33.52 | | 33.52 | 33.09 |
| 56804 019_DS LAKESIDE USD 2014A | 1.54 | | 1.54 | 1.52 |
| 56805 033_DS SAN YSIDRO 2012 REF | 2,681,629.74 | | 2,681,629.74 | 2,650,358.35 |
| 56806 006_DS CAJON VALLEY USD 2012C | 926,143.45 | | 926,143.45 | 916,106.62 |
| 56807 023_DS NATIONAL SCH DIST 2014A | 784,748.57 | | 784,748.57 | 776,308.80 |
| 56808 033_DS SAN YSIDRO 2015 REF | 3,192,598.09 | | 3,192,598.09 | 3,156,712.60 |
| 56809 021_DS LEMON GROVE SD 2014A | 301,234.80 | | 301,234.80 | 297,927.40 |
| 56810 021_DS LEMON GROVE SD 2014B | 1.31 | | 1.31 | 1.29 |
| 56811 015_DS ESCONDIDO USD 2014A | 1,091,872.30 | | 1,091,872.30 | 1,079,745.17 |
| 56812 019_DS LAKESIDE USD 2015A REF | 202,376.90 | | 202,376.90 | 200,222.45 |
| 56813 006_DS CAJON VALLEY USD 2012D | 840,539.40 | | 840,539.40 | 831,506.88 |
| 56814 028_DS RANCHO SANTA FE SD 2015 REF | 3,057,842.50 | | 3,057,842.50 | 3,023,509.07 |
| 56815 014_DS ENCINITAS USD 2010 ELEC 201 | 761,935.23 | | 761,935.23 | 753,307.97 |
| 56816 017_DS JAMUL DULZURA USD 1995 ELEC | 171,943.57 | | 171,943.57 | 169,783.80 |
| 56817 032_DS SANTEE SCHOOL DIST 2015 REF | 2,301,996.03 | | 2,301,996.03 | 2,275,846.01 |
| 56818 032_DS SANTEE SCHOOL DIST 2016A RE | 355,042.38 | | 355,042.38 | 350,941.78 |
| 56819 006_DS CAJON VALLEY USD 2016 REF | 2,840,152.72 | | 2,840,152.72 | 2,808,061.09 |
| 56820 035_DS SOUTH BAY USD 2016 REF | 1,472,949.51 | | 1,472,949.51 | 1,456,384.49 |
| 56821 035_DS SOUTH BAY USD 2008B | 270,941.35 | | 270,941.35 | 267,374.34 |
| 56822 035_DS SOUTH BAY USD 2012B | 458,078.22 | | 458,078.22 | 451,954.32 |

## PERIODIC FINANCIAL STATEMENT - SCHEDULE OF BALANCE SHEET AND CASH TOTALS BY FUND - GL040

Date:13-AUG-2025 15:39:44

COSD
Current Period: ADJ-25

Currency: USD
No specific FUND requested

| FUND | ASSETS | LIABILITIES | FUND BALANCE | CASH |
|---|---|---|---|---|
| 56823 023_DS NATIONAL SCH DIST 2014B | 255,908.33 | | 255,908.33 | 253,232.81 |
| 56824 019_DS LAKESIDE USD 2016 REF | 561,739.05 | | 561,739.05 | 555,729.13 |
| 56825 009_DS CHULA VISTA ELEM SFID 1 201 | 1,760,437.64 | | 1,760,437.64 | 1,741,768.69 |
| 56826 034_DS SOLANA BCH SFID 2016-1 | 2,069,052.52 | | 2,069,052.52 | 2,046,275.28 |
| 56827 007_DS CARDIFF SCH DIST 2016A | 346,586.56 | | 346,586.56 | 343,004.15 |
| 56828 006_DS CAJON VALLEY USD 2016A | 1.18 | | 1.18 | 1.16 |
| 56829 015_DS ESCONDIDO USD 2017 REF | 5,397,148.99 | | 5,397,148.99 | 5,335,084.74 |
| 56830 014_DS ENCINITAS USD 2010 ELEC 201 | 1,120,792.23 | | 1,120,792.23 | 1,108,264.23 |
| 56831 021_DS LEMON GROVE SD 2014D ED-TEC | 0.62 | | 0.62 | 0.60 |
| 56832 021_DS LEMON GROVE SD 2014C | 711,439.06 | | 711,439.06 | 703,498.51 |
| 56834 032_DS SANTEE SCHOOL DIST 2017 REF | 710,879.52 | | 710,879.52 | 702,905.07 |
| 56835 006_DS CAJON VALLEY USD 2012E | 914,391.81 | | 914,391.81 | 904,458.41 |
| 56836 015_DS ESCONDIDO USD 2014B | 1,977,393.62 | | 1,977,393.62 | 1,956,626.86 |
| 56837 019_DS LAKESIDE USD 2014B | 518,187.38 | | 518,187.38 | 512,804.51 |
| 56838 064_DS OCEANSIDE USD 2016REF PROP | 5,705.06 | | 5,705.06 | 5,631.49 |
| 56839 064_DS OCEANSIDE USD 2016REF PROP | 250,075.81 | | 250,075.81 | 246,493.71 |
| 56840 007_DS CARDIFF SCH DIST 2016B | 294,729.28 | | 294,729.28 | 291,612.84 |
| 56841 034_DS SOLANA BCH SFID 2016B | 2,168,970.48 | | 2,168,970.48 | 2,145,333.22 |
| 56842 021_DS LEMON GROVE SD 2019 REF | 421,359.08 | | 421,359.08 | 416,789.10 |
| 56843 011_DS DEL MAR 2018ELEC 2019SER MM | 1,505,562.90 | | 1,505,562.90 | 1,489,333.04 |
| 56844 009_DS CHULA VISTA 2019 BAN VV | 1,966.90 | | 1,966.90 | 1,939.63 |
| 56845 006_DS CAJON VLY 2016B MEAS EE | 391,062.93 | | 391,062.93 | 385,638.99 |
| 56846 032_DS SANTEE MEAS S SER 2019 | 2,711,934.28 | | 2,711,934.28 | 2,681,553.25 |
| 56847 035_DS S BAY MEAS NN 2019 BAN | 3,412.69 | | 3,412.69 | 3,365.37 |
| 56848 006_DS CAJON VLY USD 2020 REF | 1,872,923.40 | | 1,872,923.40 | 1,851,626.42 |
| 56849 050_DS SAN DIEGO USD 2020 REF | 913,879.10 | | 913,879.10 | 128,673.65 |
| 56850 015_DS ESCONDIDO ELEM PROP E 2014C | 828,461.52 | | 828,461.52 | 819,250.77 |
| 56851 009_DS CHULA VISTA MEAS M 2020A | 5,641,710.61 | | 5,641,710.61 | 5,578,992.65 |
| 56852 014_DS ENCINITAS 2020 REF SER A | 598,985.02 | | 598,985.02 | 592,291.61 |
| 56853 014_DS ENCINITAS 2020 REF SER B | 8,672.75 | | 8,672.75 | 8,551.43 |
| 56854 019_DS LAKESIDE USD 2021C | 522,338.81 | | 522,338.81 | 516,703.68 |
| 56855 033_DS SAN YSIDRO MEAS U 2020A | 594,265.69 | | 594,265.69 | 587,895.01 |
| 56856 033_DS SAN YSIDRO MEAS T 2020A | 471,779.25 | | 471,779.25 | 466,693.08 |
| 56857 023_DS NATIONAL ELEM 2016A | 291,500.11 | | 291,500.11 | 288,543.18 |
| 56858 015_DS ESCONDIDO ELEM 2021 REF | 1,266,092.80 | | 1,266,092.80 | 1,252,427.42 |
| 56859 020_DS LA MESA SPRNG VLY 2020A | 877,624.57 | | 877,624.57 | 866,743.81 |
| 56860 015_DS ESCONDIDO UN ESD 2014D | 421,102.81 | | 421,102.81 | 416,990.00 |
| 56861 010_DS DEHESA ESD 2012B | 8,256.30 | | 8,256.30 | 8,165.10 |
| 56862 010_DS DEHESA ESD 2022A REF | 56,123.64 | | 56,123.64 | 55,520.35 |
| 56863 010_DS DEHESA ESD 2022B REF | 38,289.55 | | 38,289.55 | 37,879.80 |
| 56864 010_DS DEHESA ESD 2022C REF | 12,089.20 | | 12,089.20 | 11,936.05 |
| 56865 015_DS ESCONDIDO ESD 2014E | 1,317,393.66 | | 1,317,393.66 | 1,301,155.42 |
| 56866 011_DS DEL MAR ESD 2022B | 3,604,519.33 | | 3,604,519.33 | 3,565,024.68 |
| 56867 021_DS LEMON GROVE ESD 2022 REF | 412,785.75 | | 412,785.75 | 407,403.88 |
| 56868 021_DS LEMON GROVE ESD 2022A | 737,402.20 | | 737,402.20 | 727,213.60 |

# PERIODIC FINANCIAL STATEMENT - SCHEDULE OF BALANCE SHEET AND CASH TOTALS BY FUND - GL040

Date:13-AUG-2025 15:39:44

COSD

Current Period: ADJ-25

Currency: USD

No specific FUND requested

| FUND | ASSETS | LIABILITIES | FUND BALANCE | CASH |
|---|---|---|---|---|
| 56869 023_DS NATIONAL ESD 2016B | 261,896.68 | | 261,896.68 | 259,225.26 |
| 56870 035_DS SOUTH BAY USD 2018A | 499,640.34 | | 499,640.34 | 494,588.32 |
| 56871 035_DS SOUTH BAY ESD 2008C | 210,609.24 | | 210,609.24 | 208,535.38 |
| 56872 035_DS SOUTH BAY ESD 2023 REF | 1,003,686.78 | | 1,003,686.78 | 992,471.65 |
| 56874 011_DS DEL MAR USD 2024C | 827,127.05 | | 827,127.05 | 815,222.71 |
| 56875 006_DS CAJON VALLEY ESD 2022REF | 1,541,883.76 | | 1,541,883.76 | 1,524,064.04 |
| 56876 006_DS CAJON VALLEY ESD 2023REF | 7,894,922.85 | | 7,894,922.85 | 7,804,638.62 |
| 56877 033_DS SAN YSIDRO MEAS U 2020B | 1,692,608.18 | | 1,692,608.18 | 1,673,621.65 |
| 56878 033_DS SAN YSIDRO MEAS T 2020B | 1,742,566.90 | | 1,742,566.90 | 1,723,014.66 |
| 56879 033_DS SAN YSIDRO ESD 2024 REF | 569,501.59 | | 569,501.59 | 563,804.61 |
| 56880 020_DS LA MESA-SV ESD 2020B | 2,360,262.10 | | 2,360,262.10 | 2,335,137.89 |
| 56881 006_DS CAJON VALLEY ESD 2024REF | 1,441,380.53 | | 1,441,380.53 | 1,426,264.31 |
| 56882 020_DS LA MESA-SV ESD 2020C | 1,639,989.07 | | 1,639,989.07 | 1,617,865.60 |
| 56884 023_DS NATIONAL ESD 2016C | 2,064,615.69 | | 2,064,615.69 | 2,035,627.69 |
| 56888 014_DS ENCINITAS ESD 2025A | 3,217,985.30 | | 3,217,985.30 | 3,199,450.30 |
| 56891 033_DS SAN YSIDRO MEAS T 2020C | 444,442.70 | | 444,442.70 | 441,836.52 |
| 56892 033_DS SAN YSIDRO MEAS U 2020C | 408,772.08 | | 408,772.08 | 406,375.07 |
| 57000 040_01 ESCONDIDO UNION HIGH GEN | 59,137,459.97 | | 59,137,459.97 | 58,225,430.22 |
| 57003 040_02 ESCONDIDO SP RES CAP OUT | 9,323,495.98 | | 9,323,495.98 | 9,194,052.36 |
| 57006 040_04 ESCONDIDO HI CAFETERIA | 6,081,894.55 | | 6,081,894.55 | 5,999,545.12 |
| 57018 040_12 ESCONDIDO HI DEF MAINT | 150,038.46 | | 150,038.46 | 146,548.18 |
| 57022 040_17 ESCONDIDO HI OTHER POST EMP | 14,988,454.17 | | 14,988,454.17 | 14,780,599.95 |
| 57027 040_19 ESCONDIDO CAP FAC AB2068 | 37,991,432.88 | | 37,991,432.88 | 37,487,474.11 |
| 57033 040_30 ESCONDIDO DEDUCT INS LOSS | 207,431.29 | | 207,431.29 | 204,554.71 |
| 57036 040_40 ESCONDIDO UN HI ADULT ED | 662,362.90 | | 662,362.90 | 648,053.85 |
| 57042 040_46 ESCONDIDO HI ST CAP FAC | 20,722,628.02 | | 20,722,628.02 | 20,428,977.66 |
| 57048 041_01 FALLBROOK UNION HIGH GEN | 11,225,736.91 | | 11,225,736.91 | 11,035,108.00 |
| 57051 041_02 FALLBROOK SP RES CAP OUT | 3,568,818.78 | | 3,568,818.78 | 3,519,327.20 |
| 57054 041_04 FALLBROOK HI CAFETERIA | 3,425,120.38 | | 3,425,120.38 | 3,380,523.53 |
| 57056 041_09 FALLBROOK UHSD BLDG | 6,686,025.22 | | 6,686,025.22 | 6,571,681.28 |
| 57061 FALLBROOK UN HI SPEC RESERVE | 15.01 | | 15.01 | 14.80 |
| 57066 041_19 FALLBROOK CAP FAC AB2068 | 20,431.07 | | 20,431.07 | 18,313.45 |
| 57077 207_62_CHTR SBE GROSSMONT SECONDAF | 33,303.37 | | 33,303.37 | 21,699.72 |
| 57078 042_01 GROSSMONT UNION HIGH GEN | 79,628,114.71 | | 79,628,114.71 | 78,262,807.09 |
| 57079 042_02 GROSSMONT SP RES CAP-BASE R | 2,571,398.53 | | 2,571,398.53 | 2,544,145.37 |
| 57080 042_02 SP RES CAP-LEASE REV B | 5,981,747.83 | | 5,981,747.83 | 5,897,673.33 |
| 57081 042_02 GROSSMONT SP RES CAP OUT | 4,353,306.15 | | 4,353,306.15 | 4,291,457.55 |
| 57082 042_04 GROSSMONT UN HI CAFETERIA | 7,221,813.05 | | 7,221,813.05 | 7,143,609.34 |
| 57085 042_09 GROSSMONT HI SCH BLDG PROP | 9,604,626.96 | | 9,604,626.96 | 9,401,663.14 |
| 57086 042_10 GROSSMONT UHSD BLDG MEASURE | 4,712,360.43 | | 4,712,360.43 | 4,639,735.46 |
| 57090 042_16 GROSMONT HLTH WLF SLF INS | 2,396,760.85 | | 2,396,760.85 | 2,367,224.11 |
| 57094 042_17 GROSSMONT HI OTHER POST EMP | 7,952,814.55 | | 7,952,814.55 | 7,852,649.72 |
| 57096 042_19 GROSSMONT CAP FAC AB2068 | 4,104,783.08 | | 4,104,783.08 | 4,049,717.10 |
| 57114 042_40 GROSSMONT UN HI ADULT ED | 4,338,715.41 | | 4,338,715.41 | 4,294,665.21 |
| 57123 042_46 GROSSMONT HI ST CAP FAC | 23,437,222.04 | | 23,437,222.04 | 23,056,861.40 |

# PERIODIC FINANCIAL STATEMENT - SCHEDULE OF BALANCE SHEET AND CASH TOTALS BY FUND - GL040

Date:13-AUG-2025 15:39:44

COSD
Current Period: ADJ-25

Currency: USD
No specific FUND requested

| FUND | ASSETS | LIABILITIES | FUND BALANCE | CASH |
|---|---|---|---|---|
| 57128 100_39 HELIX CHARTER SCHOOL | 14,356,021.68 | | 14,356,021.68 | 14,126,981.16 |
| 57129 043_01 JULIAN UNION HIGH GENERAL | 1,004,076.46 | | 1,004,076.46 | 989,595.48 |
| 57133 043_02 JULIAN SP RES CAP PROJ | 3,589.74 | | 3,589.74 | 3,539.96 |
| 57144 043_19 JULIAN CAP FAC AB2068 | 214,222.19 | | 214,222.19 | 211,313.02 |
| 57148 043_42 JULIAN HI SPEC RESRV OTHER | 424.12 | | 424.12 | 418.24 |
| 57152 043_80 JULIAN SPEC RES POST EMPL | 580.67 | | 580.67 | 572.61 |
| 57156 045_01 SAN DIEGUITO UN HI GEN | 44,914,913.25 | | 44,914,913.25 | 44,180,678.72 |
| 57159 045_02 SDUHSD SPEC RES CAP PROJS | 11,785,791.32 | | 11,785,791.32 | 11,567,389.65 |
| 57162 045_04 SAN DIEGUITO HIGH | 4,803,140.22 | | 4,803,140.22 | 4,744,108.65 |
| 57164 045_09 SAN DIEGUITO BUILDING OTHER | 4,163.06 | | 4,163.06 | 4,076.78 |
| 57166 045_12 SAN DIEGUITO UHSD DEF MAINT | 2,461,763.34 | | 2,461,763.34 | 2,411,402.80 |
| 57171 045_18 SAN DIEGUITO CAP FAC ACCT | 135,002.93 | | 135,002.93 | 133,111.04 |
| 57174 045_19 SN DIEGUITO CAP FAC AB2068 | 3,534,902.76 | | 3,534,902.76 | 3,490,020.63 |
| 57180 045_30 SAN DIEGUITO-DED INS LOSS | 88,484.77 | | 88,484.77 | 87,621.71 |
| 57181 045_31 SAN DIEGUITO BLDG FD PROP 3 | 42,411,918.57 | | 42,411,918.57 | 41,780,451.97 |
| 57192 045_46 SN DIEGUITO ST SCH FAC HI | 4,213,733.49 | | 4,213,733.49 | 4,151,167.38 |
| 57197 208_62_CHTR SCHOLARSHIP PREP OCEAN | 433,240.32 | | 433,240.32 | 426,062.97 |
| 57198 046_01 SWEETWATER UNION HI GEN | 467,844,270.22 | | 467,844,270.22 | 461,804,678.19 |
| 57201 046_02 SWEETWATER SP RES CAP OUT | 9,440,365.47 | | 9,440,365.47 | 9,305,598.78 |
| 57204 046_04 SWEETWATER CAFETERIA | 22,076,510.02 | | 22,076,510.02 | 21,777,842.76 |
| 57205 046_10 SWEETWATER UNION HI BLD | 245,687,367.99 | | 245,687,367.99 | 242,035,491.61 |
| 57207 046_12 SWEETWATER HI DEF MAINT | 1,387,036.90 | | 1,387,036.90 | 1,367,879.98 |
| 57209 046_SWEETWATER BAN 2013 | 925.30 | | 925.30 | 912.47 |
| 57210 046_19 SWEETWATER CAP FAC AB2068 | 10,810,298.37 | | 10,810,298.37 | 10,685,087.89 |
| 57213 046_20 SWEETWATER FOUNDATION TR | 14,882.81 | | 14,882.81 | 14,676.42 |
| 57216 046_21 SWEETWATER FOUNDATION TR | 388.50 | | 388.50 | 383.11 |
| 57222 046_40 SWEETWATER UN HI ADULT ED | 16,201,997.45 | | 16,201,997.45 | 15,962,915.80 |
| 57228 046_46 SWEETWATER STATE SCH FAC | 33,282,910.17 | | 33,282,910.17 | 32,820,782.25 |
| 57229 197_62_CHTR SWEETWATER STEPHEN W H | 22,654,962.47 | | 22,654,962.47 | 22,376,835.33 |
| 57231 210_62_CHTR SBE SWEETWATER SECONDA | 25,332.38 | | 25,332.38 | 16,778.07 |
| 57520 040_DS ESCONDIDO HIGH 1996A | 80,017,503.08 | 80,017,405.00 | 98.08 | 96.73 |
| 57521 040_DS ESCONDIDO UN HI 2008 ELEC 2 | 8,611,546.27 | | 8,611,546.27 | 8,515,460.26 |
| 57522 040_DS ESCONDIDO UN HI 2008 ELEC 2 | 551,465.91 | | 551,465.91 | 543,817.33 |
| 57523 040_DS ESCONDIDO UHSD 2008C | 372,656.99 | | 372,656.99 | 368,630.69 |
| 57530 041_DS FALLBROOK HS 1998REF 94 | 11,220,357.53 | 11,220,357.53 | | |
| 57531 042_DS GROSSMONT UNION HIGH 2004 | 110,316,570.24 | 104,247,343.75 | 6,069,226.49 | 6,001,448.35 |
| 57532 042_DS GROSSMONT UNION HIGH 2006 | 13,491,977.70 | | 13,491,977.70 | 13,336,336.34 |
| 57533 042_DS GROSSMONT UNION HIGH 2008 | 5,724,837.52 | | 5,724,837.52 | 5,661,493.50 |
| 57534 042_DS GROSSMONT UNION HIGH 2008A | 6.25 | | 6.25 | 6.16 |
| 57535 042_DS GROSSMONT UNION HIGH ELEC 2 | 8.61 | | 8.61 | 8.49 |
| 57536 042_DS GROSSMONT UNION HIGH ELEC 2 | 27.05 | | 27.05 | 26.70 |
| 57537 042_DS GROSSMONT UNION HIGH ELEC 2 | 4,463,157.04 | | 4,463,157.04 | 4,414,849.54 |
| 57538 042_DS GROSSMONT UHSD 2004ELEC 201 | 3.28 | | 3.28 | 3.23 |
| 57539 042_DS GROSSMONT UHSD 2004ELEC 201 | 0.09 | | 0.09 | 0.09 |
| 57540 043_DS JULIAN UNION HS 1996A | 4,163,273.10 | 4,163,228.13 | 44.97 | 44.36 |

# PERIODIC FINANCIAL STATEMENT - SCHEDULE OF BALANCE SHEET AND CASH TOTALS BY FUND - GL040

Date:13-AUG-2025 15:39:44

COSD
Current Period: ADJ-25

Currency: USD
No specific FUND requested

| FUND | ASSETS | LIABILITIES | FUND BALANCE | CASH |
|---|---|---|---|---|
| 57541 042_DS GROSSMONT UHSD 2012 REF | 1,186,572.04 | | 1,186,572.04 | 1,170,171.14 |
| 57542 043_DS JULIAN UHSD 2010ELEC 2013A | 297,052.92 | | 297,052.92 | 293,738.74 |
| 57543 042_DS GROSSMONT UHSD 2013 2008E | 3.24 | | 3.24 | 3.20 |
| 57544 042_DS GROSSMONT UHSD 2015 2008F P | 910,155.74 | | 910,155.74 | 901,549.86 |
| 57545 042_DS GROSSMONT UHSD 2015 REF | 1,096,642.88 | | 1,096,642.88 | 1,085,462.89 |
| 57546 042_DS GROSSMONT UHSD 2016 REF | 3,885,616.75 | | 3,885,616.75 | 3,843,536.34 |
| 57547 042_DS GROSSMONT UHSD SINKING DEP | 24,627,398.80 | | 24,627,398.80 | 24,285,874.99 |
| 57548 042_DS GROSSMONT UHSD 2016B REF | 2,231,978.51 | | 2,231,978.51 | 2,208,304.33 |
| 57549 042_DS GROSSMONT UHSD ELEC 2008 20 | 1,400,883.53 | | 1,400,883.53 | 1,385,494.09 |
| 57551 045_DS SAN DIEGUITO UHSD 2012 | 1,181,681.05 | | 1,181,681.05 | 1,164,845.76 |
| 57552 045_DS SAN DIEGUITO UHSD 2012B-1 | 0.01 | | 0.01 | 0.01 |
| 57553 045_DS SAN DIEGUITO UHSD 2012B-2 | 1,913,442.47 | | 1,913,442.47 | 1,893,398.37 |
| 57554 045_DS SAN DIEGUITO UHSD 2012C-1 | 0.08 | | 0.08 | 0.08 |
| 57555 045_DS SAN DIEGUITO UHSD 2012C-2 | 3,011,400.26 | | 3,011,400.26 | 2,978,495.98 |
| 57556 042_DS GROSSMONT UHSD ELEC 2016 20 | 1,623,786.85 | | 1,623,786.85 | 1,606,618.89 |
| 57557 042_DS GROSSMONT UHSD 2008 2017H-1 | 1.81 | | 1.81 | 1.78 |
| 57558 042_DS GROSSMONT UHSD 2008 2017H-2 | 456,587.52 | | 456,587.52 | 451,692.76 |
| 57559 046_DS SWEETWATER UNION DS 200 | 49,947,602.80 | 47,252,976.90 | 2,694,825.90 | 2,663,738.39 |
| 57561 046_DS SWEETWATER UNION DS 2000B | 89,124,555.06 | 89,124,555.06 | | |
| 57562 046_DS SWEETWATER UN HIGH 2000C | 207,431,276.65 | 196,054,159.41 | 11,377,117.24 | 11,246,669.87 |
| 57563 046_DS SWEETWATER UNION HIGH 2008A | 6.78 | | 6.78 | 6.69 |
| 57564 046_DS SWEETWATER UHSD 2014 REF BO | 6,395,259.46 | | 6,395,259.46 | 6,323,526.55 |
| 57565 046_DS SWEETWATER UHSD 2016 REF BO | 5,555,737.60 | | 5,555,737.60 | 5,496,064.66 |
| 57566 046_DS SWEETWATER UHSD 2006 ELEC 2 | 7,079,345.29 | | 7,079,345.29 | 7,001,205.12 |
| 57567 041_DS FALLBROOK UNION HIGH 2017A | 383,433.54 | | 383,433.54 | 379,124.08 |
| 57568 046_DS SWEETWATER UHSD 2006 2018C | 695,522.80 | | 695,522.80 | 688,421.31 |
| 57569 061_DS POWAY SFID2002-1 2019REF | 6,608,144.72 | | 6,608,144.72 | 6,531,266.12 |
| 57570 061_DS POWAY USD 2008B | 14,065.57 | | 14,065.57 | 13,869.45 |
| 57571 061_DS POWAY USD SFID 2002-1 2011 | 66.09 | | 66.09 | 48.54 |
| 57572 061_DS POWAY USD SFID 2002-1B 2014 | 9,631,655.15 | | 9,631,655.15 | 9,522,139.32 |
| 57574 042_DS GROSSMONT UHSD 2017 REF | 795,296.42 | | 795,296.42 | 786,542.70 |
| 57575 045_DS SAN DIEGUITO UHSD 2012D-1 | 0.46 | | 0.46 | 0.46 |
| 57576 045_DS SAN DIEGUITO UHSD 2012D-2 | 444,635.96 | | 444,635.96 | 440,036.39 |
| 57577 042_DS GROSSMT UHSD 2016 2018B | 1,449,092.79 | | 1,449,092.79 | 1,434,027.70 |
| 57578 042_DS GROSSMT 2016 2019C MEAS BB | 1,146,069.11 | | 1,146,069.11 | 1,134,232.97 |
| 57579 042_DS GROSSMT 2008 2019I PROP U | 329,425.45 | | 329,425.45 | 326,084.71 |
| 57580 042_DS GROSSMT PROP U 2020 REF | 959,975.85 | | 959,975.85 | 949,872.69 |
| 57581 045_DS SAN DIEGUITO UHSD 2020 REF | 9,851,303.29 | | 9,851,303.29 | 9,743,539.96 |
| 57582 041_DS FALLBROOK UHSD 2020 B | 306,360.43 | | 306,360.43 | 302,949.43 |
| 57583 042_DS GROSSMT 2008 PROP U 2020J | 467,326.59 | | 467,326.59 | 462,049.22 |
| 57584 042_DS GROSSMONT UHSD 2021K | 5,999.89 | | 5,999.89 | 5,915.62 |
| 57585 045_DS SAN DIEGUITO UHSD 2021 REF | 913,603.04 | | 913,603.04 | 903,567.76 |
| 57586 045_DS SAN DIEGUITO UHSD 2021E-1 | 306,959.01 | | 306,959.01 | 302,700.11 |
| 57587 045_DS SAN DIEGUITO UHSD 2021E-2 | 1,250,422.44 | | 1,250,422.44 | 1,237,579.65 |
| 57588 041_DS FALLBROOK UHSD 2022C | 1,030,166.98 | | 1,030,166.98 | 1,018,821.74 |

# PERIODIC FINANCIAL STATEMENT - SCHEDULE OF BALANCE SHEET AND CASH TOTALS BY FUND - GL040

Date:13-AUG-2025 15:39:44

COSD
Current Period: ADJ-25

Currency: USD
No specific FUND requested

| FUND | ASSETS | LIABILITIES | FUND BALANCE | CASH |
|---|---|---|---|---|
| 57589 042_DS GROSSMONT UHSD 2022L | 699,130.95 | | 699,130.95 | 691,987.52 |
| 57590 046_DS SWEETWATER UHSD 2022A | 12,515,580.19 | | 12,515,580.19 | 12,381,488.34 |
| 57591 046_DS SWEETWATER USHD 2022D | 1,184,738.90 | | 1,184,738.90 | 1,171,963.42 |
| 57592 046_DS SWEETWATER UHSD 2024 REF | 384,749.27 | | 384,749.27 | 379,653.07 |
| 57593 046_DS SWEETWATER UHSD 2025A-1 | 866,273.42 | | 866,273.42 | 856,895.53 |
| 57594 046_DS SWEETWATER UHSD 2025A-2 | 819,816.70 | | 819,816.70 | 810,974.43 |
| 57595 042_DS GROSSMONT UHSD 2024A REF | 431.20 | | 431.20 | 219.97 |
| 57596 042_DS GROSSMONT UHSD 2024B REF | 22,186.02 | | 22,186.02 | 21,902.34 |
| 57599 046_DS SWEETWATER UHSD 2025A-3 | 123,174.26 | | 123,174.26 | 121,840.83 |
| 57600 012_01_CHTR GENFUND LITERACY 1ST C | 20,334,623.10 | | 20,334,623.10 | 20,092,888.80 |
| 57605 027_01_CHTR SUN VALLEY CHARTER SCH | 5,331.06 | | 5,331.06 | 5,257.13 |
| 57606 100_01 GUAJOME PARK ACADEMY CHARTE | 1.20 | | 1.20 | |
| 57613 030_01_CHTR HERITAGE CHARTER SCHOO | 1.42 | | 1.42 | |
| 57614 022_39_CHTR JULIAN CHARTER SCHOOL | 707,407.44 | | 707,407.44 | 702,241.23 |
| 57615 084_01_CHTR COASTAL ACADEMY CHARTE | 2,721,365.76 | | 2,721,365.76 | 2,684,465.14 |
| 57616 100_01 SCH OF BUSINESS AND TECHNLG | 13.89 | | 13.89 | 13.70 |
| 57618 027_62_CHTR SUN VALLEY | 24,600.25 | | 24,600.25 | 24,259.11 |
| 57619 073_62_CHTR GUAJOME PARK ACADEMY E | 23,202,027.94 | | 23,202,027.94 | 22,886,127.64 |
| 57625 095_01_CHTR BALLANTYNE CHRTR GN FU | 6,250,317.25 | | 6,250,317.25 | 6,177,456.25 |
| 57626 156_62 ALL TRIBES ELEM CHARTER | 553,754.24 | | 553,754.24 | 545,039.31 |
| 57627 149_11 EJE MIDDLE ACDMY CHRTR SCH | 1,745,257.90 | | 1,745,257.90 | 1,725,605.68 |
| 57628 157_62 MAAC COMMUNITY CHARTER | 1,548,848.99 | | 1,548,848.99 | 1,528,506.41 |
| 57630 096_01_CHTR BAYSHORE PREP CHARTER | 166.24 | | 166.24 | 166.24 |
| 57632 148_62 LEONARDO DAVINCI HLTH SC CH | 600,926.64 | | 600,926.64 | 584,632.37 |
| 57636 233_62_CHTR SDCOE JCS-MANZANITA | 305,256.20 | | 305,256.20 | 300,129.30 |
| 57637 230_62_CHTR SDCOE CLASS AC VISTA | 907,772.87 | | 907,772.87 | 892,716.69 |
| 57638 224_62_CHTR SDCOE COMM MONTESSORI | 1,633,415.01 | | 1,633,415.01 | 1,602,571.16 |
| 57639 225_62_CHTR SDCOE DIMENSIONS COLLA | 1,536,390.95 | | 1,536,390.95 | 1,511,940.49 |
| 57640 094_62_CHTR CA VIRTUAL ACADEMY AT | 9,333,099.85 | | 9,333,099.85 | 9,289,086.56 |
| 57641 167_62_ CHTR CA VIRTUAL AT SANTA Y | 667,375.47 | | 667,375.47 | 664,316.10 |
| 57645 216_62_CHTR EUHSD AUDEO III CHARTE | 154,068.91 | | 154,068.91 | 147,597.74 |
| 57646 221_62_CHTR SBE COLL PREP MID LM S | 40,153.46 | | 40,153.46 | 38,796.96 |
| 57647 222_62_CHTR SBE VISTA SPRINGS | 229,358.24 | | 229,358.24 | 224,560.93 |
| 57648 223_62_CHTR SDCOE PACIFIC SPRINGS | 156,290.62 | | 156,290.62 | 151,039.12 |
| 57649 219_62_CHTR SBE BAYPOINT PREP ACAD | 662,448.37 | | 662,448.37 | 653,668.19 |
| 57650 083_01_ SIATECH INC CHARTER SCHOOL | 7,769,506.78 | | 7,769,506.78 | 7,699,167.32 |
| 57652 100_62 STEELE CANYON HS CHARTER | 15,946,429.69 | | 15,946,429.69 | 15,718,994.04 |
| 57655 092_01_CHTR PAC VIEW CHARTER GEN F | 11,982,936.85 | | 11,982,936.85 | 11,805,306.85 |
| 57656 092_02_CHTR PAC VIEW CHARTER SPEC | 109,392.09 | | 109,392.09 | 107,875.08 |
| 57657 089_62_CHTR NEW SCHOOL CHARTER ENT | 12,303.47 | | 12,303.47 | 12,132.85 |
| 57659 100_62 NORTH COUNTY TRADE TECH CHR | 304,223.79 | | 304,223.79 | 301,989.27 |
| 57663 100_62 HIGH TECH HIGH STATE BEN CH | 31,023,436.13 | | 31,023,436.13 | 30,630,671.48 |
| 57664 195_62_CHTR SBE THRIVE PUBLIC SCHO | 3,213.61 | | 3,213.61 | 3,169.05 |
| 57665 142_62 NTNAL UNIV CHARTER ENT SCH | 3,617.59 | | 3,617.59 | 1,771.24 |
| 57666 144_62 ALL TRIBES CHARTER SCH | 287,341.53 | | 287,341.53 | 281,353.52 |

# PERIODIC FINANCIAL STATEMENT - SCHEDULE OF BALANCE SHEET AND CASH TOTALS BY FUND - GL040

Date:13-AUG-2025 15:39:44

COSD
Current Period: ADJ-25

Currency: USD
No specific FUND requested

| FUND | ASSETS | LIABILITIES | FUND BALANCE | CASH |
|---|---|---|---|---|
| 57670 019_62 RIVER VALLEY HI CHARTER ENT | 806,929.30 | | 806,929.30 | 800,300.72 |
| 57675 244_62_CHTR SDCOE IFTIN ENT FD | 2,082,966.11 | | 2,082,966.11 | 2,049,115.91 |
| 57676 246_62_CHTR DUAL LANG IMMRSN NC | 1,271,165.53 | | 1,271,165.53 | 1,254,955.36 |
| 57677 247_62_CHTR HOWARD GARDNER COMM EI | 184,181.01 | | 184,181.01 | 179,617.03 |
| 57678 248_62_CHTR AUDEO II ENTERPRSE | 3,116,865.79 | | 3,116,865.79 | 3,072,121.96 |
| 57679 030_62_CHTR HERITAGE K-8 CHTR ENT | 10,931,792.99 | | 10,931,792.99 | 10,797,946.34 |
| 57680 252_62_CHTR SBE ALTUS EAST ENT FD | 3,572,398.81 | | 3,572,398.81 | 3,533,427.93 |
| 57681 253_62_CHTR EUHS ALTUS NORTH ENT F | 1,505,085.54 | | 1,505,085.54 | 1,484,512.85 |
| 57682 254_62_CHTR SBE ALTUS SOUTH BAY EN | 1,944,133.71 | | 1,944,133.71 | 1,917,287.71 |
| 57800 116_01_CHTR SDUSD HOLLY DR LEADR C | 578,599.63 | | 578,599.63 | 568,109.61 |
| 57812 100_00 SDUSD HEALTH SCIENCES CHAR | 6,878,573.74 | | 6,878,573.74 | 6,796,742.33 |
| 57813 100_00 SDUSD ARROYO PASEO CHAR | 22,720.10 | | 22,720.10 | 22,405.03 |
| 57814 119_01_CHTR SDUSD HEALTH SCIENCES | 26.98 | | 26.98 | 26.61 |
| 57820 130_01_CHTR SDUSD OFARRELL CHARTER | 27,994,344.50 | | 27,994,344.50 | 27,654,034.35 |
| 57822 159_01 SDUSD OLD TOWN ACADEMY CHRT | 295,019.43 | | 295,019.43 | 289,844.17 |
| 57823 160_01 SDUSD E3 CIVIC HIGH CHTR | 826,775.58 | | 826,775.58 | 818,490.23 |
| 57824 161_01 SDUSD AMERICAS FINEST CHART | 1,713,362.02 | | 1,713,362.02 | 1,694,729.26 |
| 57825 162_01 SDUSD CITY HEIGHTS PREP | 1,308,720.96 | | 1,308,720.96 | 1,289,878.05 |
| 57850 085_01_CHTR SDUSD PREUSS CHARTER S | 2,971,067.32 | | 2,971,067.32 | 2,834,130.21 |
| 57855 150_01_CHRT SDUSD EVANGELINE ROBER | 113,362.11 | | 113,362.11 | 111,790.05 |
| 57860 069_01_CHTR SDUSD CHARTER SCH OF S | 12,025,890.59 | | 12,025,890.59 | 11,833,767.72 |
| 57861 069_02_CHTR SDUSD CHARTER SPECIAL | 664,130.46 | | 664,130.46 | 654,920.56 |
| 57866 155_01_SDUSD COLEMAN TECH HIGH CHR | 539,363.20 | | 539,363.20 | 528,756.85 |
| 57870 056_01_CHTR SDUSD HIGH TECH HIGH C | 2,008,465.57 | | 2,008,465.57 | 1,973,559.12 |
| 57872 154_01_SDUSD SD GLOBAL VISION CHTR | 2,174,115.16 | | 2,174,115.16 | 2,140,874.44 |
| 57880 107_01_CHTR SDUSD HIGH TECH ELEM E | 2,082,163.10 | | 2,082,163.10 | 2,045,438.88 |
| 57882 170_01_SDUSD KAVOD ELEM CHTR | 1,283,166.06 | | 1,283,166.06 | 1,268,691.72 |
| 57890 128_01_CHTR SDUSD MUSEUM SCHOOL CH | 77,040.51 | | 77,040.51 | 74,234.63 |
| 57891 137_02_CHTR SDUSD INNOVATIONS ACAD | 3,214,315.36 | | 3,214,315.36 | 3,175,448.13 |
| 57892 190_01_CHTR SDUSD ELEVATE ELEM CHA | 1,048,080.23 | | 1,048,080.23 | 1,036,390.54 |
| 57893 191_01_CHTR SDUSD EMPOWER CHARTER | 157,549.75 | | 157,549.75 | 155,010.38 |
| 57894 192_01_CHTR SDUSD HIGH TECH ELEM C | 1,923,090.99 | | 1,923,090.99 | 1,883,891.39 |
| 57895 196_01_CHTR SDUSD INGENUITY CHARTE | 5,783,276.35 | | 5,783,276.35 | 5,685,384.66 |
| 57896 220_01_CHTR SDUSD NUA 1001 STEAM | 8,851.53 | | 8,851.53 | 8,728.78 |
| 57900 111_01_CHTR SDUSD HARRIET TUBMAN C | 1,001,019.54 | | 1,001,019.54 | 986,495.07 |
| 57920 124_01_CHTR SDUSD MCGILL SCH SUCC | 110,695.37 | | 110,695.37 | 108,314.87 |
| 57925 008_01_CHTR SDUSD DARNALL EAST CMP | 159,004.71 | | 159,004.71 | 154,953.48 |
| 57930 132_01_CHTR SDUSD SD COOPERATIVE C | 5,027,595.10 | | 5,027,595.10 | 4,954,130.58 |
| 57931 138_02_CHTR SDUSD URBAN DISCOVERY | 529,836.70 | | 529,836.70 | 521,841.06 |
| 57935 058_01_CHTR SDUSD AUDEO CHARTER SC | 3,154,390.04 | | 3,154,390.04 | 3,113,837.67 |
| 57939 121_51_CHTR SDUSD KING/CHAVEZ HIGH | 6,078,641.73 | | 6,078,641.73 | 5,989,991.06 |
| 57940 121_01_CHTR SDUSD KING CHAVEZ CHAR | 5,123,757.75 | | 5,123,757.75 | 5,055,456.58 |
| 57941 121_11_CHTR SDUSD KING/CHAVEZ PRIM | 5,580,105.37 | | 5,580,105.37 | 5,489,654.97 |
| 57942 121_21_CHTR SDUSD KING/CHAVEZ ARTS | 157,050.02 | | 157,050.02 | 154,728.35 |
| 57944 121_41_CHTR SDUSD KING/CHAVEZ PREP | 270,407.14 | | 270,407.14 | 267,588.18 |

# PERIODIC FINANCIAL STATEMENT - SCHEDULE OF BALANCE SHEET AND CASH TOTALS BY FUND - GL040

Date:13-AUG-2025 15:39:44

COSD
Current Period: ADJ-25

Currency: USD
No specific FUND requested

| FUND | ASSETS | LIABILITIES | FUND BALANCE | CASH |
|---|---|---|---|---|
| 57955 101_01_CHTR SDUSD EINSTEIN CHARTER | 187,470.93 | | 187,470.93 | 184,913.84 |
| 57956 101_11_CHTR SDUSD-EINSTEIN ACD MDL | 943,976.82 | | 943,976.82 | 928,823.89 |
| 57960 118_01_CHTR SDUSD KEILLER MIDDLE C | 5,671,566.30 | | 5,671,566.30 | 5,587,199.05 |
| 57965 110_01_CHTR SDUSD GOMPERS MIDDLE C | 123,886.69 | | 123,886.69 | 122,165.94 |
| 57966 110_01_CHTR SDUSD GOMPERS PREP ACA | 11,620,584.11 | | 11,620,584.11 | 11,446,062.44 |
| 57975 114_01_CHTR SDUSD HIGH TECH MID CH | 2,049,075.40 | | 2,049,075.40 | 2,014,224.29 |
| 57980 126_01_CHTR SDUSD MAGNOLIA SCI ACA | 369,451.19 | | 369,451.19 | 360,704.16 |
| 57985 123_01_CHTR SDUSD KIPP ADELANTE CH | 43,875.70 | | 43,875.70 | 34,295.65 |
| 57988 112_01_CHTR HGH TCH HIGH MEDIA ART | 4,035,205.94 | | 4,035,205.94 | 3,985,914.77 |
| 57990 113_01_CHTR SDUSD HIGH TECH INTERN | 2,901,796.23 | | 2,901,796.23 | 2,863,373.79 |
| 57991 088_01_CHTR SDUSD LEARNG CHOICE AC | 2,392,821.22 | | 2,392,821.22 | 2,357,738.23 |
| 57992 115_01_CHTR HGH TCH MIDDL MEDIA A | 2,299,672.40 | | 2,299,672.40 | 2,264,468.07 |
| 58100 077_01_CHTR ESCONDIDO CHARTER HIGH | 0.41 | | 0.41 | |
| 58101 077_62_CHTR ESCONDIDO CHTR HI ENT | 6,900,315.15 | | 6,900,315.15 | 6,813,578.98 |
| 58110 013_01_CHTR CLASSICAL ACADEMY GENE | 3,778,776.64 | | 3,778,776.64 | 3,750,779.62 |
| 58120 134_01_CHTR CLASSICAL ACDMY HIGH C | 2,272,105.78 | | 2,272,105.78 | 2,242,824.82 |
| 58200 053_01 GROSS CUY COMM COLL GEN | 80,932,124.37 | | 80,932,124.37 | 79,725,268.14 |
| 58203 053_05 GROSS CUY CC CAP OUTLAY | 62,647,265.50 | | 62,647,265.50 | 61,853,632.17 |
| 58204 053_16 GROSS CUY SELF INSURANCE | 2,565,028.60 | | 2,565,028.60 | 2,536,743.66 |
| 58206 053_20 GROSS CUY FOUNDATION TRST | 59,183.98 | | 59,183.98 | 58,363.24 |
| 58207 053_10 GROSS CUY BLDG AND DEBT SVC | 0.60 | | 0.60 | |
| 58208 053_25 GROSS CUY CC BLDG FUND 2 | 42,631,368.68 | | 42,631,368.68 | 41,983,878.16 |
| 58209 052_01 PALOMAR COMM COLL GENERAL | 97,354,303.42 | | 97,354,303.42 | 96,175,165.86 |
| 58212 052_05 PALOMR CC CAP OUTLAY PROJ | 36,656,061.00 | | 36,656,061.00 | 36,154,297.18 |
| 58215 052_06 PALOMR CHILD DEV EC 16750 | 1,494,976.35 | | 1,494,976.35 | 1,483,394.87 |
| 58217 052_10 PALOMAR CC BLDG FUND | 118,641,188.81 | | 118,641,188.81 | 116,897,418.32 |
| 58221 052_20 PALOMAR CC FOUNDATION TR | 632,078.42 | | 632,078.42 | 624,326.88 |
| 58224 052_76 POST RETIRE BENEFITS PCC | 6,696,752.53 | | 6,696,752.53 | 6,627,973.68 |
| 58227 054_01 MIRACOSTA COMM COL GEN | 61,852,784.14 | | 61,852,784.14 | 60,966,363.85 |
| 58230 054_05 MIRCST CC CAP OUTLAY PROJ | 50,940,664.05 | | 50,940,664.05 | 50,194,218.52 |
| 58233 054_11 MIRACOSTA DEBT SERV OTHER | 5,113,555.46 | | 5,113,555.46 | 5,052,932.10 |
| 58234 054_73 MIRACOSTA FOUNDATION TRUST | 229,550.10 | | 229,550.10 | 226,310.04 |
| 58236 054_30 MIRACOSTA DEDUCT INS LOSS | 1,105,090.51 | | 1,105,090.51 | 1,089,794.62 |
| 58237 054_43 MIRACOSTA BLDG MM BOND | 92,495,938.46 | | 92,495,938.46 | 91,115,005.99 |
| 58239 060_01 S D COMM COLL DIST GEN | 182,113,734.74 | | 182,113,734.74 | 180,064,264.66 |
| 58243 060_45 SDCCD PROP HH BLDG FND-TXE | 709,119,271.06 | | 709,119,271.06 | 700,226,505.90 |
| 58245 060_04 SD COMM COLL CAFETERIA | 622,689.80 | | 622,689.80 | 614,882.92 |
| 58248 060_05 SD CC CAPITAL OUTLAY PROJ | 44,334,457.10 | | 44,334,457.10 | 43,709,498.97 |
| 58251 060_06 SD COM CHILD DEV EC 16750 | 5,291,925.91 | | 5,291,925.91 | 5,213,432.03 |
| 58253 060_15 SDCCD ADMIN FACILITIES CORP | 125,105.96 | | 125,105.96 | 123,371.04 |
| 58254 060_36 SD COM COL STUDENT FIN AD | 9,690,218.54 | | 9,690,218.54 | 9,546,219.08 |
| 58257 060_85 SD COMM COL ENTERPRISE | 171,551.39 | | 171,551.39 | 156,577.78 |
| 58259 060_59 SDCCD KSDS RADIO STATION | 990,250.16 | | 990,250.16 | 973,439.91 |
| 58260 060_90 SD COMM COLL PAYROLL REV | 50,000.00 | | 50,000.00 | 50,000.00 |
| 58262 060_45 SDCCD PROP HH BUILDING FD | 149,742,069.03 | | 149,742,069.03 | 147,848,415.10 |

# PERIODIC FINANCIAL STATEMENT - SCHEDULE OF BALANCE SHEET AND CASH TOTALS BY FUND - GL040

Date:13-AUG-2025 15:39:44

COSD
Current Period: ADJ-25

Currency: USD
No specific FUND requested

| FUND | ASSETS | LIABILITIES | FUND BALANCE | CASH |
|---|---|---|---|---|
| 58263 055_01 SOUTHWESTERN COM COL GENL | 43,225,885.82 | | 43,225,885.82 | 42,804,353.54 |
| 58266 055_02 SO WESTERN SP RES CAP OUT | 25,196.79 | | 25,196.79 | 24,847.37 |
| 58269 055_05 SOWEST CC CAP OUTLAY PROJ | 7,401,274.29 | | 7,401,274.29 | 7,306,580.87 |
| 58272 055_16 SOUTHWESTERN CC SELF INS | 1,554.46 | | 1,554.46 | |
| 58273 055_25 SOUTHWESTERN COM COL BLDG P | 1,610.52 | | 1,610.52 | |
| 58274 055_09 SOUTHWESTERN CC OTHER BLDG | 101,420,167.37 | | 101,420,167.37 | 99,866,292.20 |
| 58275 055_20 SOWEST CC FOUNDATION TR | 315,363.83 | | 315,363.83 | 311,165.99 |
| 58490 053_DS GROSS CUY CC 2021C | 1,660,266.48 | | 1,660,266.48 | 1,643,619.32 |
| 58491 053_DS GROSS CUY CC 2021 REF | 3,304,629.43 | | 3,304,629.43 | 3,268,586.11 |
| 58492 053_DS GROSS CUY CC 2018 REF | 3,271,580.49 | | 3,271,580.49 | 3,224,798.66 |
| 58493 053_DS GROSS CUY CC 2018B | 3,419,794.80 | | 3,419,794.80 | 3,384,627.86 |
| 58494 053_DS GROSS CUY CC 2013 REF BONDS | 89,464.71 | | 89,464.71 | 88,202.55 |
| 58495 053_DS GROSS CUY CC 2012 ELEC 2013 | 368,379.54 | | 368,379.54 | 363,270.91 |
| 58496 053_DS GROSS CUY COMM COLL 2008C | 20,310,708.87 | | 20,310,708.87 | 20,090,932.20 |
| 58497 053_DS GROSS CUY COMM COLL 2008 RE | 3.93 | | 3.93 | 3.87 |
| 58498 053_DS GROSS CUY COMM COL 2005 B | (2,683,216.47) | (2,683,216.67) | 0.20 | 0.20 |
| 58499 053_DS GROSS CUY COMM COL 2003A | 74,593,381.25 | 74,593,381.25 | | |
| 58501 055_DS SOUTHWESTERN CC DS 00 01/20 | 65,566,910.10 | 65,566,910.10 | | |
| 58502 055_DS SOUTHWESTERN CC 2004 | 102,529,584.07 | 97,961,760.00 | 4,567,824.07 | 4,517,093.12 |
| 58503 055_DS SOUTHWESTERN CC REF 2005B | (3,013,990.20) | (3,013,999.83) | 9.63 | 9.50 |
| 58504 055_DS SOUTHWESTERN CC PROP R 2009 | 1.61 | | 1.61 | 1.59 |
| 58505 055_DS SOUTHWESTERN CC 2008 ELEC 2 | 7.29 | | 7.29 | 7.19 |
| 58506 055_DS SOUTHWESTERN CC 2008 ELEC 2 | 633,662.86 | | 633,662.86 | 624,874.40 |
| 58508 055_DS SOUTHWESTERN CC 2015 REF | 5,137,518.77 | | 5,137,518.77 | 5,078,180.17 |
| 58509 055_DS SOUTHWESTERN CC 2008 ELEC 2 | 166.87 | | 166.87 | 164.60 |
| 58510 055_DS SOUTHWESTERN CC 2016 REF A | 168.42 | | 168.42 | 166.13 |
| 58511 055_DS SOUTHWESTERN CC 2016 REF B | 5,468,656.79 | | 5,468,656.79 | 5,407,845.58 |
| 58512 055_DS SOUTHWESTERN CC 2016 ELEC 2 | 3,183,601.55 | | 3,183,601.55 | 3,150,226.28 |
| 58513 055_DS SOUTHWESTERN CC PROP R 2020 | 3,177,966.81 | | 3,177,966.81 | 3,143,086.96 |
| 58514 055_DS SOUTHWESTERN CC PROP R 2020 | 1,627,379.35 | | 1,627,379.35 | 1,609,459.97 |
| 58515 055_DS SOUTHWESTERN CC MEAS Z 2020 | 748,504.79 | | 748,504.79 | 740,706.66 |
| 58516 055_DS SOUTHWESTERN CC 2021 REF | 3,422,993.97 | | 3,422,993.97 | 3,386,410.46 |
| 58517 055_DS SOUTHWESTERN CC 2021C | 1,248,005.90 | | 1,248,005.90 | 1,234,675.30 |
| 58518 052_DS PALOMAR CC DS 2006D | 5,558,098.82 | | 5,558,098.82 | 5,497,686.57 |
| 58519 052_DS PALOMAR CC DS 2006C | 2,862,132.60 | | 2,862,132.60 | 2,830,533.26 |
| 58520 052_DS PALOMAR CC DS 2006A | 3.17 | | 3.17 | 3.13 |
| 58521 052_DS PALOMAR CC DS 2006B | 6,415,687.69 | | 6,415,687.69 | 6,340,833.27 |
| 58522 052_DS PALOMAR CC 2015 GO REF BOND | 2,006,136.54 | | 2,006,136.54 | 1,944,699.91 |
| 58523 052_DS PALOMAR CC 2017 REF | 3,398,082.40 | | 3,398,082.40 | 3,360,768.03 |
| 58524 052_DS PALOMAR CC 2020 REF | 6,747,034.92 | | 6,747,034.92 | 6,671,148.35 |
| 58525 052_DS_PALOMAR CC 2021 GO REF | 4,330,462.98 | | 4,330,462.98 | 4,281,702.09 |
| 58535 054_DS MIRACOSTA CC 2016A | 2,482,211.17 | | 2,482,211.17 | 2,455,270.27 |
| 58536 054_DS MIRACOSTA CC 2016B | 6,484,138.31 | | 6,484,138.31 | 6,413,916.25 |
| 58537 054_DS MIRACOSTA CCD 2016C | 6,790,305.86 | | 6,790,305.86 | 6,712,478.60 |
| 58540 055_DS SOUTHWESTERN CC 2021D | 5,077,898.32 | | 5,077,898.32 | 5,023,609.22 |

# PERIODIC FINANCIAL STATEMENT - SCHEDULE OF BALANCE SHEET AND CASH TOTALS BY FUND - GL040

Date:13-AUG-2025 15:39:44

COSD
Current Period: ADJ-25

Currency: USD
No specific FUND requested

| FUND | ASSETS | LIABILITIES | FUND BALANCE | CASH |
|---|---|---|---|---|
| 58541 055_DS SOUTHWESTERN CC 2021F | 1,971,924.10 | | 1,971,924.10 | 1,951,096.37 |
| 58550 060_DS SD CC SERIES 2003A | 111,576,942.10 | 111,576,942.10 | | |
| 58551 060_DS SD CC SERIES 2003B | (8,003,395.83) | (8,003,395.83) | | |
| 58553 060_DS SAN DIEGO COMM COLL PROP S | 3,682.58 | | 3,682.58 | 3,632.58 |
| 58554 060_DS SAN DIEGO COMM COLL 2011 RE | 249.08 | | 249.08 | 245.70 |
| 58555 060_DS SAN DIEGO COMM COLL 2006 EL | 520.15 | | 520.15 | 513.09 |
| 58556 060_DS SAN DIEGO COMM COLL 2002 EL | 344,815.03 | | 344,815.03 | 340,032.20 |
| 58557 060_DS SAN DIEGO CC 2012 REF | 49,074.41 | | 49,074.41 | 48,430.38 |
| 58558 060_DS SDCCD 2006 SERIES 2013 | 425,664.21 | | 425,664.21 | 419,773.95 |
| 58559 060_DS SDCCD 2002 SERIES 2013 | 495,976.25 | | 495,976.25 | 489,098.20 |
| 58560 060_DS SDCCD 2006 SERIES 2016 | 8,581,967.28 | | 8,581,967.28 | 8,484,875.54 |
| 58561 060_DS SDCCD 2016 REF | 29,542,494.50 | | 29,542,494.50 | 29,198,587.47 |
| 58562 060_DS SDCC2019REF PROPNS SERA | 38,490,555.17 | | 38,490,555.17 | 38,062,342.91 |
| 58563 060_DS SDCC2019REF PROPNS SERB | 4,069,834.18 | | 4,069,834.18 | 4,019,551.27 |
| 58564 060_DS SDCCD 2021 REF | 18,081,661.71 | | 18,081,661.71 | 17,874,723.25 |
| 58565 060_DS SDCCD 2024 REF | 6,755,166.53 | | 6,755,166.53 | 6,684,722.04 |
| 58566 060_DS SDCCD SERIES 2025 A-1 | 48,519,087.81 | | 48,519,087.81 | 47,910,630.43 |
| 58567 060_DS SDCCD SERIES 2025 A-2 | 5,336,345.26 | | 5,336,345.26 | 5,269,424.41 |
| 58570 061_DS POWAY USD 2025 REF | 1,258,524.22 | | 1,258,524.22 | 1,242,581.02 |
| 61000 CO OFFICERS CASH OVERAGE | 16,893.07 | | 16,893.07 | 16,859.92 |
| 61003 AAA VOLUNTEER RECOGNITION | 45,440.69 | | 45,440.69 | 44,788.10 |
| 61005 EMS - MADDY FUND | 1,791,376.94 | 1,572,557.19 | 218,819.75 | 1,766,981.18 |
| 61006 CIVIL DEFENSE TRUST | 14,412.09 | | 14,412.09 | 14,412.09 |
| 61008 STATE EMT FEE COLLECTIONS | 29,354.48 | 19,134.00 | 10,220.48 | 29,354.48 |
| 61010 AWM SUSPENSE FUND | 2,465.11 | 1,167.80 | 1,297.31 | (1,956.32) |
| 61011 2024 FLOOD REIMBURSMENT FUND | 476.96 | | 476.96 | 471.29 |
| 61018 AUDITOR SUSPENSE TRUST | 43,488.69 | 3,752.29 | 39,736.40 | 43,488.69 |
| 61019 COUNTY OFFICER CASH SHORTAGES | 499.95 | 52.00 | 447.95 | 499.95 |
| 61020 AB780 EQUIPMENT AND REG | 146,239.95 | 70,858.82 | 75,381.13 | 70,858.82 |
| 61022 SALES AND USE TAX CLEARING FUND | 77,093.97 | 38,402.51 | 38,691.46 | 77,093.97 |
| 61023 BACK UP WITHHOLDING FOR FTB 7% | 2,676.68 | (786.04) | 3,462.72 | 2,676.68 |
| 61025 COUNTY LOCAL REVENUE FUND 2011 | 37,320,002.01 | 37,320,002.01 | | 37,320,002.01 |
| 61026 LOCAL COMMUNITY CORRECTIONS | 179,171,823.58 | 46,505,242.94 | 132,666,580.64 | 169,773,652.18 |
| 61027 DPLU SUSPENSE FUND | 77,917.92 | 874.17 | 77,043.75 | (83,709.53) |
| 61029 FIRESTORM 2007 TRUST FUND | 791,258.89 | | 791,258.89 | 791,258.89 |
| 61032 LOCAL INNOVATION SUBACCOUNT | 6,126,033.31 | 75,079.26 | 6,050,954.05 | 6,126,033.31 |
| 61036 AUDITOR OFF HWY LIC FEES | 496,360.39 | | 496,360.39 | 496,360.39 |
| 61040 ARPA TRUST FUND | 65,577,367.98 | | 65,577,367.98 | 65,577,367.98 |
| 61042 CO INVESTOR RELATIONS PRG | 233,046.84 | 5,750.00 | 227,296.84 | 229,879.65 |
| 61045 CLERK BOARD OF SUPERVISOR | 510,200.00 | | 510,200.00 | 503,900.00 |
| 61060 BOARD SPECIAL EVENTS TRUST FUND | 42,056.03 | 950.88 | 41,105.15 | 42,056.03 |
| 61075 CTN SPONSORSHIP TRUST MPR | 15,771.34 | | 15,771.34 | 15,771.34 |
| 61079 PD REVOCATION HEARINGS | 10,155,671.52 | 300,424.00 | 9,855,247.52 | 9,932,525.17 |
| 61084 DISTRICT ATTORNEY | 1,067,726.54 | 53,417.83 | 1,014,308.71 | 1,004,656.73 |
| 61085 DA REVOCATION HEARINGS | 14,133,451.92 | 354,168.41 | 13,779,283.51 | 13,910,305.57 |

# PERIODIC FINANCIAL STATEMENT - SCHEDULE OF BALANCE SHEET AND CASH TOTALS BY FUND - GL040

Date:13-AUG-2025 15:39:44

COSD
Current Period: ADJ-25

Currency: USD
No specific FUND requested

| FUND | ASSETS | LIABILITIES | FUND BALANCE | CASH |
|---|---|---|---|---|
| 61087 CHILD SUPPORT IVD FUNDING | 5,257,204.50 | 5,257,204.50 | | 5,257,204.50 |
| 61090 D A NARCOTICS SEIZURES | 7,409,312.52 | 401,361.53 | 7,007,950.99 | 7,310,509.49 |
| 61093 D A REGIONAL AUTO THEFT | 6,245,072.59 | 1,126,151.02 | 5,118,921.57 | 6,245,072.59 |
| 61096 D A REAL ESTATE FRAUD PROS | 2,044,928.13 | 271,829.48 | 1,773,098.65 | 2,041,717.83 |
| 61102 JUDGE GRANT ASSET FORFEIT | 441,870.74 | | 441,870.74 | 435,743.04 |
| 61106 GF DISP PRPTX INC AB1484TRUEUP | 45,861,433.47 | | 45,861,433.47 | 45,225,444.43 |
| 61111 COUNTY LIBRARY | 1,015,728.08 | | 1,015,728.08 | 1,000,647.97 |
| 61114 CO LIBRARY SAN MARCOS | 373,976.68 | | 373,976.68 | 368,061.71 |
| 61117 EDGEMOOR OTHER FUNDS | 54,884.20 | | 54,884.20 | 54,584.20 |
| 61120 EDGEMOOR PATIENTS FUNDS | 434,118.94 | 3,281.58 | 430,837.36 | 425,349.06 |
| 61123 ENVIRONMENTAL HEALTH | 7,917,621.08 | 1,426,842.88 | 6,490,778.20 | 7,911,791.22 |
| 61124 DEH SUSPENSE FUND | 61,003.22 | 27,344.53 | 33,658.69 | (105,742.91) |
| 61129 PUB HLTH VIT AND HLTH STAT | 579,065.36 | 72,220.40 | 506,844.96 | 548,045.36 |
| 61130 DHS LPH PREPAREDNESS | 18,527.76 | | 18,527.76 | 13,528.13 |
| 61134 CHILD PASSENGER SAFETY | 3,797.58 | 3,797.58 | | 3,797.58 |
| 61142 STORMWATER TRUST FUND | 1,765,193.13 | 600,733.22 | 1,164,459.91 | 1,738,667.04 |
| 61143 LEA ASSISTANCE GRANT | 36,456.10 | | 36,456.10 | 35,950.12 |
| 61148 HHSA DONATION FUND | 341,371.97 | | 341,371.97 | 341,371.97 |
| 61149 STATE SHARE FEES COLLECTIONS | 453,937.55 | 194,281.05 | 259,656.50 | 354,167.50 |
| 61157 MENTAL HEALTH WIC 5892 | 248,666,996.76 | 7,473,988.34 | 241,193,008.42 | 237,485,644.44 |
| 61158 BEHAVIORAL HEALTH IMPACT FUND | 21,617,247.89 | | 21,617,247.89 | 21,617,247.89 |
| 61165 AB75 HEALTH EDUCATION | 596,090.54 | | 596,090.54 | 587,237.09 |
| 61166 PROP 56 TOBACCO TAX INC 2016 | 66,357.35 | 38,873.21 | 27,484.14 | 61,226.57 |
| 61168 PHYSICIAN EMS SB12 612 | 3,852,424.22 | | 3,852,424.22 | 2,977,940.21 |
| 61249 H R COMM STATUS OF WOMEN | 2,268.82 | 799.00 | 1,469.82 | 2,268.82 |
| 61250 EMPLOYEE WELLNESS PROGRAM | 419,168.29 | 788.00 | 418,380.29 | 419,168.29 |
| 61253 2024 STORM EVENT INS CLAIMS | 106,154.89 | | 106,154.89 | 106,154.89 |
| 61264 ANIMAL CONT PUBLIC ED | 696,748.73 | 5,427.58 | 691,321.15 | 688,949.08 |
| 61265 MEDICAL EXPENSE FUND | 198,283.81 | 175.00 | 198,108.81 | 197,923.81 |
| 61281 SO CO ANIMAL SHELTER BLDNG | 118,468.16 | | 118,468.16 | 116,989.38 |
| 61282 NO CO ANIMAL SHELT BLDG | 8,506.10 | | 8,506.10 | 8,388.13 |
| 61309 PROBATION DONATIONS | 25,950.02 | | 25,950.02 | 5,774.22 |
| 61312 PUBLIC ADMINISTRATOR | 71,099.11 | | 71,099.11 | 70,113.14 |
| 61315 RECORDER MICROGRAPHICS | 6,834,947.79 | 269,927.62 | 6,565,020.17 | 6,831,716.79 |
| 61317 E RECORDING TRUST FUND | 5,219,063.50 | 11,695.39 | 5,207,368.11 | 5,215,832.50 |
| 61318 RECORDER MODERNIZATION | 18,996,460.43 | 724,102.14 | 18,272,358.29 | 18,976,858.43 |
| 61319 UMBILICAL CORD BLOOD | 24,812.00 | 22,864.00 | 1,948.00 | 22,864.00 |
| 61321 RECORDER VITAL HLTH STATS | 3,452,409.21 | 765.70 | 3,451,643.51 | 3,447,464.71 |
| 61322 RECORDER MISS PERSONS D | 3,425.70 | 3,165.40 | 260.30 | 3,165.40 |
| 61324 REGISTRAR OF VOTERS | 7,761,795.18 | 582.56 | 7,761,212.62 | 7,761,795.18 |
| 61325 HELP AMERICA VOTE ACT (HAVA) | 8,950.31 | | 8,950.31 | 8,826.19 |
| 61330 ASSESSOR | 2,031.11 | | 2,031.11 | 2,031.11 |
| 61331 BUILDING HOMES AND JOBS TRUST FUND | 4,463,400.00 | 4,334,100.00 | 129,300.00 | 4,334,100.00 |
| 61333 SHERIFF | 4,420,590.42 | 121,260.33 | 4,299,330.09 | 3,900,924.01 |
| 61334 CONTRACT CITY INSURANCE LIAB | 2,442,504.88 | 1,055,803.50 | 1,386,701.38 | 1,386,701.38 |

# PERIODIC FINANCIAL STATEMENT - SCHEDULE OF BALANCE SHEET AND CASH TOTALS BY FUND - GL040

Date:13-AUG-2025 15:39:44

COSD

Current Period: ADJ-25

Currency: USD

No specific FUND requested

| FUND | ASSETS | LIABILITIES | FUND BALANCE | CASH |
|---|---|---|---|---|
| 61337 SHERIFF FINGERPRINT ID | 10,883,906.48 | 361,075.32 | 10,522,831.16 | 10,729,356.76 |
| 61345 SHERIFF RESERVES FUND | 41,647.52 | | 41,647.52 | 41,647.52 |
| 61346 SHERIFF RCS FUND | 11,802,469.89 | 2,182,075.01 | 9,620,394.88 | 11,636,151.34 |
| 61349 TTC TRAINING AND EDUCATION | 33,776.15 | | 33,776.15 | 33,776.15 |
| 61350 T TC TRAVELERS EXPRESS MO CF | 5,589.58 | 5,589.58 | | |
| 61405 WATERFRONT OPERATION AND MTNCE | 1,348,449.94 | 301,742.33 | 1,046,707.61 | 1,348,449.94 |
| 61406 SWEETWATER VALLEY LL-ART TURF | 233,583.39 | | 233,583.39 | 230,343.63 |
| 61407 LAND STEWARDSHIP-MSCP MITIGAT | 1,110,936.18 | | 1,110,936.18 | 1,095,530.13 |
| 61408 PARKS AND RECREATION | 86,092.77 | 3,747.00 | 82,345.77 | 82,669.77 |
| 61409 LAKESIDE SKATE PARK | 89,342.28 | | 89,342.28 | 88,103.32 |
| 61410 PKS VARIOUS PROJECTS INT FUND | 2,799,429.42 | | 2,799,429.42 | 2,767,097.80 |
| 61411 SANTA MARIA CK FLOOD PROTECTION | 239,956.20 | | 239,956.20 | 236,628.58 |
| 61412 PKS VARIOUS PROJECTS FUND | 5,049,900.29 | 402,077.39 | 4,647,822.90 | 5,049,900.29 |
| 61413 PKS NAMING RIGHTS FUND | 47,749.00 | | 47,749.00 | 47,749.00 |
| 61414 SHERIFFS CIVIL AUTOMAT | 1,897,787.28 | 60,279.61 | 1,837,507.67 | 1,892,397.28 |
| 61415 SHERIFF MENTAL HEALTH TRAINING | 9,413.48 | | 9,413.48 | 9,282.93 |
| 61416 BHC MENTAL HEALTH DIVERSION | 750,452.30 | 245,757.83 | 504,694.47 | 750,452.30 |
| 61417 SHERIFFS VEH INSPECT FEE | 32,654.26 | | 32,654.26 | 32,629.26 |
| 61419 REGIONAL COMM SYS REPLACEMENT | 4,930,050.89 | 4,530,428.22 | 399,622.67 | 2,664,836.78 |
| 61420 ASTREA | 5,082,800.53 | | 5,082,800.53 | 5,082,800.53 |
| 61421 SHERIFF DONATION FUND | 279,171.52 | 890.42 | 278,281.10 | 279,171.52 |
| 61422 DISARMING PROHIBITED PERSONS | 608,032.24 | | 608,032.24 | 608,032.24 |
| 61424 CORONAVIRUS EMERG SUPP FUND | 41,866.24 | | 41,866.24 | 41,285.65 |
| 61425 SB1383 CALRECYCLE LOCAL ASST | 1,388,738.24 | 1,130,763.19 | 257,975.05 | 1,369,479.99 |
| 61426 USED OIL PAYMENT PROGRAM | 128,313.22 | 76,380.90 | 51,932.32 | 127,119.57 |
| 61427 BEVERAGE CONTAINER CCPP | 266,741.87 | 175,357.55 | 91,384.32 | 263,042.72 |
| 61465 DNA IDENTIFICATION FUND | 89,763.45 | | 89,763.45 | 87,408.63 |
| 61466 DNA IDENTIFICATION FUND II | 1,515,850.06 | 24,985.51 | 1,490,864.55 | 1,495,568.95 |
| 61467 DNA IDENTIFICATION FUND III | 358,184.24 | | 358,184.24 | 349,152.42 |
| 61470 REAL ESTATE SERVICES SECURITY DEPO | 85,305.27 | 36,641.38 | 48,663.89 | 85,305.27 |
| 61480 ENERGY EFFICIENCY TRUST FUND | 865,272.58 | 219,704.14 | 645,568.44 | 865,272.58 |
| 61504 2018 HGV IA1 BOND FUND | 776.88 | | 776.88 | |
| 61505 2018 HGV IA1 REDEMPTION FUND | 202,215.96 | | 202,215.96 | |
| 61506 2018 HGV IA1 ADMIN FUND | 36,156.25 | | 36,156.25 | |
| 61507 2018 HGV IA1 RESERVE FUND | 2,274,196.12 | | 2,274,196.12 | |
| 61508 2018 HGV IA1 SURPLUS FUND | 169,433.25 | | 169,433.25 | |
| 61510 2020 HGV IA2 BOND FUND | 563.04 | | 563.04 | |
| 61511 2020 HGV IA2 REDEMPTION FUND | 149,001.23 | | 149,001.23 | |
| 61512 2020 HGV IA2 ADMIN FUND | 30,823.95 | | 30,823.95 | |
| 61513 2020 HGV IA2 RESERVE FUND | 1,890,537.26 | | 1,890,537.26 | |
| 61514 2020 HGV IA2 SURPLUS FUND | 188,037.24 | | 188,037.24 | |
| 61515 2020 HGV IA2 REBATE FUND | 49,147.98 | | 49,147.98 | |
| 63000 CURRENT SEC TAXES AUDITOR | 307,036,341.09 | 267,823,098.59 | 39,213,242.50 | 45,662,275.06 |
| 63005 CURRENT SEC TAXES TAX COL | 39,232,595.14 | 34,325,115.40 | 4,907,479.74 | 39,192,505.10 |
| 63010 SEC TAXES SRMS TAX COL | 2,154,367.95 | | 2,154,367.95 | 2,154,367.95 |

# PERIODIC FINANCIAL STATEMENT - SCHEDULE OF BALANCE SHEET AND CASH TOTALS BY FUND - GL040

Date:13-AUG-2025 15:39:44

COSD
Current Period: ADJ-25

Currency: USD
No specific FUND requested

| FUND | ASSETS | LIABILITIES | FUND BALANCE | CASH |
|---|---|---|---|---|
| 63015 CUR SEC IMMED CKS PROC TC | 397.94 | | 397.94 | 397.94 |
| 63020 CUR SEC ELECTRONIC FD TRF | 3,885,510.24 | 2,060,989.07 | 1,824,521.17 | 3,885,510.24 |
| 63030 PRIOR SEC TAXES AUDITOR | 107,100,900.53 | 104,907,214.15 | 2,193,686.38 | |
| 63035 PRIOR SEC TAXES TAX COL | 13,115,036.76 | 9,058,479.76 | 4,056,557.00 | 12,751,498.14 |
| 63040 CURRENT UNSEC TAX AUDITOR | 19,400,795.37 | 18,414,984.16 | 985,811.21 | |
| 63045 CURRENT UNSEC TAXES TX CL | 2,490,186.88 | 1,656,773.56 | 833,413.32 | 2,490,186.88 |
| 63066 TAX SALE EXCESS PROCEEDS | 1,446,733.08 | 1,446,733.08 | | 252,386.58 |
| 63101 TAX SALES 2005 | 6,571,325.56 | | 6,571,325.56 | 5,698,824.17 |
| 63103 TAX SALES 2007 | 503,841.55 | | 503,841.55 | 491,677.67 |
| 63105 TAX SALES 2009 | 334,216.65 | | 334,216.65 | 334,216.65 |
| 63106 TAX SALES 2010 | 509,044.73 | | 509,044.73 | 509,044.73 |
| 63107 TAX SALES 2011 | 1,425,541.54 | | 1,425,541.54 | 1,387,974.36 |
| 63108 TAX SALES 2013 | 602,999.59 | | 602,999.59 | 602,999.59 |
| 63180 PRIOR UNSEC TAXES AUDITOR | 101,170,281.80 | 100,596,419.78 | 573,862.02 | |
| 63185 PRIOR UNSEC TAXES TAX COL | 1,263,872.81 | 1,154,477.23 | 109,395.58 | 1,263,872.81 |
| 63205 RACE HORSE TAX TAX COLL | 168.83 | | 168.83 | 168.83 |
| 63215 DISCHARGED DELQ UNSEC AUDITOR | 26,589.74 | 18,079.03 | 8,510.71 | 23,586.63 |
| 63220 MISCELLANEOUS TAX TAX COL | 277,787.71 | 3,003.11 | 274,784.60 | 277,787.71 |
| 63225 PREPAID UNSECURED TAX AUD | 116,106,390.40 | | 116,106,390.40 | 56,820,634.04 |
| 63230 PREPAID UNSEC TAX TAX COL | 59,285,756.36 | 59,285,756.36 | | 58,057,287.02 |
| 63265 REAL PROP TRSF TAX AUD | 4,226,071.30 | 2,402,431.41 | 1,823,639.89 | |
| 63270 REAL PROP TRSF TAX RECRD | 4,786,040.41 | 4,229,441.65 | 556,598.76 | 4,238,707.36 |
| 63277 ERAF SUB ACCOUNT | 0.36 | | 0.36 | 0.36 |
| 63280 UNAPPORT PROP TAX RLF TST | 0.08 | | 0.08 | 0.08 |
| 63285 TAX TRUST FUND INTEREST | 12,032,287.82 | 309,874.48 | 11,722,413.34 | 2,468,716.17 |
| 63335 CORONADO REDVL PROJ | 14.33 | | 14.33 | 14.33 |
| 63565 REFUNDABLE SECURED TAXES | 10,115,082.54 | 80,606.03 | 10,034,476.51 | 10,115,082.54 |
| 63570 REFUNDABLE UNSECURED TAX | 409,234.40 | | 409,234.40 | 409,234.40 |
| 63575 REFUNDABLE SB813 TAX COLL | 1,748,686.58 | 133,641.38 | 1,615,045.20 | 1,748,686.58 |
| 63580 PR YR REDEMPTIONS RED | 9,100,724.15 | 202,642.05 | 8,898,082.10 | 9,100,724.15 |
| 63585 PR YR SB813 REDMP RED | 1,348,038.84 | 14,018.25 | 1,334,020.59 | 1,348,038.84 |
| 63590 PR YR UNSECURED REFUNDS | 3,513,007.16 | 1,066,400.77 | 2,446,606.39 | 3,513,007.16 |
| 63595 RECORD FEES RECISION T C | 3,720.00 | | 3,720.00 | 2,960.00 |
| 63600 STATE TRST TAX REDEMP FEE | 5,865.00 | | 5,865.00 | 5,865.00 |
| 63610 UNAPPORTIONED AGCY REFUND | 20,307.26 | | 20,307.26 | 20,307.26 |
| 63620 VLF PROPERTY TAX COMPENSATION | 308,665.81 | | 308,665.81 | |
| 64030 SUCCESSOR AGENCY RPTTF - CARLSBAD | 83,924.36 | | 83,924.36 | 13,618.58 |
| 64031 SUCCESSOR AGENCY RPTTF - CHULA VIS | 314,445.61 | | 314,445.61 | 200,985.22 |
| 64032 SUCCESSOR AGENCY RPTTF - CORONADO | 299,119.88 | | 299,119.88 | 169,168.96 |
| 64033 SUCCESSOR AGENCY RPTTF - EL CAJON | 226,955.57 | | 226,955.57 | 142,442.81 |
| 64034 SUCCESSOR AGENCY RPTTF - ESCONDIDO | 389,775.00 | | 389,775.00 | 230,733.28 |
| 64035 SUCCESSOR AGENCY RPTTF - IMPERIAL | 231,208.77 | | 231,208.77 | 141,930.64 |
| 64036 SUCCESSOR AGENCY RPTTF - LA MESA | 47,267.80 | | 47,267.80 | 28,396.62 |
| 64037 SUCCESSOR AGENCY RPTTF - LEMON GRO | 72,823.01 | | 72,823.01 | 46,551.19 |
| 64038 SUCCESSOR AGENCY RPTTF - NATIONAL | 265,988.77 | | 265,988.77 | 162,582.57 |

# PERIODIC FINANCIAL STATEMENT - SCHEDULE OF BALANCE SHEET AND CASH TOTALS BY FUND - GL040

Date:13-AUG-2025 15:39:44

COSD

Current Period: ADJ-25

Currency: USD

No specific FUND requested

| FUND | ASSETS | LIABILITIES | FUND BALANCE | CASH |
|---|---|---|---|---|
| 64039 SUCCESSOR AGENCY RPTTF - OCEANSIDE | 202,032.18 | | 202,032.18 | 120,995.70 |
| 64040 SUCCESSOR AGENCY RPTTF - CITY OF S | 3,096,836.91 | | 3,096,836.91 | 1,720,308.55 |
| 64041 SUCCESSOR AGENCY RPTTF - SAN MARCO | 790,382.42 | | 790,382.42 | 375,671.85 |
| 64042 SUCCESSOR AGENCY RPTTF - SANTEE | 248,590.71 | | 248,590.71 | 175,073.69 |
| 64043 SUCCESSOR AGENCY RPTTF - POWAY | 535,081.07 | | 535,081.07 | 311,910.00 |
| 64044 SUCCESSOR AGENCY RPTTF - SOLANA BE | 38,665.00 | | 38,665.00 | 27,938.65 |
| 64045 SUCCESSOR AGENCY RPTTF - VISTA | 404,580.07 | | 404,580.07 | 248,355.47 |
| 64046 SUCCESSOR AGENCY RPTTF - COUNTY OF | 141,403.40 | | 141,403.40 | 120,097.07 |
| 64067 SA DISSOLUTION-CARLSBAD | 145,105.01 | | 145,105.01 | 144,891.35 |
| 64068 OTAY MESA EIFD | 5,249.76 | | 5,249.76 | 5,249.76 |
| 64070 GRANTVILLE NORTH EMBAR AGRMT | 4,017,991.76 | | 4,017,991.76 | 3,962,271.72 |
| 64071 GRANTVILLE JOINT PROJECT AGMT | 1,010,018.18 | | 1,010,018.18 | 996,011.62 |
| 66007 COUNTY REFUNDS | 1,200.00 | 1,200.00 | | 1,200.00 |
| 66009 REV AND REC COLL REVENUE | 4,688,423.73 | 919,771.70 | 3,768,652.03 | 4,663,360.95 |
| 66012 REV AND REC ESCHEATMENT | 171,461.40 | | 171,461.40 | 171,461.40 |
| 66014 ORR-VICTIM SERVICES FUND | 134,842.04 | | 134,842.04 | 134,842.04 |
| 66016 WORKPLACE JUSTICE FUND | 244,391.87 | | 244,391.87 | 241,888.43 |
| 66017 WAGE THEFT RETENTION FUND | 818,257.60 | (115,214.14) | 933,471.74 | 818,257.60 |
| 66021 DOMESTIC VIOLENCE FUND | 266,108.70 | 27,857.00 | 238,251.70 | 258,796.07 |
| 66024 COMMUNITY SER BLOCK GRANT | 1,390,264.46 | 855,946.89 | 534,317.57 | 1,364,134.13 |
| 66027 ABANDONED PERSONAL PROP | 136,778.45 | | 136,778.45 | 136,778.45 |
| 66030 SHERIFFS WARRANT AUTOMAT | 1,063,835.78 | 75,791.12 | 988,044.66 | 1,049,088.30 |
| 66033 DHS MAA TCM COUNTY LEAD | 11,056,633.81 | 1,020,192.54 | 10,036,441.27 | 11,046,922.16 |
| 66041 OPIOID SETTLEMENT FRAMEWORK | 55,684,022.12 | 11,403,284.12 | 44,280,738.00 | 54,904,012.95 |
| 66042 DRUG PROGRAM SB921 | 71,288.71 | | 71,288.71 | 70,317.62 |
| 66048 ALCOHOL PROGRAM AB 2086 | 1,190,550.02 | | 1,190,550.02 | 1,190,214.91 |
| 66051 ALCOHOL ED PVT SB 920 | 285,353.61 | 27,000.00 | 258,353.61 | 283,812.15 |
| 66057 COUNTY CLERK FEES | 54,443.63 | 23,840.80 | 30,602.83 | 42,980.38 |
| 66060 CO CLERK ADMIN INSTRUCT | 136,428.37 | | 136,428.37 | 136,428.37 |
| 66063 CO CLK FISH AND GAME AB3158 | 20,323.50 | 13,029.75 | 7,293.75 | 20,323.50 |
| 66072 RECOVERED COSTS AB2890 | 1,370,227.17 | | 1,370,227.17 | |
| 66075 SHERIFFS DISBURSE FEES | 359,397.81 | | 359,397.81 | 353,472.81 |
| 66077 DA LIFE ANNUITY CONSUMER PROT | 390,596.44 | 384,818.33 | 5,778.11 | 379,735.67 |
| 66078 DA AUTO INS FRAUD | 1,820,217.91 | | 1,820,217.91 | 1,798,554.91 |
| 66079 DA WORKER COMP INS FRAU | 1,392,383.09 | | 1,392,383.09 | 1,356,630.17 |
| 66080 DA DISABILITY AND HEALTH INS FRAUD | 508,191.64 | | 508,191.64 | 502,095.09 |
| 66082 DEDICATED CRIMINAL FINES K-12 | 33,240,572.06 | 3,445,671.00 | 29,794,901.06 | 32,779,604.35 |
| 66102 CAP DISPUTE RESOL PROG | 1,062,247.77 | 140,431.26 | 921,816.51 | 1,049,082.26 |
| 66103 STATE EMER RENT ASSIST PRG | 26,347.09 | | 26,347.09 | 25,981.72 |
| 66104 EMER RENT ASSIST PROG | 110,261.54 | | 110,261.54 | 108,736.29 |
| 66105 POLINSKY CTR DONATIONS | 394,518.87 | 29,721.14 | 364,797.73 | 393,018.87 |
| 66107 PERM LOCAL HSG ALLOC - PLHATF | 3,083,255.24 | | 3,083,255.24 | 3,043,510.20 |
| 66110 INNOVATIVE HOUSING TRUST FUND | 37,581,505.36 | 2,955,970.84 | 34,625,534.52 | 36,987,720.89 |
| 66112 NPLH TRUST FUND | 27,046,022.92 | | 27,046,022.92 | 26,704,646.76 |
| 66113 NPLH WINDSOR POINTE COSR TF | 6,336,886.81 | | 6,336,886.81 | 6,249,010.18 |

# PERIODIC FINANCIAL STATEMENT - SCHEDULE OF BALANCE SHEET AND CASH TOTALS BY FUND - GL040

Date:13-AUG-2025 15:39:44

COSD

Current Period: ADJ-25

Currency: USD

No specific FUND requested

| FUND | ASSETS | LIABILITIES | FUND BALANCE | CASH |
|---|---|---|---|---|
| 66114 CALHOME TRUST FUND | 58,924.92 | | 58,924.92 | 54,212.04 |
| 66115 2018 HGV IA1 SPECIAL TAX FUND | 1,053,488.79 | | 1,053,488.79 | |
| 66116 2020 HGV IA2 SPECIAL TAX FUND | 839,540.51 | | 839,540.51 | |
| 66118 NPLH ANITA STREET COSR TF | 4,950,785.89 | | 4,950,785.89 | 4,882,031.95 |
| 66119 NPLH VALLEY SR VILLAGE COSR TF | 5,126,148.62 | | 5,126,148.62 | 5,055,083.23 |
| 66129 PUBLIC SAFETY AUGMENTATON | 31,785,428.13 | 29,990,306.11 | 1,795,122.02 | 31,785,428.13 |
| 66130 CRIMINALISTICS LAB FUND | 3,882.66 | 3,882.66 | | |
| 66136 SLESF VLF JUV JUSTICE CRIME PREV | 37,021,533.08 | 6,123,796.04 | 30,897,737.04 | 37,021,533.08 |
| 66137 EAST COUNTY TULE ESJ FMF | 451,801.72 | | 451,801.72 | 445,536.30 |
| 66141 SLESF DA CRIMINAL PROS | 1,056,095.06 | 387,356.53 | 668,738.53 | 1,056,095.06 |
| 66144 SLESF FRONT LINE LAW ENF | 128,926.24 | 56,014.87 | 72,911.37 | 128,926.24 |
| 66145 JUVENILE JUSTICE REALIGNMENT | 5,044,906.95 | 5,044,906.95 | | 5,044,906.95 |
| 66146 CTU AB1628 REALIGNMENT FUND | 4,523,880.66 | 152,257.21 | 4,371,623.45 | 4,419,022.62 |
| 66149 YOUTHFUL OFFENDER BLOCK | 5,916,253.27 | 3,877,248.95 | 2,039,004.32 | 4,917,290.53 |
| 66151 JUV PROBATION CAMP FUNDING | 4,290,409.02 | | 4,290,409.02 | 4,290,409.02 |
| 66152 JUVENILE PROBATION ACTIVITIES | 4,046,390.39 | 3,800,000.00 | 246,390.39 | 4,046,390.39 |
| 66159 DA STATE ASSET FORF 15 PERCENT | 369.70 | | 369.70 | 369.70 |
| 66175 DA FUNERAL BURIAL EMERGENCY | 185,013.34 | | 185,013.34 | |
| 66186 J THOMAS SMITH OPERATING | 1,800.96 | | 1,800.96 | 1,665.13 |
| 67150 TEETER TAX LOSSES RESERVE | 20,920,000.00 | | 20,920,000.00 | 20,920,000.00 |
| 69000 WT CLEARANCE CLEARNG FUND | 272,524,484.01 | 272,524,484.01 | | 272,524,484.01 |
| 69002 E-PAYMENT CLEARANCE FUND | 1,465.91 | 1,465.91 | | 1,465.91 |
| 69005 EFT CLEARANCE FUND | 31,883,057.35 | 31,883,057.35 | | 31,883,057.35 |
| 70125 J THOMAS SMITH ENDOWMENT | 7,989.17 | | 7,989.17 | 7,993.35 |
| 70150 LOUIS A STELZER TRUST FND | 552,985.66 | 264.00 | 552,721.66 | 545,224.70 |
| 70250 WHITAKER ENDOWMENT FUND | 14,454.86 | | 14,454.86 | 12,730.96 |
| 70251 MCCRINK RANCH ENDOWMENT | 890,004.21 | | 890,004.21 | 877,661.97 |
| 70275 SIMON ENDOWMENT | 147,061.69 | | 147,061.69 | 145,022.29 |
| 71000 A R AB719 PROP TAX ADMIN | 183,228.04 | | 183,228.04 | 180,687.10 |
| 71035 HHSA EBT CLEARING FUND | 4,914,667.85 | 4,914,667.85 | | 3,812,100.74 |
| 71110 AB2994 CHILDRENS TRUST FD | 3,548,759.09 | 248,194.85 | 3,300,564.24 | 3,532,273.65 |
| 72000 PAYROLL REVOLVING COUNTY | 693,132.71 | (827,772.42) | 1,520,905.13 | 693,132.71 |
| 72025 MANAGEMENT BENEFITS | 1,772,947.29 | | 1,772,947.29 | 1,692,412.39 |
| 74000 INVESTMENT DEFERED COMP | 481,871,053.76 | 481,868,078.58 | 2,975.18 | |
| REPORT TOTAL | 26,983,209,089.68 | 9,553,563,771.53 | 17,425,638,101.48 | 16,429,955,632.83 |

# PERIODIC FINANCIAL STATEMENT - SCHEDULE OF REVENUES AND EXPENDITURES BY FUND AND ORGANIZATIONAL UNIT - GL041

Date:13-AUG-2025 15:47:24

COSD

Current Period: ADJ-25

Currency: USD

No specific FUND requested

| FUND | ORG | REVISED BUDGET | EXPENDITURES | ENCUMBRANCES | EXPENDITURES & ENCUMBRANCES | REMAINING BUDGET | REVENUE |
|---|---|---|---|---|---|---|---|
| 10100 GENERAL FUND | 10100 BOARD/SUPERVISORS DIST 1 | 3,649,196.92 | 2,546,679.54 | 305,614.42 | 2,852,293.96 | 796,902.96 | |
| 10100 GENERAL FUND | 10200 BOARD/SUPERVISORS DIST 2 | 3,511,502.43 | 3,351,979.30 | 98,340.86 | 3,450,320.16 | 61,182.27 | |
| 10100 GENERAL FUND | 10300 BOARD/SUPERVISORS DIST 3 | 3,616,882.60 | 3,226,714.67 | 267,584.60 | 3,494,299.27 | 122,583.33 | |
| 10100 GENERAL FUND | 10400 BOARD/SUPERVISORS DIST 4 | 3,591,248.43 | 3,019,567.45 | 53,319.00 | 3,072,886.45 | 518,361.98 | |
| 10100 GENERAL FUND | 10500 BOARD/SUPERVISORS DIST 5 | 3,604,068.09 | 3,250,114.10 | 23,400.84 | 3,273,514.94 | 330,553.15 | |
| 10100 GENERAL FUND | 10600 BOARD/SUPERVISORS GENERAL | 621,525.08 | 586,969.81 | 1,192.29 | 588,162.10 | 33,362.98 | |
| 10100 GENERAL FUND | 11150 LEGISLATIVE SERVICES | 1,899,819.52 | 1,807,172.52 | 34.00 | 1,807,206.52 | 92,613.00 | 16,173.61 |
| 10100 GENERAL FUND | 11160 ASSESSMENT APPEALS | 0.00 | 159.21 | 0.00 | 159.21 | (159.21) | |
| 10100 GENERAL FUND | 11165 PUBLIC SERVICES | 2,737,815.00 | 2,379,869.53 | 323,422.69 | 2,703,292.22 | 34,522.78 | 760,126.86 |
| 10100 GENERAL FUND | 11170 EXECUTIVE OFFICE | 1,050,063.90 | 1,174,233.66 | 0.00 | 1,174,233.66 | (124,169.76) | 4,814.21 |
| 10100 GENERAL FUND | 11751 EXECUTIVE | 4,255,910.52 | 3,914,649.75 | 26,431.56 | 3,941,081.31 | 314,829.21 | 309,540.16 |
| 10100 GENERAL FUND | 11781 STRATEGY AND INTRGOV AFFAIR | 0.00 | 311.44 | 0.00 | 311.44 | (311.44) | |
| 10100 GENERAL FUND | 11791 OFFICE OF ETHICS AND COMPLIAN | 2,148,869.13 | 2,117,386.30 | 2,178.86 | 2,119,565.16 | 29,303.97 | |
| 10100 GENERAL FUND | 11793 OFFICE OF EQUITY AND RACIAL J | 4,975,105.40 | 3,645,841.93 | 1,264,504.21 | 4,910,346.14 | 64,759.26 | 315,000.00 |
| 10100 GENERAL FUND | 11795 OFFICE OF LABOR STANDARDS AND | 1,285,963.90 | 1,261,196.35 | 173,714.98 | 1,434,911.33 | (148,947.43) | |
| 10100 GENERAL FUND | 11797 OFFICE OF EVALUATION, PERFORM | 1,557,128.80 | 845,638.83 | 488,841.67 | 1,334,480.50 | 222,648.30 | |
| 10100 GENERAL FUND | 11801 CO MEMBERSHIPS AND AUDIT | 327,161.50 | 241,054.19 | 13,018.25 | 254,072.44 | 73,089.06 | |
| 10100 GENERAL FUND | 12351 CONTRIBUTION TO COUNTY LIBRAR | 15,000.00 | 0.00 | 0.00 | 0.00 | 15,000.00 | |
| 10100 GENERAL FUND | 12900 COMMUNITY ENHANCEMENT | 6,995,208.00 | 6,914,271.00 | 38,624.00 | 6,952,895.00 | 42,313.00 | 33,344.28 |
| 10100 GENERAL FUND | 12905 COMMUNITY ENHANCEMENT ARPA | 392,725.00 | 357,725.00 | 0.00 | 357,725.00 | 35,000.00 | |
| 10100 GENERAL FUND | 14000 PUBLIC SAFETY EXEC OFC | 27,339,974.74 | 15,200,606.85 | 10,808,072.66 | 26,008,679.51 | 1,331,295.23 | 1,912,464.30 |
| 10100 GENERAL FUND | 14001 LAW LIBRARY | 1,153.48 | 96,710.98 | 551.00 | 97,261.98 | (96,108.50) | |
| 10100 GENERAL FUND | 14003 OFFICE OF COMMUNITY SAFETY | 573,159.00 | 1,269,210.89 | 0.00 | 1,269,210.89 | (696,051.89) | |
| 10100 GENERAL FUND | 14550 LAND USE AND ENV EXEC OFC | 26,553,795.50 | 11,057,815.81 | 4,274,586.00 | 15,332,401.81 | 11,221,393.69 | 2,404,003.42 |
| 10100 GENERAL FUND | 14565 SUSTAINABILITY AND ENVIRONMEN | 4,305,700.33 | 2,937,519.42 | 642,695.26 | 3,580,214.68 | 725,485.65 | 56,679.71 |
| 10100 GENERAL FUND | 15650 NEIGHBORHOOD REINVESTMENT PRO | 3,822,001.00 | 3,804,550.00 | 0.00 | 3,804,550.00 | 17,451.00 | 31,898.73 |
| 10100 GENERAL FUND | 15655 NEIGHBORHOOD REINVESTMENT PRO | 2,735,682.00 | 2,732,930.00 | 0.00 | 2,732,930.00 | 2,752.00 | 13,771.46 |
| 10100 GENERAL FUND | 15660 NEIGHBORHOOD REINVESTMENT PRO | 2,103,650.00 | 2,096,427.39 | 0.00 | 2,096,427.39 | 7,222.61 | 6,102.66 |
| 10100 GENERAL FUND | 15665 NEIGHBORHOOD REINVESTMENT PRO | 3,963,489.00 | 3,962,583.00 | 0.00 | 3,962,583.00 | 906.00 | 20,320.78 |
| 10100 GENERAL FUND | 15670 NEIGHBORHOOD REINVESTMENT PRO | 2,118,506.00 | 2,068,500.00 | 0.00 | 2,068,500.00 | 50,006.00 | 12.27 |
| 10100 GENERAL FUND | 16250 OFFICE OF AUDITS&ADVISORY SVC | 4,648,036.83 | 4,471,081.29 | 70,936.76 | 4,542,018.05 | 106,018.78 | 1,310,782.91 |
| 10100 GENERAL FUND | 16265 ADMIN AUDITOR CONTROLLER | 1,554,852.00 | 1,607,027.62 | 10,000.00 | 1,617,027.62 | (62,175.62) | 75.00 |
| 10100 GENERAL FUND | 16270 ADMINISTRATIVE SERVICES | 2,795,971.87 | 4,153,668.17 | 3,943.34 | 4,157,611.51 | (1,361,639.64) | 232,903.72 |
| 10100 GENERAL FUND | 16281 FINANCIAL ACCOUNTING & REPORT | 3,224,390.80 | 2,970,076.44 | 1,432.11 | 2,971,508.55 | 252,882.25 | 518,370.70 |
| 10100 GENERAL FUND | 16283 PROJECTS REVENUE & GRANTS ACC | 3,111,046.78 | 2,996,560.71 | 363.99 | 2,996,924.70 | 114,124.08 | 976,255.55 |
| 10100 GENERAL FUND | 16285 ACCOUNTS PAYABLE | 2,095,594.13 | 2,111,502.33 | 4,911.73 | 2,116,414.06 | (20,819.93) | 994,072.29 |
| 10100 GENERAL FUND | 16290 CENTRAL PAYROLL ADMINISTRATIO | 4,273,404.26 | 4,731,688.74 | 18,565.16 | 4,750,253.90 | (476,849.64) | 397,660.25 |
| 10100 GENERAL FUND | 16299 INFORMATION TECH MGMT SVCS | 14,563,412.48 | 8,339,788.76 | 4,199,352.64 | 12,539,141.40 | 2,024,271.08 | 742,628.04 |
| 10100 GENERAL FUND | 16300 PROPERTY TAX SERVICE | 4,276,216.92 | 3,517,899.12 | 1,209,689.89 | 4,727,789.01 | (451,572.09) | 2,539,635.72 |
| 10100 GENERAL FUND | 16355 R&R-ADMINISTRATION | 2,136,776.46 | 2,215,548.10 | 112,677.66 | 2,328,225.76 | (191,449.30) | 1,139,550.71 |
| 10100 GENERAL FUND | 16360 ORR FISCAL OPS | 3,686,903.55 | 3,174,540.71 | 19,922.19 | 3,194,462.90 | 492,440.65 | |
| 10100 GENERAL FUND | 16370 BRANCH OFFICE MAIN | 2,425,664.62 | 2,483,838.90 | 106,054.71 | 2,589,893.61 | (164,228.99) | |
| 10100 GENERAL FUND | 16375 BRANCH OFFICE - NORTH | 939,637.21 | 906,723.53 | 58,154.40 | 964,877.93 | (25,240.72) | |
| 10100 GENERAL FUND | 16385 ENFORCEMENT | 0.00 | 27,842.02 | 0.00 | 27,842.02 | (27,842.02) | |
| 10100 GENERAL FUND | 16390 BRANCH OFFICE - SOUTH | 903,447.37 | 963,436.61 | 61,053.05 | 1,024,489.66 | (121,042.29) | |
| 10100 GENERAL FUND | 16395 BRANCH OFFICE - EAST | 428,628.04 | 405,418.19 | 21,633.91 | 427,052.10 | 1,575.94 | |
| 10100 GENERAL FUND | 16400 BRANCH OFFICE - WEST | 767,107.10 | 774,461.20 | 44,080.95 | 818,542.15 | (51,435.05) | |
| 10100 GENERAL FUND | 17050 COUNTY COUNSEL | 1,016,834.49 | (1,511,248.98) | 207,858.09 | (1,303,390.89) | 2,320,225.38 | 24,957,594.03 |
| 10100 GENERAL FUND | 17055 ADMIN | 4,426,420.00 | 4,763,997.37 | 0.00 | 4,763,997.37 | (337,577.37) | |
| 10100 GENERAL FUND | 17060 LEG ADV/SPEC SVCS | 14,916,146.00 | 14,805,417.36 | 0.00 | 14,805,417.36 | 110,728.64 | |
| 10100 GENERAL FUND | 17065 CLAIMS | 14,947,536.00 | 15,542,681.70 | 0.00 | 15,542,681.70 | (595,145.70) | |

# PERIODIC FINANCIAL STATEMENT - SCHEDULE OF REVENUES AND EXPENDITURES BY FUND AND ORGANIZATIONAL UNIT - GL041

Date:13-AUG-2025 15:47:24

COSD

Current Period: ADJ-25

Currency: USD

No specific FUND requested

| FUND | ORG | REVISED BUDGET | EXPENDITURES | ENCUMBRANCES | EXPENDITURES & ENCUMBRANCES | REMAINING BUDGET | REVENUE |
|---|---|---|---|---|---|---|---|
| 10100 GENERAL FUND | 17070 W/C | 2,153,746.00 | 2,082,105.79 | 0.00 | 2,082,105.79 | 71,640.21 | |
| 10100 GENERAL FUND | 17075 JUV DEP | 10,928,838.00 | 10,061,372.99 | 0.00 | 10,061,372.99 | 867,465.01 | |
| 10100 GENERAL FUND | 17080 PUBLIC ADM/PUBLIC GUARDIAN | 577,153.00 | 534,844.55 | 0.00 | 534,844.55 | 42,308.45 | |
| 10100 GENERAL FUND | 17550 GRAND JURY - CIVIL | 639,338.25 | 565,040.73 | 1,153.44 | 566,194.17 | 73,144.08 | |
| 10100 GENERAL FUND | 17553 GRAND JURY - CRIMINAL | 151,120.00 | 61,744.76 | 0.00 | 61,744.76 | 89,375.24 | |
| 10100 GENERAL FUND | 17600 COUNTY COMMUNICATIONS OFFICE | 4,333,661.29 | 3,930,275.61 | 323,309.69 | 4,253,585.50 | 80,075.79 | |
| 10100 GENERAL FUND | 17605 CATV PEG FUND | 556,000.00 | 128,552.36 | 4,400.00 | 132,952.36 | 423,047.64 | 128,552.36 |
| 10100 GENERAL FUND | 18200 CIVIL SERVICE COMMISSION | 681,124.67 | 674,063.60 | 427.52 | 674,491.12 | 6,633.55 | 49,388.32 |
| 10100 GENERAL FUND | 18750 ADMINISTRATION | 3,390,089.47 | 3,366,436.94 | 0.00 | 3,366,436.94 | 23,652.53 | 1,066,423.39 |
| 10100 GENERAL FUND | 18751 WORKFORCE INFORMATION NETWORK | 3,657,074.71 | 3,479,700.44 | 37,286.41 | 3,516,986.85 | 140,087.86 | 235,235.48 |
| 10100 GENERAL FUND | 18755 MEDICAL STANDARDS | 3,373,600.69 | 2,309,459.86 | 0.00 | 2,309,459.86 | 1,064,140.83 | 2,309,459.86 |
| 10100 GENERAL FUND | 18760 EAP/COUNSELING | 362,975.00 | 463,204.52 | 0.00 | 463,204.52 | (100,229.52) | 15,470.28 |
| 10100 GENERAL FUND | 18763 BACKGROUND INVESTIGATION | 341,430.43 | 444,885.53 | 0.00 | 444,885.53 | (103,455.10) | 319,388.86 |
| 10100 GENERAL FUND | 18765 LOSS PREVENTION | 606,690.16 | 523,665.82 | 0.00 | 523,665.82 | 83,024.34 | 523,665.82 |
| 10100 GENERAL FUND | 18770 RISK ADMINISTRATION | 1,420,305.23 | 1,405,830.99 | 0.00 | 1,405,830.99 | 14,474.24 | 1,405,830.99 |
| 10100 GENERAL FUND | 18775 INSURANCE STAFFING | 765,067.00 | 772,342.36 | 0.00 | 772,342.36 | (7,275.36) | 793,996.24 |
| 10100 GENERAL FUND | 18780 WORKERS COMPENSATION | 6,783,139.93 | 5,362,156.20 | 0.00 | 5,362,156.20 | 1,420,983.73 | 5,362,156.20 |
| 10100 GENERAL FUND | 18785 UNEMPLOYMENT INSURANCE | 166,244.00 | 164,252.26 | 0.00 | 164,252.26 | 1,991.74 | 164,252.26 |
| 10100 GENERAL FUND | 18805 HUMAN RESOURCES SERVICES | 6,996,550.51 | 7,420,275.23 | 0.00 | 7,420,275.23 | (423,724.72) | 304,422.44 |
| 10100 GENERAL FUND | 18810 LABOR RELATIONS | 1,108,581.24 | 1,115,595.88 | 0.00 | 1,115,595.88 | (7,014.64) | 79,626.15 |
| 10100 GENERAL FUND | 18825 EMPLOYEE BENEFITS | 2,776,061.22 | 2,726,311.93 | 9,010.69 | 2,735,322.62 | 40,738.60 | 587,756.11 |
| 10100 GENERAL FUND | 18835 TALENT DEVELOPMENT | 2,886,496.81 | 2,829,507.94 | 4,211.16 | 2,833,719.10 | 52,777.71 | 164,093.94 |
| 10100 GENERAL FUND | 18840 INSURANCES | 2,962,382.00 | 2,639,194.07 | 0.00 | 2,639,194.07 | 323,187.93 | 4,951.00 |
| 10100 GENERAL FUND | 18850 EQUITY, DIVERSITY, AND INCLUS | 487,188.89 | 493,431.43 | 0.00 | 493,431.43 | (6,242.54) | 27,674.84 |
| 10100 GENERAL FUND | 22692 CONTRIBUTIONS TO COF CAP PROJ | 27,408,927.16 | 10,450,036.77 | 16,958,890.39 | 27,408,927.16 | 0.00 | |
| 10100 GENERAL FUND | 22694 LEASE PAYMENTS-BONDS | 25,657,309.00 | 24,922,744.19 | 0.00 | 24,922,744.19 | 734,564.81 | 9,963,747.42 |
| 10100 GENERAL FUND | 25650 OFFICE ADMINISTRATION | 11,686,737.78 | 9,353,875.53 | 2,098,016.14 | 11,451,891.67 | 234,846.11 | 934,714.63 |
| 10100 GENERAL FUND | 25651 ITINA | 82,575.00 | 79,550.84 | 0.00 | 79,550.84 | 3,024.16 | |
| 10100 GENERAL FUND | 25652 IT ISF FUND BALANCE PROJECTS | 20.00 | 4.22 | 0.00 | 4.22 | 15.78 | |
| 10100 GENERAL FUND | 25680 ENTERPRISE PLATFORM SERVICES | 1,338,902.00 | 1,402,958.12 | 0.00 | 1,402,958.12 | (64,056.12) | |
| 10100 GENERAL FUND | 25681 DOCUMENTUM ENTERPRISE PLATFOR | 154,600.00 | 270,579.96 | 0.00 | 270,579.96 | (115,979.96) | |
| 10100 GENERAL FUND | 27365 G/F CONTRIB TO FAC MGT I | 4,805,310.54 | 3,074,268.27 | 1,758,086.20 | 4,832,354.47 | (27,043.93) | |
| 10100 GENERAL FUND | 27370 G/F CONTRIB MAJ MAINTENANCE I | 38,106.75 | 0.00 | 0.00 | 0.00 | 38,106.75 | |
| 10100 GENERAL FUND | 28550 CLERB OPERATIONS | 2,022,347.84 | 1,908,669.07 | 94,516.13 | 2,003,185.20 | 19,162.64 | |
| 10100 GENERAL FUND | 29650 GENERAL FUND CONTRIBUTION TO | 617,716.00 | 617,716.00 | 0.00 | 617,716.00 | 0.00 | |
| 10100 GENERAL FUND | 30200 OFFICE OF EMERGENCY SERVICES | 26,367,276.75 | 16,693,649.33 | 8,279,925.72 | 24,973,575.05 | 1,393,701.70 | 4,745,204.55 |
| 10100 GENERAL FUND | 30205 EMERGENCY SERVICES ADMINISTRA | 2,620,773.00 | 2,790,116.05 | 0.00 | 2,790,116.05 | (169,343.05) | 549,351.90 |
| 10100 GENERAL FUND | 30230 COUNTY FIRE OPERATIONS | 61,113,933.08 | 60,115,974.97 | 259,022.37 | 60,374,997.34 | 738,935.74 | 2,507,641.35 |
| 10100 GENERAL FUND | 30231 COUNTY FIRE FACILITIES | 2,388,098.60 | 795,060.76 | 2,790,596.46 | 3,585,657.22 | (1,197,558.62) | |
| 10100 GENERAL FUND | 30232 COUNTY FIRE SERVICE CENTER | 1,289,257.02 | 1,025,842.02 | 2,049,500.79 | 3,075,342.81 | (1,786,085.79) | |
| 10100 GENERAL FUND | 30233 COUNTY FIRE INFORMATION TECHN | 4,033,212.70 | 3,050,716.54 | 559,906.14 | 3,610,622.68 | 422,590.02 | 219,882.00 |
| 10100 GENERAL FUND | 30234 COUNTY FIRE VOL RESERVE FIREF | 351,073.50 | 243,058.55 | 1,853.70 | 244,912.25 | 106,161.25 | |
| 10100 GENERAL FUND | 30235 COUNTY FIRE EMS/PARAMEDICS | 740,959.20 | 689,822.61 | 4,333.08 | 694,155.69 | 46,803.51 | 35,759.97 |
| 10100 GENERAL FUND | 30236 COUNTY FIRE TRAINING | 260,000.00 | 155,783.12 | 252.64 | 156,035.76 | 103,964.24 | 125,000.00 |
| 10100 GENERAL FUND | 30237 COUNTY FIRE FLEET | 18,070,587.20 | 6,335,868.89 | 8,530,183.50 | 14,866,052.39 | 3,204,534.81 | 2,121,231.60 |
| 10100 GENERAL FUND | 30238 COUNTY FIRE EMERGENCY MEDICAL | 8,905,407.67 | 8,247,958.00 | 111,770.75 | 8,359,728.75 | 545,678.92 | 5,175,296.60 |
| 10100 GENERAL FUND | 30240 COUNTY FIRE COMMUNITY RISK RE | 11,743,724.50 | 9,179,553.08 | 146,557.63 | 9,326,110.71 | 2,417,613.79 | 4,941,906.89 |
| 10100 GENERAL FUND | 30750 TAX COLLECTOR-SECURED | 0.00 | 0.00 | 0.00 | 0.00 | 0.00 | 1,004,636,384.67 |
| 10100 GENERAL FUND | 30755 TAX COLLECTOR-UNSECURED | 0.00 | 0.00 | 0.00 | 0.00 | 0.00 | 55,011,882.02 |
| 10100 GENERAL FUND | 30760 REDEMPTIONS | 0.00 | 0.00 | 0.00 | 0.00 | 0.00 | (20,888.83) |
| 10100 GENERAL FUND | 30765 AUDITOR AND CONTROLLER | 0.00 | 0.00 | 0.00 | 0.00 | 0.00 | 886,047,322.77 |

# PERIODIC FINANCIAL STATEMENT - SCHEDULE OF REVENUES AND EXPENDITURES BY FUND AND ORGANIZATIONAL UNIT - GL041

Date:13-AUG-2025 15:47:24

COSD

Current Period: ADJ-25

Currency: USD

No specific FUND requested

| FUND | ORG | REVISED BUDGET | EXPENDITURES | ENCUMBRANCES | EXPENDITURES & ENCUMBRANCES | REMAINING BUDGET | REVENUE |
|---|---|---|---|---|---|---|---|
| 10100 GENERAL FUND | 30770 RECORDER | 0.00 | 0.00 | 0.00 | 0.00 | 0.00 | 28,075,430.51 |
| 10100 GENERAL FUND | 30775 TREASURER | 0.00 | 0.00 | 0.00 | 0.00 | 0.00 | 61,239,978.44 |
| 10100 GENERAL FUND | 30790 OTHER DEPARTMENTS | 0.00 | 0.00 | 0.00 | 0.00 | 0.00 | 3,260,122.89 |
| 10100 GENERAL FUND | 30805 NORTH CO MUNI COURT | 0.00 | 0.00 | 0.00 | 0.00 | 0.00 | 207,593.10 |
| 10100 GENERAL FUND | 30810 SOUTH BAY MUNI COURT | 0.00 | 0.00 | 0.00 | 0.00 | 0.00 | 361,789.89 |
| 10100 GENERAL FUND | 30820 SHERIFF | 0.00 | 0.00 | 0.00 | 0.00 | 0.00 | 180,621.09 |
| 10100 GENERAL FUND | 30825 PROBATION | 0.00 | 0.00 | 0.00 | 0.00 | 0.00 | 28,682.32 |
| 10100 GENERAL FUND | 31565 GENERAL/MISC EXPENSES | 265,205,240.42 | 129,650,877.73 | 109,630,918.23 | 239,281,795.96 | 25,923,444.46 | 2,020,785.29 |
| 10100 GENERAL FUND | 31575 CO-WIDE EXP GENERAL FD ADJ | 26,000,468.12 | 21,915,390.20 | 1,699,439.48 | 23,614,829.68 | 2,385,638.44 | 15,202,050.35 |
| 10100 GENERAL FUND | 31580 CONTRIBUTION TO IT ISF | 12,869,351.60 | 8,392,664.83 | 164,420.16 | 8,557,084.99 | 4,312,266.61 | |
| 10100 GENERAL FUND | 31590 SMALL BUSINESS STIMULUS - GRA | 1,391,176.79 | 5,270.66 | 643,558.88 | 648,829.54 | 742,347.25 | 183,649.38 |
| 10100 GENERAL FUND | 32150 FINANCIAL SYSTEMS SUPPORT ADM | 14,772,833.25 | 11,877,453.70 | 2,750,451.63 | 14,627,905.33 | 144,927.92 | 744,771.44 |
| 10100 GENERAL FUND | 32152 FINANCIAL SYSTEMS SUPPORT | 17,269,942.59 | 6,852,262.04 | 10,339,591.69 | 17,191,853.73 | 78,088.86 | |
| 10100 GENERAL FUND | 32154 CAC MAINTENANCE OPERATIONS | 9,329,776.95 | 9,235,162.86 | 84,475.26 | 9,319,638.12 | 10,138.83 | 576,257.21 |
| 10100 GENERAL FUND | 32156 CAC MAJOR MAINTENANCE | 2,010,888.06 | 673,644.56 | 1,318,606.23 | 1,992,250.79 | 18,637.27 | |
| 10100 GENERAL FUND | 32158 OFFICE OF FINANCIAL PLANNING | 10,736,995.66 | 5,796,565.71 | 4,912,620.96 | 10,709,186.67 | 27,808.99 | 1,687,593.64 |
| 10100 GENERAL FUND | 32159 INTEGRATED PROPERTY TAX SYSTE | 1,130,000.00 | 1,127,874.09 | 0.00 | 1,127,874.09 | 2,125.91 | |
| 10100 GENERAL FUND | 32160 REDISTRICTING | 332,898.25 | 63,754.03 | 265,046.00 | 328,800.03 | 4,098.22 | |
| 10100 GENERAL FUND | 32162 EDGA ADMINISTRATION | 3,618,805.70 | 3,161,235.82 | 338,524.22 | 3,499,760.04 | 119,045.66 | 336,943.42 |
| 10100 GENERAL FUND | 32164 ECONOMIC DEVELOPMENT & PROSPE | 974,759.00 | 756,134.01 | 0.50 | 756,134.51 | 218,624.49 | 12,364.52 |
| 10100 GENERAL FUND | 32168 GRANTS OFFICE | 1,022,779.00 | 868,597.40 | 90,757.00 | 959,354.40 | 63,424.60 | (24,871.32) |
| 10100 GENERAL FUND | 33250 EXECUTIVE OFFICE | 2,088,395.32 | 2,113,840.62 | 3,164.48 | 2,117,005.10 | (28,609.78) | |
| 10100 GENERAL FUND | 33252 FINANCE | 3,977,379.65 | 3,984,434.88 | 7,678.63 | 3,992,113.49 | (14,733.64) | |
| 10100 GENERAL FUND | 33254 HUMAN RESOURCES | 1,676,779.20 | 1,558,600.90 | 657.63 | 1,559,258.53 | 117,520.67 | |
| 10100 GENERAL FUND | 33257 SYSTEMS | 2,089,733.00 | 2,590,346.05 | 0.00 | 2,590,346.05 | (500,613.05) | |
| 10100 GENERAL FUND | 33274 ASSESSOR ADMINISTRATION | 2,991,123.00 | 2,802,605.64 | 170.26 | 2,802,775.90 | 188,347.10 | |
| 10100 GENERAL FUND | 33276 ASSESSMENT SERVICES | 22,800,290.75 | 14,697,227.42 | 6,431,708.67 | 21,128,936.09 | 1,671,354.66 | 745,193.23 |
| 10100 GENERAL FUND | 33277 BUSINESS | 7,205,630.23 | 7,053,602.72 | 3,316.21 | 7,056,918.93 | 148,711.30 | |
| 10100 GENERAL FUND | 33278 MAPPING | 3,355,833.42 | 3,191,852.74 | 434,903.05 | 3,626,755.79 | (270,922.37) | |
| 10100 GENERAL FUND | 33279 REALTY | 13,379,900.95 | 12,326,016.96 | 23,492.44 | 12,351,509.40 | 1,028,391.55 | 21,410,124.76 |
| 10100 GENERAL FUND | 33281 AUDITS | 1,930,000.00 | 1,881,858.10 | 0.00 | 1,881,858.10 | 48,141.90 | |
| 10100 GENERAL FUND | 33282 COMMERCIAL | 3,004,000.00 | 2,955,763.18 | 244.74 | 2,956,007.92 | 47,992.08 | |
| 10100 GENERAL FUND | 33283 RESIDENTIAL | 4,500,000.00 | 4,335,670.95 | 7,146.99 | 4,342,817.94 | 157,182.06 | 74,816.74 |
| 10100 GENERAL FUND | 33284 ASSESSOR SYSTEM | 490,000.00 | 465,019.39 | 0.00 | 465,019.39 | 24,980.61 | |
| 10100 GENERAL FUND | 33290 MICROGRAPHICS TRUST | 1,182,620.36 | 181,392.66 | 0.00 | 181,392.66 | 1,001,227.70 | 850,016.42 |
| 10100 GENERAL FUND | 33291 BUILDING HOMES AND JOBS TRUST | 0.00 | 0.00 | 0.00 | 0.00 | 0.00 | 1,717,064.08 |
| 10100 GENERAL FUND | 33296 MODERNIZATION TRUST | 3,154,652.18 | 1,167,385.73 | 36.75 | 1,167,422.48 | 1,987,229.70 | 2,117,103.81 |
| 10100 GENERAL FUND | 33297 E-RECORDING TRUST | 907,438.44 | 282,320.98 | 0.00 | 282,320.98 | 625,117.46 | 282,320.98 |
| 10100 GENERAL FUND | 33298 SSN TRUNCATION TRUST | 335,827.07 | 36,124.47 | 0.04 | 36,124.51 | 299,702.56 | 978,210.30 |
| 10100 GENERAL FUND | 33299 REC VITAL HEALTH STATS TRUST | 1,472,694.00 | 3,194.87 | 0.00 | 3,194.87 | 1,469,499.13 | 765.70 |
| 10100 GENERAL FUND | 33309 RECORDER-COUNTY CLERK ADMINIS | 2,407,460.29 | 2,284,624.89 | 2,317.79 | 2,286,942.68 | 120,517.61 | |
| 10100 GENERAL FUND | 33310 RECORDER | 12,701,764.31 | 10,377,594.02 | 94,850.39 | 10,472,444.41 | 2,229,319.90 | 8,848,114.77 |
| 10100 GENERAL FUND | 33311 CLERK | 4,527,140.69 | 4,091,873.90 | 2,045.06 | 4,093,918.96 | 433,221.73 | 5,886,942.04 |
| 10100 GENERAL FUND | 33313 ARCHIVES | 634,771.65 | 659,284.54 | 1,370.51 | 660,655.05 | (25,883.40) | |
| 10100 GENERAL FUND | 34050 ADMIN TREAS-TAX COLLECTOR | 4,412,755.19 | 4,654,695.55 | 15,816.04 | 4,670,711.59 | (257,956.40) | |
| 10100 GENERAL FUND | 34070 DEFERRED COMPENSATION | 806,286.63 | 782,984.74 | 345.55 | 783,330.29 | 22,956.54 | 689,443.27 |
| 10100 GENERAL FUND | 34080 TREASURY | 6,911,692.77 | 5,092,165.90 | 227,546.78 | 5,319,712.68 | 1,591,980.09 | 8,830,682.89 |
| 10100 GENERAL FUND | 34085 TAX COLLECTION | 16,108,901.90 | 16,546,573.74 | 261,833.40 | 16,808,407.14 | (699,505.24) | 8,984,158.53 |
| 10100 GENERAL FUND | 35450 TRIAL COURT ADMINISTRATN | 69,654,011.00 | 68,950,301.89 | 0.00 | 68,950,301.89 | 703,709.11 | 7,015,364.03 |
| 10100 GENERAL FUND | 35455 EL CAJON MUNI COURT | 0.00 | 0.00 | 0.00 | 0.00 | 0.00 | 1,767,285.22 |
| 10100 GENERAL FUND | 35460 NORTH COUNTY MUNI COURT | 0.00 | 0.00 | 0.00 | 0.00 | 0.00 | 2,739,181.51 |

# PERIODIC FINANCIAL STATEMENT - SCHEDULE OF REVENUES AND EXPENDITURES BY FUND AND ORGANIZATIONAL UNIT - GL041

Date:13-AUG-2025 15:47:24

COSD

Current Period: ADJ-25

Currency: USD

No specific FUND requested

| FUND | ORG | REVISED BUDGET | EXPENDITURES | ENCUMBRANCES | EXPENDITURES & ENCUMBRANCES | REMAINING BUDGET | REVENUE |
|---|---|---|---|---|---|---|---|
| 10100 GENERAL FUND | 35465 SOUTH BAY MUNI COURT | 0.00 | 0.00 | 0.00 | 0.00 | 0.00 | 1,069,823.82 |
| 10100 GENERAL FUND | 35470 SAN DIEGO MUNI COURT | 0.00 | 0.00 | 0.00 | 0.00 | 0.00 | 2,471,421.47 |
| 10100 GENERAL FUND | 37400 ADMIN DISTRICT ATTORNEY | 14,317,919.81 | 15,720,866.53 | 10,159.79 | 15,731,026.32 | (1,413,106.51) | 557,547.04 |
| 10100 GENERAL FUND | 37405 JUVENILE - GENERAL | 13,501,014.34 | 11,509,705.12 | 304,890.89 | 11,814,596.01 | 1,686,418.33 | 2,747,239.12 |
| 10100 GENERAL FUND | 37410 DRUG ENFORCEMENT GRANT | 67,852.00 | 0.00 | 0.00 | 0.00 | 67,852.00 | |
| 10100 GENERAL FUND | 37415 SUPERIOR COURT | 17,812,112.59 | 17,909,407.11 | 0.00 | 17,909,407.11 | (97,294.52) | 7,710,373.30 |
| 10100 GENERAL FUND | 37417 TRAINING DIVISION | 761,986.00 | 660,006.67 | 0.00 | 660,006.67 | 101,979.33 | |
| 10100 GENERAL FUND | 37420 CENTRAL PRE-TRIAL | 85,400.00 | 658.89 | 0.00 | 658.89 | 84,741.11 | 14,983.93 |
| 10100 GENERAL FUND | 37422 COLLABORATIVE COURTS | 5,097,440.00 | 4,793,107.68 | 0.00 | 4,793,107.68 | 304,332.32 | 6,048,596.87 |
| 10100 GENERAL FUND | 37423 CARE CENTER | 741,315.00 | 4,039,377.22 | 0.00 | 4,039,377.22 | (3,298,062.22) | |
| 10100 GENERAL FUND | 37433 ISSUING/ EXTRADITION | 7,941,834.00 | 7,998,868.94 | 0.00 | 7,998,868.94 | (57,034.94) | 1,050,733.57 |
| 10100 GENERAL FUND | 37435 EXTRADITION | 0.00 | 314,022.75 | 0.00 | 314,022.75 | (314,022.75) | 88,178.12 |
| 10100 GENERAL FUND | 37440 APPELLATE | 6,654,693.89 | 6,792,080.13 | 0.00 | 6,792,080.13 | (137,386.24) | 2,694,180.80 |
| 10100 GENERAL FUND | 37445 BUREAU OF INVESTIGATION | 46,310,180.87 | 50,240,682.69 | 66,595.37 | 50,307,278.06 | (3,997,097.19) | 8,644,583.66 |
| 10100 GENERAL FUND | 37450 CENTRAL SUPPORT | 23,752,558.64 | 12,663,046.24 | 626,492.97 | 13,289,539.21 | 10,463,019.43 | 20,175,816.43 |
| 10100 GENERAL FUND | 37455 TECH INVESTIGATIONS DIV | 0.00 | 462,196.13 | 0.00 | 462,196.13 | (462,196.13) | 256,967.37 |
| 10100 GENERAL FUND | 37457 VICTIM SERVICES | 9,751,803.76 | 6,339,170.12 | 102,218.42 | 6,441,388.54 | 3,310,415.22 | 7,411,067.24 |
| 10100 GENERAL FUND | 37458 NCFJC-NORTH COUNTY FAMILY JUS | 6,283,855.39 | 9,598,815.06 | 381,771.53 | 9,980,586.59 | (3,696,731.20) | 2,141,394.72 |
| 10100 GENERAL FUND | 37459 SCFJC-SOUTH COUNTY FAMILY JUS | 20,629,494.75 | 14,062,150.64 | 579,818.36 | 14,641,969.00 | 5,987,525.75 | 3,929,408.78 |
| 10100 GENERAL FUND | 37460 EAST COUNTY BRANCH | 14,159,469.25 | 14,779,285.45 | 205.12 | 14,779,490.57 | (620,021.32) | 2,680,107.42 |
| 10100 GENERAL FUND | 37465 NORTH COUNTY BRANCH | 14,433,081.00 | 14,084,738.85 | 0.00 | 14,084,738.85 | 348,342.15 | 3,552,597.83 |
| 10100 GENERAL FUND | 37470 SOUTH BAY BRANCH | 13,171,054.00 | 13,306,188.17 | 308,142.24 | 13,614,330.41 | (443,276.41) | 2,098,888.37 |
| 10100 GENERAL FUND | 37475 INFO TECHNOLOGIES DIV | 18,869,491.94 | 12,234,273.00 | 2,876,073.95 | 15,110,346.95 | 3,759,144.99 | 3,835,060.69 |
| 10100 GENERAL FUND | 37485 ECONOMIC CRIMES - FRAUD | 8,734,537.98 | 9,199,964.45 | 0.00 | 9,199,964.45 | (465,426.47) | 8,134,010.84 |
| 10100 GENERAL FUND | 37490 SPECIAL OPERATIONS | 5,213,620.22 | 6,151,642.03 | 21,789.41 | 6,173,431.44 | (959,811.22) | 5,506,728.61 |
| 10100 GENERAL FUND | 37491 COLD HOMICIDE TEAM | 63,472.00 | 564.86 | 0.00 | 564.86 | 62,907.14 | |
| 10100 GENERAL FUND | 37495 VICTIM/WITNESS ASSISTANCE | 128,701.16 | 78,215.84 | 175,372.25 | 253,588.09 | (124,886.93) | 99,641.19 |
| 10100 GENERAL FUND | 37500 CAREER CRIMINAL PROGRAM | 0.00 | 2,861.92 | 0.00 | 2,861.92 | (2,861.92) | |
| 10100 GENERAL FUND | 37505 NARCOTIC PROSECUTION UNIT | 5,641,054.00 | 4,980,942.93 | 0.00 | 4,980,942.93 | 660,111.07 | 1,541,151.36 |
| 10100 GENERAL FUND | 37510 GANG PROSECUTION UNIT | 11,466,376.00 | 11,653,528.11 | 0.00 | 11,653,528.11 | (187,152.11) | 1,950,304.37 |
| 10100 GENERAL FUND | 37515 FAMILY PROTECTION UNIT | 18,955,676.92 | 18,332,879.86 | 0.00 | 18,332,879.86 | 622,797.06 | 7,115,420.73 |
| 10100 GENERAL FUND | 37518 SEXUAL ASSAULT | 5,609,916.00 | 5,189,936.91 | 0.00 | 5,189,936.91 | 419,979.09 | 1,559,600.48 |
| 10100 GENERAL FUND | 37520 AUTO THEFT TASK FORCE | 1,838,039.01 | 2,152,317.18 | 10,693.65 | 2,163,010.83 | (324,971.82) | 2,378,277.26 |
| 10100 GENERAL FUND | 37521 INSURANCE FRAUD | 8,120,445.00 | 7,548,688.49 | 0.00 | 7,548,688.49 | 571,756.51 | |
| 10100 GENERAL FUND | 37525 AUTO INSURANCE FRAUD UNIT | 93,278.00 | 235,317.99 | 48,750.25 | 284,068.24 | (190,790.24) | 1,966,065.19 |
| 10100 GENERAL FUND | 37528 DISABILITY & HEALTHCARE INS F | 17,542.00 | 57,659.28 | 0.00 | 57,659.28 | (40,117.28) | 844,450.43 |
| 10100 GENERAL FUND | 37529 LIFE & ANNUITY CONSUMER PROT | 26,208.00 | 40,853.73 | 0.00 | 40,853.73 | (14,645.73) | 231,651.89 |
| 10100 GENERAL FUND | 37530 WORKERS COMP INSUR FRAUD | 580,993.00 | 1,091,778.84 | 97,500.00 | 1,189,278.84 | (608,285.84) | 8,472,868.84 |
| 10100 GENERAL FUND | 37531 WORKERS RIGHTS ENFORCEMENT GR | 0.00 | 155,281.04 | 0.00 | 155,281.04 | (155,281.04) | 774,889.17 |
| 10100 GENERAL FUND | 37535 REAL ESTATE FRAUD UNIT | 0.00 | 79,487.40 | 0.00 | 79,487.40 | (79,487.40) | |
| 10100 GENERAL FUND | 37536 CHILD ABDUCTION | 41,241.00 | 3,417,340.72 | 0.00 | 3,417,340.72 | (3,376,099.72) | 60.00 |
| 10100 GENERAL FUND | 37537 URBAN GRANT UNIT | 52,799.00 | 408,579.60 | 46,750.25 | 455,329.85 | (402,530.85) | 1,408,134.71 |
| 10100 GENERAL FUND | 37538 HIGH TECH CRIME UNIT | 1,391,917.76 | 2,249,007.52 | 2,700.00 | 2,251,707.52 | (859,789.76) | 1,890,766.40 |
| 10100 GENERAL FUND | 37802 PRODUCTION OPERATIONS | 47,786,684.72 | 44,812,997.99 | (0.01) | 44,812,997.98 | 2,973,686.74 | 54,645,510.78 |
| 10100 GENERAL FUND | 37803 EARLY INTERVENTION | 0.00 | 294.16 | 0.00 | 294.16 | (294.16) | |
| 10100 GENERAL FUND | 37804 LEGAL DIVISION | 7,252,837.00 | 7,266,163.62 | 0.00 | 7,266,163.62 | (13,326.62) | |
| 10100 GENERAL FUND | 37808 BUREAU OF PUBLIC ASSISTANCE I | 0.00 | (669,901.39) | 0.00 | (669,901.39) | 669,901.39 | 39,613.20 |
| 10100 GENERAL FUND | 37818 ADMINISTRATIVE SERVICES | 483,705.00 | 394,813.82 | 0.00 | 394,813.82 | 88,891.18 | |
| 10100 GENERAL FUND | 37824 RECURRING MNTENANCE AND OPS | 1,949,272.00 | 3,029,033.35 | 0.00 | 3,029,033.35 | (1,079,761.35) | 1,518,046.05 |
| 10100 GENERAL FUND | 37826 SPECIAL PROJECTS | 0.00 | 0.00 | 0.00 | 0.00 | 0.00 | 457,877.18 |
| 10100 GENERAL FUND | 38200 ADMINISTRATION | 18,783,630.46 | 9,187,814.97 | 417.28 | 9,188,232.25 | 9,595,398.21 | 2,360,134.78 |

# PERIODIC FINANCIAL STATEMENT - SCHEDULE OF REVENUES AND EXPENDITURES BY FUND AND ORGANIZATIONAL UNIT - GL041

Date 13-AUG-2025 15:47:24

COSD
Current Period: ADJ-25

Currency: USD
No specific FUND requested

| FUND | ORG | REVISED BUDGET | EXPENDITURES | ENCUMBRANCES | EXPENDITURES & ENCUMBRANCES | REMAINING BUDGET | REVENUE |
|---|---|---|---|---|---|---|---|
| 10100 GENERAL FUND | 38260 OFFICE OF ASSIGNED COUNSEL | 14,710,496.01 | 10,087,066.26 | 4,230,586.64 | 14,317,652.90 | 392,843.11 | |
| 10100 GENERAL FUND | 38270 PRIMARY PUBLIC DEFENDER | 601,117.00 | 3,838,636.20 | 0.00 | 3,838,636.20 | (3,237,519.20) | 6,648.00 |
| 10100 GENERAL FUND | 38272 PD CRIMINAL | 83,706,145.34 | 88,668,800.07 | 1,453.74 | 88,690,253.81 | (4,984,108.47) | 5,094,389.13 |
| 10100 GENERAL FUND | 38274 PD JUV DELINQUENCY | 5,450,702.58 | 5,949,939.73 | 85,347.48 | 6,035,287.21 | (584,584.63) | 200,000.71 |
| 10100 GENERAL FUND | 38276 PD MENTAL HEALTH | 2,845,653.69 | 2,919,700.93 | 31.27 | 2,919,732.20 | (74,078.51) | |
| 10100 GENERAL FUND | 38278 PD SVP | 1,132,549.07 | 960,552.61 | 0.00 | 960,552.61 | 171,996.46 | |
| 10100 GENERAL FUND | 38292 ALTERNATE PUBLIC DEFENDER | 937,219.00 | 1,908,076.37 | 0.00 | 1,908,076.37 | (970,857.37) | |
| 10100 GENERAL FUND | 38294 APD CRIMINAL | 11,841,333.10 | 11,997,060.55 | 84.25 | 11,997,144.80 | (155,811.70) | |
| 10100 GENERAL FUND | 38296 APD JUV DELINQUENCY | 1,288,013.18 | 1,337,269.85 | 14.00 | 1,337,303.85 | (49,290.67) | 60.00 |
| 10100 GENERAL FUND | 38298 APD SVP | 0.00 | 33,727.10 | 0.00 | 33,727.10 | (33,727.10) | |
| 10100 GENERAL FUND | 38312 MULTIPLE CONFLICTS OFFICE | 3,051,497.55 | 3,054,333.12 | 0.00 | 3,054,333.12 | (2,835.57) | |
| 10100 GENERAL FUND | 39400 OFFICE OF THE SHERIFF | 3,571,193.00 | 3,649,988.23 | 167.90 | 3,650,156.13 | (78,963.13) | 693,952.91 |
| 10100 GENERAL FUND | 39403 DIVISION OF INSPECTIONAL SVCS | 2,732,083.75 | 2,738,402.66 | 0.03 | 2,738,402.69 | (6,318.94) | 25,667.13 |
| 10100 GENERAL FUND | 39405 MEDIA RELATIONS | 1,333,670.95 | 1,242,193.38 | 8,620.00 | 1,250,813.38 | 82,857.57 | 3,667.00 |
| 10100 GENERAL FUND | 39415 LEGAL AFFAIRS | 1,669,901.33 | 1,374,907.67 | 0.00 | 1,374,907.67 | 294,993.66 | 227,612.35 |
| 10100 GENERAL FUND | 39420 LEGISLATIVE AFFAIRS | 308,492.00 | 304,730.75 | 0.00 | 304,730.75 | 3,761.25 | |
| 10100 GENERAL FUND | 39430 COURT SERVICES - CHULA VISTA | 6,626,056.66 | 6,514,661.53 | 0.00 | 6,514,661.53 | 111,395.13 | 95,334.52 |
| 10100 GENERAL FUND | 39435 COURT SVCS - VISTA | 11,903,639.87 | 12,824,884.35 | 167,004.40 | 12,991,888.75 | (1,088,248.88) | 154,001.85 |
| 10100 GENERAL FUND | 39438 RECORDS DIVISION | 8,650,378.88 | 9,039,133.61 | 637.03 | 9,039,770.64 | (389,391.76) | 238,704.92 |
| 10100 GENERAL FUND | 39439 SDCPH SECURITY | (208,175.00) | (165,899.05) | 0.00 | (165,899.05) | (42,275.95) | 11,000.07 |
| 10100 GENERAL FUND | 39441 COURT SERVICES - EL CAJON | 7,664,835.00 | 8,270,551.86 | 0.00 | 8,270,551.86 | (605,716.86) | 117,334.65 |
| 10100 GENERAL FUND | 39442 COURT SERVICES - KEARNY MESA | 2,424,488.00 | 2,209,154.32 | 0.00 | 2,209,154.32 | 215,333.68 | 33,000.20 |
| 10100 GENERAL FUND | 39443 COURT SERVICES - JUVENILE | 3,780,286.36 | 3,854,178.30 | 0.00 | 3,854,178.30 | (73,891.94) | 55,000.33 |
| 10100 GENERAL FUND | 39444 CIVIL UNIT | 4,378,405.00 | 3,517,468.35 | 112.00 | 3,517,580.35 | 860,824.65 | 1,563,015.35 |
| 10100 GENERAL FUND | 39446 COURT SERVICES - SD FIELD | 9,891,614.00 | 10,320,977.91 | 0.00 | 10,320,977.91 | (429,363.91) | 2,484,471.78 |
| 10100 GENERAL FUND | 39447 COURT SERVICES - CAC SECURITY | 4,584,036.00 | 5,076,297.94 | 0.00 | 5,076,297.94 | (492,261.94) | 402,842.13 |
| 10100 GENERAL FUND | 39451 COURT SERVICES - SAN DIEGO | 28,563,949.00 | 29,677,043.19 | 166,729.89 | 29,843,773.08 | (1,279,824.08) | 502,201.11 |
| 10100 GENERAL FUND | 39452 COURT SERVICES - COMMAND | 7,142,465.00 | 1,636,523.94 | 1,932.73 | 1,638,456.67 | 5,504,008.33 | 46,558,892.68 |
| 10100 GENERAL FUND | 39465 MANAGEMENT SVCS COMMAND | 6,143,259.88 | 1,190,739.89 | 7,000,905.75 | 8,191,645.64 | (2,048,385.76) | |
| 10100 GENERAL FUND | 39474 GRANTS UNIT | 1,737,032.71 | 1,621,801.80 | 197.91 | 1,621,999.71 | 115,033.00 | 247,830.26 |
| 10100 GENERAL FUND | 39475 BUDGET AND REVENUE MANAGEMENT | 1,475,399.00 | 1,384,204.73 | 0.00 | 1,384,204.73 | 91,194.27 | |
| 10100 GENERAL FUND | 39476 FROZEN POSITIONS | (99,252.00) | 0.00 | 0.00 | 0.00 | (99,252.00) | |
| 10100 GENERAL FUND | 39485 FINANCIAL SERVICES | 3,850,845.68 | 3,342,618.13 | 5,889.79 | 3,348,507.92 | 502,337.96 | 146,158.49 |
| 10100 GENERAL FUND | 39490 DATA SERVICES DIVISION | 16,631,742.06 | 17,089,919.00 | 243.08 | 17,090,162.08 | (458,420.02) | 450,114.21 |
| 10100 GENERAL FUND | 39495 CONTRACTS MGT PROCUREMENT | 2,074,598.00 | 1,999,315.88 | 0.00 | 1,999,315.88 | 75,282.12 | 401,037.84 |
| 10100 GENERAL FUND | 39496 WIRELESS SERVICES DIVISION | 11,079,527.01 | 10,315,763.08 | 373,884.18 | 10,689,647.26 | 389,879.75 | 1,455,357.01 |
| 10100 GENERAL FUND | 39497 REGIONAL COMMUNICATION SYSTEM | 7,656,011.79 | 5,616,029.16 | 60,232.48 | 5,676,261.64 | 1,979,750.15 | 11,531,144.86 |
| 10100 GENERAL FUND | 39505 STANDARD TRAINING CORRECT | 1,456,792.00 | 1,380,532.42 | 2.24 | 1,380,534.66 | 76,257.34 | 18,333.13 |
| 10100 GENERAL FUND | 39508 DET/CTSVC ACADEMY | 2,588,882.00 | 2,974,484.96 | 0.00 | 2,974,484.96 | (385,602.96) | 18,333.13 |
| 10100 GENERAL FUND | 39509 LAW ENFORCEMENT ACADEMY | 3,759,171.00 | 4,134,130.61 | 0.00 | 4,134,130.61 | (374,959.61) | 11,000.07 |
| 10100 GENERAL FUND | 39510 PERSONNEL | 10,895,187.70 | 12,852,834.34 | 420,752.48 | 13,273,386.82 | (2,378,199.12) | 74,276.42 |
| 10100 GENERAL FUND | 39512 PAYROLL | 2,062,435.47 | 2,142,622.41 | 6.47 | 2,142,628.88 | (80,193.41) | |
| 10100 GENERAL FUND | 39514 WELLNESS UNIT | 1,617,422.00 | 1,407,390.61 | 0.00 | 1,407,390.61 | 210,031.39 | 18,333.13 |
| 10100 GENERAL FUND | 39515 HUMAN RESOURCES COMMAND | 6,053,942.00 | 2,462,887.88 | 28,266.00 | 2,491,153.88 | 3,562,788.12 | 7,333.07 |
| 10100 GENERAL FUND | 39519 DETENTIONS IN-SERVICE TRAININ | 0.00 | 22,578.52 | 0.00 | 22,578.52 | (22,578.52) | |
| 10100 GENERAL FUND | 39520 TRAINING | 5,418,149.50 | 5,450,414.10 | 10,745.48 | 5,461,159.58 | (43,010.08) | 345,059.39 |
| 10100 GENERAL FUND | 39522 EVOC | 0.00 | 7,797.19 | 0.00 | 7,797.19 | (7,797.19) | |
| 10100 GENERAL FUND | 39525 MIRAMAR RANGE | 6,949,336.37 | 5,462,612.11 | 936,073.82 | 6,398,685.93 | 550,650.44 | 496,194.90 |
| 10100 GENERAL FUND | 39526 EAST MESA RANGE | 71,385.00 | 45,777.99 | 4,935.00 | 50,712.99 | 20,672.01 | 203,025.00 |
| 10100 GENERAL FUND | 39530 INTERNAL AFFAIRS | 2,985,176.60 | 3,046,372.66 | 6,762.60 | 3,053,135.26 | (67,958.66) | 29,334.13 |
| 10100 GENERAL FUND | 39535 RISK MANAGEMENT UNIT | 1,474,260.00 | 1,500,372.35 | 267.22 | 1,500,639.57 | (26,379.57) | |

# PERIODIC FINANCIAL STATEMENT - SCHEDULE OF REVENUES AND EXPENDITURES BY FUND AND ORGANIZATIONAL UNIT - GL041

Date 13-AUG-2025 15 47:24

COSD

Current Period: ADJ-25

Currency: USD

No specific FUND requested

| FUND | ORG | REVISED BUDGET | EXPENDITURES | ENCUMBRANCES | EXPENDITURES & ENCUMBRANCES | REMAINING BUDGET | REVENUE |
|---|---|---|---|---|---|---|---|
| 10100 GENERAL FUND | 39540 PROFESSIONAL STAFF TRNG | 380,493.36 | 376,491.90 | 0.00 | 376,491.90 | 4,001.46 | |
| 10100 GENERAL FUND | 39541 PEER SUPPORT TEAM | 15,930.00 | 12,133.26 | 0.00 | 12,133.26 | 3,796.74 | |
| 10100 GENERAL FUND | 39542 VIDEO PRODUCTION UNIT | 184,277.00 | 159,623.56 | 0.00 | 159,623.56 | 24,653.44 | |
| 10100 GENERAL FUND | 39545 VOLUNTEER SERVICES | 832,970.82 | 759,670.77 | 7.17 | 759,677.94 | 73,292.88 | 3,667.00 |
| 10100 GENERAL FUND | 39550 VALLEY CENTER SUBSTATION | 9,228,097.28 | 9,170,480.97 | 0.00 | 9,170,480.97 | 57,616.31 | 2,157,021.29 |
| 10100 GENERAL FUND | 39552 SHERIFFS HONOR GUARD | 90,550.00 | 105,909.83 | 0.00 | 105,909.83 | (15,359.83) | |
| 10100 GENERAL FUND | 39555 SAN MARCOS STATION | 25,305,144.00 | 26,210,682.57 | 0.00 | 26,210,682.57 | (905,538.57) | 24,436,773.03 |
| 10100 GENERAL FUND | 39560 VISTA PATROL STATION | 25,438,315.60 | 25,558,762.86 | 64.66 | 25,558,827.52 | (120,511.92) | 29,275,614.54 |
| 10100 GENERAL FUND | 39565 NORTH COASTAL SHERIFF'S STATI | 26,550,122.51 | 27,601,103.68 | 256.00 | 27,601,359.68 | (1,051,237.17) | 33,071,585.46 |
| 10100 GENERAL FUND | 39570 FALLBROOK SUBSTATION | 9,721,101.00 | 10,060,370.28 | 0.00 | 10,060,370.28 | (339,269.28) | 142,675.13 |
| 10100 GENERAL FUND | 39575 INFORMATION-LED POLICING (COP | 131,977.00 | 735.89 | 0.00 | 735.89 | 131,241.11 | 177,209.03 |
| 10100 GENERAL FUND | 39577 HOMELESS ASSISTANCE RESOURCE | 2,566,511.00 | 2,550,663.44 | 0.00 | 2,550,663.44 | 15,847.56 | 33,000.20 |
| 10100 GENERAL FUND | 39580 RESERVES COORDINATION | 806,945.84 | 852,458.49 | 16,379.96 | 868,838.45 | (61,892.61) | 3,667.00 |
| 10100 GENERAL FUND | 39585 CRIME PREVENTION COORDITN | 1,954,002.00 | 1,745,711.36 | 0.00 | 1,745,711.36 | 208,290.64 | |
| 10100 GENERAL FUND | 39590 CRIMINAL INTELLIGENCE DETAIL | 6,324,398.01 | 6,549,645.74 | 44.00 | 6,549,689.74 | (225,291.73) | 4,030,806.70 |
| 10100 GENERAL FUND | 39591 TERRORISM EARLY WARNING UNIT | 3,236,186.51 | 3,608,514.09 | 0.00 | 3,608,514.09 | (372,327.58) | 1,465,884.97 |
| 10100 GENERAL FUND | 39592 BORDER CRIME SUPPRESSION TEAM | 3,443,918.00 | 3,759,026.30 | 0.00 | 3,759,026.30 | (315,108.30) | 2,382,768.23 |
| 10100 GENERAL FUND | 39593 THREAT ASSESSMENT GROUP | 1,763,049.00 | 1,888,275.73 | 0.00 | 1,888,275.73 | (125,226.73) | 1,025,925.46 |
| 10100 GENERAL FUND | 39595 NARCOTICS TASK FORCE | 4,175,053.00 | 4,682,407.70 | 0.00 | 4,682,407.70 | (507,354.70) | 4,201,393.87 |
| 10100 GENERAL FUND | 39600 CRISIS NEGOTIATING TEAM | 63,091.00 | 118,925.75 | 0.00 | 118,925.75 | (55,834.75) | |
| 10100 GENERAL FUND | 39605 LICENSE | 2,151,394.00 | 2,738,142.47 | 0.00 | 2,738,142.47 | (586,748.47) | 1,067,600.95 |
| 10100 GENERAL FUND | 39610 STREET NARC/GANG/JUDGE | 1,220,151.05 | 1,237,388.01 | 0.00 | 1,237,388.01 | (17,236.96) | 1,037,581.45 |
| 10100 GENERAL FUND | 39611 EAST CNTY GANG TASK FORCE | 3,709,527.00 | 3,882,840.71 | 0.03 | 3,882,840.74 | (173,313.74) | 2,420,825.64 |
| 10100 GENERAL FUND | 39613 SAN DIEGO HUMAN TRAFFICKING T | 1,063,621.00 | 1,239,866.26 | 0.00 | 1,239,866.26 | (156,245.26) | 735,852.72 |
| 10100 GENERAL FUND | 39614 MARIJUANA ENFORCEMENT TEAM | 1,483,025.88 | 1,553,454.53 | 0.00 | 1,553,454.53 | (70,428.65) | 18,333.13 |
| 10100 GENERAL FUND | 39615 REGIONAL AUTO THEFT TF | 750,978.00 | 872,637.12 | 0.00 | 872,637.12 | (121,659.12) | 191,577.32 |
| 10100 GENERAL FUND | 39620 NO CNTY GANG TASK FORCE | 1,730,294.00 | 1,711,473.13 | 0.00 | 1,711,473.13 | 18,820.87 | 1,291,520.37 |
| 10100 GENERAL FUND | 39625 FENTANYL ABATEMENT SUPPRESSIO | 0.00 | 7,502.79 | 0.00 | 7,502.79 | (7,502.79) | |
| 10100 GENERAL FUND | 39630 TRAFFIC COORDINATOR | 548,787.00 | 493,606.96 | 0.00 | 493,606.96 | 55,180.04 | 44,661.04 |
| 10100 GENERAL FUND | 39633 SPECIAL EVENTS UNIT | (10,807.00) | 2,227.96 | 0.00 | 2,227.96 | (13,034.96) | |
| 10100 GENERAL FUND | 39635 HIDTA COORDINATION | 1,899,057.64 | 1,850,277.96 | 0.00 | 1,850,277.96 | 48,779.68 | 413,279.46 |
| 10100 GENERAL FUND | 39640 ARSON | 2,640,534.29 | 3,019,471.85 | 337.07 | 3,019,808.92 | (379,274.63) | 2,175,092.79 |
| 10100 GENERAL FUND | 39645 FAMILY PROTECTION DETAIL | 9,405,270.00 | 9,626,622.43 | 0.00 | 9,626,622.43 | (221,352.43) | 6,129,810.65 |
| 10100 GENERAL FUND | 39650 FRAUD-ELDER-CATCH(CENTRAL OPS | 4,205,266.00 | 4,057,416.06 | 0.00 | 4,057,416.06 | 147,849.94 | 2,608,019.59 |
| 10100 GENERAL FUND | 39655 EMERGENCY PLANNING DETAIL | 4,837,960.30 | 5,023,657.19 | 10.72 | 5,023,667.91 | (185,707.61) | 1,223,279.97 |
| 10100 GENERAL FUND | 39656 HOMELAND SECURITY GRANTS | 9,294,339.16 | 5,474,911.52 | 0.00 | 5,474,911.52 | 3,819,427.64 | 4,793,045.93 |
| 10100 GENERAL FUND | 39657 OPERATION STONEGARDEN GRANT | 17,374,533.98 | 12,560,152.35 | 0.00 | 12,560,152.35 | 4,814,381.63 | 12,888,097.68 |
| 10100 GENERAL FUND | 39660 EVIDENCE/STORAGE | 3,456,158.06 | 3,271,276.82 | 4,177.20 | 3,275,454.02 | 180,704.04 | 1,306,341.61 |
| 10100 GENERAL FUND | 39665 SEXUAL ASSAULT & DOMESTIC VIO | 1,436,709.00 | 1,406,785.55 | 0.00 | 1,406,785.55 | 29,923.45 | 14,667.07 |
| 10100 GENERAL FUND | 39670 HOMICIDE | 8,535,092.96 | 8,999,589.09 | 59.96 | 8,999,649.05 | (464,556.09) | 1,832,964.03 |
| 10100 GENERAL FUND | 39675 COMMUNICATIONS | 21,332,639.27 | 20,386,685.82 | 0.00 | 20,386,685.82 | 945,953.45 | 278,121.58 |
| 10100 GENERAL FUND | 39676 FUGITIVE TASK FORCE | 1,672,143.00 | 1,842,602.88 | 0.00 | 1,842,602.88 | (170,459.88) | 1,336,806.70 |
| 10100 GENERAL FUND | 39680 CRIME LAB | 16,489,314.75 | 16,430,434.79 | 538,960.02 | 16,969,394.81 | (480,080.06) | 12,178,305.20 |
| 10100 GENERAL FUND | 39685 ASTREA | 7,654,368.42 | 7,173,210.01 | 475,260.68 | 7,648,470.69 | 5,897.73 | 4,905,958.06 |
| 10100 GENERAL FUND | 39686 ASTREA FIRE LIFE SAFETY HELIC | 3,404,515.28 | 2,924,088.95 | 258,217.09 | 3,182,286.04 | 222,229.24 | 2,999,198.31 |
| 10100 GENERAL FUND | 39690 SPECIAL ENFORCEMENT DETAIL | 6,042,306.18 | 6,857,774.71 | 40,563.26 | 6,898,337.97 | (856,031.79) | 4,450,233.50 |
| 10100 GENERAL FUND | 39695 CANINE TEAM | 946,655.09 | 1,091,470.86 | 0.00 | 1,091,470.86 | (144,815.77) | 11,009.07 |
| 10100 GENERAL FUND | 39700 SEARCH AND RESCUE | 411,393.90 | 426,275.25 | 0.00 | 426,275.25 | (14,881.35) | 301,529.61 |
| 10100 GENERAL FUND | 39710 CAL-ID/LES | 5,578,651.59 | 4,618,391.09 | 0.00 | 4,618,391.09 | 960,260.50 | 3,656,559.50 |
| 10100 GENERAL FUND | 39717 NETRMS | (16,117.00) | 10,346.11 | 0.00 | 10,346.11 | (26,463.11) | 7,333.07 |
| 10100 GENERAL FUND | 39720 OFF ROAD ENFORCEMENT | 42,779.96 | 36,403.34 | 0.00 | 36,403.34 | 6,376.62 | 62,643.37 |

# PERIODIC FINANCIAL STATEMENT - SCHEDULE OF REVENUES AND EXPENDITURES BY FUND AND ORGANIZATIONAL UNIT - GL041

Date:13-AUG-2025 15:47:24

COSD

Current Period: ADJ-25

Currency: USD

No specific FUND requested

| FUND | ORG | REVISED BUDGET | EXPENDITURES | ENCUMBRANCES | EXPENDITURES & ENCUMBRANCES | REMAINING BUDGET | REVENUE |
|---|---|---|---|---|---|---|---|
| 10100 GENERAL FUND | 39724 PUBLIC RECORDS ACT UNIT | 1,409,012.00 | 1,479,460.97 | 0.00 | 1,479,460.97 | (70,448.97) | |
| 10100 GENERAL FUND | 39730 CONTRACT CITIES-REVENUE | 685,041.25 | 474,940.18 | 201,929.69 | 676,869.87 | 8,171.38 | |
| 10100 GENERAL FUND | 39735 SHERIFF'S ANALYSIS GROUP (CRI | 6,585,013.00 | 6,438,151.90 | 0.01 | 6,438,151.91 | 146,861.09 | 1,063,069.78 |
| 10100 GENERAL FUND | 39740 SANTEE PATROL STATION | 15,270,461.00 | 15,033,794.49 | 14,789.02 | 15,048,583.51 | 221,877.49 | 17,833,712.20 |
| 10100 GENERAL FUND | 39741 LAKESIDE SUBSTATION | 12,518,969.00 | 12,007,464.64 | 0.00 | 12,007,464.64 | 511,504.36 | 610,636.05 |
| 10100 GENERAL FUND | 39745 POWAY PATROL STATION | 12,913,280.30 | 13,612,659.24 | 558.60 | 13,613,217.84 | (699,937.54) | 15,593,153.99 |
| 10100 GENERAL FUND | 39746 4S RANCH SUBSTATION | 3,948,989.00 | 4,183,151.97 | 0.00 | 4,183,151.97 | (234,162.97) | 51,334.26 |
| 10100 GENERAL FUND | 39750 LEMON GROVE STATION | 5,631,464.00 | 6,086,816.97 | 0.00 | 6,086,816.97 | (455,352.97) | 7,182,252.18 |
| 10100 GENERAL FUND | 39752 GROSSMONT CUYAMACA | 1,118,768.00 | 584,554.63 | 0.00 | 584,554.63 | 534,213.37 | 799,467.62 |
| 10100 GENERAL FUND | 39753 RANCHO SAN DIEGO STATION | 21,509,076.00 | 21,450,185.09 | 294.31 | 21,450,479.40 | 58,596.60 | 881,623.91 |
| 10100 GENERAL FUND | 39755 ALPINE SUBSTATION | 7,878,769.00 | 8,410,987.14 | 0.00 | 8,410,987.14 | (532,218.14) | 260,034.39 |
| 10100 GENERAL FUND | 39760 RAMONA SUBSTATION | 7,383,158.77 | 7,523,689.47 | 0.00 | 7,523,689.47 | (140,530.70) | 114,154.04 |
| 10100 GENERAL FUND | 39765 IMPERIAL BEACH STATION | 10,850,463.61 | 10,935,263.09 | 0.00 | 10,935,263.09 | (84,799.48) | 8,796,051.69 |
| 10100 GENERAL FUND | 39768 NON-HS GRANTS & REVENUE | 5,839,925.00 | 3,865,756.15 | 0.00 | 3,865,756.15 | 1,974,168.85 | 3,784,725.88 |
| 10100 GENERAL FUND | 39769 RESPECT PROGRAM | 1,242,888.98 | 1,226,973.32 | 0.00 | 1,226,973.32 | 15,915.66 | 1,220,946.29 |
| 10100 GENERAL FUND | 39770 RURAL ENFORCEMENT | 11,639,830.00 | 13,274,550.16 | 0.00 | 13,274,550.16 | (1,634,720.16) | 128,334.72 |
| 10100 GENERAL FUND | 39774 VIDEO ANALYSIS UNIT (BWC) | 737,571.49 | 337,284.32 | 168.66 | 337,452.98 | 400,118.51 | 14,667.07 |
| 10100 GENERAL FUND | 39775 LAW ENFORCEMENT COMMAND | 10,079,805.00 | 4,401,042.49 | 123,203.55 | 4,524,246.04 | 5,555,558.96 | 2,352,124.38 |
| 10100 GENERAL FUND | 39780 EAST MESA DET FACILITY | 7,355,144.00 | 5,339,274.61 | 0.00 | 5,339,274.61 | 2,015,869.39 | 8,912,816.09 |
| 10100 GENERAL FUND | 39795 REENTRY SERVICES | 6,264,131.40 | 6,107,474.88 | 107,882.60 | 6,215,357.48 | 48,773.92 | 1,470,351.06 |
| 10100 GENERAL FUND | 39800 FOOD SERVICES | 26,962,331.58 | 27,151,466.25 | 187,187.78 | 27,338,654.03 | (376,322.45) | 8,054,176.41 |
| 10100 GENERAL FUND | 39805 REENTRY SERVICES COUNSELING | 21,385,604.77 | 14,272,529.34 | 326,879.96 | 14,599,409.30 | 6,786,195.47 | 7,121,577.13 |
| 10100 GENERAL FUND | 39809 AB109 EAST MESA REENTRY FACIL | 18,975,435.46 | 17,922,938.69 | 0.04 | 17,922,938.73 | 1,052,496.73 | 16,176,267.63 |
| 10100 GENERAL FUND | 39810 BAILEY DETENTION FACILITY | 38,616,143.62 | 40,646,285.00 | 126.25 | 40,646,411.25 | (2,030,267.63) | 29,395,109.98 |
| 10100 GENERAL FUND | 39811 COUNTY PAROLE AND ALTERNATE C | 4,998,372.85 | 4,729,634.67 | 0.00 | 4,729,634.67 | 268,738.18 | 4,770,235.32 |
| 10100 GENERAL FUND | 39812 DETENTION TRAINING UNIT | 3,616,505.86 | 3,384,258.32 | 27,636.22 | 3,411,894.54 | 204,611.32 | 1,438,969.40 |
| 10100 GENERAL FUND | 39815 SAN DIEGO CENTRAL JAIL | 44,371,361.89 | 51,300,759.52 | 4,993.00 | 51,305,752.52 | (6,934,390.63) | 33,890,796.02 |
| 10100 GENERAL FUND | 39825 SO BAY DETENTION FACILITY | 13,568,129.10 | 15,152,293.75 | 0.00 | 15,152,293.75 | (1,584,164.65) | 10,965,020.71 |
| 10100 GENERAL FUND | 39830 LAS COLINAS DETENTION & REENT | 47,647,566.63 | 49,438,117.49 | 125.74 | 49,438,243.23 | (1,790,676.60) | 38,125,417.74 |
| 10100 GENERAL FUND | 39832 ROCK MOUNTAIN DETENTION FACIL | 15,541,188.80 | 9,679,593.54 | 21,485.36 | 9,701,078.90 | 5,840,109.90 | 8,718,900.17 |
| 10100 GENERAL FUND | 39835 VISTA DETENTION FACILITY | 30,161,520.49 | 34,522,405.14 | 514.00 | 34,522,919.14 | (4,361,398.65) | 22,655,335.17 |
| 10100 GENERAL FUND | 39840 HOSPITAL GUARD UNIT | 5,732,232.00 | 7,121,408.32 | 0.00 | 7,121,408.32 | (1,389,176.32) | 88,001.46 |
| 10100 GENERAL FUND | 39843 SHERIFFS PRETRIAL UNIT | 2,602,404.00 | 2,428,950.44 | 0.00 | 2,428,950.44 | 173,453.56 | 2,416,811.85 |
| 10100 GENERAL FUND | 39845 JAIL POPULATION MGMT | 7,281,821.00 | 7,525,447.91 | 0.00 | 7,525,447.91 | (243,626.91) | 1,821,400.37 |
| 10100 GENERAL FUND | 39847 STEPPING UP | 1,806,750.00 | 1,617,122.17 | 0.00 | 1,617,122.17 | 189,627.83 | 1,189,962.01 |
| 10100 GENERAL FUND | 39850 JIMS PROJECT | 1,085,455.15 | 580,157.68 | 80,371.15 | 660,528.83 | 424,926.32 | 7,333.07 |
| 10100 GENERAL FUND | 39854 ADA COORDINATION UNIT | 1,286,933.00 | 1,355,295.00 | 0.00 | 1,355,295.00 | (68,362.00) | 14,667.07 |
| 10100 GENERAL FUND | 39855 DETENTION SVCS COMMAND | 14,362,257.93 | 3,832,079.39 | 494,527.58 | 4,326,606.97 | 10,035,650.96 | 1,178,959.20 |
| 10100 GENERAL FUND | 39865 DETENTIONS PROCESSING DIVISIO | 27,450,798.16 | 25,278,953.31 | 9,967.00 | 25,288,920.31 | 2,161,877.85 | 7,255,482.33 |
| 10100 GENERAL FUND | 39870 MEDICAL SERVICES | 150,139,638.76 | 156,449,729.48 | 59,919.76 | 156,509,649.24 | (6,370,010.48) | 39,177,612.46 |
| 10100 GENERAL FUND | 39875 SHERIFF'S TRANSPORTATION UNIT | 14,799,823.00 | 16,458,991.48 | 40.00 | 16,459,031.48 | (1,659,208.48) | 4,028,539.79 |
| 10100 GENERAL FUND | 39877 DETENTION INVESTIGATIONS UNIT | 6,251,712.75 | 6,476,760.82 | 0.00 | 6,476,760.82 | (225,048.07) | 80,667.46 |
| 10100 GENERAL FUND | 39882 SHERIFF FLEET | 40,968,003.24 | 31,446,514.28 | 9,310,985.98 | 40,757,500.26 | 210,502.98 | 6,480,422.35 |
| 10100 GENERAL FUND | 39883 IT OUTSOURCING | 46,622,225.87 | 35,874,828.54 | 3,959,561.24 | 39,834,389.78 | 6,787,836.09 | 11,701,198.52 |
| 10100 GENERAL FUND | 39884 FACILITIES ISF | 176,829,460.92 | 89,965,074.89 | 71,292,015.50 | 161,257,090.39 | 15,572,370.53 | 26,582,845.89 |
| 10100 GENERAL FUND | 39885 PUB LIAB/PSTG/PURCH/DOCSVCISF | 43,808,966.00 | 43,686,444.23 | 0.00 | 43,686,444.23 | 122,521.77 | |
| 10100 GENERAL FUND | 41905 ADMINISTRATIVE SERVICES | 21,313,890.45 | 20,040,746.04 | 1,475,695.76 | 21,516,441.80 | (202,551.35) | 14,466,321.61 |
| 10100 GENERAL FUND | 41906 PROFESSIONAL STANDARDS | 0.00 | 1,572.98 | 0.00 | 1,572.98 | (1,572.98) | |
| 10100 GENERAL FUND | 41908 TRAINING | 0.00 | 519.72 | 0.00 | 519.72 | (519.72) | |
| 10100 GENERAL FUND | 41909 PROFESSIONAL STANDARDS | 7,818,007.17 | 9,878,646.04 | 232,545.92 | 10,111,191.96 | (2,293,184.79) | 3,036,014.90 |
| 10100 GENERAL FUND | 41927 AFS SOUTH REGION | 0.00 | 289.22 | 0.00 | 289.22 | (289.22) | |

# PERIODIC FINANCIAL STATEMENT - SCHEDULE OF REVENUES AND EXPENDITURES BY FUND AND ORGANIZATIONAL UNIT - GL041

Date:13-AUG-2025 15:47:24

COSD

Current Period: ADJ-25

Currency: USD

No specific FUND requested

| FUND | ORG | REVISED BUDGET | EXPENDITURES | ENCUMBRANCES | EXPENDITURES & ENCUMBRANCES | REMAINING BUDGET | REVENUE |
|---|---|---|---|---|---|---|---|
| 10100 GENERAL FUND | 42013 WORK PROJECTS | 2,883,266.00 | 2,635,526.20 | 0.00 | 2,635,526.20 | 247,739.80 | 2,837,046.30 |
| 10100 GENERAL FUND | 42014 WORK FURLOUGH | 2,193,876.00 | 1,190,667.33 | 258,434.37 | 1,449,101.70 | 744,774.30 | 1,001,350.15 |
| 10100 GENERAL FUND | 42015 AFS CENTRAL REGION | 0.00 | 0.00 | 0.00 | 0.00 | 0.00 | 196,724.00 |
| 10100 GENERAL FUND | 42016 INVESTIGATIONS | 20,447,839.53 | 19,557,262.06 | 19,565.64 | 19,576,827.70 | 871,011.83 | 3,761,922.79 |
| 10100 GENERAL FUND | 42017 FORMAL SUPERVISION | 17,570,737.33 | 14,524,646.39 | 301,348.00 | 14,825,994.39 | 2,744,742.94 | 4,310,385.27 |
| 10100 GENERAL FUND | 42018 POST RELEASE COMMUNITY SUPV | 18,166,992.85 | 28,662,058.04 | 20,994.90 | 28,683,052.94 | (10,516,060.09) | 28,258,828.74 |
| 10100 GENERAL FUND | 42019 MANDATORY SUPERVISION | 6,184,226.52 | 4,353,278.19 | 0.00 | 4,353,278.19 | 1,830,948.33 | 5,073,536.76 |
| 10100 GENERAL FUND | 42021 COLLABORATIVE COURTS & SPECIA | 8,516,575.18 | 7,719,663.11 | 23,845.16 | 7,743,508.27 | 773,066.91 | 3,035,464.01 |
| 10100 GENERAL FUND | 42023 COLLABORATIVE REENTRY SERVICE | 19,750,182.74 | 5,692,932.89 | 730,855.76 | 6,423,788.65 | 13,326,394.09 | 5,466,221.88 |
| 10100 GENERAL FUND | 42024 PRETRIAL SERVICES | 27,870,033.82 | 4,797,275.99 | 0.00 | 4,797,275.99 | 23,072,757.83 | 4,246,973.36 |
| 10100 GENERAL FUND | 42026 AFS ADMINISTRATION | 0.00 | 605.73 | 0.00 | 605.73 | (605.73) | 606.00 |
| 10100 GENERAL FUND | 42027 TRAINING AND PROF STDS - ADUL | 462.50 | 1,481.49 | 0.00 | 1,481.49 | (1,018.99) | |
| 10100 GENERAL FUND | 42028 ADULT OPERATION SUPPORT | 15,157,842.35 | 11,183,884.44 | 131,800.22 | 11,315,684.66 | 3,842,157.69 | 7,883,420.69 |
| 10100 GENERAL FUND | 42054 YOUTH TRANSITION CAMPUS | 43,957,571.63 | 45,788,011.30 | 141,053.57 | 45,929,064.87 | (1,971,493.24) | 7,763,560.72 |
| 10100 GENERAL FUND | 42055 GIRLS REHABILITATION | 0.00 | 2,156.20 | 0.00 | 2,156.20 | (2,156.20) | |
| 10100 GENERAL FUND | 42058 DETENTION SPECIAL PROJECTS | 3,788,180.32 | 3,691,413.31 | 96,767.01 | 3,788,180.32 | 0.00 | |
| 10100 GENERAL FUND | 42070 KEARNY MESA JUVENILE DETENTIO | 0.00 | 404.18 | 0.00 | 404.18 | (404.18) | |
| 10100 GENERAL FUND | 42071 EAST MESA JUV DETENTN FAC | 344,868.49 | 33,196.92 | 1,690,773.81 | 1,723,970.73 | (1,379,102.24) | |
| 10100 GENERAL FUND | 42074 DETENTION OPERATION SUPPORT | 16,752,250.58 | 6,280,632.95 | 1,437,806.09 | 7,718,439.04 | 9,033,811.54 | 30,315,755.62 |
| 10100 GENERAL FUND | 42076 KEARNY MESA YOUTH DETENTION F | 893,630.00 | 16,112,326.33 | 54,443.58 | 16,166,769.91 | (15,273,139.91) | (165,210.10) |
| 10100 GENERAL FUND | 42077 EAST MESA YOUTH DETENTION FAC | 67,789,333.30 | 57,405,161.78 | 12,106,396.31 | 69,511,558.09 | (1,722,224.79) | 23,672,743.07 |
| 10100 GENERAL FUND | 42078 DETENTION ADMINISTRATION | 0.01 | 0.00 | 0.00 | 0.00 | 0.01 | 3,486,163.95 |
| 10100 GENERAL FUND | 42081 JFS NORTH REGION | 0.00 | 775.43 | 0.00 | 775.43 | (775.43) | |
| 10100 GENERAL FUND | 42084 JFS CENTRAL REGION INVESTIGAT | 0.00 | 344.86 | 0.00 | 344.86 | (344.86) | |
| 10100 GENERAL FUND | 42086 JFS CENTRAL REGION SUPERVISIO | 0.00 | 1,747.09 | 0.00 | 1,747.09 | (1,747.09) | |
| 10100 GENERAL FUND | 42087 JFS ADMINISTRATION | 0.00 | 0.01 | 0.00 | 0.01 | (0.01) | |
| 10100 GENERAL FUND | 42088 YOUTH OPERATION SUPPORT | 7,939,549.73 | 4,360,319.53 | 30,583.57 | 4,390,903.10 | 3,548,646.63 | 1,318,583.24 |
| 10100 GENERAL FUND | 42091 TRAINING AND PROF STDS - YOUT | 462.70 | 0.00 | 0.00 | 0.00 | 462.70 | |
| 10100 GENERAL FUND | 42092 DIVERSION-INVESTIGATIONS | 8,282,645.15 | 6,831,885.79 | 0.00 | 6,831,885.79 | 1,450,759.36 | 1,607,690.96 |
| 10100 GENERAL FUND | 42093 YOUTH SUPERVISION | 25,950,983.37 | 24,305,654.95 | 191,291.96 | 24,496,946.91 | 1,454,036.46 | 16,632,037.80 |
| 10100 GENERAL FUND | 42180 PLACEMENT | 12,118,255.18 | 11,372,995.99 | 24,394.44 | 11,397,390.43 | 720,864.75 | 10,464,143.45 |
| 10100 GENERAL FUND | 44400 ENVIRONMENTAL HEALTH AND QUAL | 10,985,453.98 | 11,343,580.83 | 172,700.30 | 11,516,281.13 | (530,827.15) | 1,390,395.03 |
| 10100 GENERAL FUND | 44500 COMMUNITY HLTH DIVISION | 2,387,014.30 | 2,315,900.84 | 1,181.92 | 2,317,082.76 | 69,931.54 | 2,481,040.57 |
| 10100 GENERAL FUND | 44600 VECTOR CTRL PROG | 14,722,860.17 | 9,511,858.47 | 32,675.71 | 9,544,534.18 | 5,178,325.99 | 12,093,457.01 |
| 10100 GENERAL FUND | 44700 FOOD AND HOUSING DIV | 17,194,658.27 | 15,010,154.75 | 132,510.05 | 15,142,664.80 | 2,051,993.47 | 19,652,713.68 |
| 10100 GENERAL FUND | 44800 HAZARDOUS MATERIALS DIV | 16,279,123.80 | 13,937,486.89 | 338,091.32 | 14,275,578.21 | 2,003,545.59 | 16,557,558.17 |
| 10100 GENERAL FUND | 44900 LAND AND WATER QLTY DIV | 9,932,666.35 | 7,284,828.20 | 917,218.70 | 8,202,046.90 | 1,730,619.45 | 5,802,378.91 |
| 10100 GENERAL FUND | 44950 AGENCY EXECUTIVE OFFICE | 5,594,912.00 | 5,989,013.42 | 73.43 | 5,989,086.85 | (394,174.85) | 87,183.67 |
| 10100 GENERAL FUND | 44952 BUSINESS ASSURANCE AND COMPLI | 3,979,535.25 | 4,438,763.42 | 1,755.25 | 4,440,518.67 | (460,983.42) | 176,421.05 |
| 10100 GENERAL FUND | 44960 AGENCY-WIDE FINANCES | 22,137,498.90 | 22,007,515.99 | 408,823.42 | 22,416,339.41 | (278,840.51) | 117,245,084.03 |
| 10100 GENERAL FUND | 44961 OFFICE MEDIA & PUB AFFAIRS | 0.00 | 131.28 | 0.00 | 131.28 | (131.28) | |
| 10100 GENERAL FUND | 44962 OFFICE OF GOVERNMENT AND PUBL | 0.00 | 173.28 | 0.00 | 173.28 | (173.28) | |
| 10100 GENERAL FUND | 44966 MAA TCM | 2,121,803.50 | 1,768,668.77 | 149,431.24 | 1,918,100.01 | 203,703.49 | 1,702,553.48 |
| 10100 GENERAL FUND | 44967 HEALTH HOUSING AND HUMAN SERV | 0.00 | 29,669.25 | 0.00 | 29,669.25 | (29,669.25) | (1,922.82) |
| 10100 GENERAL FUND | 44968 OFFICE OF STRATEGY AND INNOVA | 11,848,768.11 | 10,607,092.86 | 0.00 | 10,607,092.86 | 1,241,675.25 | 3,157,459.34 |
| 10100 GENERAL FUND | 44970 AGENCY CONTRACT SUPPORT | 5,226,634.53 | 4,971,288.98 | 14,323.33 | 4,985,612.31 | 241,022.22 | 44,442.97 |
| 10100 GENERAL FUND | 44980 FISCAL SERVICES | 18,341,910.94 | 20,994,333.80 | 190,469.36 | 21,184,803.16 | (2,842,892.22) | 1,859,785.57 |
| 10100 GENERAL FUND | 44985 BUDGET OFFICE | 14,777,881.00 | 14,062,969.17 | 0.00 | 14,062,969.17 | 714,911.83 | 3,648,813.35 |
| 10100 GENERAL FUND | 44990 FINANCIAL SVCS DIV ADMIN | 1,182,567.00 | 1,151,360.29 | 0.00 | 1,151,360.29 | 31,206.71 | 238,952.58 |
| 10100 GENERAL FUND | 45005 FACILITIES MANAGEMENT | 36,472,769.96 | 17,785,708.47 | 10,761,663.09 | 28,547,371.56 | 7,925,398.40 | 1,369,527.35 |
| 10100 GENERAL FUND | 45010 RECORD SERVICES | 4,481,232.37 | 4,773,250.23 | 47,556.03 | 4,820,806.26 | (339,573.89) | |

# PERIODIC FINANCIAL STATEMENT - SCHEDULE OF REVENUES AND EXPENDITURES BY FUND AND ORGANIZATIONAL UNIT - GL041

Date 13-AUG-2025 15:47:24

COSD

Current Period: ADJ-25

Currency: USD

No specific FUND requested

| FUND | ORG | REVISED BUDGET | EXPENDITURES | ENCUMBRANCES | EXPENDITURES & ENCUMBRANCES | REMAINING BUDGET | REVENUE |
|---|---|---|---|---|---|---|---|
| 10100 GENERAL FUND | 45025 PERSONNEL/PAYROLL | 14,227,621.50 | 14,599,289.87 | 15,652.56 | 14,614,942.23 | (387,320.73) | 255,358.94 |
| 10100 GENERAL FUND | 45030 TRAINING | 3,205,003.00 | 2,439,334.34 | 220,168.00 | 2,659,502.34 | 545,500.66 | |
| 10100 GENERAL FUND | 45045 INFORMATION TECHNOLOGY | 6,259,176.00 | 5,734,588.90 | 0.00 | 5,734,588.90 | 524,587.10 | 60,082.20 |
| 10100 GENERAL FUND | 45047 AGENCYWIDE INFORMATION TECHNO | 43,784,919.00 | 22,325,972.62 | 744,436.70 | 23,070,409.32 | 20,714,509.68 | 10,868.00 |
| 10100 GENERAL FUND | 45055 HEALTH OFFICE ADMIN | 24,940,990.86 | 19,953,201.97 | 337,076.91 | 20,290,278.88 | 4,650,711.98 | 17,012,514.19 |
| 10100 GENERAL FUND | 45056 HHSA BIO-TERRORISM | 8,605,435.78 | 7,031,141.03 | 0.00 | 7,031,141.03 | 1,574,294.75 | 6,114,857.38 |
| 10100 GENERAL FUND | 45062 IMMUNIZATIONS | 19,413,910.80 | 12,148,141.25 | 32,645.78 | 12,180,787.03 | 7,233,123.77 | 10,880,371.81 |
| 10100 GENERAL FUND | 45064 STD CONTROL | 7,704,263.82 | 7,200,191.09 | 350.00 | 7,200,541.09 | 503,722.73 | 5,080,004.76 |
| 10100 GENERAL FUND | 45066 TB CONTROL | 17,254,632.30 | 16,884,005.50 | 219,783.34 | 17,103,788.84 | 150,843.46 | 8,434,293.17 |
| 10100 GENERAL FUND | 45068 MED AND QUAL ASSUR-CONTRACT | 67,322.87 | 142,307.33 | 0.00 | 142,307.33 | (74,984.46) | 55,772.87 |
| 10100 GENERAL FUND | 45075 PUBLIC HEALTH LAB | 49,515,425.44 | 21,943,049.24 | 1,682,456.10 | 23,625,505.34 | 25,889,920.10 | 43,204,418.68 |
| 10100 GENERAL FUND | 45080 EPIDEMIOLOGY | 26,199,156.18 | 22,960,103.71 | 2,667,583.09 | 25,627,686.80 | 571,469.38 | 19,713,373.96 |
| 10100 GENERAL FUND | 45085 VITAL RECORDS | 3,200,196.12 | 2,683,950.77 | 0.00 | 2,683,950.77 | 516,245.35 | 2,950,405.47 |
| 10100 GENERAL FUND | 45090 OFF OF AIDS COORDINATION | 24,311,359.49 | 21,256,819.48 | 8,044.07 | 21,264,863.55 | 3,046,495.94 | 19,920,928.53 |
| 10100 GENERAL FUND | 45098 MATERNAL CHILD AND FAMILY HS | 30,628,468.74 | 22,019,110.39 | 3,458,682.43 | 25,477,792.82 | 5,150,675.92 | 19,576,504.60 |
| 10100 GENERAL FUND | 45099 CA CHILDRENS SERVICES | 30,819,194.00 | 28,039,543.14 | 24,338.47 | 28,063,881.61 | 2,755,312.39 | 19,088,975.56 |
| 10100 GENERAL FUND | 45100 PERFORMANCE MGMT AND BORDER H | 416,380.00 | 412,543.88 | 1,971.16 | 414,515.04 | 1,864.96 | 545,055.77 |
| 10100 GENERAL FUND | 45165 CHILD WELFARE SVCS | 0.00 | 5,292.59 | 0.00 | 5,292.59 | (5,292.59) | |
| 10100 GENERAL FUND | 45260 EDGEMOOR | 60,946,314.16 | 58,813,064.22 | 208,359.74 | 59,021,423.96 | 1,924,890.22 | 57,834,416.95 |
| 10100 GENERAL FUND | 45281 SAN DIEGO COUNTY PSYCHIATRIC | 65,438,183.06 | 72,460,621.89 | 1,263,032.64 | 73,723,654.53 | (8,285,471.47) | 58,167,974.30 |
| 10100 GENERAL FUND | 45289 BEHAVIORAL HTLTH SVCS ADM | 93,005,166.64 | 74,878,988.30 | 412,756.17 | 75,291,742.47 | 17,713,424.17 | 5,785,818.19 |
| 10100 GENERAL FUND | 45290 MENTAL HEALTH ADMINISTRATION | 699,618,912.45 | 605,480,843.57 | 26,707,695.56 | 632,188,539.13 | 67,430,373.32 | 705,617,563.48 |
| 10100 GENERAL FUND | 45291 ADULT CASE MANAGEMENT | 7,858,591.00 | 7,446,220.74 | 778.33 | 7,446,999.07 | 411,591.93 | 172,194.00 |
| 10100 GENERAL FUND | 45292 ADULT CENTRAL (SOUTHEAST ) CL | 4,058,237.41 | 3,518,446.59 | 100,217.91 | 3,618,664.50 | 439,572.91 | |
| 10100 GENERAL FUND | 45293 ADULT EAST CLINIC | 4,341,769.00 | 4,086,920.27 | 42,292.70 | 4,129,212.97 | 212,576.03 | |
| 10100 GENERAL FUND | 45294 ADULT FORENSICS | 908,305.67 | 3,552,507.77 | 1,162.68 | 3,553,670.45 | (2,645,364.78) | |
| 10100 GENERAL FUND | 45295 ADULT NORTH CENTRAL CLINIC | 6,243,652.88 | 5,466,680.77 | 117,864.78 | 5,584,545.55 | 659,107.33 | |
| 10100 GENERAL FUND | 45301 JUVENILE FORENSICS | 9,397,427.11 | 5,955,930.55 | 12,567.12 | 5,968,497.67 | 3,428,929.44 | 1,414,814.06 |
| 10100 GENERAL FUND | 45302 PHARMACY | 4,897.00 | 0.00 | 0.00 | 0.00 | 4,897.00 | |
| 10100 GENERAL FUND | 45305 ALCOHOL & DRUG SVCS | 258,817,933.16 | 242,853,447.80 | 13,414,764.26 | 256,268,212.06 | 2,549,721.10 | 258,496,169.72 |
| 10100 GENERAL FUND | 45306 CARE COORDINATION | 2,042,817.00 | 1,495,253.13 | 0.00 | 1,495,253.13 | 547,563.87 | |
| 10100 GENERAL FUND | 45307 PUBLIC CONSERVATOR | 5,257,290.68 | 5,670,276.63 | 438,474.52 | 6,108,751.15 | (851,460.47) | 2,563,355.00 |
| 10100 GENERAL FUND | 45308 CARE ACT | 14,837,841.29 | 13,926,499.65 | 14,206.54 | 13,940,706.19 | 897,135.10 | (1,496,513.00) |
| 10100 GENERAL FUND | 45705 NORTH CENTRAL REGION ADMI | 0.00 | (0.01) | 0.00 | (0.01) | 0.01 | |
| 10100 GENERAL FUND | 45905 WELFARE TO WORK | 0.00 | 311.07 | 0.00 | 311.07 | (311.07) | 311.07 |
| 10100 GENERAL FUND | 45980 CHILD WELFARE SVCS | 0.00 | 615.92 | 0.00 | 615.92 | (615.92) | |
| 10100 GENERAL FUND | 46045 PUB HLTH SVCS S REGION | 0.00 | 0.28 | 0.00 | 0.28 | (0.28) | |
| 10100 GENERAL FUND | 46055 CHILD WELFARE SVCS | 6,612.60 | 0.00 | 0.00 | 0.00 | 6,612.60 | |
| 10100 GENERAL FUND | 46065 AIS ADMINISTRATION | 9,558,747.03 | 4,993,538.75 | 71,093.02 | 5,064,631.77 | 4,494,115.26 | 1,778,412.51 |
| 10100 GENERAL FUND | 46070 GRANT/CONTRACT ADMIN | 7,688,148.00 | 5,128,262.54 | 129,434.62 | 5,257,697.16 | 2,430,450.84 | 3,715,268.43 |
| 10100 GENERAL FUND | 46075 OMBUDSMAN | 2,348,384.00 | 2,188,023.83 | 0.00 | 2,188,023.83 | 160,360.17 | 1,625,787.34 |
| 10100 GENERAL FUND | 46080 NUTRITION | 18,169,623.64 | 17,248,198.70 | 63,520.58 | 17,311,719.28 | 857,904.36 | 17,668,704.75 |
| 10100 GENERAL FUND | 46085 ADULT PROTECTIVE SVCS(GF) | 34,700,137.33 | 32,183,348.95 | 105,140.12 | 32,288,489.07 | 2,411,648.26 | 24,672,402.13 |
| 10100 GENERAL FUND | 46095 OTHERS(GENERAL FUND) | 400,184.00 | 162,728.29 | 0.00 | 162,728.29 | 237,455.71 | 35,000.00 |
| 10100 GENERAL FUND | 46100 MULTI-PURP SR SVCS PROG | 3,687,793.00 | 3,522,211.87 | 0.00 | 3,522,211.87 | 165,581.13 | 2,596,052.33 |
| 10100 GENERAL FUND | 46110 INFORMATION AND ASSISTANCE | 860,721.00 | 789,368.62 | 0.00 | 789,368.62 | 71,352.38 | 691,414.00 |
| 10100 GENERAL FUND | 46120 CASE MGMT | 1,159,904.26 | 1,194,614.08 | 0.00 | 1,194,614.08 | (34,709.82) | 1,159,588.26 |
| 10100 GENERAL FUND | 46125 LINKAGES | 757,610.00 | 796,960.34 | 0.00 | 796,960.34 | (39,350.34) | 932,860.12 |
| 10100 GENERAL FUND | 46130 LONG TERM CARE INTEGRATION | 4,232,175.00 | 3,106,028.19 | 0.00 | 3,106,028.19 | 1,126,146.81 | 3,161,681.06 |
| 10100 GENERAL FUND | 46140 PREVENTIVE HEALTH (TITLE III | 2,235,384.12 | 2,273,972.38 | 0.00 | 2,273,972.38 | (38,588.26) | 2,110,456.78 |
| 10100 GENERAL FUND | 46145 RESPITE CARE REGISTRY | 903,640.00 | 756,089.82 | 152,208.33 | 908,298.15 | (4,658.15) | 841,838.00 |

# PERIODIC FINANCIAL STATEMENT - SCHEDULE OF REVENUES AND EXPENDITURES BY FUND AND ORGANIZATIONAL UNIT - GL041

Date:13-AUG-2025 15:47:24

COSD

Current Period: ADJ-25

Currency: USD

No specific FUND requested

| FUND | ORG | REVISED BUDGET | EXPENDITURES | ENCUMBRANCES | EXPENDITURES & ENCUMBRANCES | REMAINING BUDGET | REVENUE |
|---|---|---|---|---|---|---|---|
| 10100 GENERAL FUND | 46155 RETIRED SR VOLUNTEER PROG | 338,865.00 | 343,149.32 | 0.00 | 343,149.32 | (4,284.32) | 107,240.00 |
| 10100 GENERAL FUND | 46170 IN HOME SUPPORT SVCS | 161,051,349.32 | 161,149,588.02 | 688.76 | 161,150,276.78 | (98,927.46) | 157,511,284.36 |
| 10100 GENERAL FUND | 46180 MENTAL HEALTH SENIOR TEAM | 212,934.00 | 18,485.17 | 0.00 | 18,485.17 | 194,448.83 | |
| 10100 GENERAL FUND | 46187 CAREGIVER | 2,507,142.00 | 2,968,558.36 | 299,965.02 | 3,268,523.38 | (761,381.38) | 2,893,529.20 |
| 10100 GENERAL FUND | 46191 IHSS PUBLIC AUTHORITY | 51,523,327.00 | 51,044,219.57 | 0.00 | 51,044,219.57 | 479,107.43 | 50,709,778.95 |
| 10100 GENERAL FUND | 46194 PUBLIC ADMINISTRATOR | 3,592,321.74 | 4,542,097.39 | 76,317.82 | 4,618,415.21 | (1,026,093.47) | 968,371.73 |
| 10100 GENERAL FUND | 46195 PUBLIC GUARDIAN | 2,806,986.52 | 3,562,773.58 | 2,166.67 | 3,564,940.25 | (757,953.73) | 231,460.61 |
| 10100 GENERAL FUND | 46200 CFWB ADMINISTRATION | 100,620,843.05 | 100,671,606.29 | 3,871,233.42 | 104,542,839.71 | (3,921,996.66) | 191,129,032.15 |
| 10100 GENERAL FUND | 46201 CCWS FOSTER CARE HOME LICENSI | 0.00 | 225.78 | 0.00 | 225.78 | (225.78) | |
| 10100 GENERAL FUND | 46202 CFWB ADOPTIONS | 12,005,934.34 | 13,301,926.18 | 25,612.94 | 13,327,539.12 | (1,321,604.78) | 12,387,535.66 |
| 10100 GENERAL FUND | 46203 CCWS INDEPENDENT LIVING SKILL | 4,686.35 | 252,792.23 | 0.00 | 252,792.23 | (248,105.88) | (12,713.00) |
| 10100 GENERAL FUND | 46204 CFWB POLINSKY CHILDRENS CENTE | 28,883,824.56 | 28,440,651.73 | 20,906.75 | 28,461,558.48 | 422,266.08 | 23,282,840.08 |
| 10100 GENERAL FUND | 46205 CFWB SAN PASQUAL FACILITY | 2,923,039.22 | 1,244,611.05 | 45,887.00 | 1,290,498.05 | 1,632,541.17 | 275,144.15 |
| 10100 GENERAL FUND | 46206 CFWB SAN PASQUAL OPERATIONS | 28,659,957.36 | (8,552,587.19) | 2,293.59 | (8,550,293.60) | 37,210,250.96 | 180,921.50 |
| 10100 GENERAL FUND | 46207 CCWS HOTLINE | 11,838.08 | 13,774.71 | 0.00 | 13,774.71 | (1,936.63) | (17,459.00) |
| 10100 GENERAL FUND | 46209 CWS RESIDENTIAL SERVICES | 235,513.01 | 52,579.23 | 0.00 | 52,579.23 | 182,933.78 | 231,747.00 |
| 10100 GENERAL FUND | 46210 CFWB CHILD AND FAMILY STRENGT | 1,719,776.00 | 1,187,786.24 | 8,236.75 | 1,196,022.99 | 523,753.01 | 1,310,082.98 |
| 10100 GENERAL FUND | 46211 CFWB WRAP PROGRAM | 8,876,780.00 | 5,143,288.25 | 0.00 | 5,143,288.25 | 3,733,491.75 | 6,099,577.00 |
| 10100 GENERAL FUND | 46212 RESOURCE FAMILY APPROVAL | 47,887.56 | (425,653.03) | 78,977.41 | (346,675.62) | 394,563.18 | (7,732.00) |
| 10100 GENERAL FUND | 46213 CFWB ELIGIBILITY | 6,568,603.28 | 5,709,155.03 | 0.00 | 5,709,155.03 | 859,448.25 | 7,489,837.42 |
| 10100 GENERAL FUND | 46214 CFWB ASSISTANCE PAYMENTS | 159,060,231.72 | 159,022,585.40 | 813,742.71 | 159,836,328.11 | (776,096.39) | 152,680,473.58 |
| 10100 GENERAL FUND | 46230 FRC ESCONDIDO | 0.00 | 459.18 | 0.00 | 459.18 | (459.18) | |
| 10100 GENERAL FUND | 46310 CFWB CENTRAL REGION | 2,320,287.14 | 1,673,459.07 | 1,980.38 | 1,675,439.45 | 644,847.69 | 2,480,711.00 |
| 10100 GENERAL FUND | 46311 CFWB EAST REGION | 3,072,825.61 | 2,693,486.03 | 0.00 | 2,693,486.03 | 379,339.58 | 1,835,476.00 |
| 10100 GENERAL FUND | 46312 CFWB NORTH CENTRAL REGION | 1,225,478.28 | 993,896.35 | 1,303.28 | 995,199.63 | 230,278.65 | 418,436.00 |
| 10100 GENERAL FUND | 46313 CFWB NORTH COASTAL REGION | 2,811,597.18 | 2,517,571.86 | 0.00 | 2,517,571.86 | 294,025.32 | 1,131,001.00 |
| 10100 GENERAL FUND | 46314 CFWB NORTH INLAND REGION | 3,188,383.23 | 3,047,199.53 | 0.00 | 3,047,199.53 | 141,183.70 | 1,572,411.78 |
| 10100 GENERAL FUND | 46315 CFWB SOUTH REGION | 3,707,005.49 | 3,516,163.80 | 5,360.55 | 3,521,524.35 | 185,481.14 | 2,146,134.00 |
| 10100 GENERAL FUND | 46316 FOSTER & ADOPTIVE RESOURCE FA | 15,931.31 | 1,904.26 | 0.00 | 1,904.26 | 14,027.05 | (5.00) |
| 10100 GENERAL FUND | 46317 FIRST FIVE | 2,615,036.00 | 2,579,997.29 | 0.00 | 2,579,997.29 | 35,038.71 | 2,304,375.21 |
| 10100 GENERAL FUND | 46318 CFWB CHILD AND FAMILY STRENGT | 770,634.00 | 2,746,565.25 | 240.23 | 2,746,805.48 | (1,976,171.48) | |
| 10100 GENERAL FUND | 46319 CFWB EMERGENCY RESPONSE | 35,593,197.00 | 41,209,745.13 | 0.00 | 41,209,745.13 | (5,616,548.13) | 1,181,152.39 |
| 10100 GENERAL FUND | 46320 CFWB PLACEMENT | 7,799,164.00 | 14,693,165.32 | 0.00 | 14,693,165.32 | (6,894,001.32) | |
| 10100 GENERAL FUND | 46321 CFWB ONGOING SERVICES | 31,600,352.00 | 31,629,083.51 | 9,190.04 | 31,638,273.55 | (37,921.55) | |
| 10100 GENERAL FUND | 46322 CFWB TRAINING | 16,611,621.00 | 20,623,309.87 | 11,955.12 | 20,635,264.99 | (4,023,643.99) | |
| 10100 GENERAL FUND | 46323 CFWB SPECIALTY PROGRAMS | 33,770,656.00 | 35,181,191.54 | 35,409.68 | 35,216,601.22 | (1,445,945.22) | 19,628,000.81 |
| 10100 GENERAL FUND | 46324 CFWB SUPPORTIVE SERVICES | 24,136,531.00 | 14,156,095.06 | 3,445.24 | 14,159,540.30 | 9,976,990.70 | 2,809,611.43 |
| 10100 GENERAL FUND | 46370 PUBLIC HEALTH SERVICES - CENT | 0.00 | 558.01 | 0.00 | 558.01 | (558.01) | |
| 10100 GENERAL FUND | 46371 PUBLIC HEALTH SERVICES - EAST | 0.00 | 4.03 | 0.00 | 4.03 | (4.03) | |
| 10100 GENERAL FUND | 46372 PUBLIC HEALTH SERVICES - NORT | 0.00 | (18.00) | 0.00 | (18.00) | 18.00 | |
| 10100 GENERAL FUND | 46374 PUBLIC HEALTH SERVICES - NORT | 0.00 | (54.00) | 0.00 | (54.00) | 54.00 | |
| 10100 GENERAL FUND | 46375 PUBLIC HEALTH SERVICES - SOUT | 0.00 | 3,629.32 | 0.00 | 3,629.32 | (3,629.32) | |
| 10100 GENERAL FUND | 46392 NORTH COUNTY REGION ADMINISTR | 0.00 | (40.69) | 0.00 | (40.69) | 40.69 | |
| 10100 GENERAL FUND | 46393 HEALTH PROMOTION - NORTH COAS | 0.00 | (100.34) | 0.00 | (100.34) | 100.34 | |
| 10100 GENERAL FUND | 46410 MEDICAL CARE SERVICES ADMINIS | 0.00 | (172.98) | 0.00 | (172.98) | 172.98 | |
| 10100 GENERAL FUND | 46414 MEDICAL CARE SERVICES ADMIN | 17,967,722.15 | 7,426,340.01 | 2,000,000.00 | 9,426,340.01 | 8,541,382.14 | 2,308,524.32 |
| 10100 GENERAL FUND | 46415 NURSING | 33,225,632.54 | 32,967,691.47 | 22,119.99 | 32,989,811.46 | 235,821.08 | 19,028,780.49 |
| 10100 GENERAL FUND | 46416 MCSD PHARMACY | 8,433,415.00 | 9,129,827.22 | 7,009.15 | 9,136,836.37 | (703,421.37) | 5,484,455.61 |
| 10100 GENERAL FUND | 46417 SDAIM | 4,799,530.64 | 3,530,239.30 | 0.00 | 3,530,239.30 | 1,269,291.34 | 4,231,940.03 |
| 10100 GENERAL FUND | 46431 ELIGIBILITY OPERATIONS ADMINI | 0.00 | (660.34) | 0.00 | (660.34) | 660.34 | |
| 10100 GENERAL FUND | 46433 PROGRAM INTEGRITY | 0.00 | 305.85 | 0.00 | 305.85 | (305.85) | |

# PERIODIC FINANCIAL STATEMENT - SCHEDULE OF REVENUES AND EXPENDITURES BY FUND AND ORGANIZATIONAL UNIT - GL041

Date:13-AUG-2025 15:47:24

COSD

Current Period. ADJ-25

Currency USD

No specific FUND requested

| FUND | ORG | REVISED BUDGET | EXPENDITURES | ENCUMBRANCES | EXPENDITURES & ENCUMBRANCES | REMAINING BUDGET | REVENUE |
|---|---|---|---|---|---|---|---|
| 10100 GENERAL FUND | 46435 ASSISTANCE PAYMENTS | 0.00 | (1,000.00) | 0.00 | (1,000.00) | 1,000.00 | |
| 10100 GENERAL FUND | 46440 HEALTH CARE POLICY ADMINISTRA | 4,568,765.14 | 4,334,217.75 | 0.00 | 4,334,217.75 | 234,547.39 | 3,310,005.48 |
| 10100 GENERAL FUND | 46441 REGIONAL SELF SUFFICIENCY STA | 52,190,435.24 | 34,656,874.71 | 15,088.69 | 34,671,963.40 | 17,518,471.84 | 438,833,510.13 |
| 10100 GENERAL FUND | 46442 FRC METRO | 4,806,830.00 | 4,232,184.14 | 0.00 | 4,232,184.14 | 574,645.86 | |
| 10100 GENERAL FUND | 46443 FRC MILLS | 12,519,034.00 | 13,108,165.14 | 0.00 | 13,108,165.14 | (589,131.14) | |
| 10100 GENERAL FUND | 46444 FRC NORTHEAST | 14,508,950.00 | 15,231,126.38 | 0.00 | 15,231,126.38 | (722,176.38) | |
| 10100 GENERAL FUND | 46445 FRC SOUTHEAST | 12,981,751.00 | 13,775,256.55 | 0.00 | 13,775,256.55 | (793,505.55) | |
| 10100 GENERAL FUND | 46446 FRC LEMON GROVE | 13,439,089.00 | 14,164,572.79 | 0.00 | 14,164,572.79 | (725,483.79) | |
| 10100 GENERAL FUND | 46447 FRC EL CAJON | 22,464,664.00 | 24,640,249.40 | 0.00 | 24,640,249.40 | (2,175,585.40) | |
| 10100 GENERAL FUND | 46448 FRC NORTH CENTRAL | 21,735,245.00 | 22,972,558.09 | 0.00 | 22,972,558.09 | (1,237,313.09) | |
| 10100 GENERAL FUND | 46449 ACCESS | 48,356,712.00 | 53,369,248.26 | 0.00 | 53,369,248.26 | (5,012,536.26) | |
| 10100 GENERAL FUND | 46450 FRC OCEANSIDE | 20,657,843.00 | 20,858,160.40 | 0.00 | 20,858,160.40 | (200,317.40) | |
| 10100 GENERAL FUND | 46451 FRC ESCONDIDO | 26,155,483.00 | 26,222,924.75 | 0.00 | 26,222,924.75 | (67,441.75) | |
| 10100 GENERAL FUND | 46452 FRC SOUTH | 31,872,939.35 | 32,914,276.96 | 171,162.53 | 33,085,439.49 | (1,212,500.14) | |
| 10100 GENERAL FUND | 46453 FRC NATIONAL CITY | 12,864,486.00 | 12,807,061.81 | 0.00 | 12,807,061.81 | 57,424.19 | |
| 10100 GENERAL FUND | 46454 DOCUMENT PROCESSING CENTER | 17,364,894.00 | 17,649,515.00 | 0.00 | 17,649,515.00 | (284,621.00) | |
| 10100 GENERAL FUND | 46456 HEALTH COVERAGE ACCESS | 11,495,953.00 | 12,599,360.77 | 0.00 | 12,599,360.77 | (1,103,407.77) | |
| 10100 GENERAL FUND | 46457 SELF-SUFFICIENCY ADMINISTRATI | 66,538,677.00 | 61,677,421.21 | 92,725.84 | 61,770,147.05 | 4,768,529.95 | 4,159,875.95 |
| 10100 GENERAL FUND | 46458 SELF-SUFFICIENCY CONTRACTS | 82,565,754.92 | 97,573,515.68 | 0.00 | 97,573,515.68 | (15,007,760.76) | 4,079,941.42 |
| 10100 GENERAL FUND | 46459 SELF-SUFFICIENCY ASSISTANCE P | 343,547,014.00 | 323,907,077.03 | 12,680,000.00 | 336,587,077.03 | 6,959,936.97 | 291,842,010.49 |
| 10100 GENERAL FUND | 46460 HCD ADMINISTRATION | 2,607,909.00 | 1,926,314.68 | 12,000.00 | 1,938,314.68 | 669,594.32 | |
| 10100 GENERAL FUND | 46461 HCD COMMUNITY DEVELOPMENT | 20,555,522.13 | 11,868,827.87 | 981,911.31 | 12,850,739.18 | 7,704,782.95 | 6,403,975.52 |
| 10100 GENERAL FUND | 46462 HCD RENTAL ASSISTANCE | 25,352,936.88 | 20,758,298.81 | 6,981,074.52 | 27,739,373.33 | (2,386,436.45) | 13,323,346.82 |
| 10100 GENERAL FUND | 46463 HCD FISCAL AND OTHER SUPPORT | 3,885,704.31 | 3,429,285.08 | 0.00 | 3,429,285.08 | 456,419.23 | 1,484,269.92 |
| 10100 GENERAL FUND | 46465 OFFICE OF MILITARY & VETERANS | 4,873,283.00 | 4,246,827.37 | 0.00 | 4,246,827.37 | 626,455.63 | 723,197.33 |
| 10100 GENERAL FUND | 46470 CDBG - COMMUNITY DEVELOPMENT | 4,490,833.11 | 1,284,201.08 | 0.00 | 1,284,201.08 | 3,206,632.03 | 1,283,279.35 |
| 10100 GENERAL FUND | 46471 CDBG - RES REHAB | 500,000.00 | 605,190.46 | 0.00 | 605,190.46 | (105,190.46) | 466,668.89 |
| 10100 GENERAL FUND | 46472 CDBG - AFFORDABLE HOUSING | 500,000.00 | (19,750.00) | 0.00 | (19,750.00) | 519,750.00 | 760,940.06 |
| 10100 GENERAL FUND | 46480 HOME - RENTAL ASSISTANCE | 2,085,050.52 | 1,579,502.57 | 0.00 | 1,579,502.57 | 505,547.95 | 1,605,959.73 |
| 10100 GENERAL FUND | 46482 HOME - AFFORDABLE HOUSING | 18,047,378.12 | 0.00 | 2,050,575.19 | 2,050,575.19 | 15,996,802.93 | 5,461,125.24 |
| 10100 GENERAL FUND | 46483 HOME - DCCA | 2,699,903.50 | 35,247.30 | 0.00 | 35,247.30 | 2,664,656.20 | 679,585.66 |
| 10100 GENERAL FUND | 46490 HOPWA CITY | 6,843,915.26 | 6,856,365.13 | 0.00 | 6,856,365.13 | (12,449.87) | 6,856,514.09 |
| 10100 GENERAL FUND | 46492 EMERGENCY SHELTER (ESG) | 1,097,893.54 | 720,938.09 | 0.00 | 720,938.09 | 376,955.45 | 719,180.22 |
| 10100 GENERAL FUND | 46493 CALHOME | 0.00 | 56,115.08 | 0.00 | 56,115.08 | (56,115.08) | 1,020,173.92 |
| 10100 GENERAL FUND | 46497 STATE AND LOCAL AFFORDABLE HO | 144,870,805.31 | 3,175,777.30 | 11,670,227.88 | 14,846,005.18 | 130,024,800.13 | 47,847,711.37 |
| 10100 GENERAL FUND | 46500 HOMELESS SOLUTIONS AND EQUITA | 4,178,964.74 | 2,102,245.61 | 26,714.00 | 2,128,959.61 | 2,050,005.13 | 2,366,628.20 |
| 10100 GENERAL FUND | 46501 HOMELESS SOLUTIONS | 117,486,276.92 | 68,943,207.36 | 19,818,380.80 | 88,761,588.16 | 28,724,688.76 | 56,970,576.43 |
| 10100 GENERAL FUND | 46502 EQUITABLE COMMUNITIES | 4,099,507.44 | 2,659,034.41 | 0.00 | 2,659,034.41 | 1,440,473.03 | 761,621.75 |
| 10100 GENERAL FUND | 46503 COMMUNITY SERVICES BLOCK GRAN | 6,975,598.01 | 4,606,897.74 | 0.00 | 4,606,897.74 | 2,368,700.27 | 4,043,356.26 |
| 10100 GENERAL FUND | 46504 DISPUTE RESOLUTION | 1,015,992.82 | 509,913.59 | 0.00 | 509,913.59 | 506,079.23 | 509,913.59 |
| 10100 GENERAL FUND | 46505 SAFETY FIRST | 514,858.96 | 434,056.19 | 0.00 | 434,056.19 | 80,802.77 | 405,636.25 |
| 10100 GENERAL FUND | 46506 OFFICE OF IMMIGRANT AND REFUG | 22,860,031.15 | 7,473,684.95 | 493,320.92 | 7,967,005.87 | 14,893,025.28 | 7,609,865.27 |
| 10100 GENERAL FUND | 46507 OFFICE OF STRATEGY AND INNOVA | 0.00 | (36.31) | 0.00 | (36.31) | 36.31 | (3.50) |
| 10100 GENERAL FUND | 46508 COMMUNITY HEALTH PROMOTION | 6,054,289.13 | 3,842,433.28 | 0.00 | 3,842,433.28 | 2,211,855.85 | 3,931,277.58 |
| 10100 GENERAL FUND | 47450 ADMINISTRATION | 12,789,895.93 | 5,191,615.30 | 2,000,311.82 | 7,191,927.12 | 5,597,968.81 | |
| 10100 GENERAL FUND | 47460 TECHNICAL SERVICES DIVISION | 4,043,729.68 | 2,816,258.83 | 213,381.37 | 3,029,640.20 | 1,014,089.68 | |
| 10100 GENERAL FUND | 47466 CAMPAIGN SERVICES | 4,567,470.00 | 4,566,968.01 | 0.00 | 4,568,968.01 | 501.99 | |
| 10100 GENERAL FUND | 47467 GIS AND DOCUMENT SERVICES | 716,496.00 | 665,639.68 | 0.00 | 665,639.68 | 50,856.32 | |
| 10100 GENERAL FUND | 47468 MAPS AND POLLS | 1,365,627.00 | 1,168,413.34 | 507.70 | 1,168,921.04 | 196,705.96 | |
| 10100 GENERAL FUND | 47469 LANGUAGE SERVICES | 1,309,809.00 | 1,202,596.29 | 0.00 | 1,202,596.29 | 107,212.71 | |
| 10100 GENERAL FUND | 47471 POLL WORKER RECRUITMENT | 799,368.00 | 3,578,876.84 | 0.00 | 3,578,876.84 | (2,779,508.84) | |

# PERIODIC FINANCIAL STATEMENT - SCHEDULE OF REVENUES AND EXPENDITURES BY FUND AND ORGANIZATIONAL UNIT - GL041

Date:13-AUG-2025 15:47:24

COSD

Current Period: ADJ-25

Currency: USD

No specific FUND requested

| FUND | ORG | REVISED BUDGET | EXPENDITURES | ENCUMBRANCES | EXPENDITURES & ENCUMBRANCES | REMAINING BUDGET | REVENUE |
|---|---|---|---|---|---|---|---|
| 10100 GENERAL FUND | 47472 POLL WORKER TRAINING | 1,382,324.00 | 1,934,644.83 | 3,624.00 | 1,938,268.83 | (555,944.83) | |
| 10100 GENERAL FUND | 47473 LOGISTICS AND WAREHOUSE OPERA | 2,699,137.00 | 2,141,597.23 | 113,849.71 | 2,255,446.94 | 443,690.06 | |
| 10100 GENERAL FUND | 47480 PETITIONS | 1,548,408.00 | 1,869,317.45 | 0.00 | 1,869,317.45 | (320,909.45) | |
| 10100 GENERAL FUND | 47481 REGISTRATION | 4,334,090.01 | 8,667,588.43 | 0.00 | 8,667,588.43 | (4,333,498.42) | (0.01) |
| 10100 GENERAL FUND | 47483 VOTE BY MAIL VOTERS | 5,564,966.96 | 4,941,734.82 | 563,455.18 | 5,505,190.00 | 59,776.96 | |
| 10100 GENERAL FUND | 47484 VOTE BY MAIL PROCESSING | 1,560,881.65 | 1,686,172.49 | 10,000.00 | 1,696,172.49 | (135,290.84) | 251,993.00 |
| 10100 GENERAL FUND | 47485 VOTER OUTREACH | 6,014,300.00 | 1,206,110.86 | 0.00 | 1,206,110.86 | 4,808,189.14 | 10,960,721.03 |
| 10100 GENERAL FUND | 48000 AGRICULTURE WEIGHTS AND MEAS | 0.00 | (22.75) | 0.00 | (22.75) | 22.75 | |
| 10100 GENERAL FUND | 48300 PEST DETECTION | 4,338,969.63 | 4,322,551.13 | 30,170.33 | 4,352,721.46 | (13,751.83) | 1,796,441.82 |
| 10100 GENERAL FUND | 48305 DIAGNOSTICS AND QUARANTINE | 2,226,265.45 | 1,969,114.47 | 181,271.82 | 2,150,386.29 | 75,879.16 | 1,103,420.97 |
| 10100 GENERAL FUND | 48400 INTEGRATED PEST MGT | 1,539,288.98 | 1,269,498.99 | 181,549.22 | 1,451,048.21 | 88,240.77 | 1,155,573.57 |
| 10100 GENERAL FUND | 48500 PESTICIDE REGULATION | 4,857,924.18 | 4,439,855.13 | 521,219.65 | 4,961,074.78 | (103,150.60) | 2,685,788.98 |
| 10100 GENERAL FUND | 48550 ADMIN CORONER | 4,314,873.00 | 4,294,655.22 | 1,008.73 | 4,295,663.95 | 19,209.05 | 81,181.86 |
| 10100 GENERAL FUND | 48555 INVESTIGATION | 6,323,963.00 | 5,617,461.47 | 614,993.67 | 6,232,455.14 | 91,507.86 | 4,139.00 |
| 10100 GENERAL FUND | 48560 MEDICAL | 1,977,620.63 | 1,911,520.00 | 44,805.69 | 1,956,325.69 | 21,294.94 | 275.00 |
| 10100 GENERAL FUND | 48565 LABORATORY | 4,920,094.56 | 4,042,737.24 | 422,308.94 | 4,465,046.18 | 455,048.38 | 1,358,936.52 |
| 10100 GENERAL FUND | 48575 PATHOLOGY | 5,741,538.00 | 4,903,070.09 | 802,514.12 | 5,705,584.21 | 35,953.79 | 224,818.50 |
| 10100 GENERAL FUND | 48600 AWM ADMIN | 13,033,629.68 | 6,699,534.38 | 6,403,798.84 | 13,103,333.22 | (69,703.54) | 6,625,732.06 |
| 10100 GENERAL FUND | 48700 WEIGHTS MEASURES ENFORCEMENT | 4,969,699.14 | 4,883,531.79 | 112,794.69 | 4,996,326.48 | (26,627.34) | 4,332,417.65 |
| 10100 GENERAL FUND | 48705 AGRICULTURAL STANDARDS | 1,776,043.47 | 1,539,371.48 | 17,276.42 | 1,556,647.88 | 219,395.59 | 354,813.58 |
| 10100 GENERAL FUND | 48800 PHPP- PLANT HEALTH PEST PREVE | 4,866,321.01 | 4,677,595.34 | 18,117.78 | 4,695,713.12 | 170,607.89 | 3,817,000.38 |
| 10100 GENERAL FUND | 48910 UNIVERSITY OF CALIFORNIA COOP | 870,000.00 | 979,098.52 | 90,000.00 | 1,069,098.52 | (199,098.52) | |
| 10100 GENERAL FUND | 49150 ANIMAL SERVICES ADMIN | 3,916,100.00 | 3,575,709.84 | 0.00 | 3,575,709.84 | 340,390.16 | 239,091.01 |
| 10100 GENERAL FUND | 49154 NORTH COUNTY ANIMAL SHELTER | 3,506,093.00 | 2,992,479.57 | 0.00 | 2,992,479.57 | 513,613.43 | 105,214.34 |
| 10100 GENERAL FUND | 49156 SOUTH COUNTY ANIMAL SHELTER | 3,918,829.00 | 4,057,737.14 | 4,053.62 | 4,061,790.76 | (142,961.76) | 398,663.66 |
| 10100 GENERAL FUND | 49800 ADMINISTRATION | 10,560,420.64 | 7,106,115.13 | 3,630,381.41 | 10,736,496.54 | (176,075.90) | 600.00 |
| 10100 GENERAL FUND | 49805 LONG RANGE PLANNING | 26,305,961.63 | 4,707,495.86 | 20,031,099.74 | 24,738,595.60 | 1,567,366.03 | 734,034.56 |
| 10100 GENERAL FUND | 49815 SUSTAINABILITY PLANNING | 19,363,435.43 | (729,839.08) | 15,838,456.37 | 15,108,617.29 | 4,254,818.14 | 276,998.43 |
| 10100 GENERAL FUND | 49820 PROJECT PLANNING | 14,348,899.12 | 7,556,698.45 | 7,398,998.54 | 14,955,696.99 | (606,797.87) | 4,637,194.26 |
| 10100 GENERAL FUND | 49830 LAND DEVELOPMENT | 8,471,749.05 | 6,063,038.75 | 1,744,616.94 | 7,807,655.69 | 664,093.36 | 6,134,389.27 |
| 10100 GENERAL FUND | 49840 BUILDING SERVICES | 20,810,557.43 | 14,991,427.19 | 3,787,056.77 | 18,778,483.96 | 2,032,073.47 | 10,124,213.30 |
| 10100 GENERAL FUND | 49850 CODE COMPLIANCE | 9,374,887.49 | 5,811,451.85 | 1,596,104.92 | 7,407,556.77 | 1,967,330.72 | 1,020,720.73 |
| 10100 GENERAL FUND | 49860 LUEG GIS | 2,270,316.46 | 2,128,884.81 | 399,733.11 | 2,528,617.92 | (258,301.46) | 120,409.70 |
| 10100 GENERAL FUND | 49870 SANGIS COSD | 1,256,593.00 | 1,269,012.34 | 0.00 | 1,269,012.34 | (12,419.34) | 608,527.05 |
| 10100 GENERAL FUND | 50855 FLOOD CONTROL ENGIN-GF | 90,000.00 | 90,000.00 | 0.00 | 90,000.00 | 0.00 | |
| 10100 GENERAL FUND | 50861 SPECIAL PROJECTS | 1,940,687.10 | 1,427,595.20 | 244,772.34 | 1,672,367.54 | 268,319.56 | 1,106,625.22 |
| 10100 GENERAL FUND | 50862 LUEG PROJECTS | 1,490,949.81 | 469,932.92 | 728,712.10 | 1,198,645.02 | 292,304.79 | |
| 10100 GENERAL FUND | 50865 LANDFILL CLOSURE SUPP-GF | 18,475,518.00 | 12,824,961.59 | 2,232,919.12 | 15,057,880.71 | 3,417,637.29 | 1,112,385.56 |
| 10100 GENERAL FUND | 50870 POLICY OUTREACH DATA | 1,355,310.00 | 1,305,859.38 | 1,311.79 | 1,307,171.17 | 48,138.83 | 263,180.27 |
| 10100 GENERAL FUND | 50875 MAINTENANCE-GF | 1,854,231.09 | 1,344,255.01 | 233,277.78 | 1,577,532.79 | 276,698.30 | 15,984.86 |
| 10100 GENERAL FUND | 50880 SPECIAL DISTRICTS-GF | 433,273.25 | 71,151.61 | 236,873.43 | 308,025.04 | 125,248.21 | |
| 10100 GENERAL FUND | 50900 IMPROVEMENTS AND GRADING-GF | 50,182.00 | 4,527.02 | 20,503.55 | 25,030.57 | 25,151.43 | |
| 10100 GENERAL FUND | 50907 PRIVATE DEVELOPMENT CONSTRUCT | 6,116,921.00 | 5,448,040.69 | 6,579.28 | 5,454,619.97 | 662,301.03 | 5,303,080.66 |
| 10100 GENERAL FUND | 50910 WASTEWATER MGMT SUPP-GF | 0.00 | 194.38 | 0.00 | 194.38 | (194.38) | |
| 10100 GENERAL FUND | 50911 CAMPO WATER AND SEWER SYS | 2,395,857.90 | 2,228,595.50 | 100,000.00 | 2,328,595.50 | 67,262.40 | 1,919,217.50 |
| 10100 GENERAL FUND | 50915 WATERSHED PROGRAM MGMT | 79,737,767.71 | 41,587,423.22 | 38,325,145.90 | 79,912,569.12 | (174,801.41) | 4,492,387.09 |
| 10100 GENERAL FUND | 50930 SCIENCE AND MONITORING | 0.00 | 1,752.72 | 0.00 | 1,752.72 | (1,752.72) | |
| 10100 GENERAL FUND | 52800 GENERAL ADMINISTRATION | 6,757,792.09 | 6,477,039.71 | 250,103.78 | 6,727,143.49 | 30,648.60 | 393,465.62 |
| 10100 GENERAL FUND | 52806 PARK OPERATIONS | 51,483,489.89 | 44,321,633.77 | 6,103,525.34 | 50,425,159.11 | 1,058,330.78 | 12,695,339.21 |
| 10100 GENERAL FUND | 52811 PARK DEVELOPMENT | 16,718,963.69 | 4,381,162.36 | 11,227,260.53 | 15,608,422.89 | 1,110,540.80 | 1,248,602.91 |
| 10100 GENERAL FUND | 52821 PARKS & REC OPEN SPACE | 12,069,597.75 | 5,618,327.47 | 4,875,310.94 | 10,493,638.41 | 1,575,959.34 | 1,298,104.66 |

## PERIODIC FINANCIAL STATEMENT - SCHEDULE OF REVENUES AND EXPENDITURES BY FUND AND ORGANIZATIONAL UNIT - GL041

Date:13-AUG-2025 15:47:24

COSD

Current Period: ADJ-25

Currency: USD

No specific FUND requested

| FUND | ORG | REVISED BUDGET | EXPENDITURES | ENCUMBRANCES | EXPENDITURES & ENCUMBRANCES | REMAINING BUDGET | REVENUE |
|---|---|---|---|---|---|---|---|
| 10100 GENERAL FUND | 7397Z COFD PKS SANTA YSABEL NATURE | 478,359.27 | 450,328.01 | 28,031.26 | 478,359.27 | 0.00 | |
| 10100 GENERAL FUND | 7468Z COFD7468 RAMONA GRASSLANDS PH | 146,584.03 | 0.00 | 146,584.03 | 146,584.03 | 0.00 | |
| 10100 GENERAL FUND | 7494W COFD7494 LINDO LAKE IMPROVEME | 240,169.20 | 0.00 | 240,169.20 | 240,169.20 | 0.00 | |
| 10100 GENERAL FUND | 7494Z COFD7494 LINDO LAKE IMPROVEME | 265,365.75 | 196,820.53 | 68,545.22 | 265,365.75 | 0.00 | |
| 10100 GENERAL FUND | 7497U JFCF7497 REGIONAL COMMUNICATI | 3,502,261.09 | 213,899.69 | 3,288,361.40 | 3,502,261.09 | 0.00 | |
| 10100 GENERAL FUND | 7505Z COLIB7505 CASA DE ORO LIBRARY | 19,856,625.70 | 4,850,686.18 | 15,005,939.52 | 19,856,625.70 | 0.00 | |
| 10100 GENERAL FUND | 7509Z COLIB7509 4S RANCH LIBRARY EX | 3,864,057.90 | 98,874.78 | 3,765,183.12 | 3,864,057.90 | 0.00 | |
| 10100 GENERAL FUND | 7510Z COFD7510 SOUTH COUNTY ANIMAL | 17,290,721.62 | 3,961,322.63 | 13,329,398.99 | 17,290,721.62 | 0.00 | |
| 10100 GENERAL FUND | 7511Z COFD7511 SR76 MIDDLE PROJECT | 17,421.00 | 0.00 | 17,421.00 | 17,421.00 | 0.00 | |
| 10100 GENERAL FUND | 7514Z COFD7514 LAKESIDE EQUESTRIAN | 764,278.44 | 471,987.80 | 292,290.64 | 764,278.44 | 0.00 | |
| 10100 GENERAL FUND | 7525U COFD7525 JAMUL FIRE STATION 3 | 288,768.61 | 0.00 | 0.00 | 0.00 | 288,768.61 | |
| 10100 GENERAL FUND | 7526Z COFD7526 PALOMAR MOUNTAIN FIR | 677,716.97 | 487,113.99 | 190,602.98 | 677,716.97 | 0.00 | |
| 10100 GENERAL FUND | 7529Z COHC7529 SOUTHEAST SAN DIEGO | 3,824,161.40 | 903,993.08 | 2,920,168.32 | 3,824,161.40 | 0.00 | |
| 10100 GENERAL FUND | 7530Z COFD7530 FY17-18 PARKS PLAYGR | 2,168,373.04 | 331,869.80 | 1,836,503.24 | 2,168,373.04 | 0.00 | |
| 10100 GENERAL FUND | 7533Z COFD7533 OTAY LAKES PARK SEWE | 910,134.38 | 25,400.11 | 884,734.27 | 910,134.38 | 0.00 | |
| 10100 GENERAL FUND | 7536Z COFD7536 LAMAR PLAYGROUND SHA | 93,495.67 | 14,591.16 | 78,904.51 | 93,495.67 | 0.00 | |
| 10100 GENERAL FUND | 7537Z COFD7537 HILTON HEAD PLAYGROU | 98,066.76 | 0.00 | 98,066.76 | 98,066.76 | 0.00 | |
| 10100 GENERAL FUND | 7538Z COFD7538 FLINN SPRINGS PLAYGR | 138,747.86 | 5,818.80 | 132,929.06 | 138,747.86 | 0.00 | |
| 10100 GENERAL FUND | 7539Z COFD7539 STEELE CANYON PLAYGR | 144,438.65 | 14,595.58 | 129,843.07 | 144,438.65 | 0.00 | |
| 10100 GENERAL FUND | 7541Z COLIB7541 LAKESIDE BRANCH LIB | 787,305.75 | 31,896.03 | 0.00 | 31,896.03 | 755,409.72 | |
| 10100 GENERAL FUND | 7543Y COFD7543 COUNTY ADMINISTRATIO | 1,827,000.00 | 0.00 | 1,827,000.00 | 1,827,000.00 | 0.00 | |
| 10100 GENERAL FUND | 7543Z COFD7543 COUNTY ADMINISTRATIO | 26,426,459.00 | 15,029.28 | 26,411,429.72 | 26,426,459.00 | 0.00 | |
| 10100 GENERAL FUND | 7549Z COFD7549 SWEETWATER REG PK CO | 69,559.50 | 65,161.66 | 4,397.84 | 69,559.50 | 0.00 | |
| 10100 GENERAL FUND | 7556Z COFD7556 MT. LAGUNA FIRE STAT | 153,310.24 | 0.00 | 0.00 | 0.00 | 153,310.24 | |
| 10100 GENERAL FUND | 7557Z COFD7557 BORREGO SPRINGS SHAD | 900,413.07 | 784,151.07 | 116,262.00 | 900,413.07 | 0.00 | |
| 10100 GENERAL FUND | 7559Z COFD7559 SLRRP MOOSA ACTIVE R | 26,713,355.51 | 395,618.19 | 26,317,737.32 | 26,713,355.51 | 0.00 | |
| 10100 GENERAL FUND | 7560Z COFD7560 SLRRP DULINE ROAD AC | 560,212.73 | 561.28 | 559,651.45 | 560,212.73 | 0.00 | |
| 10100 GENERAL FUND | 7561Z COFD7561 ALPINE LOCAL PARK AC | 17,653,615.41 | 153,199.19 | 17,500,416.22 | 17,653,615.41 | 0.00 | |
| 10100 GENERAL FUND | 7562W COFD7562 SAN DIEGUITO PLAYGRO | 83,912.88 | 0.00 | 83,912.88 | 83,912.88 | 0.00 | |
| 10100 GENERAL FUND | 7563W COFD7563 PATRIOT PARK PLAYGRO | 83,469.61 | 0.00 | 83,469.61 | 83,469.61 | 0.00 | |
| 10100 GENERAL FUND | 7564W COFD7564 LIBERTY PARK PLAYGRO | 83,923.67 | 0.00 | 83,923.67 | 83,923.67 | 0.00 | |
| 10100 GENERAL FUND | 7565Z COFD7565 DOS PICOS PARK PLAYG | 357,189.73 | 0.00 | 357,189.73 | 357,189.73 | 0.00 | |
| 10100 GENERAL FUND | 7566Z COFD7566 HEISE PARK PLAYGROUN | 271,890.39 | 0.00 | 271,890.39 | 271,890.39 | 0.00 | |
| 10100 GENERAL FUND | 7567Z COFD7567 SYCUAN KUMEYAAY VILA | 2,965,450.32 | 42,821.92 | 2,922,628.40 | 2,965,450.32 | 0.00 | |
| 10100 GENERAL FUND | 7568Z COFD7568 STELZER PRK RANGER S | 1,153,557.37 | 1,132,765.61 | 20,791.76 | 1,153,557.37 | 0.00 | |
| 10100 GENERAL FUND | 7570Z COFD7570 JESS MARTIN PARK WAT | 102,349.16 | 98,782.41 | 3,566.75 | 102,349.16 | 0.00 | |
| 10100 GENERAL FUND | 7571Z COFD7571 LINDO LAKE PHOTOVOLT | 526,612.32 | 444,085.13 | 82,527.19 | 526,612.32 | 0.00 | |
| 10100 GENERAL FUND | 7572Z COFD7572 SYCAMORE CANYON TRAI | 3,868,630.36 | 45,561.44 | 3,823,068.92 | 3,868,630.36 | 0.00 | |
| 10100 GENERAL FUND | 7573Z COFD7573 GUAJOME COUNTY PARK | 58,686.10 | 8,743.62 | 49,942.48 | 58,686.10 | 0.00 | |
| 10100 GENERAL FUND | 7574Z COFD7574 SAGE HILL STAGING AR | 671,487.98 | 80,203.04 | 591,284.94 | 671,487.98 | 0.00 | |
| 10100 GENERAL FUND | 7575Z COFD7575 OTAY LAKES PARK PRIM | 750,000.00 | 0.00 | 750,000.00 | 750,000.00 | 0.00 | |
| 10100 GENERAL FUND | 7578Z COFD7578 OLD IRONSIDE PARK VO | 79,414.52 | 74,971.34 | 4,443.18 | 79,414.52 | 0.00 | |
| 10100 GENERAL FUND | 7580Z COLIB7580 JULIAN LIBRARY COMM | 532,505.70 | 97,386.45 | 435,119.25 | 532,505.70 | 0.00 | |
| 10100 GENERAL FUND | 7581Z COLIB7581 RANCHO SAN DIEGO LI | 187,770.32 | 3,334.80 | 0.00 | 3,334.80 | 184,435.52 | |
| 10100 GENERAL FUND | 7634Z COFD7634 MT WOODSON ACQ AND P | 2,500,498.34 | 1,396,248.11 | 1,104,250.23 | 2,500,498.34 | 0.00 | |
| 10100 GENERAL FUND | 7688Z COFD7688 CALAVO PARK | 17,703,727.41 | 85,065.18 | 17,618,662.23 | 17,703,727.41 | 0.00 | |
| 10100 GENERAL FUND | 7706Z COFD7706 JACUMBA FIRE STN 43 | 16,860,040.29 | 830,563.73 | 16,029,476.56 | 16,860,040.29 | 0.00 | |
| 10100 GENERAL FUND | 7708Z COFD7708 OVRP HERITAGE STAGIN | 3,722,607.14 | 374,212.47 | 3,348,394.67 | 3,722,607.14 | 0.00 | |
| 10100 GENERAL FUND | 7709Z COFD7709 SR94 SAFE PASSAGE | 849,528.91 | 24,120.95 | 825,407.96 | 849,528.91 | 0.00 | |
| 10100 GENERAL FUND | 7710Z COFD7710 LAKESIDE BSEBLL PK S | 825,869.33 | 712,947.82 | 112,921.51 | 825,869.33 | 0.00 | |
| 10100 GENERAL FUND | 7711W COFD7711 POTTS TRAILS | 207,389.12 | 0.00 | 207,389.12 | 207,389.12 | 0.00 | |

# PERIODIC FINANCIAL STATEMENT - SCHEDULE OF REVENUES AND EXPENDITURES BY FUND AND ORGANIZATIONAL UNIT - GL041

Date:13-AUG-2025 15:47:24

COSD

Current Period: ADJ-25

Currency: USD

No specific FUND requested

| FUND | ORG | REVISED BUDGET | EXPENDITURES | ENCUMBRANCES | EXPENDITURES & ENCUMBRANCES | REMAINING BUDGET | REVENUE |
|---|---|---|---|---|---|---|---|
| 10100 GENERAL FUND | 7712Z COFD7712 LONNY BREWER PARK LE | 183,007.59 | 109,942.50 | 73,065.09 | 183,007.59 | 0.00 | |
| 10100 GENERAL FUND | 7713Z COFD7713 OTAY LAKES COUNTY PK | 1,000,000.00 | 0.00 | 1,000,000.00 | 1,000,000.00 | 0.00 | |
| 10100 GENERAL FUND | 7714Z COFD7714 SANTA YSABEL EAST WE | 1,110,618.57 | 171,605.90 | 939,012.67 | 1,110,618.57 | 0.00 | |
| 10100 GENERAL FUND | 7715Z COFD7715 SWEETWATER LP TRAIL | 4,575,756.55 | 561,656.82 | 4,014,099.73 | 4,575,756.55 | 0.00 | |
| 10100 GENERAL FUND | 7717Z COFD7717 FALLBROOK LOCAL PARK | 6,332,772.01 | 4,286,797.02 | 2,045,974.99 | 6,332,772.01 | 0.00 | |
| 10100 GENERAL FUND | 7718Z COFD7718 SAN DIEGUITO LOCAL P | 420,000.00 | 0.00 | 420,000.00 | 420,000.00 | 0.00 | |
| 10100 GENERAL FUND | 7720Z COFD7720 EUCALYPTUS CTY PARK | 137,926.51 | 18,823.13 | 119,103.38 | 137,926.51 | 0.00 | |
| 10100 GENERAL FUND | 7721Z COFD7721 GOODLAND ACR CTY PK | 88,837.12 | 0.00 | 88,837.12 | 88,837.12 | 0.00 | |
| 10100 GENERAL FUND | 7722Z COFD7722 PINE VALLEY CTY PK P | 147,716.67 | 0.00 | 147,716.67 | 147,716.67 | 0.00 | |
| 10100 GENERAL FUND | 7723Z COFD7723 STEELE CNYN CTY PK | 164,549.53 | 0.00 | 164,549.53 | 164,549.53 | 0.00 | |
| 10100 GENERAL FUND | 7727Z COFD7727 LINDO LAKE CTY PK PL | 455,233.09 | 0.00 | 455,233.09 | 455,233.09 | 0.00 | |
| 10100 GENERAL FUND | 7728Z COFD7728 DOS PICOS CTY PK SMA | 228,496.88 | 0.00 | 228,496.88 | 228,496.88 | 0.00 | |
| 10100 GENERAL FUND | 7729Z COFD7729 STEELE CNYN CTY PK P | 257,500.14 | 0.00 | 257,500.14 | 257,500.14 | 0.00 | |
| 10100 GENERAL FUND | 7730Z COFD7730 FOUR GEE PARK | 220,140.60 | 220,140.60 | 0.00 | 220,140.60 | 0.00 | |
| 10100 GENERAL FUND | 7731Z COFD7731 RICC HHSA FAM RESOUR | 5,095,034.86 | 3,727,579.59 | 1,367,455.27 | 5,095,034.86 | 0.00 | |
| 10100 GENERAL FUND | 7739Z COFD7739 SWEETWATER SUMMIT RE | 768,967.44 | 450,390.98 | 318,576.46 | 768,967.44 | 0.00 | |
| 10100 GENERAL FUND | 7750Z COHC7750 TRI CITY HEALTH DIST | 1,776,929.93 | 1,776,929.93 | 0.00 | 1,776,929.93 | 0.00 | |
| 10100 GENERAL FUND | 7784Z MMCOF7784 SBRC ESCALATOR AND | 890,726.30 | 10,031.97 | 880,694.33 | 890,726.30 | 0.00 | |
| 10100 GENERAL FUND | 7786Z COFD7786 EAST OTAY MESA FIRE | 742,990.71 | 111,925.68 | 0.00 | 111,925.68 | 631,065.03 | |
| 10100 GENERAL FUND | 7788Z COFD7788 HERITAGE PARK BUILDI | 10,561,100.02 | 1,561,213.22 | 8,999,886.80 | 10,561,100.02 | 0.00 | |
| 10100 GENERAL FUND | 7789Z COFD7789 VALLEY CENTER PARKS | 316,607.99 | 279,349.12 | 37,258.87 | 316,607.99 | 0.00 | |
| 10100 GENERAL FUND | 7790Z COFD7790 BOULDER OAKS PRESERV | 2,072,776.19 | 3,214.98 | 2,069,561.21 | 2,072,776.19 | 0.00 | |
| 10100 GENERAL FUND | 7791Z COFD7791 SWEETWATER LANE COUN | 1,384,834.29 | 155,998.28 | 1,228,836.01 | 1,384,834.29 | 0.00 | |
| 10100 GENERAL FUND | 7792Z COFD7792 SOUTH LANE PARK | 350,000.00 | 2,835.77 | 347,164.23 | 350,000.00 | 0.00 | |
| 10100 GENERAL FUND | 7796Z COFD7796 HALL OF JUSTICE | 27,573,913.00 | 21,950,402.89 | 5,623,510.11 | 27,573,913.00 | 0.00 | |
| 10100 GENERAL FUND | 7805Z COFD7805 EL MONTE RIVER VALLE | 5,800,242.86 | 33,915.34 | 5,766,327.52 | 5,800,242.86 | 0.00 | |
| 10100 GENERAL FUND | 7836Z COFD7836 WATERFRONT PARK ACTI | 768,148.15 | 615,795.69 | 152,352.46 | 768,148.15 | 0.00 | |
| 10100 GENERAL FUND | 7837Z COFD7837 FELICITA COUNTY PARK | 2,388,333.49 | 506,926.43 | 1,881,407.06 | 2,388,333.49 | 0.00 | |
| 10100 GENERAL FUND | 7838Z COFD7838 SAN DIEGO BOTANIC GA | 25,118.77 | 25,118.77 | 0.00 | 25,118.77 | 0.00 | |
| 10100 GENERAL FUND | 7840Z COFD7840 OVRP COMMUNITY GARDE | 950,000.00 | 0.00 | 950,000.00 | 950,000.00 | 0.00 | |
| 10100 GENERAL FUND | 7841Z COFD7841 DESCANSO FS 45 APPAR | 134,049.38 | (707.43) | 134,756.81 | 134,049.38 | 0.00 | |
| 10100 GENERAL FUND | 7844Z COHC7844 HEALTH SERVICES COMP | 15,078,380.84 | 448,651.73 | 14,629,729.11 | 15,078,380.84 | 0.00 | |
| 10100 GENERAL FUND | 7845Z COLIB7845 EL CAJON BRANCH LIB | 255,707.31 | 0.00 | 255,707.31 | 255,707.31 | 0.00 | |
| 10100 GENERAL FUND | 7848Z COFD7848 MIRA MESA EPICENTRE | 10,931,872.69 | 3,193,431.36 | 7,738,441.33 | 10,931,872.69 | 0.00 | |
| 10100 GENERAL FUND | 7849Z COFD7849 LOS PENASQUITOS CANY | 1,767,310.09 | 159,668.84 | 1,607,641.25 | 1,767,310.09 | 0.00 | |
| 10100 GENERAL FUND | 7893Z COFD7893 COLLIER AND CALAVO P | 13,300.00 | 1,767.70 | 11,532.30 | 13,300.00 | 0.00 | |
| 10100 GENERAL FUND | 7894Z COFD7894 NCRC MAJOR SYSTEMS R | 1,000,000.00 | 0.00 | 1,000,000.00 | 1,000,000.00 | 0.00 | |
| 10100 GENERAL FUND | 7895Z COFD7895 TJRV SMUGG GULCH DRE | 1,500,000.00 | 1,497,132.74 | 2,867.26 | 1,500,000.00 | 0.00 | |
| 10100 GENERAL FUND | 7908Z COFD7908 LINDO LAKE IMPROVEME | 19,495,824.06 | 17,299.23 | 19,478,524.83 | 19,495,824.06 | 0.00 | |
| 10100 GENERAL FUND | 7909Z COFD7909 SLRRP PRADO ACQUISIT | 2,020,418.58 | 0.00 | 2,020,418.58 | 2,020,418.58 | 0.00 | |
| 10100 GENERAL FUND | 7910Z COFD7910 SWEETWATER BIKE SKIL | 2,148,413.00 | 198,546.74 | 1,949,866.26 | 2,148,413.00 | 0.00 | |
| 10100 GENERAL FUND | 7911Z COFD7911 TJRVP ACTIVE RECREAT | 2,387,182.49 | 263,885.54 | 2,123,296.95 | 2,387,182.49 | 0.00 | |
| 10100 GENERAL FUND | 7912Z COFD7912 LAKESIDE SOCCER FIEL | 322,780.32 | 0.00 | 322,780.32 | 322,780.32 | 0.00 | |
| 10100 GENERAL FUND | 7928Z MMCOF7928 RAMONA ROAD STATION | 186,933.80 | 502.06 | 186,431.74 | 186,933.80 | 0.00 | |
| 10100 GENERAL FUND | 7929Z MMCOF7929 SAN MARCOS ROAD STA | 191,055.87 | 502.06 | 190,553.81 | 191,055.87 | 0.00 | |
| 10100 GENERAL FUND | 7966Z COFD7966 EOC AND SHF COMMUNIC | 114,447.91 | 114,165.18 | 282.73 | 114,447.91 | 0.00 | |
| 10100 GENERAL FUND | 7967Z COFD7967 STOWE TRAIL ACQUISIT | 4,498,103.20 | 94,352.89 | 4,403,750.31 | 4,498,103.20 | 0.00 | |
| 10100 GENERAL FUND | 7968Z COFD7968 SANTA MARIA CREEK GR | 992,752.90 | 227,558.13 | 765,194.77 | 992,752.90 | 0.00 | |
| 10100 GENERAL FUND | 7970Z COFD7970 CASA DE ORO LIBRARY | 2,371,864.32 | 139,180.89 | 2,232,683.43 | 2,371,864.32 | 0.00 | |
| 10100 GENERAL FUND | 7971Z JFCF7971 RAMONA SHERIFF STATI | 6,712,250.21 | 106,133.37 | 6,606,116.84 | 6,712,250.21 | 0.00 | |
| 10100 GENERAL FUND | 7972Z JFCF7972 VISTA DETENTION FACI | 269,896.42 | 269,896.42 | 0.00 | 269,896.42 | 0.00 | |

# PERIODIC FINANCIAL STATEMENT - SCHEDULE OF REVENUES AND EXPENDITURES BY FUND AND ORGANIZATIONAL UNIT - GL041

Date:13-AUG-2025 15:47:24

COSD

Current Period: ADJ-25

Currency: USD

No specific FUND requested

| FUND | ORG | REVISED BUDGET | EXPENDITURES | ENCUMBRANCES | EXPENDITURES & ENCUMBRANCES | REMAINING BUDGET | REVENUE |
|---|---|---|---|---|---|---|---|
| 10100 GENERAL FUND | 7978Z MMCOF7978 EMDF ELECTRIC VEHIC | 550,000.00 | 0.00 | 550,000.00 | 550,000.00 | 0.00 | |
| 10100 GENERAL FUND | 7979Z MMCOF7979 SAN MARCOS OFFICES | 80,000.00 | 0.00 | 80,000.00 | 80,000.00 | 0.00 | |
| 10100 GENERAL FUND | 7980Z MMCOF7980 SOUTH LOT LINE COC | 53,512.64 | 32,884.92 | 20,627.72 | 53,512.64 | 0.00 | |
| 10100 GENERAL FUND | 7983Z COFD7983 BUTTERFIELD RANCH AC | 1,000,000.00 | 0.00 | 1,000,000.00 | 1,000,000.00 | 0.00 | |
| 10100 GENERAL FUND | 7989Z MMCOF7989 EL CAJON FRC EV CHA | 200,000.00 | 3,012.36 | 196,987.64 | 200,000.00 | 0.00 | |
| 10100 GENERAL FUND | 7990Z MMCOF7990 EDGEMOOR SNF EV CHA | 200,000.00 | 3,263.39 | 196,736.61 | 200,000.00 | 0.00 | |
| 10100 GENERAL FUND | 7993Z COFD7993 DICTIONARY HILLS | 880,000.00 | 111,632.68 | 768,367.32 | 880,000.00 | 0.00 | |
| 10100 GENERAL FUND | 7994Z COFD7994 ENCINITAS LANDFILL P | 1,000,000.00 | 0.00 | 1,000,000.00 | 1,000,000.00 | 0.00 | |
| 10100 GENERAL FUND | 7A44Z COFD7A44 TJ RIVER VALLEY SPOO | 17,400.00 | 0.00 | 17,400.00 | 17,400.00 | 0.00 | |
| 10100 GENERAL FUND | 7A47Z MMCOF7A47 EAST COUNTY REGIONA | 246,241.94 | 68,634.24 | 177,607.70 | 246,241.94 | 0.00 | |
| 11100 ROAD FUND | 53405 CONST CONTRACTS/MATLS/RWY | 317,055,570.16 | 64,585,813.75 | 157,694,386.49 | 222,280,200.24 | 94,775,369.92 | 30,383,917.72 |
| 11100 ROAD FUND | 53415 FLOOD CONTROL ENGIN-RF | 0.00 | 75.06 | 0.00 | 75.06 | (75.06) | |
| 11100 ROAD FUND | 53420 CIP PROJECT DEVELOPMENT | 12,600,230.58 | 11,079,970.81 | 64,950.96 | 11,144,921.77 | 1,655,308.81 | 4,601,317.75 |
| 11100 ROAD FUND | 53425 CONSTRUCTION ENGINEERING | 5,833,620.77 | 4,445,132.90 | 1,547.78 | 4,446,680.68 | 1,386,940.09 | 1,560,963.49 |
| 11100 ROAD FUND | 53430 MATERIALS LAB | 2,475,698.44 | 1,797,694.65 | 5,900.02 | 1,803,594.67 | 672,103.77 | 263,592.73 |
| 11100 ROAD FUND | 53440 STRIPING CREW-RF | 1,776,313.89 | 1,987,845.06 | 1,990.38 | 1,989,835.44 | (213,521.55) | |
| 11100 ROAD FUND | 53445 DRAINAGE CREW-RF | 1,141,903.48 | 1,096,483.15 | 1,773.50 | 1,098,256.65 | 43,646.83 | 1,379,715.25 |
| 11100 ROAD FUND | 53450 CONST AND REPAIR CREW-RF | 1,775,046.28 | 1,665,189.28 | 682.29 | 1,665,871.57 | 109,174.71 | 13,975.50 |
| 11100 ROAD FUND | 53455 ROAD STRUCTURES CREW-RF | 1,505,382.98 | 1,385,383.88 | 996.52 | 1,386,380.40 | 119,022.58 | 8,994.60 |
| 11100 ROAD FUND | 53457 LITTER CREW | 1,519,995.72 | 1,199,904.42 | 1,321.04 | 1,201,225.46 | 318,770.26 | |
| 11100 ROAD FUND | 53460 FIELD ENGIN AND ADMIN-RF | 13,898,192.33 | 9,598,706.91 | 1,584,495.86 | 11,183,202.77 | 2,714,989.56 | 12,234,265.92 |
| 11100 ROAD FUND | 53465 DIV I HEADQUARTERS-RF | 5,630,796.37 | 3,293,095.65 | 2,464,040.08 | 5,757,135.73 | (126,339.36) | 32,438.54 |
| 11100 ROAD FUND | 53470 ALPINE ROAD STATION-RF | 2,693,956.79 | 2,464,005.57 | 25,202.31 | 2,489,207.88 | 204,748.91 | 2,485.64 |
| 11100 ROAD FUND | 53475 CAMPO ROAD STATION-RF | 2,048,879.34 | 1,797,743.69 | 58,950.89 | 1,856,694.58 | 192,184.76 | 2,393.00 |
| 11100 ROAD FUND | 53480 JAMACHA ROAD STATION-RF | 2,057,012.54 | 2,029,126.05 | 1,480.84 | 2,030,606.89 | 26,405.65 | 40.48 |
| 11100 ROAD FUND | 53485 JULIAN ROAD STATION-RF | 3,337,909.25 | 3,759,631.10 | 16,850.28 | 3,776,681.38 | (438,772.13) | 5,617.40 |
| 11100 ROAD FUND | 53490 LAKESIDE ROAD STATION-RF | 1,879,883.63 | 1,933,443.05 | 104,078.44 | 2,037,521.49 | (157,637.86) | 7,317.40 |
| 11100 ROAD FUND | 53495 SPRING VALLEY RD STA-RF | 1,964,727.65 | 2,475,472.28 | 1,628.47 | 2,477,100.75 | (512,373.10) | |
| 11100 ROAD FUND | 53497 STORMWATER CREW DIV I | 2,109,531.69 | 2,223,822.25 | 1,981.66 | 2,225,803.91 | (116,272.02) | 8,399.05 |
| 11100 ROAD FUND | 53515 LAGUNA-RF | 118,574.83 | 156,451.07 | 0.00 | 156,451.07 | (37,876.24) | 7,934.00 |
| 11100 ROAD FUND | 53520 DIV II HEADQUARTERS-RF | 4,967,696.53 | 2,033,833.22 | 1,411,579.25 | 3,445,412.47 | 1,522,284.06 | 20,210.05 |
| 11100 ROAD FUND | 53525 BORREGO ROAD STATION-RF | 2,238,234.92 | 1,916,007.06 | 78,395.38 | 1,994,402.44 | 243,832.48 | 2,851.47 |
| 11100 ROAD FUND | 53530 FALLBROOK ROAD STATION-RF | 2,749,180.02 | 3,627,668.18 | 1,314.17 | 3,628,982.35 | (879,802.33) | 25,350.43 |
| 11100 ROAD FUND | 53535 RAMONA ROAD STATION-RF | 2,380,811.55 | 2,613,022.26 | 1,124.70 | 2,614,146.96 | (233,335.41) | 10,796.10 |
| 11100 ROAD FUND | 53540 SAN MARCOS ROAD ST-RF | 3,072,066.87 | 2,967,524.36 | 68,794.74 | 3,036,319.10 | 35,747.77 | 6,849.15 |
| 11100 ROAD FUND | 53545 VALLEY CENTER ROAD STA-RF | 2,839,023.73 | 3,354,367.65 | 2,041.64 | 3,356,409.29 | (517,385.56) | |
| 11100 ROAD FUND | 53557 STORMWATER CREW DIV II | 1,476,639.27 | 1,447,606.48 | 472.30 | 1,448,078.78 | 28,560.49 | 12,210.00 |
| 11100 ROAD FUND | 53570 PALOMAR-RF | 13,390.68 | 30,251.42 | 25,000.00 | 55,251.42 | (41,860.74) | 2,759.11 |
| 11100 ROAD FUND | 53580 SAN FELIPE-RF | 12,596.06 | 10,603.24 | 0.00 | 10,603.24 | 1,992.82 | |
| 11100 ROAD FUND | 53585 TRAFFIC ENG AND LOSS MIT-RF | 14,382,720.32 | 12,744,657.31 | 983,793.14 | 13,728,450.45 | 654,269.87 | 384,660.45 |
| 11100 ROAD FUND | 53632 FLOOD CONTROL ENGINEERING | 2,600,216.00 | 2,429,596.17 | 1,396.14 | 2,430,992.31 | 169,223.69 | 2,840,312.42 |
| 11100 ROAD FUND | 53635 LAND SURVEYING | 4,173,609.39 | 3,640,739.87 | 1,554.38 | 3,642,294.25 | 531,515.14 | 1,679,042.44 |
| 11100 ROAD FUND | 53645 DEPARTMENT ADMIN | 3,434,925.76 | 3,430,503.58 | 64,930.88 | 3,495,434.46 | (60,508.70) | 896,888.91 |
| 11100 ROAD FUND | 53646 DEPARTMENTWIDE ADMINISTRATION | 7,786,180.00 | 6,346,950.12 | 0.00 | 6,346,950.12 | 1,439,229.88 | 148,859,869.75 |
| 11100 ROAD FUND | 53647 ENVIRONMENTAL SERVICES UNIT | 3,561,061.24 | 2,917,807.97 | 523,976.92 | 3,441,784.89 | 119,276.35 | 1,872,329.01 |
| 11100 ROAD FUND | 53655 SPEC PROJECT/COMMUNIC-RF | 560,855.00 | 461,439.45 | 0.00 | 461,439.45 | 99,415.55 | 181,029.44 |
| 11100 ROAD FUND | 53660 PERSONNEL AND ADMIN SUPP | 1,865,359.26 | 2,030,689.31 | 2,556.31 | 2,033,245.62 | (167,886.36) | 307,819.92 |
| 11100 ROAD FUND | 53662 PRIVATE ROAD AND LANDSCAPE MA | 2,293,930.21 | 1,602,446.73 | 29,800.82 | 1,632,247.55 | 661,682.66 | 1,371,450.34 |
| 11100 ROAD FUND | 53665 FINANCIAL SERVICES-RF | 5,902,526.03 | 5,424,453.09 | 1,643.77 | 5,426,096.86 | 476,429.17 | 903,602.64 |
| 12020 CSHAF GILLESPIE HOUSING | 55981 CO SUCCESSOR HOUSING AGY GILL | 25,000.00 | 13,179.34 | 0.00 | 13,179.34 | 11,820.66 | 22,938.01 |
| 12022 CSHAF USDRIP HOUSING | 55983 CO SUCCESSOR HOUSING AGY USDR | 3,500.00 | 520.98 | 0.00 | 520.98 | 2,979.02 | 5,365.50 |

# PERIODIC FINANCIAL STATEMENT - SCHEDULE OF REVENUES AND EXPENDITURES BY FUND AND ORGANIZATIONAL UNIT - GL041

Date:13-AUG-2025 15:47:24

COSD
Current Period: ADJ-25

Currency: USD
No specific FUND requested

| FUND | ORG | REVISED BUDGET | EXPENDITURES | ENCUMBRANCES | EXPENDITURES & ENCUMBRANCES | REMAINING BUDGET | REVENUE |
|---|---|---|---|---|---|---|---|
| 12150 S D COUNTY LIGHT MAINT D | 95995 SAN DIEGO LGT MAINT 1 | 3,721,946.86 | 2,070,605.59 | 321,656.16 | 2,392,261.75 | 1,329,685.11 | 2,237,193.40 |
| 12200 COUNTY LIBRARY | 57300 LIBRARY DIRECTORS OFF | 689,693.17 | 870,297.65 | 8,968.93 | 879,266.58 | (189,573.41) | 53,565,645.22 |
| 12200 COUNTY LIBRARY | 57301 OPERATIONS AND ADMIN | 0.00 | 389.89 | 0.00 | 389.89 | (389.89) | |
| 12200 COUNTY LIBRARY | 57305 LIBRARY BUDGET & FINANCIAL SV | 6,484,525.31 | 3,735,730.56 | 5,652.09 | 3,741,382.65 | 2,743,142.66 | 883,016.63 |
| 12200 COUNTY LIBRARY | 57306 LIBRARY PAYROLL & PERSONNEL S | 1,161,394.50 | 1,185,965.51 | 890.54 | 1,186,856.05 | (25,461.55) | |
| 12200 COUNTY LIBRARY | 57310 LIBRARY SVCS OVERSIGHT | 761,197.78 | 802,868.90 | 36,625.56 | 839,494.46 | (78,296.68) | |
| 12200 COUNTY LIBRARY | 57315 ADULT LITERACY SVCS | 67,492.37 | 18,337.51 | 1,733.22 | 20,070.73 | 47,421.64 | |
| 12200 COUNTY LIBRARY | 57320 AUTOMATION SVCS | 5,131,414.37 | 3,995,948.12 | 201,239.79 | 4,197,187.91 | 934,226.46 | 564,614.31 |
| 12200 COUNTY LIBRARY | 57325 PROGRAM SERVICES | 668,179.37 | 805,598.56 | 135,246.11 | 940,844.67 | (272,665.30) | 123,636.03 |
| 12200 COUNTY LIBRARY | 57330 FACILITIES SVCS | 5,599,873.35 | 2,449,441.76 | 78,362.87 | 2,527,804.63 | 3,072,068.72 | 14,892.02 |
| 12200 COUNTY LIBRARY | 57335 COMMUNITY RELATIONS | 59.00 | 105.22 | 0.00 | 105.22 | (46.22) | |
| 12200 COUNTY LIBRARY | 57340 PUBLIC RELATIONS SVCS | 565,563.28 | 492,770.17 | 215.65 | 492,985.82 | 72,597.46 | |
| 12200 COUNTY LIBRARY | 57345 CIRCULATION SERVICES | 1,114,518.14 | 1,083,840.20 | 0.00 | 1,083,840.20 | 30,677.94 | 3,635.57 |
| 12200 COUNTY LIBRARY | 57350 YOUTH PROGRAM SERVICES | 1,058,162.83 | 1,305,901.70 | 29,413.83 | 1,335,315.53 | (277,152.70) | |
| 12200 COUNTY LIBRARY | 57355 LIBRARY MATERIALS COLLECTIONS | 8,519,143.64 | 7,964,421.62 | 92,359.29 | 8,056,780.91 | 462,362.73 | 16,798.13 |
| 12200 COUNTY LIBRARY | 57360 LIBRARY MAT CATALOGING | 1,177,972.19 | 1,113,832.96 | 1,626.61 | 1,115,459.57 | 62,512.62 | |
| 12200 COUNTY LIBRARY | 57365 LIBRARY MAT INTERCHANGE | 787,757.52 | 1,041,971.89 | 18,595.79 | 1,060,567.68 | (272,810.16) | |
| 12200 COUNTY LIBRARY | 57370 LIBRARY MAT-ILL AND GOV DOCS | 0.00 | 713.80 | 0.00 | 713.80 | (713.80) | |
| 12200 COUNTY LIBRARY | 57375 ALPINE BRANCH | 758,258.82 | 1,129,910.55 | 661.27 | 1,130,571.82 | (372,313.00) | 7,706.69 |
| 12200 COUNTY LIBRARY | 57380 BONITA BRANCH | 1,552,254.30 | 1,495,165.47 | 122,323.08 | 1,617,488.55 | (65,234.25) | 10,266.12 |
| 12200 COUNTY LIBRARY | 57385 BOOKMOBILE-EBK | 254,772.39 | 168,555.11 | 0.00 | 168,555.11 | 86,217.28 | |
| 12200 COUNTY LIBRARY | 57390 BOOKMOBILE-NBK | 209,764.39 | 69,189.61 | 0.00 | 69,189.61 | 140,574.78 | |
| 12200 COUNTY LIBRARY | 57395 BORREGO BRANCH | 785,571.79 | 1,089,850.91 | 3,528.09 | 1,093,379.00 | (307,807.21) | 6,817.20 |
| 12200 COUNTY LIBRARY | 57400 CAMPO BRANCH | 259,771.65 | 461,219.64 | 971.86 | 462,191.50 | (202,419.85) | 1,217.37 |
| 12200 COUNTY LIBRARY | 57405 CASA DE ORO BRANCH | 1,965,413.10 | 1,057,033.64 | 1,083,704.59 | 2,140,738.23 | (175,325.13) | 2,945.51 |
| 12200 COUNTY LIBRARY | 57410 CREST BRANCH | 347,843.94 | 389,353.11 | 564.16 | 389,917.27 | (42,073.33) | 259.05 |
| 12200 COUNTY LIBRARY | 57415 DESCANSO BRANCH | 419,747.77 | 381,614.43 | 109,179.26 | 490,793.69 | (71,045.92) | 5,583.27 |
| 12200 COUNTY LIBRARY | 57420 FALLBROOK BRANCH | 3,285,291.32 | 2,598,535.46 | 954,752.99 | 3,553,288.45 | (267,997.13) | 20,986.33 |
| 12200 COUNTY LIBRARY | 57425 JACUMBA BRANCH | 250,894.81 | 283,190.97 | 7,413.40 | 290,604.37 | (39,709.56) | 1,651.48 |
| 12200 COUNTY LIBRARY | 57430 JULIAN BRANCH | 1,291,252.76 | 797,351.36 | 945,316.72 | 1,742,668.08 | (451,415.32) | 3,053.51 |
| 12200 COUNTY LIBRARY | 57435 LAKESIDE BRANCH | 1,111,546.94 | 1,450,480.59 | 3,238.66 | 1,453,719.25 | (342,172.31) | 7,910.16 |
| 12200 COUNTY LIBRARY | 57440 LINCOLN ACRES BRANCH | 263,173.69 | 378,978.08 | 301.03 | 379,279.11 | (116,105.42) | 742.40 |
| 12200 COUNTY LIBRARY | 57445 PINE VALLEY BRANCH | 291,254.31 | 333,902.92 | 2,966.33 | 336,869.25 | (45,614.94) | 1,266.32 |
| 12200 COUNTY LIBRARY | 57450 POTRERO BRANCH | 233,012.07 | 292,862.99 | 4,354.19 | 297,217.18 | (64,205.11) | 1,066.27 |
| 12200 COUNTY LIBRARY | 57455 RAMONA BRANCH | 1,419,369.49 | 1,734,959.34 | 95,004.58 | 1,829,963.92 | (410,594.43) | 9,516.33 |
| 12200 COUNTY LIBRARY | 57460 RANCHO SAN DIEGO BRANCH | 1,585,708.45 | 1,737,803.52 | 232.61 | 1,738,036.13 | (152,327.68) | 10,996.75 |
| 12200 COUNTY LIBRARY | 57465 RANCHO SANTA FE BRANCH | 897,814.96 | 939,518.67 | 20,115.29 | 959,633.96 | (61,819.00) | 1,815.43 |
| 12200 COUNTY LIBRARY | 57470 SPRING VALLEY BRANCH | 838,193.74 | 1,021,877.73 | 712.06 | 1,022,589.79 | (184,396.05) | 3,164.26 |
| 12200 COUNTY LIBRARY | 57475 VALLEY CENTER BRANCH | 833,246.43 | 1,123,454.32 | 4,499.03 | 1,127,953.35 | (294,706.92) | 6,324.92 |
| 12200 COUNTY LIBRARY | 57481 4S RANCH BRANCH LIBRARY | 1,251,436.39 | 1,152,800.82 | 271,699.63 | 1,424,500.45 | (173,064.06) | 2,594.02 |
| 12200 COUNTY LIBRARY | 57485 LIBRARY OPERATIONS SUB | 0.00 | 32.98 | 0.00 | 32.98 | (32.98) | |
| 12200 COUNTY LIBRARY | 57490 CARDIFF BRANCH | 1,089,129.22 | 813,125.45 | 144,888.20 | 958,013.65 | 131,115.57 | 6,526.62 |
| 12200 COUNTY LIBRARY | 57495 DEL MAR BRANCH | 613,763.61 | 696,830.63 | 728.37 | 697,559.00 | (83,795.39) | 1,882.55 |
| 12200 COUNTY LIBRARY | 57500 EL CAJON BRANCH | 3,039,186.69 | 3,797,502.51 | 181,493.56 | 3,978,996.07 | (939,809.38) | 777,417.74 |
| 12200 COUNTY LIBRARY | 57505 ENCINITAS BRANCH | 1,674,957.95 | 1,924,214.84 | 1,329.72 | 1,925,544.56 | (250,586.61) | 28,169.01 |
| 12200 COUNTY LIBRARY | 57510 FLETCHER HILLS BRANCH | 385,922.89 | 391,105.08 | 280.61 | 391,385.69 | (5,462.80) | 2,548.02 |
| 12200 COUNTY LIBRARY | 57515 IMPERIAL BEACH BRANCH | 768,531.45 | 1,076,797.44 | 1,987.07 | 1,078,784.51 | (310,253.06) | 654,676.72 |
| 12200 COUNTY LIBRARY | 57520 LA MESA BRANCH | 1,639,499.13 | 1,687,491.76 | 78,645.08 | 1,766,136.84 | (126,637.71) | 169,098.47 |
| 12200 COUNTY LIBRARY | 57525 LEMON GROVE BRANCH | 910,230.72 | 996,569.90 | 44,750.94 | 1,041,320.84 | (131,090.12) | 323,013.63 |
| 12200 COUNTY LIBRARY | 57530 POWAY BRANCH | 1,424,246.07 | 1,548,689.01 | 15,571.84 | 1,564,260.85 | (140,014.78) | 2,183,165.05 |
| 12200 COUNTY LIBRARY | 57535 SAN MARCOS BRANCH | 1,982,634.60 | 2,070,126.08 | 497,197.60 | 2,567,323.68 | (584,689.08) | 3,765,762.70 |

# PERIODIC FINANCIAL STATEMENT - SCHEDULE OF REVENUES AND EXPENDITURES BY FUND AND ORGANIZATIONAL UNIT - GL041

Date:13-AUG-2025 15:47:24

COSD
Current Period: ADJ-25

Currency: USD
No specific FUND requested

| FUND | ORG | REVISED BUDGET | EXPENDITURES | ENCUMBRANCES | EXPENDITURES & ENCUMBRANCES | REMAINING BUDGET | REVENUE |
|---|---|---|---|---|---|---|---|
| 12200 COUNTY LIBRARY | 57540 SANTEE BRANCH | 1,218,900.94 | 1,469,025.40 | 211.01 | 1,469,236.41 | (250,335.47) | 476,677.98 |
| 12200 COUNTY LIBRARY | 57545 SOLANA BEACH | 881,466.03 | 831,686.65 | 38,522.27 | 870,208.92 | 11,257.11 | 85,257.49 |
| 12200 COUNTY LIBRARY | 57550 VISTA BRANCH | 2,420,273.57 | 2,704,115.49 | 123.47 | 2,704,239.96 | (283,966.39) | 1,738,999.78 |
| 12200 COUNTY LIBRARY | 57555 LIBRARY BRANCH OPERATIONS | 1,373,980.64 | 1,089,056.01 | 0.00 | 1,089,056.01 | 284,924.63 | 118,598.09 |
| 12200 COUNTY LIBRARY | 57560 TRAINING SERVICES | 241,771.00 | 120,611.98 | 1,490.00 | 122,101.98 | 119,669.02 | |
| 12200 COUNTY LIBRARY | 57565 BOOKS BY MAIL SERVICES | 70,647.38 | 97,485.43 | 1,562.38 | 99,047.81 | (28,400.43) | |
| 12250 SHERF ASSET FORFEIT PRGM | 59800 SHERIFF ASSET FORFEIT PRGM | 3,541,035.65 | 2,154,353.42 | 481,353.57 | 2,635,706.99 | 905,328.66 | 1,003,657.65 |
| 12251 SHERF ASSET FORFEIT US T | 59810 SHERIFF ASSET FORFEIT US TREA | 2,200,000.00 | 9,542.29 | 0.00 | 9,542.29 | 2,190,457.71 | 713,100.25 |
| 12252 SHERF ASSET FORFEIT STAT | 59820 SHERIFF ASSET FORFEIT STATE | 1,102,699.00 | 68,004.90 | 0.00 | 68,004.90 | 1,034,694.10 | 878,791.67 |
| 12300 DA ASSET FORFEIT FEDERAL | 60350 DA ASSET FORFEITURE PROG - FE | 2,233,721.41 | 10,432.99 | 153,112.38 | 163,545.37 | 2,070,176.04 | 203,607.69 |
| 12325 DA ASSET FORFEIT US TREA | 60375 DA ASSET FORFEITURE - US TREA | 50,000.00 | 0.00 | 0.00 | 0.00 | 50,000.00 | 9,909.99 |
| 12350 DA ASSET FORFEIT STATE | 60900 DA ASSET FORFEITURE-STATE | 350,000.00 | 341,985.12 | 4,169.13 | 346,154.25 | 3,845.75 | 232,110.65 |
| 12450 PROB ASSET FORFEIT PROG | 62000 PROBATION ASSET FORFEIT | 100,000.00 | 0.00 | 0.00 | 0.00 | 100,000.00 | 10,568.81 |
| 12451 PROB ASSET FORFEIT US TR | 62010 PROBATION ASSET FORFEIT US TR | 0.00 | 0.00 | 0.00 | 0.00 | 0.00 | 19.60 |
| 12452 PROB ASSET FORFEIT STATE | 62020 PROBATION ASSET FORFEIT STATE | 0.00 | 0.00 | 0.00 | 0.00 | 0.00 | 545.78 |
| 12500 SHERIFFS INCARC PPLS WEL | 62550 IPW CONTROL DIVISION | 1,001,916.10 | 774,843.97 | 7,650.00 | 782,493.97 | 219,422.13 | 2,934,704.91 |
| 12500 SHERIFFS INCARC PPLS WEL | 62560 IPW ADMINISTRATION | 22,605.00 | 15,183.60 | 0.00 | 15,183.60 | 7,421.40 | 526,671.19 |
| 12500 SHERIFFS INCARC PPLS WEL | 62570 IPW EAST MESA | 75,801.00 | 68,674.65 | 0.00 | 68,674.65 | 7,126.35 | |
| 12500 SHERIFFS INCARC PPLS WEL | 62580 IPW GEORGE BAILEY | 58,592.00 | 22,203.28 | 0.00 | 22,203.28 | 36,388.72 | |
| 12500 SHERIFFS INCARC PPLS WEL | 62583 IPW ROCK MOUNTAIN | 14,072.00 | 0.00 | 0.00 | 0.00 | 14,072.00 | |
| 12500 SHERIFFS INCARC PPLS WEL | 62590 IPW LAS COLINAS | 55,204.00 | 47,516.11 | 0.00 | 47,516.11 | 7,687.89 | |
| 12500 SHERIFFS INCARC PPLS WEL | 62595 IPW SOUTH BAY | 42,800.00 | 20,539.89 | 0.00 | 20,539.89 | 22,260.11 | |
| 12500 SHERIFFS INCARC PPLS WEL | 62605 IPW VISTA | 41,137.82 | 14,965.83 | 0.00 | 14,965.83 | 26,171.99 | |
| 12500 SHERIFFS INCARC PPLS WEL | 62625 IPW REENTRY PROGRAM | 6,804,227.10 | 4,810,428.91 | 485,674.18 | 5,296,103.09 | 1,508,124.01 | 50,075.65 |
| 12500 SHERIFFS INCARC PPLS WEL | 62630 IPW SAN DIEGO CENTRAL JAIL | 25,001.00 | 29,773.33 | 0.00 | 29,773.33 | (4,772.33) | |
| 12500 SHERIFFS INCARC PPLS WEL | 62634 IPW FOOD SERVICES | 30,000.00 | 646.10 | 0.00 | 646.10 | 29,353.90 | |
| 12550 WARD WELFARE FUND | 63350 WARD WELFARE FUND | 2,000.00 | 0.00 | 0.00 | 0.00 | 2,000.00 | 32,910.40 |
| 12555 PUB SAFETY PROP 172 SP R | 63400 PUBLIC SAFETY PROP172 REV | 433,426,674.30 | 399,933,698.93 | 733,245.66 | 400,666,944.59 | 32,759,729.71 | 383,183,405.89 |
| 12580 TOBACCO SECURITIZATION S | 63530 TOBACCO SECURITIZATION FUNDS | 29,814,624.00 | 29,744,696.56 | 0.00 | 29,744,696.56 | 69,927.44 | 7,349,071.38 |
| 12650 INACTIVE WASTE SITE MGMT | 63950 CLOSED LANDFILLS | 9,730,468.95 | 2,274,623.05 | 5,900,301.81 | 8,174,924.86 | 1,555,542.09 | 8,196,192.00 |
| 12675 WASTE PLANNING AND RECYC | 63970 COUNTY WASTE PLANNING AND REC | 7,646,476.74 | 4,698,518.40 | 851,041.42 | 5,549,559.82 | 2,096,916.92 | 6,777,874.69 |
| 12700 HILLSBOROUGH LNDFL MAINT | 64500 HILLSBOROUGH LNDFILL MNT | 0.00 | 0.00 | 0.00 | 0.00 | 0.00 | 2.12 |
| 12750 DUCK POND LANDFILL CLEAN | 65050 CTY DUCK POND LNDFL CLNUP | 14,669.00 | 0.00 | 0.00 | 0.00 | 14,669.00 | 12,298.68 |
| 12760 IHS PUBLIC AUTHORITY SPR | 63450 IHSS PUBLIC AUTHORITY SPECIAL | 51,504,727.00 | 51,334,164.39 | 0.00 | 51,334,164.39 | 170,562.61 | 51,352,764.39 |
| 13004 PLD AREA 4 LINCOLN ACRES | 96925 PLD-AREA 4 LINCOLN ACRES | 2,014,200.00 | 0.00 | 0.00 | 0.00 | 2,014,200.00 | 570.80 |
| 13015 PLD AREA 15 SWEETWATER | 96927 PLD-AREA 15 SWEETWATER | 2,000.00 | 0.00 | 0.00 | 0.00 | 2,000.00 | 11.08 |
| 13016 PLD AREA 16 OTAY | 96929 PLD - AREA 16 OTAY | 0.00 | 0.00 | 0.00 | 0.00 | 0.00 | 16.23 |
| 13019 PLD AREA 19 JAMUL | 96933 PLD-AREA 19 JAMUL | 300.00 | 0.00 | 0.00 | 0.00 | 300.00 | 175.71 |
| 13020 PLD AREA 20 SPRING VALLE | 96935 PLD-AREA 20 SPRING VALLEY | 638,270.53 | 637,270.53 | 0.00 | 637,270.53 | 1,000.00 | 10,444.37 |
| 13025 PLD AREA 25 LAKESIDE | 96937 PLD-AREA 25 LAKESIDE | 5,000.00 | 0.00 | 0.00 | 0.00 | 5,000.00 | 91,615.17 |
| 13026 PLD AREA 26 CREST | 96939 PLD-AREA 26 CREST | 33,380.74 | 32,380.74 | 0.00 | 32,380.74 | 1,000.00 | 7,126.98 |
| 13027 PLD AREA 27 ALPINE | 96941 PLD-AREA 27 ALPINE | 4,000.00 | 0.00 | 0.00 | 0.00 | 4,000.00 | 15,547.72 |
| 13028 PLD AREA 28 RAMONA | 96943 PLD-AREA 28 RAMONA | 243,835.14 | 2,237.81 | 235,835.14 | 238,072.95 | 5,762.19 | 27,168.11 |
| 13029 PLD AREA 29 ESCONDIDO | 96945 PLD-AREA 29 ESCONDIDO | 875,905.00 | 0.00 | 874,905.00 | 874,905.00 | 1,000.00 | 34,619.29 |
| 13030 PLD AREA 30 SAN MARCOS | 96947 PLD-AREA 30 SAN MARCOS | 918,158.00 | 0.00 | 916,158.00 | 916,158.00 | 2,000.00 | 37,856.17 |
| 13031 PLD AREA 31 SAN DIEGUITO | 96949 PLD-AREA 31 SAN DIEGUITO | 4,087,622.00 | 0.00 | 4,085,622.00 | 4,085,622.00 | 2,000.00 | 200,834.97 |
| 13032 PLD AREA 32 CARLSBAD | 96951 PLD-AREA 32 CARLSBAD | 2,000.00 | 0.00 | 0.00 | 0.00 | 2,000.00 | 1,767.54 |
| 13035 PLD AREA 35 FALLBROOK | 96955 PLD-AREA 35 FALLBROOK | 10,800.00 | 0.00 | 0.00 | 0.00 | 10,800.00 | 2,003.22 |
| 13036 PLD AREA 36 BONSALL | 96957 PLD-AREA 36 BONSALL | 826,982.24 | 822,982.24 | 0.00 | 822,982.24 | 4,000.00 | 29,399.48 |
| 13037 PLD AREA 37 VISTA | 96959 PLD-AREA 37 VISTA | 901,727.19 | 0.00 | 900,727.19 | 900,727.19 | 1,000.00 | 35,641.07 |
| 13038 PLD AREA 38 VALLEY CENTE | 96961 PLD-AREA 38 VALLEY CENTER | 40,475.92 | 2,536.19 | 35,475.92 | 38,012.11 | 2,463.81 | 3,050.48 |

# PERIODIC FINANCIAL STATEMENT - SCHEDULE OF REVENUES AND EXPENDITURES BY FUND AND ORGANIZATIONAL UNIT - GL041

Date:13-AUG-2025 15:47:24

COSD

Current Period: ADJ-25

Currency: USD

No specific FUND requested

| FUND | ORG | REVISED BUDGET | EXPENDITURES | ENCUMBRANCES | EXPENDITURES & ENCUMBRANCES | REMAINING BUDGET | REVENUE |
|---|---|---|---|---|---|---|---|
| 13039 PLD AREA 39 PAUMA VALLEY | 96963 PLD - AREA 39 PAUMA | 1,000.00 | 0.00 | 0.00 | 0.00 | 1,000.00 | 22,026.45 |
| 13040 PLD AREA 40 PALOMAR JULI | 96965 PLD-AREA 40 PALOMAR-JULIAN | 852,000.00 | 11,045.00 | 361,342.00 | 372,387.00 | 479,613.00 | 14,012.33 |
| 13041 PLD AREA 41 MTN EMPIRE | 96967 PLD - AREA 41 MOUNT EMPIRE | 500.00 | 0.00 | 0.00 | 0.00 | 500.00 | 6,577.37 |
| 13042 PLD AREA 42 ANZA BORREGO | 96969 PLD-AREA 42 ANZA-BORREGO | 1,000.00 | 0.00 | 0.00 | 0.00 | 1,000.00 | 4,105.04 |
| 13043 PLD AREA 43 CENTRAL MTN | 96971 PLDF CENTRAL MOUNTAIN | 300.00 | 0.00 | 0.00 | 0.00 | 300.00 | 978.55 |
| 13044 PLD AREA 44 OCEANSIDE | 96973 PLDF OCEANSIDE | 0.00 | 0.00 | 0.00 | 0.00 | 0.00 | 170.93 |
| 13045 PLD AREA 45 VALLE DE ORO | 96975 PLDF VALLE DE ORO | 500.00 | 0.00 | 0.00 | 0.00 | 500.00 | 714.04 |
| 13049 PLD ADMINISTRATIVE FEE | 96829 PLD ADMINISTRATIVE FEE | 751,000.00 | 56,065.51 | 0.00 | 56,065.51 | 694,934.49 | 82,725.63 |
| 13050 PLD ALPINE IMPRV IMPACT | 96830 PLD ALPINE IMPRV IMPACT FEE | 0.00 | 0.00 | 0.00 | 0.00 | 0.00 | 121,175.76 |
| 13052 PLD BONSALL IMPRV IMPACT | 96832 PLD BONSALL IMPRV IMPACT FEE | 1,000,000.00 | 1,000,000.00 | 0.00 | 1,000,000.00 | 0.00 | 161,776.85 |
| 13053 PLD CENTRL MTN IMPRV IMP | 96833 PLD CENTRAL MTN IMPRV IMPACT | 0.00 | 0.00 | 0.00 | 0.00 | 0.00 | 23,923.20 |
| 13054 PLD COUNTY ISL IMPRV IMP | 96834 PLD COUNTY ISL IMPRV IMPACT F | 0.00 | 0.00 | 0.00 | 0.00 | 0.00 | 41,800.11 |
| 13055 PLD CRESTDEHESA IMPV IMP | 96835 PLD CREST DEHESA IMPRV IMPACT | 0.00 | 0.00 | 0.00 | 0.00 | 0.00 | 90,676.04 |
| 13056 PLD DESERT IMPRV IMPACT | 96836 PLD DESERT IMPRV IMPACT FEE | 0.00 | 0.00 | 0.00 | 0.00 | 0.00 | 42,915.11 |
| 13057 PLD FALLBROOK IMPRV IMPA | 96837 PLD FALLBROOK IMPRV IMPACT FE | 917,483.33 | 917,483.33 | 0.00 | 917,483.33 | 0.00 | 279,086.09 |
| 13058 PLD JAMUL IMPRV IMPACT F | 96838 PLD JAMUL IMPRV IMPACT FEE | 0.00 | 0.00 | 0.00 | 0.00 | 0.00 | 120,310.44 |
| 13059 PLD JULIAN IMPRV IMPACT | 96839 PLD JULIAN IMPRV IMPACT FEE | 55,000.00 | 0.00 | 55,000.00 | 55,000.00 | 0.00 | 58,439.09 |
| 13060 PLD LAKESIDE IMPRV IMPAC | 96840 PLD LAKESIDE IMPRV IMPACT FEE | 0.00 | 0.00 | 0.00 | 0.00 | 0.00 | 356,107.59 |
| 13061 PLD MTN EMPIRE IMPRV IMP | 96841 PLD MTN EMPIRE IMPRV IMPACT F | 0.00 | 0.00 | 0.00 | 0.00 | 0.00 | 63,295.39 |
| 13062 PLD NC METRO IMPRV IMPAC | 96842 PLD NC METRO IMPRV IMPACT FEE | 0.00 | 0.00 | 0.00 | 0.00 | 0.00 | 948,250.47 |
| 13063 PLD N MTN IMPRV IMPACT F | 96843 PLD NORTH MTN IMPRV IMPACT FE | 0.00 | 0.00 | 0.00 | 0.00 | 0.00 | 15,327.63 |
| 13065 PLD PALA PMA IMPRV IMPAC | 96845 PLD PALA PAUMA IMPRV IMPACT F | 0.00 | 0.00 | 0.00 | 0.00 | 0.00 | 41,891.92 |
| 13066 PLD PENDLETON IMPRV IMPA | 96846 PLD PENDLETON IMPRV IMPACT FE | 0.00 | 0.00 | 0.00 | 0.00 | 0.00 | 18,244.24 |
| 13067 PLD RAINBOW IMPRV IMPACT | 96847 PLD RAINBOW IMPRV IMPACT FEE | 0.00 | 0.00 | 0.00 | 0.00 | 0.00 | 2,160.52 |
| 13068 PLD RAMONA IMPRV IMPACT | 96848 PLD RAMONA IMPRV IMPACT FEE | 699,347.91 | 699,347.91 | 0.00 | 699,347.91 | 0.00 | 321,076.13 |
| 13069 PLD SAN DGTO IMPRV IMPAC | 96849 PLD SAN DIEGUITO IMPRV IMPACT | 30,848.49 | 30,848.49 | 0.00 | 30,848.49 | 0.00 | 306,175.34 |
| 13070 PLD SPRING VY IMPRV IMPA | 96850 PLD SPRING VLY IMPRV IMPACT F | 2,377,639.74 | 2,377,639.74 | 0.00 | 2,377,639.74 | 0.00 | 182,270.92 |
| 13071 PLD SWEETWATR IMPRV IMPA | 96851 PLD SWEETWATER IMPRV IMPACT F | 0.00 | 0.00 | 0.00 | 0.00 | 0.00 | 61,306.26 |
| 13072 PLD VALLE DE ORO IMPV IM | 96852 PLD VALLE DE ORO IMPRV IMPACT | 0.00 | 0.00 | 0.00 | 0.00 | 0.00 | 109,147.62 |
| 13073 PLD VALLEY CTR IMPRV IMP | 96853 PLD VALLEY CTR IMPRV IMPACT F | 0.00 | 0.00 | 0.00 | 0.00 | 0.00 | 341,629.45 |
| 13080 PLD ALPINE LAND ACQ IMPA | 96860 PLD ALPINE LAND ACQ IMPACT FE | 0.00 | 0.00 | 0.00 | 0.00 | 0.00 | 9,906.75 |
| 13082 PLD BONSALL LAND ACQ IMP | 96862 PLD BONSALL LAND ACQ IMPACT F | 0.00 | 0.00 | 0.00 | 0.00 | 0.00 | 24,919.89 |
| 13083 PLD CENTRL MTN LND ACQ I | 96863 PLD CENTRAL MTN LAND ACQ IMPA | 0.00 | 0.00 | 0.00 | 0.00 | 0.00 | 3,690.66 |
| 13084 PLD COUNTY ISL LND ACQ I | 96864 PLD COUNTY ISL LAND ACQ IMPAC | 0.00 | 0.00 | 0.00 | 0.00 | 0.00 | 7,910.11 |
| 13085 PLD CRESTDEHESA LD ACQ I | 96865 PLD CREST DEHESA LAND ACQ IMP | 0.00 | 0.00 | 0.00 | 0.00 | 0.00 | 11,601.65 |
| 13086 PLD DESERT LAND ACQ IMPA | 96866 PLD DESERT LAND ACQ IMPACT FE | 0.00 | 0.00 | 0.00 | 0.00 | 0.00 | 591.75 |
| 13087 PLD FALLBROOK LND ACQ IM | 96867 PLD FALLBROOK LAND ACQ IMPACT | 0.00 | 0.00 | 0.00 | 0.00 | 0.00 | 31,525.11 |
| 13088 PLD JAMUL LAND ACQ IMPAC | 96868 PLD JAMUL LAND ACQ IMPACT FEE | 0.00 | 0.00 | 0.00 | 0.00 | 0.00 | 12,570.74 |
| 13089 PLD JULIAN LAND ACQ IMPA | 96869 PLD JULIAN LAND ACQ IMPACT FE | 0.00 | 0.00 | 0.00 | 0.00 | 0.00 | 2,146.18 |
| 13090 PLD LAKESIDE LND ACQ IMP | 96870 PLD LAKESIDE LAND ACQ IMPACT | 0.00 | 0.00 | 0.00 | 0.00 | 0.00 | 31,965.38 |
| 13091 PLD MTN EMPIRE LND ACQ I | 96871 PLD MTN EMPIRE LAND ACQ IMPAC | 0.00 | 0.00 | 0.00 | 0.00 | 0.00 | 1,098.69 |
| 13092 PLD NC METRO LND ACQ IMP | 96872 PLD NC METRO LAND ACQ IMPACT | 0.00 | 0.00 | 0.00 | 0.00 | 0.00 | 118,636.76 |
| 13093 PLD N MTN LAND ACQ IMPAC | 96873 PLD NORTH MTN LAND ACQ IMPACT | 0.00 | 0.00 | 0.00 | 0.00 | 0.00 | 559.34 |
| 13095 PLD PALA PMA LND ACQ IMP | 96875 PLD PALA PAUMA LAND ACQ IMPAC | 0.00 | 0.00 | 0.00 | 0.00 | 0.00 | 2,482.46 |
| 13096 PLD PENDLETON LND ACQ IM | 96876 PLD PENDLETON LAND ACQ IMPACT | 0.00 | 0.00 | 0.00 | 0.00 | 0.00 | 489.92 |
| 13097 PLD RAINBOW LAND ACQ IMP | 96877 PLD RAINBOW LAND ACQ IMPACT F | 0.00 | 0.00 | 0.00 | 0.00 | 0.00 | 56.38 |
| 13098 PLD RAMONA LAND ACQ IMPA | 96878 PLD RAMONA LAND ACQ IMPACT FE | 0.00 | 0.00 | 0.00 | 0.00 | 0.00 | 25,029.75 |
| 13099 PLD SAN DGTO LND ACQ IMP | 96879 PLD SAN DIEGUITO LAND ACQ IMP | 0.00 | 0.00 | 0.00 | 0.00 | 0.00 | 161,367.54 |
| 13100 PLD SPRING VY LND ACQ IM | 96880 PLD SPRING VLY LAND ACQ IMPAC | 0.00 | 0.00 | 0.00 | 0.00 | 0.00 | 36,364.97 |
| 13101 PLD SWEETWATR LND ACQ IM | 96881 PLD SWEETWATER LAND ACQ IMPAC | 0.00 | 0.00 | 0.00 | 0.00 | 0.00 | 18,931.52 |
| 13102 PLD VALLE DE ORO LD ACQ | 96882 PLD VALLE DE ORO LAND ACQ IMP | 0.00 | 0.00 | 0.00 | 0.00 | 0.00 | 18,606.68 |

# PERIODIC FINANCIAL STATEMENT - SCHEDULE OF REVENUES AND EXPENDITURES BY FUND AND ORGANIZATIONAL UNIT - GL041

Date:13-AUG-2025 15:47:24

COSD
Current Period. ADJ-25

Currency: USD
No specific FUND requested

| FUND | ORG | REVISED BUDGET | EXPENDITURES | ENCUMBRANCES | EXPENDITURES & ENCUMBRANCES | REMAINING BUDGET | REVENUE |
|---|---|---|---|---|---|---|---|
| 13103 PLD VALLEY CTR LND ACQ I | 96883 PLD VALLEY CTR LAND ACQ IMPAC | 0.00 | 0.00 | 0.00 | 0.00 | 0.00 | 25,110.27 |
| 13112 PLD BONSALL IN LIEU FEE | 96892 PLD BONSALL IN LIEU FEE | 0.00 | 0.00 | 0.00 | 0.00 | 0.00 | 5,301.13 |
| 13117 PLD FALLBROOK IN LIEU FE | 96897 PLD FALLBROOK IN LIEU FEE | 28,323.00 | 28,323.00 | 0.00 | 28,323.00 | 0.00 | 945.40 |
| 13120 PLD LAKESIDE IN LIEU FEE | 96900 PLD LAKESIDE IN LIEU FEE | 0.00 | 0.00 | 0.00 | 0.00 | 0.00 | 1,388.18 |
| 13122 PLD NC METRO IN LIEU FEE | 96902 PLD NC METRO IN LIEU FEE | 0.00 | 0.00 | 0.00 | 0.00 | 0.00 | 1,935.92 |
| 13126 PLD RAMONA IN LIEU FEE | 96906 PLD RAMONA IN LIEU FEE | 0.00 | 0.00 | 0.00 | 0.00 | 0.00 | 138.42 |
| 13129 PLD SAN DGTO IN LIEU FEE | 96909 PLD SAN DIEGUITO IN LIEU FEE | 0.00 | 0.00 | 0.00 | 0.00 | 0.00 | 7,660.77 |
| 13130 PLD SPRING VY IN LIEU FE | 96910 PLD SPRING VLY IN LIEU FEE | 188,149.90 | 103,149.90 | 85,000.00 | 188,149.90 | 0.00 | 3,863.60 |
| 13131 PLD SWEETWATR IN LIEU FE | 96911 PLD SWEETWATER IN LIEU FEE | 0.00 | 0.00 | 0.00 | 0.00 | 0.00 | 36.82 |
| 13132 PLD VALLE DE ORO IN LIEU | 96912 PLD VALLE DE ORO IN LIEU FEE | 0.00 | 0.00 | 0.00 | 0.00 | 0.00 | 1,708.30 |
| 13133 PLD VALLEY CTR IN LIEU F | 96913 PLD VALLEY CTR IN LIEU FEE | 0.00 | 0.00 | 0.00 | 0.00 | 0.00 | 4,506.63 |
| 13695 SANCAL 2023 CPH LAB COC | 96266 SANCAL 2023 CPH LAB COC RELOC | 0.00 | 15,202,050.35 | 0.00 | 15,202,050.35 | (15,202,050.35) | 915,820.73 |
| 14005 PRD 6 PAUMA VALLEY | 95101 PRD 6 PAUMA VALLEY 95101 | 238,114.00 | 40,582.24 | 12,310.77 | 52,893.01 | 185,220.99 | 69,481.15 |
| 14010 PRD 8 MAGEE ROAD PALA | 95102 PRD 8 MAGEE RD-PALA 95102 | 129,430.00 | 12,769.04 | 0.00 | 12,769.04 | 116,660.96 | 51,900.03 |
| 14015 PRD 9 SANTA FE ZONE B | 95103 PRD 9 B SANTA FE 95103 | 247,397.00 | 31,604.53 | 0.00 | 31,604.53 | 215,792.47 | 39,219.24 |
| 14020 PRD 10 DAVIS DRIVE | 95104 PRD 10 DAVIS DR 95104 | 48,224.00 | 5,640.32 | 0.00 | 5,640.32 | 42,583.68 | 14,167.60 |
| 14025 PRD 11 BERNARDO ROAD ZN | 95105 PRD 11 A BERNARDO RD 95105 | 104,823.00 | 7,079.39 | 0.00 | 7,079.39 | 97,743.61 | 24,395.69 |
| 14030 PRD 11 BERNARDO ROAD ZN | 95106 PRD 11 C BERNARDO RD 95106 | 11,644.00 | 3,514.66 | 0.00 | 3,514.66 | 8,129.34 | 4,630.35 |
| 14035 PRD 11 BERNARDO ROAD ZN | 95107 PRD 11 D BERNARDO RD 95107 | 46,969.00 | 12,985.82 | 25,862.94 | 38,848.76 | 8,120.24 | 9,717.34 |
| 14040 PRD 12 LOMAIR | 95108 PRD 12 LOMAIR 95108 | 139,750.00 | 6,468.34 | 0.00 | 6,468.34 | 133,281.66 | 32,910.36 |
| 14045 PRD 13 PALA MESA ZONE A | 95109 PRD 13 A PALA MESA 95109 | 529,384.27 | 120,008.12 | 1,769.80 | 121,777.92 | 407,606.35 | 154,102.26 |
| 14050 PRD 13 STEWART CANYON ZN | 95110 PRD 13 B STEWART CANYON 95110 | 135,595.58 | 60,230.12 | 0.00 | 60,230.12 | 75,365.46 | 36,887.26 |
| 14060 PRD 16 WYNOLA | 95112 PRD 16 WYNOLA 95112 | 163,406.00 | 13,857.39 | 0.00 | 13,857.39 | 149,548.61 | 39,152.40 |
| 14065 CSA 17 SAN DIEGUITO AMBU | 95113 CSA 17 SAN DGTO AMBUL 95113 | 140,000.00 | 129,261.66 | 0.00 | 129,261.66 | 10,738.34 | 1,191.00 |
| 14070 PRD 18 HARRISON PARK | 95114 PRD 18 HARRISON PARK 95114 | 95,033.43 | 31,860.39 | 0.00 | 31,860.39 | 63,173.04 | 61,060.78 |
| 14080 PRD 20 DAILY ROAD | 95115 PRD 20 DAILY ROAD 95115 | 308,774.13 | 90,529.28 | 0.00 | 90,529.28 | 218,244.85 | 150,013.75 |
| 14085 PRD 21 PAUMA HEIGHTS | 95116 PRD 21 PAUMA HEIGHTS 95116 | 815,456.08 | 33,970.41 | 12,047.03 | 46,017.44 | 769,438.64 | 105,341.20 |
| 14090 PRD 22 WEST DOUGHERTY ST | 95117 PRD 22 W DOUGHERTY ST 95117 | 5,974.00 | 2,245.21 | 0.00 | 2,245.21 | 3,728.79 | 2,846.05 |
| 14095 PRD 23 ROCK TERRACE ROAD | 95118 PRD 23 ROCK TERRCE RD 95118 | 24,397.00 | 3,989.79 | 0.00 | 3,989.79 | 20,407.21 | 8,819.15 |
| 14100 PRD 24 MT WHITNEY ROAD | 95119 PRD 24 MT WHITNEY RD 95119 | 98,178.00 | 6,736.77 | 0.00 | 6,736.77 | 91,441.23 | 15,156.03 |
| 14105 CSA 26 RANCHO SAN DIEGO | 95120 CSA 26 RANCHO SAN DGO 95120 | 473,462.54 | 349,311.50 | 82,437.08 | 431,748.58 | 41,713.96 | 301,230.08 |
| 14110 CSA 26 COTTONWD VILLG ZN | 95121 PRD 26 A COTTONWD VI 95121 | 493,310.43 | 222,461.64 | 69,439.86 | 291,901.50 | 201,408.93 | 280,364.88 |
| 14115 CSA 26 MONTE VISTA ZN B | 95122 PRD 26 B MONTE VISTA 95122 | 290,558.01 | 164,079.71 | 45,828.36 | 209,908.07 | 80,649.94 | 147,184.61 |
| 14118 CSA 26 SD LANDSCAPE MAIN | 95397 LMD ZONE 1 | 196,891.54 | 193,916.86 | 0.00 | 193,916.86 | 2,974.68 | 191,956.00 |
| 14119 LMD ZONE 2 JULIAN | 95156 LMD ZONE 2 JULIAN | 113,159.54 | 87,952.21 | 3,718.54 | 91,670.75 | 21,488.79 | 108,839.17 |
| 14120 PRD 30 ROYAL OAKS CARROL | 95123 PRD 30 ROYAL OAKS-CAR 95123 | 63,120.00 | 18,910.11 | 0.00 | 18,910.11 | 44,209.89 | 12,444.09 |
| 14125 PRD 38 GAY RIO TERRACE | 95124 PRD 38 GAY RIO TERRACE 95124 | 81,687.00 | 12,112.81 | 0.00 | 12,112.81 | 69,574.19 | 16,767.29 |
| 14135 PRD 45 RINCON SPRINGS RD | 95126 PRD 45 RINCON SPRINGS 95126 | 39,745.00 | 7,702.54 | 0.00 | 7,702.54 | 32,042.46 | 13,608.47 |
| 14140 PRD 46 ROCOSO ROAD | 95127 PRD 46 ROCOSO ROAD 95127 | 241,246.00 | 11,259.24 | 0.00 | 11,259.24 | 229,986.76 | 66,099.91 |
| 14145 PRD 49 SUNSET KNOLLS ROA | 95128 PRD 49 SUNSET KNLS RD 95128 | 73,113.00 | 7,841.16 | 0.00 | 7,841.16 | 65,271.84 | 9,830.95 |
| 14150 PRD 50 KNOLL PARK LANE | 95129 PRD 50 KNOLL PARK LN 95129 | 58,806.00 | 2,730.47 | 0.00 | 2,730.47 | 56,075.53 | 14,108.69 |
| 14155 PRD 53 KNOLL PARK | 95130 PRD 53 KNOLL PK LN EX 95130 | 201,794.00 | 9,144.92 | 0.00 | 9,144.92 | 192,649.08 | 31,535.88 |
| 14160 PRD 54 MT HELIX | 95131 PRD 54 MT HELIX 95131 | 134,189.00 | 6,510.37 | 0.00 | 6,510.37 | 127,678.63 | 24,221.12 |
| 14165 PRD 55 RAINBOW CREST RD | 95132 PRD 55 RAINBOW CREST 95132 | 366,568.50 | 16,185.36 | 0.00 | 16,185.36 | 350,383.14 | 80,972.19 |
| 14170 PRD 60 RIVER DRIVE | 95133 PRD 60 RIVER DRIVE 95133 | 113,974.00 | 5,913.21 | 0.00 | 5,913.21 | 108,060.79 | 29,377.73 |
| 14175 PRD 61 GREEN MEADOW WAY | 95134 PRD 61 GRN MEADOW WAY 95134 | 256,822.00 | 115,721.05 | 0.00 | 115,721.05 | 141,100.95 | 23,750.74 |
| 14180 PRD 63 HILLVIEW ROAD | 95135 PRD 63 HILLVIEW ROAD 95135 | 436,331.00 | 316,702.06 | 0.00 | 316,702.06 | 119,628.94 | 63,343.53 |
| 14190 CSA 69 HEARTLAND PARAMED | 95137 CSA 69 HEARTLAND PARA 95137 | 240,000.00 | 230,675.70 | 0.00 | 230,675.70 | 9,324.30 | 92.84 |
| 14195 PRD 70 EL CAMINO CORTO | 95138 PRD 70 EL CAMINO CORT 95138 | 40,119.00 | 5,402.55 | 0.00 | 5,402.55 | 34,716.45 | 12,738.23 |
| 14200 PRD 75 GAY RIO DR ZONE A | 95139 PRD 75 A GAY RIO DRIVE 95139 | 108,115.00 | 3,087.84 | 0.00 | 3,087.84 | 105,027.16 | 30,244.36 |
| 14205 PRD 75 GAY RIO DR ZONE B | 95140 PRD 75 B GAY RIO DRIVE 95140 | 56,638.00 | 4,890.06 | 0.00 | 4,890.06 | 51,747.94 | 36,714.99 |

# PERIODIC FINANCIAL STATEMENT - SCHEDULE OF REVENUES AND EXPENDITURES BY FUND AND ORGANIZATIONAL UNIT - GL041

Date:13-AUG-2025 15:47:24

COSD

Current Period: ADJ-25

Currency: USD

No specific FUND requested

| FUND | ORG | REVISED BUDGET | EXPENDITURES | ENCUMBRANCES | EXPENDITURES & ENCUMBRANCES | REMAINING BUDGET | REVENUE |
|---|---|---|---|---|---|---|---|
| 14220 PRD 76 KINGSFORD COURT | 95142 PRD 76 KINGSFORD CT 95142 | 48,151.00 | 3,482.96 | 0.00 | 3,482.96 | 44,668.04 | 15,655.06 |
| 14225 PRD 77 MONTIEL TRUCK TRA | 95143 PRD 77 MONTIEL TRK TR 95143 | 221,868.00 | 15,573.77 | 0.00 | 15,573.77 | 206,294.23 | 37,770.30 |
| 14230 PRD 78 GARDENA WAY | 95144 PRD 78 GARDENA AY 95144 | 113,914.00 | 53,619.30 | 0.00 | 53,619.30 | 60,294.70 | 18,453.10 |
| 14235 PRD 80 HARRIS TRUCK TRAI | 95145 PRD 80 HARRIS TRK TRL 95145 | 301,289.00 | 26,604.50 | 67,290.41 | 93,894.91 | 207,394.09 | 32,916.56 |
| 14240 CSA 81 FALLBROOK LOCAL P | 95146 CSA 81 FALLBROOK PARK 95146 | 689,656.25 | 672,482.36 | 3,245.25 | 675,727.61 | 13,928.64 | 814,376.51 |
| 14245 CSA 83 SAN DIEGUITO LOC | 95147 CSA 83 SN DGTO LOC 95147 | 1,241,429.62 | 727,373.95 | 121,849.60 | 849,223.55 | 392,206.07 | 1,160,208.81 |
| 14246 CSA 83A ZONE A4S RANCH P | 95155 CSA 83A 4S RANCH PARK | 1,408,100.86 | 1,231,670.71 | 47,941.90 | 1,279,612.61 | 128,488.25 | 1,062,325.79 |
| 14255 PRD 88 EAST FIFTH ST | 95149 PRD 88 EAST FIFTH S 95149 | 47,466.00 | 5,243.26 | 0.00 | 5,243.26 | 42,222.74 | 11,307.88 |
| 14265 PRD 90 SOUTH CORDOBA | 95151 PRD 90 SOUTH CORDOV 95151 | 63,679.00 | 3,623.80 | 0.00 | 3,623.80 | 60,055.20 | 13,514.53 |
| 14270 PRD 94 ROBLE GRANDE ROAD | 95152 PRD 94 ROBLE GRNDE 95152 | 248,293.00 | 3,769.78 | 0.00 | 3,769.78 | 244,523.22 | 56,557.11 |
| 14275 PRD 95 VALLE DEL SOL | 95153 PRD 95 VALLE DEL SO 95153 | 428,718.00 | 16,084.18 | 0.00 | 16,084.18 | 412,633.82 | 57,797.84 |
| 14280 PRD 99 ALLONDRA DEL CORV | 95154 PRD 99 VIA ALLNDRA- 95154 | 116,985.00 | 4,837.11 | 0.00 | 4,837.11 | 112,147.89 | 28,616.79 |
| 14290 PRD 101 JOHNSON LAKE RD | 95356 PRD 101 JOHNSON LK 95356 | 131,931.00 | 8,314.20 | 0.00 | 8,314.20 | 123,616.80 | 32,371.57 |
| 14295 PRD 101 HI RIDGE RD ZONE | 95357 PRD 101 A HI-RIDGE R 95357 | 218,734.00 | 35,763.29 | 0.00 | 35,763.29 | 182,970.71 | 42,351.81 |
| 14300 PRD 102 MT MEADOW | 95358 PRD 102 MTN MEADOW 95358 | 229,182.09 | 26,013.73 | 6,508.09 | 32,521.82 | 196,660.27 | 67,313.45 |
| 14315 PRD 103 ALTO DRIVE | 95361 PRD 103 ALTO DRIVE 95361 | 176,224.00 | 5,759.19 | 0.00 | 5,759.19 | 170,464.81 | 24,541.45 |
| 14320 PRD 104 ARTESIAN RD | 95362 PRD 104 ARTESIAN RO 95362 | 27,120.00 | 13,845.94 | 0.00 | 13,845.94 | 13,274.06 | 155,666.13 |
| 14330 PRD 105 ALTA LOMA DR | 95364 PRD 105 ALTA LOMA D 95364 | 113,487.00 | 19,951.58 | 89,444.00 | 109,395.58 | 4,091.42 | 25,129.78 |
| 14335 PRD 105 ALTA LOMA DR ZN | 95365 PRD 105 A ALTA LOMA D 95365 | 117,945.00 | 13,480.21 | 100,249.00 | 113,729.21 | 4,215.79 | 23,135.55 |
| 14340 PRD 106 GARRISON WAY ET | 95366 PRD 106 GARRISON AY 95366 | 98,795.00 | 14,882.16 | 0.00 | 14,882.16 | 83,912.84 | 34,004.55 |
| 14410 PRD 117 LEGEND ROCK | 95380 PRD 117 LEGEND ROCK 95380 | 460,538.00 | 361,358.67 | 0.00 | 361,358.67 | 99,179.33 | 190,221.29 |
| 14440 CSA 122 OTAY MESA EAST | 95386 PRD 122 OTAY MESA E 95386 | 7,152.00 | 0.00 | 0.00 | 0.00 | 7,152.00 | 294.14 |
| 14445 PRD 123 MIZPAH LANE | 95387 PRD 123 MIZPAH LANE 95387 | 67,194.00 | 4,483.77 | 0.00 | 4,483.77 | 62,710.23 | 12,931.82 |
| 14455 PRD 125 WRIGHTWOOD ROAD | 95389 PRD 125 WRIGHTWOOD 95389 | 51,091.00 | 8,193.74 | 0.00 | 8,193.74 | 42,897.26 | 12,122.24 |
| 14460 PRD 126 SANDHURST WAY | 95390 PRD 126 SANDHURST W 95390 | 19,127.00 | 3,779.32 | 0.00 | 3,779.32 | 15,347.68 | 5,326.13 |
| 14465 PRD 127 SINGING TRAILS D | 95391 PRD 127 SINGING TRAILS 95391 | 58,381.00 | 18,043.18 | 0.00 | 18,043.18 | 40,337.82 | 19,094.92 |
| 14470 CSA 128 SAN MIGUEL PARK | 95392 CSA 128 SN MIGUEL PRK 95392 | 1,644,531.36 | 1,601,207.59 | 39,455.35 | 1,640,662.94 | 3,868.42 | 1,476,566.65 |
| 14480 PRD 130 WILKES ROAD | 95394 PRD 130 WILKES ROAD 95394 | 91,036.00 | 9,521.43 | 0.00 | 9,521.43 | 81,514.57 | 32,324.81 |
| 14500 PRD 133 RANCH CREEK ROAD | 95398 PRD 133 RNCH CREEK RD 95398 | 235,442.00 | 8,695.98 | 0.00 | 8,695.98 | 226,746.02 | 60,231.17 |
| 14505 PRD 134 KENORA LANE | 95399 PRD 134 KENORA LANE 95399 | 38,781.00 | 3,528.81 | 0.00 | 3,528.81 | 35,252.19 | 13,401.39 |
| 14610 SDCFPD FIRE MITIGATION | 95210 SDCFPD FIRE MITIGATION | 4,100,000.00 | 106,933.65 | 3,993,066.35 | 4,100,000.00 | 0.00 | 1,036,410.63 |
| 14611 SD COUNTY FIRE PROTECTIO | 95211 SAN DIEGO COUNTY FIRE PROTECT | 9,985,959.99 | 9,623,365.37 | 309,441.50 | 9,932,806.87 | 53,153.12 | 13,222,617.48 |
| 14612 SDCFPD MT LAGUNA | 95212 SDCFPD MT LAGUNA | 18,000.00 | 18,000.00 | 0.00 | 18,000.00 | 0.00 | 18,905.78 |
| 14613 SDCFPD PALOMAR | 95213 SDCFPD PALOMAR | 73,000.00 | 72,950.00 | 0.00 | 72,950.00 | 50.00 | 74,993.53 |
| 14614 SDCFPD DESCANSO | 95214 SDCFPD DESCANSO | 57,000.00 | 57,000.00 | 0.00 | 57,000.00 | 0.00 | 60,379.60 |
| 14615 SDCFPD DULZURA | 95215 SDCFPD DULZURA | 13,000.00 | 13,000.00 | 0.00 | 13,000.00 | 0.00 | 12,507.97 |
| 14616 SDCFPD TECATE | 95216 SDCFPD TECATE | 11,000.00 | 11,000.00 | 0.00 | 11,000.00 | 0.00 | 10,155.61 |
| 14617 SDCFPD POTRERO | 95217 SDCFPD POTRERO | 16,000.00 | 16,000.00 | 0.00 | 16,000.00 | 0.00 | 15,697.30 |
| 14618 SDCFPD JACUMBA | 95218 SDCFPD JACUMBA | 18,000.00 | 18,000.00 | 0.00 | 18,000.00 | 0.00 | 17,333.04 |
| 14619 SDCFPD RURAL WEST | 95219 SDCFPD RURAL WEST | 450,000.00 | 450,000.00 | 0.00 | 450,000.00 | 0.00 | 377,289.37 |
| 14620 SDCFPD YUIMA | 95220 SDCFPD YUIMA | 52,000.00 | 52,000.00 | 0.00 | 52,000.00 | 0.00 | 51,149.19 |
| 14621 SDCFPD JULIAN | 95221 SDCFPD JULIAN | 111,779.12 | 110,000.00 | 0.00 | 110,000.00 | 1,779.12 | 103,599.94 |
| 14622 SDCFPD RAMONA | 95222 SDCFPD RAMONA | 2,600,000.00 | 1,336,765.78 | 0.00 | 1,336,765.78 | 1,263,234.22 | 1,415,430.29 |
| 14624 SDCFPD BORREGO | 95224 SDCFPD BORREGO | 0.00 | 0.00 | 0.00 | 0.00 | 0.00 | 259,221.84 |
| 14625 SDCFPD RAMONA EDU DELINQ | 95225 SDCFPD RAMONA EDU DELINQUENT | 0.00 | 0.00 | 0.00 | 0.00 | 0.00 | 1,342,484.53 |
| 14810 CSA 135 DEL MAR 800MHZ Z | 95402 CSA 135 B DEL MAR 800 MHZ 954 | 43,495.00 | 38,704.60 | 0.00 | 38,704.60 | 4,790.40 | 45,165.47 |
| 14830 CSA 135 POWAY 800 MHZ ZO | 95406 CSA 135 F POWAY 800 MHZ 95406 | 221,000.00 | 219,824.15 | 0.00 | 219,824.15 | 1,175.85 | 153,484.20 |
| 14840 CSA 135 SOLANA BCH 800MH | 95408 CSA 135 H SOLANA BEACH 800 MH | 39,615.00 | 36,419.57 | 0.00 | 36,419.57 | 3,195.43 | 40,272.15 |
| 14850 CSA 135 BORR SPRNG FPD 8 | 95410 CSA 135 K BORREGO SPRINGS 954 | 8,550.00 | 7,463.50 | 0.00 | 7,463.50 | 1,086.50 | 1,144.29 |
| 14900 CSA 136 SUNDANCE DET BAS | 95420 PRD 136 SUNDANCE DETN 95420 | 23,913.17 | 15,412.46 | 1,912.16 | 17,324.62 | 6,588.55 | 28,567.44 |
| 14907 CSA 138 VALLEY CENTER PA | 95447 CSA 138 VALLEY CENTER PARK | 378,734.28 | 355,907.12 | 16,863.33 | 372,770.45 | 5,963.83 | 395,139.80 |

# PERIODIC FINANCIAL STATEMENT - SCHEDULE OF REVENUES AND EXPENDITURES BY FUND AND ORGANIZATIONAL UNIT - GL041

Date:13-AUG-2025 15:47:24

COSD

Current Period: ADJ-25

Currency: USD

No specific FUND requested

| FUND | ORG | REVISED BUDGET | EXPENDITURES | ENCUMBRANCES | EXPENDITURES & ENCUMBRANCES | REMAINING BUDGET | REVENUE |
|---|---|---|---|---|---|---|---|
| 14995 COUNTY SERVICE AREA 17 | 95495 COUNTY SERVICE AREA 17 95495 | 8,609,701.76 | 7,952,845.63 | 24,810.72 | 7,977,656.35 | 632,045.41 | 8,291,583.56 |
| 14996 COUNTY SERVICE AREA 69 | 95496 COUNTY SERVICE AREA 69 95496 | 821,718.31 | 8,089.80 | 5,069.29 | 13,159.09 | 808,559.22 | 321,924.46 |
| 14997 SDCFPD AMBULANCE SERVICE | 95497 SDCFPD AMBULANCE SERVICE AREA | 23,446,279.84 | 21,591,479.76 | 1,084,481.75 | 22,675,961.51 | 770,318.33 | 22,409,094.14 |
| 15000 SD CO FLOOD CONTROL DIST | 95600 FLOOD CONTROL DISTRICT | 15,110,185.35 | 9,983,176.02 | 3,111,254.52 | 13,094,430.54 | 2,015,754.81 | 11,815,025.84 |
| 15226 BLACKWOLF MAINT ZN349781 | 95606 BLACKWOLF STORMWATER MAINT ZN | 11,822.29 | 8,325.10 | 15.01 | 8,340.11 | 3,482.18 | 15,133.83 |
| 15227 LAKE RANCHO VIEJO MAINT | 95607 LAKE RANCHO VIEJO MAINT Z4424 | 191,260.23 | 93,032.19 | 35,575.59 | 128,607.78 | 62,652.45 | 124,091.47 |
| 15228 PONDEROSA ESTATES MAINT | 95608 PONDEROSA ESTATES MAINT ZN351 | 12,291.60 | 4,236.79 | 7,000.00 | 11,236.79 | 1,054.81 | 13,242.46 |
| 15250 HCV ADMIN FEE RESERVE | 95875 HCV ADMIN FEE RESERVE | 31,075,466.00 | 27,681,800.34 | 0.00 | 27,681,800.34 | 3,393,665.66 | 28,225,811.85 |
| 15255 SDCHA RES REHAB | 95876 SDCHA-RES REHAB | 320,000.00 | 300,133.76 | 0.00 | 300,133.76 | 19,866.24 | 83,757.22 |
| 15260 PUBLIC HOUSING CIAP | 95877 PUBLIC HOUSING CIAP | 375,340.00 | 226,875.66 | 0.00 | 226,875.66 | 148,464.34 | 226,943.24 |
| 15265 PH MELROSE HUD | 95878 PH-MELROSE\HUD | 457,530.00 | 467,035.31 | 0.00 | 467,035.31 | (9,505.31) | 374,586.79 |
| 15280 PH TOWNCENTER HUD | 95881 PH-TOWNCENTER\HUD | 794,030.00 | 580,240.58 | 15,000.00 | 595,240.58 | 198,789.42 | 515,083.41 |
| 15295 MODERATE REHAB PROJ 3 HA | 95884 MODERATE REHAB PROJ#3-HAP | 0.00 | 397.08 | 0.00 | 397.08 | (397.08) | 4,572.74 |
| 15305 HA VOUCHER PROG PROJECTS | 95886 VOUCHER PROGRAM PROJECTS | 241,990,000.00 | 228,888,165.29 | 0.00 | 228,888,165.29 | 13,101,834.71 | 231,916,920.69 |
| 15308 HCV FAMILY SELF SUFFICIE | 95873 HCV FAMILY SELF SUFFICIENCY | 50,000.00 | 0.00 | 0.00 | 0.00 | 50,000.00 | 2,280.89 |
| 15315 PH L ST HUD | 95888 PH-L ST\HUD | 362,040.00 | 382,993.46 | 0.00 | 382,993.46 | (20,953.46) | 252,577.18 |
| 15320 HOUS ASST MOD REHAB PRJ | 95889 MODERATE REHAB PROJ#4-HAP | 652,700.00 | 619,270.89 | 0.00 | 619,270.89 | 33,429.11 | 636,634.83 |
| 15325 PH DOROTHY HUD | 95890 PH-DOROTHY\HUD | 426,130.00 | 443,220.11 | 0.00 | 443,220.11 | (17,090.11) | 336,762.55 |
| 15330 HA BUSINESS ACTIVITIES | 95891 HA BUSINESS ACTIVITIES | 6,735,890.00 | 4,264,917.21 | 0.00 | 4,264,917.21 | 2,470,972.79 | 4,186,776.86 |
| 15335 PH FIREBIRD FMHA | 95892 PH-FIREBIRD\FMHA | 786,588.00 | 707,001.91 | 0.00 | 707,001.91 | 79,586.09 | 798,493.34 |
| 15345 HOUS AUTH FACILITY FUND | 95894 HOUS AUTH - FACILITY | 100,000.00 | (6,130.00) | 0.00 | (6,130.00) | 106,130.00 | 7,401.03 |
| 15352 REDEV RENTAL SUBSIDY PRO | 95899 REDEV RENTAL ASST SUBSIDY | 0.00 | 85.63 | 0.00 | 85.63 | (85.63) | 70.29 |
| 15354 HA SANTEE SUCCESS HOUSIN | 95902 HA SANTEE SUCCESSOR HOUSING A | 26,000.00 | 8,020.81 | 0.00 | 8,020.81 | 17,979.19 | 14,947.62 |
| 15355 HA REAL ESTATE RESERVE | 95896 HA REAL ESTATE RESERVE | 0.00 | 0.00 | 0.00 | 0.00 | 0.00 | 32,059.75 |
| 15370 MAINSTREAM VOUCHER | 95874 MAINTREAM VOUCHER | 4,771,400.00 | 3,265,656.79 | 0.00 | 3,265,656.79 | 1,505,743.21 | 3,528,224.99 |
| 15450 HARMONY GROVE CAP PROJ | 76200 HARMONY GROVE CAP PROJ | 0.00 | 0.00 | 0.00 | 0.00 | 0.00 | 0.02 |
| 15451 OTHER SERVICES - HARMONY | 95451 HARMONY GROVE CFD 08-01 OTH S | 532,331.09 | 402,051.73 | 11,000.00 | 413,051.73 | 119,279.36 | 444,965.26 |
| 15452 FLOOD CONTROL - HARMONY | 95452 HARMONY GROVE CFD 08-01 FLOOD | 390,000.00 | 639.60 | 0.00 | 639.60 | 389,360.40 | 102,675.96 |
| 15453 FIRE PROTECTION - HARMON | 95453 HARMONY GROVE CFD 08-01 FIRE | 514,148.00 | 488,226.81 | 0.00 | 488,226.81 | 25,921.19 | 504,566.50 |
| 15454 IMPROVEMENT - HARMONY GR | 95454 HARMONY GROVE CFD 08-01 IMPRO | 0.00 | 0.00 | 0.00 | 0.00 | 0.00 | 219.52 |
| 15464 HORSE CRK RDG CFD 13-01 | 95464 HORSE CRK RDG CFD 13-01 INTER | 426,770.00 | 0.00 | 0.00 | 0.00 | 426,770.00 | 23,588.77 |
| 15465 HORSE CRK RDG CFD 13-01 | 95465 HORSE CRK RDG CFD 13-01 A-SPE | 525,259.95 | 431,355.92 | 9,714.61 | 441,070.53 | 84,189.42 | 613,994.75 |
| 15466 HORSE CRK RDG FCD CFD 13 | 95466 HORSE CRK RDG CFD 13-01 B-SPE | 221,823.00 | 0.00 | 0.00 | 0.00 | 221,823.00 | 270,091.99 |
| 15467 HORSE CRK RDG FIRE CFD 1 | 95467 HORSE CRK RDG CFD 13-01 C-SPE | 171,601.00 | 171,800.61 | 0.00 | 171,800.61 | 0.39 | 176,262.85 |
| 15468 MEADOWOOD PRK CFD 19-01 | 95468 MEADOWOOD PRK CFD 19-01 A-SPE | 280,291.99 | 238,355.57 | 8,794.09 | 247,149.66 | 33,142.33 | 519,333.39 |
| 15469 MEADOWOOD FCD CFD 19-01 | 95469 MEADOWOOD FCD CFD 19-01 B-SPE | 137,000.00 | 0.00 | 0.00 | 0.00 | 137,000.00 | 300,763.22 |
| 15470 MEADOWOOD FIRE CFD 19-01 | 95470 MEADOWOOD FIRE CFD 19-01 C-SP | 117,239.00 | 117,239.07 | 0.00 | 117,239.07 | (0.07) | 219,592.93 |
| 15471 HILLSIDE MEADOWS MAINT C | 95471 HILLSIDE MEADOWS MAINT CFD 17 | 115,780.00 | 0.00 | 0.00 | 0.00 | 115,780.00 | |
| 15472 SWEETWTR PL MAINT CFD 19 | 95472 SWEETWTR PL MAINT CFD 19-02 S | 142,656.29 | 116,251.10 | 7,441.14 | 123,692.24 | 18,964.05 | 163,946.55 |
| 15473 PARK CIR MAINT CFD 19-03 | 95473 PARK CIR MAINT CFD 19-03 SPEC | 216,771.00 | 0.00 | 0.00 | 0.00 | 216,771.00 | 344,362.38 |
| 15474 SDCFPD CFD 04-01 SPECIAL | 95474 SDCFPD CFD 04-01 SPECIAL TAX | 5,000.00 | 5,000.00 | 0.00 | 5,000.00 | 0.00 | 24,139.18 |
| 15475 SDCFPD CFD 04-01 SPECIAL | 95475 SDCFPD CFD 04-01 SPECIAL TAX | 0.00 | 0.00 | 0.00 | 0.00 | 0.00 | 1,843.14 |
| 15476 SDCFPD EOM CFD 9-1 SPCL | 95476 SDCFPD EOM CFD 09-01 SPECIAL | 0.00 | 0.00 | 0.00 | 0.00 | 0.00 | 21,829.29 |
| 15477 SDCFPD EOM CFD 9-1 SPCL | 95477 SDCFPD EOM CFD 09-01 SPECIAL | 2,466,264.07 | 2,048,500.00 | 0.00 | 2,048,500.00 | 417,764.07 | 2,159,281.47 |
| 15478 PIPER OTAY CFD 22-01 TAX | 95478 PIPER OTAY CFD 22-01 TAX A | 26,400.00 | 6,040.80 | 6,000.00 | 12,040.80 | 14,359.20 | 26,264.93 |
| 15479 PIPER OTAY CFD 22-01 TAX | 95479 PIPER OTAY CFD 22-01 TAX B | 16,000.00 | 5,273.00 | 0.00 | 5,273.00 | 10,727.00 | 17,221.89 |
| 15480 SDCFPD BORREGO CFD 14-1 | 95480 SDCFPD BORREGO CFD 14-1 SPCL | 0.00 | 0.00 | 0.00 | 0.00 | 0.00 | 276,959.32 |
| 15720 PRD 1003 ALAMO WAY | 97029 PRD 1003 ALAMO WAY 97029 | 0.00 | 0.00 | 0.00 | 0.00 | 0.00 | 28.76 |
| 15740 PRD 1005 EDEN VALLEY LAN | 97033 PRD 1005 EDEN VALLEY 97033 | 114,957.00 | 5,602.55 | 0.00 | 5,602.55 | 109,354.45 | 13,481.25 |
| 15765 PRD 1008 CANTER 97038 | 97038 PRD 1008 CANTER 97038 | 20,248.00 | 3,975.83 | 0.00 | 3,975.83 | 16,272.17 | 6,693.40 |
| 15774 PRD 1000 ZN1010 ALPINE H | 97042 PRD 1000 ALPINE HIGHLANDS ZN1 | 150,340.00 | 11,820.24 | 0.00 | 11,820.24 | 138,519.76 | 52,604.78 |

# PERIODIC FINANCIAL STATEMENT - SCHEDULE OF REVENUES AND EXPENDITURES BY FUND AND ORGANIZATIONAL UNIT - GL041

Date:13-AUG-2025 15:47:24

COSD

Current Period: ADJ-25

Currency: USD

No specific FUND requested

| FUND | ORG | REVISED BUDGET | EXPENDITURES | ENCUMBRANCES | EXPENDITURES & ENCUMBRANCES | REMAINING BUDGET | REVENUE |
|---|---|---|---|---|---|---|---|
| 15775 PRD 1000 ZN1011 LA CUEST | 97040 PRD 1011 LA CUESTA ZN1011 | 110,648.00 | 5,232.38 | 0.00 | 5,232.38 | 105,415.62 | 14,822.50 |
| 15776 PRD 1000 ZN1012 MILLAR 9 | 97041 PRD 1012 MILLAR ZN1012 | 99,069.00 | 14,660.98 | 0.00 | 14,660.98 | 84,408.02 | 13,635.70 |
| 15777 PRD 1013 SINGING TRAILS | 97043 PRD 1013 SINGING TRAILS | 83,256.00 | 5,213.04 | 0.00 | 5,213.04 | 78,042.96 | 17,074.42 |
| 15778 PRD 1014 LAVENDER PT LAN | 36,063.00 | 4,066.34 | 0.00 | 4,066.34 | 31,996.66 | 8,192.72 | |
| 15779 PRD 1015 LANDAVO DRIVE E | 97045 PRD 1015 LANDAVO DRIVE ET AL | 94,037.00 | 4,903.61 | 0.00 | 4,903.61 | 89,133.39 | 18,560.64 |
| 15780 PRD 1016 EL SERENO WAY | 97046 PRD 1016 EL SERENO WAY | 112,118.00 | 109,077.33 | 0.00 | 109,077.33 | 3,040.67 | 9,333.17 |
| 15781 PRD 1017 KALBAUGH-HALEY- | 97047 PRD 1017 KALBAUGH-HALEY-TOUB | 61,415.00 | 11,352.06 | 0.00 | 11,352.06 | 50,062.94 | 37,588.04 |
| 15850 SURVEY MONUMENT PRESRVAT | 67250 DPW SURVEY REMONUMENT FD | 175,000.00 | 1,486.68 | 0.00 | 1,486.68 | 173,513.32 | 87,080.00 |
| 15890 SPECIAL AVIATION | 68350 AGUA CALIENTE | 10,000.00 | 0.00 | 0.00 | 0.00 | 10,000.00 | |
| 15890 SPECIAL AVIATION | 68355 BORREGO | 10,000.00 | 0.00 | 10,000.00 | 10,000.00 | 0.00 | 10,000.00 |
| 15890 SPECIAL AVIATION | 68360 GILLESPIE | 0.00 | 0.00 | 0.00 | 0.00 | 0.00 | 4.72 |
| 15890 SPECIAL AVIATION | 68365 JACUMBA | 10,000.00 | 0.00 | 10,000.00 | 10,000.00 | 0.00 | 10,000.00 |
| 15890 SPECIAL AVIATION | 68370 OCOTILLO | 10,000.00 | 0.00 | 10,000.00 | 10,000.00 | 0.00 | 10,000.00 |
| 15890 SPECIAL AVIATION | 68385 FALLBROOK | 10,000.00 | 0.00 | 10,000.00 | 10,000.00 | 0.00 | 10,000.00 |
| 15900 CO FISH AND GAME PROP | 68950 FISH AND GAME COMMISSION | 0.00 | 76,660.41 | 0.00 | 76,660.41 | (76,660.41) | |
| 15910 COSD FISH AND GAME PROPA | 52900 FISH AND GAME PROPAGATION | 46,000.00 | 32,853.00 | 0.00 | 32,853.00 | 13,147.00 | 114,631.00 |
| 17050 CSAF REDEV OBLIG RET | 97900 SUCCESSOR AGENCY | 2,406,790.00 | 2,260,531.21 | 0.00 | 2,260,531.21 | 146,258.79 | 2,378,776.09 |
| 21000 PENSION OBLIGATION BONDS | 72500 PENSION BOND OBLIG PMTS | 81,500,054.00 | 81,426,758.29 | 0.00 | 81,426,758.29 | 73,295.71 | 81,302,773.83 |
| 21618 SANCAL2014 EDGEMOOR REF | 96198 SANCAL2014 EDGEMOOR REF REVEN | 0.00 | 8,577,625.30 | 0.00 | 8,577,625.30 | (8,577,625.30) | 8,353,315.56 |
| 21620 SANCAL2014 EDGEMOOR REF | 96200 SANCAL2014 EDGEMOOR REF ADMIN | 0.00 | 4,533.43 | 0.00 | 4,533.43 | (4,533.43) | 33.32 |
| 21622 SANCAL2014 EDGEMOOR REF | 96202 SANCAL2014 EDGEMOOR REF RESER | 0.00 | 4,312,131.13 | 0.00 | 4,312,131.13 | (4,312,131.13) | 31,693.63 |
| 21623 SANCAL2014 EDGEMOOR REF | 96203 SANCAL2014 EDGEMOOR REF INVT | 0.00 | 344,025.74 | 0.00 | 344,025.74 | (344,025.74) | 55,582.38 |
| 21625 SANCAL2019 REV JUST FAC | 96205 SANCAL2019 REV JUST FAC REF | 0.00 | 3,226,838.39 | 0.00 | 3,226,838.39 | (3,226,838.39) | 3,226,008.89 |
| 21626 SANCAL2019 ADMIN JUST FA | 96206 SANCAL2019 ADMIN JUST FAC REF | 0.00 | 3,538.53 | 0.00 | 3,538.53 | (3,538.53) | 168.53 |
| 21627 SANCAL2019 DS JUSTICE FA | 96207 SANCAL 2019 DEBT JUST FAC REF | 0.00 | 3,184,875.00 | 0.00 | 3,184,875.00 | (3,184,875.00) | 3,184,875.00 |
| 21628 SANCAL2019 INV ERNG JST | 96208 SANCAL2019 INV ERNG JST FC RE | 0.00 | 46,276.05 | 0.00 | 46,276.05 | (46,276.05) | 43,524.93 |
| 21629 SANCAL2019 EXC ERNG JST | 96209 SANCAL2019 EXC ERNG JST FC RE | 0.00 | 1,734.63 | 0.00 | 1,734.63 | (1,734.63) | 108.86 |
| 21633 SANCAL2020 ADMIN WATERFR | 96213 SANCAL2020 ADMIN WATERFRONT R | 0.00 | 3,828.60 | 0.00 | 3,828.60 | (3,828.60) | 578.60 |
| 21634 SANCAL2020 DS WATERFRONT | 96214 SANCAL2020 DS WATERFRONT REF | 0.00 | 1,433,462.50 | 0.00 | 1,433,462.50 | (1,433,462.50) | 1,433,462.50 |
| 21635 SANCAL2020 INV ERNG WATE | 96215 SANCAL2020 INV ERNG WATERFRON | 0.00 | 28,858.62 | 0.00 | 28,858.62 | (28,858.62) | 27,214.30 |
| 21637 SANCAL2020 REV WATERFRON | 96217 SANCAL2020 REV WATERFRONT REF | 0.00 | 1,459,180.80 | 0.00 | 1,459,180.80 | (1,459,180.80) | 1,458,108.16 |
| 21638 SANCAL2020 ADMN CEDAR KT | 96218 SANCAL2020 ADMN CEDAR KTTNR R | 0.00 | 2,655.73 | 0.00 | 2,655.73 | (2,655.73) | 655.73 |
| 21639 SANCAL2020 DS CEDAR KTTN | 96219 SANCAL2020 DS CEDAR KTTNR REF | 0.00 | 1,449,031.26 | 0.00 | 1,449,031.26 | (1,449,031.26) | 1,449,031.26 |
| 21640 SANCAL2020 INV ERNG CEDA | 96220 SANCAL2020 INV ERNG CEDAR KTT | 0.00 | 0.00 | 0.00 | 0.00 | 0.00 | 26,254.21 |
| 21641 SANCAL2020 REV CEDAR KTT | 96221 SANCAL2020 REV CEDAR KTTNR RE | 0.00 | 1,472,225.16 | 0.00 | 1,472,225.16 | (1,472,225.16) | 1,472,225.16 |
| 21650 SANCAL2021 YTC COPS PROJ | 96250 SANCAL2021 YTC COPS PROJECT | 0.00 | 19,262.10 | 0.00 | 19,262.10 | (19,262.10) | 0.09 |
| 21651 SANCAL2021 YTC COPS BASE | 96251 SANCAL2021 YTC COPS BASE RENT | 0.00 | 3,274,480.81 | 0.00 | 3,274,480.81 | (3,274,480.81) | 2,698,650.48 |
| 21652 SANCAL2021 YTC COPS DEBT | 96252 SANCAL2021 YTC COPS DEBT SVC | 0.00 | 3,204,250.00 | 0.00 | 3,204,250.00 | (3,204,250.00) | 3,223,512.01 |
| 21653 SANCAL2021 YTC COPS ADMI | 96253 SANCAL2021 YTC COPS ADMIN | 0.00 | 4,461.92 | 0.00 | 4,461.92 | (4,461.92) | 511.92 |
| 21655 SANCAL2021 YTC COPS INV | 96255 SANCAL2021 YTC COPS INV EARN | 0.00 | 102,393.67 | 0.00 | 102,393.67 | (102,393.67) | 74,856.19 |
| 21656 SANCAL2021 YTC COPS EXC | 96256 SANCAL2021 YTC COPS EXC EARN | 0.00 | 0.00 | 0.00 | 0.00 | 0.00 | 3,687.46 |
| 21658 SANCAL 2023 CPH LAB PROJ | 96258 SANCAL 2023 CPH LAB PROJECT | 0.00 | 77,658,496.84 | 0.00 | 77,658,496.84 | (77,658,496.84) | 4,704,868.24 |
| 21659 SANCAL 2023 CPH LAB BASE | 96259 SANCAL 2023 CPH LAB BASE RENT | 0.00 | 665.80 | 0.00 | 665.80 | (665.80) | 585.68 |
| 21660 SANCAL 2023 CPH LAB DS F | 96260 SANCAL 2023 CPH LAB DS FUND | 0.00 | 8,045,500.00 | 0.00 | 8,045,500.00 | (8,045,500.00) | 8,045,500.00 |
| 21661 SANCAL 2023 CPH LAB ADMI | 96261 SANCAL 2023 CPH LAB ADMIN FUN | 0.00 | 3,527.33 | 0.00 | 3,527.33 | (3,527.33) | 689.26 |
| 21662 SANCAL 2023 CPH LAB CAP | 96262 SANCAL 2023 CPH LAB CAP INT | 0.00 | 8,044,834.20 | 0.00 | 8,044,834.20 | (8,044,834.20) | 872,202.34 |
| 21663 SANCAL 2023 CPH LAB INV | 96263 SANCAL 2023 CPH LAB INV EARN | 0.00 | 0.00 | 0.00 | 0.00 | 0.00 | 38.88 |
| 21666 SANCAL 2024 EDGEMOOR REF | 96279 SANCAL 2024 EDGEMOOR REF BASE | 0.00 | 1,094,286.45 | 0.00 | 1,094,286.45 | (1,094,286.45) | 1,095,525.38 |
| 21667 SANCAL 2024 EDGEMOOR REF | 96280 SANCAL 2024 EDGEMOOR REF DS F | 0.00 | 33,921,092.57 | 0.00 | 33,921,092.57 | (33,921,092.57) | 33,921,092.57 |
| 21668 SANCAL 2024 EDGEMOOR REF | 96281 SANCAL 2024 EDGEMOOR REF ADMI | 0.00 | 240.02 | 0.00 | 240.02 | (240.02) | 20,240.02 |
| 21669 SANCAL 2024 EDGEMOOR REF | 96282 SANCAL 2024 EDGEMOOR REF COI | 0.00 | 447,992.48 | 0.00 | 447,992.48 | (447,992.48) | 447,992.48 |

# PERIODIC FINANCIAL STATEMENT - SCHEDULE OF REVENUES AND EXPENDITURES BY FUND AND ORGANIZATIONAL UNIT - GL041

Date:13-AUG-2025 15:47:24

COSD

Current Period: ADJ-25

Currency: USD

No specific FUND requested

| FUND | ORG | REVISED BUDGET | EXPENDITURES | ENCUMBRANCES | EXPENDITURES & ENCUMBRANCES | REMAINING BUDGET | REVENUE |
|---|---|---|---|---|---|---|---|
| 21670 SANCAL 2024 EDGEMOOR REF | 96283 SANCAL 2024 EDGEMOOR REF INV | 0.00 | 0.00 | 0.00 | 0.00 | 0.00 | 29,495.76 |
| 22350 TOBACCO SECRTZN CORP S R | 96300 TOBACCO ASSET SECRTZN S/R | 0.00 | 33,470,917.18 | 0.00 | 33,470,917.18 | (33,470,917.18) | 28,752,928.97 |
| 22351 TOBACCO COLLECTION AT S | 96301 TOBACCO COLLECTION S/R | 0.00 | 27,260,912.83 | 0.00 | 27,260,912.83 | (27,260,912.83) | 21,207,850.00 |
| 22370 06 TOBACCO SR DEBT SERV | 96320 06 TOBACCO SR DEBT SERVICE | 0.00 | 22,366,250.00 | 0.00 | 22,366,250.00 | (22,366,250.00) | 21,518,208.86 |
| 22382 2019 TOB CLASS 1 SR LIQ | 96332 2019 TOB CLASS 1 SR LIQ RESER | 0.00 | 971,213.41 | 0.00 | 971,213.41 | (971,213.41) | |
| 22383 2019 TOB CLASS 2 SR LIQ | 96333 2019 TOB CLASS 2 SR LIQ RESER | 0.00 | 280,204.05 | 0.00 | 280,204.05 | (280,204.05) | |
| 22384 2019 TOB TURBO REDEMPTIO | 96334 2019 TOB SR TURBO REDEMPTION | 0.00 | 7,100,000.00 | 0.00 | 7,100,000.00 | (7,100,000.00) | 7,062,700.31 |
| 22391 2019 TOB OPERATING | 96341 2019 TOB OPERATING | 0.00 | 218,160.61 | 0.00 | 218,160.61 | (218,160.61) | 205,604.98 |
| 22392 2019 TOB OPERATING CONTI | 96342 2019 TOB OPERATING CONTINGENC | 0.00 | 56,223.25 | 0.00 | 56,223.25 | (56,223.25) | |
| 23210 CSAF GF DEBT SERVICE | 96425 CSAF GF DEBT SERVICE | 1,619,918.00 | 1,600,367.50 | 0.00 | 1,600,367.50 | 19,550.50 | 1,642,556.37 |
| 23211 CSAF GF INTEREST ACCT | 96426 CSAF GF INTEREST ACCT | 224,918.00 | 205,367.50 | 0.00 | 205,367.50 | 19,550.50 | 205,367.50 |
| 23212 CSAF GF PRINCIPAL ACCT | 96427 CSAF GF PRINCIPAL ACCT | 715,000.00 | 715,000.00 | 0.00 | 715,000.00 | 0.00 | 715,000.00 |
| 23213 CSAF GF DEBT SER RESERVE | 96428 CSAF GF DEBT SER RESERVE | 150,000.00 | 150,000.49 | 0.00 | 150,000.49 | (0.49) | 43,407.31 |
| 23214 CSAF GF TURBO REDEMPTION | 96429 CSAF GF TURBO REDEMPTION | 680,000.00 | 680,000.00 | 0.00 | 680,000.00 | 0.00 | 680,000.00 |
| 25011 SDRBA 2016 COC REVENUE | 69001 SDRBA 2016 COC REVENUE | 0.00 | 8,514,836.71 | 0.00 | 8,514,836.71 | (8,514,836.71) | 8,577,276.24 |
| 25012 SDRBA 2016 COC ADMIN | 69002 SDRBA 2016 COC ADMIN | 0.00 | 8,309.85 | 0.00 | 8,309.85 | (8,309.85) | 264.85 |
| 25013 SDRBA 2016 COC DEBT SERV | 69003 SDRBA 2016 COC DEBT SERVICE | 0.00 | 8,351,250.00 | 0.00 | 8,351,250.00 | (8,351,250.00) | 8,351,250.00 |
| 25015 SDRBA 2016 COC INVESTMEN | 69005 SDRBA 2016 COC INV EARNINGS | 0.00 | 342,152.86 | 0.00 | 342,152.86 | (342,152.86) | 333,929.93 |
| 26000 CAPITAL OUTLAY FUND | 7397C COFD7397 SANTA YSABEL NATURE | 478,359.27 | 450,328.01 | 0.00 | 450,328.01 | 28,031.26 | 450,328.01 |
| 26000 CAPITAL OUTLAY FUND | 7468C COFD7468 RAMONA GRASSLANDS PH | 146,584.03 | 0.00 | 0.00 | 0.00 | 146,584.03 | |
| 26000 CAPITAL OUTLAY FUND | 7494C COFD7494 LINDO LAKE IMPROVEME | 505,534.95 | 67,714.07 | 0.00 | 67,714.07 | 437,820.88 | 67,714.07 |
| 26000 CAPITAL OUTLAY FUND | 7503C COFD7503 SAN LUIS REY LAND IM | 114,729.06 | 138.39 | 0.00 | 138.39 | 114,590.67 | 138.39 |
| 26000 CAPITAL OUTLAY FUND | 7510C COFD7510 SOUTH COUNTY ANIMAL | 32,290,721.62 | 8,007,979.34 | 0.00 | 8,007,979.34 | 24,282,742.28 | 8,007,979.34 |
| 26000 CAPITAL OUTLAY FUND | 7511C COFD7511 SR76 MIDDLE PROJECT | 205,510.48 | 0.00 | 0.00 | 0.00 | 205,510.48 | |
| 26000 CAPITAL OUTLAY FUND | 7514C COFD7514 LAKESIDE EQUESTRIAN | 764,278.44 | 471,987.80 | 0.00 | 471,987.80 | 292,290.64 | 471,987.80 |
| 26000 CAPITAL OUTLAY FUND | 7526C COFD7526 PALOMAR MOUNTAIN FIR | 677,716.97 | 487,113.99 | 0.00 | 487,113.99 | 190,602.98 | 487,113.99 |
| 26000 CAPITAL OUTLAY FUND | 7530C COFD7530 FY17-18 PARKS PLAYGR | 2,168,373.04 | 331,869.80 | 0.00 | 331,869.80 | 1,836,503.24 | 331,869.80 |
| 26000 CAPITAL OUTLAY FUND | 7533C COFD7533 OTAY LAKES PARK SEWE | 910,134.38 | 25,400.11 | 0.00 | 25,400.11 | 884,734.27 | 25,400.11 |
| 26000 CAPITAL OUTLAY FUND | 7536C COFD7536 LAMAR PLAYGROUND SHA | 93,495.67 | 14,591.16 | 0.00 | 14,591.16 | 78,904.51 | 14,591.16 |
| 26000 CAPITAL OUTLAY FUND | 7537C COFD7537 HILTON HEAD PLAYGROU | 98,066.76 | 0.00 | 0.00 | 0.00 | 98,066.76 | |
| 26000 CAPITAL OUTLAY FUND | 7538C COFD7538 FLINN SPRINGS PLAYGR | 138,747.86 | 5,818.80 | 0.00 | 5,818.80 | 132,929.06 | 5,818.80 |
| 26000 CAPITAL OUTLAY FUND | 7539C COFD7539 STEELE CANYON PLAYGR | 144,438.65 | 14,595.58 | 0.00 | 14,595.58 | 129,843.07 | 14,595.58 |
| 26000 CAPITAL OUTLAY FUND | 7543C COFD7543 COUNTY ADMINISTRATIO | 54,370,149.76 | 16,495,679.01 | 0.00 | 16,495,679.01 | 37,874,470.75 | 16,495,679.01 |
| 26000 CAPITAL OUTLAY FUND | 7549C COFD7549 SWEETWATER REG PK CO | 69,559.50 | 65,161.66 | 0.00 | 65,161.66 | 4,397.84 | 65,161.66 |
| 26000 CAPITAL OUTLAY FUND | 7557C COFD7557 BORREGO SPRINGS SHAD | 900,413.07 | 784,151.07 | 0.00 | 784,151.07 | 116,262.00 | 784,151.07 |
| 26000 CAPITAL OUTLAY FUND | 7559C COFD7559 SLRRP MOOSA ACTIVE R | 28,536,337.75 | 2,218,600.43 | 0.00 | 2,218,600.43 | 26,317,737.32 | 2,218,600.43 |
| 26000 CAPITAL OUTLAY FUND | 7560C COFD7560 SLRRP DULINE ROAD AC | 560,212.73 | 561.28 | 0.00 | 561.28 | 559,651.45 | 561.28 |
| 26000 CAPITAL OUTLAY FUND | 7561C COFD7561 ALPINE LOCAL PARK AC | 17,653,615.41 | 153,199.19 | 0.00 | 153,199.19 | 17,500,416.22 | 153,199.19 |
| 26000 CAPITAL OUTLAY FUND | 7562C COFD7562 SAN DIEGUITO PLAYGRO | 83,912.88 | 0.00 | 0.00 | 0.00 | 83,912.88 | |
| 26000 CAPITAL OUTLAY FUND | 7563C COFD7563 PATRIOT PARK PLAYGRO | 83,469.61 | 0.00 | 0.00 | 0.00 | 83,469.61 | |
| 26000 CAPITAL OUTLAY FUND | 7564C COFD7564 LIBERTY PARK PLAYGRO | 83,923.67 | 0.00 | 0.00 | 0.00 | 83,923.67 | |
| 26000 CAPITAL OUTLAY FUND | 7565C COFD7565 DOS PICOS PARK PLAYG | 357,189.73 | 0.00 | 0.00 | 0.00 | 357,189.73 | |
| 26000 CAPITAL OUTLAY FUND | 7566C COFD7566 HEISE PARK PLAYGROUN | 271,890.39 | 0.00 | 0.00 | 0.00 | 271,890.39 | |
| 26000 CAPITAL OUTLAY FUND | 7567C COFD7567 SYCUAN KUMEYAAY VILA | 2,965,450.32 | 42,821.92 | 0.00 | 42,821.92 | 2,922,628.40 | 42,821.92 |
| 26000 CAPITAL OUTLAY FUND | 7568C COFD7568 STELZER PRK RANGER S | 1,183,557.37 | 1,162,765.61 | 0.00 | 1,162,765.61 | 20,791.76 | 1,162,765.61 |
| 26000 CAPITAL OUTLAY FUND | 7570C COFD7570 JESS MARTIN PARK WAT | 102,349.16 | 98,782.41 | 0.00 | 98,782.41 | 3,566.75 | 98,782.41 |
| 26000 CAPITAL OUTLAY FUND | 7571C COFD7571 LINDO LAKE PHOTOVOLT | 526,612.32 | 444,085.13 | 0.00 | 444,085.13 | 82,527.19 | 444,085.13 |
| 26000 CAPITAL OUTLAY FUND | 7572C COFD7572 SYCAMORE CANYON TRAI | 3,868,630.36 | 45,561.44 | 0.00 | 45,561.44 | 3,823,068.92 | 45,561.44 |
| 26000 CAPITAL OUTLAY FUND | 7573C COFD7573 GUAJOME COUNTY PARK | 58,686.10 | 8,743.62 | 0.00 | 8,743.62 | 49,942.48 | 8,743.62 |
| 26000 CAPITAL OUTLAY FUND | 7574C COFD7574 SAGE HILL STAGING AR | 671,487.98 | 80,203.04 | 0.00 | 80,203.04 | 591,284.94 | 80,203.04 |
| 26000 CAPITAL OUTLAY FUND | 7575C COFD7575 OTAY LAKES PARK PRIM | 750,000.00 | 0.00 | 0.00 | 0.00 | 750,000.00 | |

# PERIODIC FINANCIAL STATEMENT - SCHEDULE OF REVENUES AND EXPENDITURES BY FUND AND ORGANIZATIONAL UNIT - GL041

Date:13-AUG-2025 15:47:24

COSD

Current Period: ADJ-25

Currency: USD

No specific FUND requested

| FUND | ORG | REVISED BUDGET | EXPENDITURES | ENCUMBRANCES | EXPENDITURES & ENCUMBRANCES | REMAINING BUDGET | REVENUE |
|---|---|---|---|---|---|---|---|
| 26000 CAPITAL OUTLAY FUND | 7578C COFD7578 OLD IRONSIDE PARK VO | 79,414.52 | 74,971.34 | 0.00 | 74,971.34 | 4,443.18 | 74,971.34 |
| 26000 CAPITAL OUTLAY FUND | 7634C COFD7634 MT WOODSON ACQ AND P | 3,199,846.25 | 2,095,596.02 | 0.00 | 2,095,596.02 | 1,104,250.23 | 2,095,596.02 |
| 26000 CAPITAL OUTLAY FUND | 7688C COFD7688 CALAVO PARK | 20,954,787.58 | 3,203,125.35 | 0.00 | 3,203,125.35 | 17,751,662.23 | 3,203,125.35 |
| 26000 CAPITAL OUTLAY FUND | 7706C COFD7706 JACUMBA FIRE STN 43 | 17,560,040.29 | 830,563.73 | 0.00 | 830,563.73 | 16,729,476.56 | 830,563.73 |
| 26000 CAPITAL OUTLAY FUND | 7708C COFD7708 OVRP HERITAGE STAGIN | 3,757,212.98 | 374,212.47 | 0.00 | 374,212.47 | 3,383,000.51 | 374,212.47 |
| 26000 CAPITAL OUTLAY FUND | 7709C COFD7709 SR94 SAFE PASSAGE | 849,528.91 | 24,120.95 | 0.00 | 24,120.95 | 825,407.96 | 24,120.95 |
| 26000 CAPITAL OUTLAY FUND | 7710C COFD7710 LAKESIDE BSEBLL PK S | 825,869.33 | 712,947.82 | 0.00 | 712,947.82 | 112,921.51 | 712,947.82 |
| 26000 CAPITAL OUTLAY FUND | 7711C COFD7711 POTTS TRAILS | 705,979.45 | 48,698.94 | 0.00 | 48,698.94 | 657,280.51 | 48,698.94 |
| 26000 CAPITAL OUTLAY FUND | 7712C COFD7712 LONNY BREWER PARK LE | 183,007.59 | 109,942.50 | 0.00 | 109,942.50 | 73,065.09 | 109,942.50 |
| 26000 CAPITAL OUTLAY FUND | 7713C COFD7713 OTAY LAKES COUNTY PK | 1,000,000.00 | 0.00 | 0.00 | 0.00 | 1,000,000.00 | |
| 26000 CAPITAL OUTLAY FUND | 7714C COFD7714 SANTA YSABEL EAST WE | 1,110,618.57 | 171,605.90 | 0.00 | 171,605.90 | 939,012.67 | 171,605.90 |
| 26000 CAPITAL OUTLAY FUND | 7715C COFD7715 SWEETWATER LP TRAIL | 4,575,756.55 | 561,656.82 | 0.00 | 561,656.82 | 4,014,099.73 | 561,656.82 |
| 26000 CAPITAL OUTLAY FUND | 7717C COFD7717 FALLBROOK LOCAL PARK | 9,463,514.22 | 7,417,539.23 | 0.00 | 7,417,539.23 | 2,045,974.99 | 7,417,539.23 |
| 26000 CAPITAL OUTLAY FUND | 7718C COFD7718 SAN DIEGUITO LOCAL P | 4,505,622.00 | 0.00 | 0.00 | 0.00 | 4,505,622.00 | |
| 26000 CAPITAL OUTLAY FUND | 7719C COFD7719 TWIN OAKS LOCAL PARK | 691,790.19 | 0.00 | 0.00 | 0.00 | 691,790.19 | |
| 26000 CAPITAL OUTLAY FUND | 7720C COFD7720 EUCALYPTUS CTY PARK | 137,926.51 | 18,823.13 | 0.00 | 18,823.13 | 119,103.38 | 18,823.13 |
| 26000 CAPITAL OUTLAY FUND | 7721C COFD7721 GOODLAND ACR CTY PK | 88,837.12 | 0.00 | 0.00 | 0.00 | 88,837.12 | |
| 26000 CAPITAL OUTLAY FUND | 7722C COFD7722 PINE VALLEY CTY PK P | 147,716.67 | 0.00 | 0.00 | 0.00 | 147,716.67 | |
| 26000 CAPITAL OUTLAY FUND | 7723C COFD7723 STEELE CNYN CTY PK | 164,549.53 | 0.00 | 0.00 | 0.00 | 164,549.53 | |
| 26000 CAPITAL OUTLAY FUND | 7727C COFD7727 LINDO LAKE CTY PK PL | 455,233.09 | 0.00 | 0.00 | 0.00 | 455,233.09 | |
| 26000 CAPITAL OUTLAY FUND | 7728C COFD7728 DOS PICOS CTY PK SMA | 228,496.88 | 0.00 | 0.00 | 0.00 | 228,496.88 | |
| 26000 CAPITAL OUTLAY FUND | 7729C COFD7729 STEELE CNYN CTY PK P | 257,500.14 | 0.00 | 0.00 | 0.00 | 257,500.14 | |
| 26000 CAPITAL OUTLAY FUND | 7730C COFD7730 FOUR GEE PARK | 250,989.09 | 250,989.09 | 0.00 | 250,989.09 | 0.00 | 250,989.09 |
| 26000 CAPITAL OUTLAY FUND | 7731C COFD7731 RICC HHSA FAM RESOUR | 5,095,034.86 | 3,727,579.59 | 0.00 | 3,727,579.59 | 1,367,455.27 | 3,727,579.59 |
| 26000 CAPITAL OUTLAY FUND | 7739C COFD7739 SWEETWATER SUMMIT RE | 768,967.44 | 450,390.98 | 0.00 | 450,390.98 | 318,576.46 | 450,390.98 |
| 26000 CAPITAL OUTLAY FUND | 7786C COFD7786 EAST OTAY MESA FIRE | 111,925.68 | 111,925.68 | 0.00 | 111,925.68 | 0.00 | 111,925.68 |
| 26000 CAPITAL OUTLAY FUND | 7788C COFD7788 HERITAGE PARK BUILDI | 12,604,320.56 | 3,432,662.55 | 0.00 | 3,432,662.55 | 9,171,658.01 | 3,432,662.55 |
| 26000 CAPITAL OUTLAY FUND | 7789C COFD7789 VALLEY CENTER PARKS | 316,607.99 | 279,349.12 | 0.00 | 279,349.12 | 37,258.87 | 279,349.12 |
| 26000 CAPITAL OUTLAY FUND | 7790C COFD7790 BOULDER OAKS PRESERV | 2,072,776.19 | 3,214.98 | 0.00 | 3,214.98 | 2,069,561.21 | 3,214.98 |
| 26000 CAPITAL OUTLAY FUND | 7791C COFD7791 SWEETWATER LANE COUN | 1,384,834.29 | 155,998.28 | 0.00 | 155,998.28 | 1,228,836.01 | 155,998.28 |
| 26000 CAPITAL OUTLAY FUND | 7792C COFD7792 SOUTH LANE PARK | 382,380.74 | 35,216.51 | 0.00 | 35,216.51 | 347,164.23 | 35,216.51 |
| 26000 CAPITAL OUTLAY FUND | 7796C COFD7796 HALL OF JUSTICE | 39,703,923.58 | 27,046,102.89 | 0.00 | 27,046,102.89 | 12,657,820.69 | 27,046,102.89 |
| 26000 CAPITAL OUTLAY FUND | 7805C COFD7805 EL MONTE RIVER VALLE | 6,254,254.69 | 62,002.33 | 0.00 | 62,002.33 | 6,192,252.36 | 62,002.33 |
| 26000 CAPITAL OUTLAY FUND | 7836C COFD7836 WATERFRONT PARK ACTI | 768,148.15 | 615,795.69 | 0.00 | 615,795.69 | 152,352.46 | 615,795.69 |
| 26000 CAPITAL OUTLAY FUND | 7837C COFD7837 FELICITA COUNTY PARK | 2,388,333.49 | 506,926.43 | 0.00 | 506,926.43 | 1,881,407.06 | 506,926.43 |
| 26000 CAPITAL OUTLAY FUND | 7838C COFD7838 SAN DIEGO BOTANIC GA | 25,151.21 | 25,151.21 | 0.00 | 25,151.21 | 0.00 | 25,151.21 |
| 26000 CAPITAL OUTLAY FUND | 7840C COFD7840 OVRP COMMUNITY GARDE | 950,000.00 | 0.00 | 0.00 | 0.00 | 950,000.00 | |
| 26000 CAPITAL OUTLAY FUND | 7841C COFD7841 DESCANSO FS 45 APPAR | 134,049.38 | (707.43) | 0.00 | (707.43) | 134,756.81 | (707.43) |
| 26000 CAPITAL OUTLAY FUND | 7842C COFD7842 TJRV SMUGGLERS GULCH | 9,122,335.08 | 385,201.35 | 0.00 | 385,201.35 | 8,737,133.73 | 385,201.35 |
| 26000 CAPITAL OUTLAY FUND | 7847C COFD7847 LAMAR PARK PARKING L | 97,562.60 | 56,557.51 | 0.00 | 56,557.51 | 41,005.09 | 56,557.51 |
| 26000 CAPITAL OUTLAY FUND | 7848C COFD7848 MIRA MESA EPICENTRE | 10,931,872.69 | 3,193,431.36 | 0.00 | 3,193,431.36 | 7,738,441.33 | 3,193,431.36 |
| 26000 CAPITAL OUTLAY FUND | 7849C COFD7849 LOS PENASQUITOS CYN | 1,767,310.09 | 159,668.84 | 0.00 | 159,668.84 | 1,607,641.25 | 159,668.84 |
| 26000 CAPITAL OUTLAY FUND | 7893C COFD7893 FOOD ACCESS INITIATI | 653,593.30 | 633,428.46 | 0.00 | 633,428.46 | 20,164.84 | 633,428.46 |
| 26000 CAPITAL OUTLAY FUND | 7894C COFD7894 NCRC MAJOR SYSTEMS R | 1,000,000.00 | 0.00 | 0.00 | 0.00 | 1,000,000.00 | |
| 26000 CAPITAL OUTLAY FUND | 7895C COFD7895 TJRV SMUGGLERS GULCH | 8,426,345.12 | 4,970,505.86 | 0.00 | 4,970,505.86 | 3,455,839.26 | 4,970,505.86 |
| 26000 CAPITAL OUTLAY FUND | 7908C COFD7908 LINDO LAKE IMPROVEME | 21,495,824.06 | 17,299.23 | 0.00 | 17,299.23 | 21,478,524.83 | 17,299.23 |
| 26000 CAPITAL OUTLAY FUND | 7909C COFD7909 SLRRP PRADO ACQUISIT | 2,020,418.58 | 0.00 | 0.00 | 0.00 | 2,020,418.58 | |
| 26000 CAPITAL OUTLAY FUND | 7910C COFD7910 SWEETWATER BIKE SKIL | 2,148,413.00 | 198,546.74 | 0.00 | 198,546.74 | 1,949,866.26 | 198,546.74 |
| 26000 CAPITAL OUTLAY FUND | 7911C COFD7911 TJRVP ACTIVE RECREAT | 2,387,182.49 | 263,885.54 | 0.00 | 263,885.54 | 2,123,296.95 | 263,885.54 |
| 26000 CAPITAL OUTLAY FUND | 7912C COFD7912 LAKESIDE SOCCER FIEL | 322,780.32 | 0.00 | 0.00 | 0.00 | 322,780.32 | |
| 26000 CAPITAL OUTLAY FUND | 7930C COFD7930 TIJUANA RIVER VALLEY | 1,942,786.31 | 1,190,076.57 | 0.00 | 1,190,076.57 | 752,709.74 | 1,190,076.57 |

# PERIODIC FINANCIAL STATEMENT - SCHEDULE OF REVENUES AND EXPENDITURES BY FUND AND ORGANIZATIONAL UNIT - GL041

Date:13-AUG-2025 15:47:24

COSD

Current Period: ADJ-25

Currency: USD

No specific FUND requested

| FUND | ORG | REVISED BUDGET | EXPENDITURES | ENCUMBRANCES | EXPENDITURES & ENCUMBRANCES | REMAINING BUDGET | REVENUE |
|---|---|---|---|---|---|---|---|
| 26000 CAPITAL OUTLAY FUND | 7966C COFD7966 EOC AND SHF COMMUNIC | 114,447.91 | 114,165.18 | 0.00 | 114,165.18 | 282.73 | 114,165.18 |
| 26000 CAPITAL OUTLAY FUND | 7967C COFD7967 STOWE TRAIL ACQUISIT | 4,498,103.20 | 94,352.89 | 0.00 | 94,352.89 | 4,403,750.31 | 94,352.89 |
| 26000 CAPITAL OUTLAY FUND | 7968C COFD7968 SANTA MARIA CREEK GR | 992,752.90 | 227,558.13 | 0.00 | 227,558.13 | 765,194.77 | 227,558.13 |
| 26000 CAPITAL OUTLAY FUND | 7969C COFD7969 HIDDEN MEADOWS PARK | 2,000,000.00 | 0.00 | 0.00 | 0.00 | 2,000,000.00 | |
| 26000 CAPITAL OUTLAY FUND | 7970C COFD7970 CASA DE ORO LIBRARY | 2,371,864.32 | 139,180.89 | 0.00 | 139,180.89 | 2,232,683.43 | 139,180.89 |
| 26000 CAPITAL OUTLAY FUND | 7983C COFD7983 BUTTERFIELD RANCH AC | 1,000,500.00 | 0.00 | 0.00 | 0.00 | 1,000,500.00 | |
| 26000 CAPITAL OUTLAY FUND | 7993C COFD7993 DICTIONARY HILLS | 880,000.00 | 111,632.68 | 0.00 | 111,632.68 | 768,367.32 | 111,632.68 |
| 26000 CAPITAL OUTLAY FUND | 7994C COFD7994 ENCINITAS LANDFILL P | 1,000,000.00 | 0.00 | 0.00 | 0.00 | 1,000,000.00 | |
| 26000 CAPITAL OUTLAY FUND | 7A44C COFD7A44 TJ RIVER VALLEY SPOO | 1,766,370.00 | 67,149.08 | 0.00 | 67,149.08 | 1,699,220.92 | 67,149.08 |
| 26000 CAPITAL OUTLAY FUND | 7A53C COFD7A53 JESS MARTIN CNTY PK | 425,000.00 | 8,658.00 | 0.00 | 8,658.00 | 416,342.00 | 8,658.00 |
| 26000 CAPITAL OUTLAY FUND | 7A54C COFD7A54 TJ RIVER VALLEY REPI | 2,350,000.00 | 0.00 | 0.00 | 0.00 | 2,350,000.00 | |
| 26005 MAJOR MAINT CAPITAL OUTL | 7598D MMCOF7598 SDC PSYC HOSPTL HVA | 1,697,153.04 | 1,016,401.85 | 0.00 | 1,016,401.85 | 680,751.19 | 1,016,401.85 |
| 26005 MAJOR MAINT CAPITAL OUTL | 7627D MMCOF7627 VISTA DETENTION FAC | 239,102.59 | 0.00 | 0.00 | 0.00 | 239,102.59 | |
| 26005 MAJOR MAINT CAPITAL OUTL | 7642D MMCOF7642 GBDF REPLC SECURITY | 30,508,189.48 | 10,844,844.48 | 0.00 | 10,844,844.48 | 19,663,345.00 | 10,844,844.48 |
| 26005 MAJOR MAINT CAPITAL OUTL | 7648D MMCOF7648 CCA RENOVATION | 20,905.21 | 20,905.21 | 0.00 | 20,905.21 | 0.00 | 20,905.21 |
| 26005 MAJOR MAINT CAPITAL OUTL | 7686D MMCOF7686 RIDGEHAVEN SHERIFF | 17,727,432.43 | 12,073,060.09 | 0.00 | 12,073,060.09 | 5,654,372.34 | 12,073,060.09 |
| 26005 MAJOR MAINT CAPITAL OUTL | 7699D MMCOF7699 LINDO LAKE PLAYGROU | 317,830.03 | 0.00 | 0.00 | 0.00 | 317,830.03 | |
| 26005 MAJOR MAINT CAPITAL OUTL | 7761D MMCOF7761 SAN PASQUAL ACADEMY | 163,918.01 | 145,532.06 | 0.00 | 145,532.06 | 18,385.95 | 145,532.06 |
| 26005 MAJOR MAINT CAPITAL OUTL | 7765D MMCOF7765 SWEETWATER REGIONAL | 44,150.70 | 36,421.74 | 0.00 | 36,421.74 | 7,728.96 | 36,421.74 |
| 26005 MAJOR MAINT CAPITAL OUTL | 7771D MMCOF7771 POTRERO PARK BACKUP | 113,345.02 | 2,701.03 | 0.00 | 2,701.03 | 110,643.99 | 2,701.03 |
| 26005 MAJOR MAINT CAPITAL OUTL | 7772D MMCOF7772 WILDERNESS GARDEN P | 254,263.76 | 13,332.84 | 0.00 | 13,332.84 | 240,930.92 | 13,332.84 |
| 26005 MAJOR MAINT CAPITAL OUTL | 7774D MMCOF7774 LAKESIDE SUBSTN EME | 7,403.82 | 7,403.82 | 0.00 | 7,403.82 | 0.00 | 7,403.82 |
| 26005 MAJOR MAINT CAPITAL OUTL | 7780D MMCOF7780 RIDGEHAVEN NEW GENE | 526,874.97 | 344,835.51 | 0.00 | 344,835.51 | 182,039.46 | 344,835.51 |
| 26005 MAJOR MAINT CAPITAL OUTL | 7784D MMCOF7784 SBRC ESCALATOR AND | 890,726.30 | 10,031.97 | 0.00 | 10,031.97 | 880,694.33 | 10,031.97 |
| 26005 MAJOR MAINT CAPITAL OUTL | 7808D MMCOF7808 EMJDF GENERATOR REP | 2,450,818.64 | 1,410,892.28 | 0.00 | 1,410,892.28 | 1,039,926.36 | 1,410,892.28 |
| 26005 MAJOR MAINT CAPITAL OUTL | 7810D MMCOF7810 CREST LIBRARY REMOD | 13,831.11 | 13,831.11 | 0.00 | 13,831.11 | 0.00 | 13,831.11 |
| 26005 MAJOR MAINT CAPITAL OUTL | 7815D MMCOF7815 FLINN SPRINGS PARK | 77,746.19 | 3,069.05 | 0.00 | 3,069.05 | 74,677.14 | 3,069.05 |
| 26005 MAJOR MAINT CAPITAL OUTL | 7817D MMCOF7817 JESS MARTIN PARK WA | 44,446.59 | 35,558.47 | 0.00 | 35,558.47 | 8,888.12 | 35,558.47 |
| 26005 MAJOR MAINT CAPITAL OUTL | 7819D MMCOF7819 VALLECITOS PARK GEN | 105,915.24 | 7,207.02 | 0.00 | 7,207.02 | 98,708.22 | 7,207.02 |
| 26005 MAJOR MAINT CAPITAL OUTL | 7821D MMCOF7821 JULIAN FS 56 PAVEME | 201,077.80 | 201,077.80 | 0.00 | 201,077.80 | 0.00 | 201,077.80 |
| 26005 MAJOR MAINT CAPITAL OUTL | 7822D MMCOF7822 RANCHITA FS 58 STRM | (97.48) | (97.48) | 0.00 | (97.48) | 0.00 | (97.48) |
| 26005 MAJOR MAINT CAPITAL OUTL | 7823D MMCOF7823 EMRF CPC REMODEL | 1,507,149.81 | 24,671.04 | 0.00 | 24,671.04 | 1,482,478.77 | 24,671.04 |
| 26005 MAJOR MAINT CAPITAL OUTL | 7825D MMCOF7825 VDF RECREATION YARD | 792,608.19 | 728,559.72 | 0.00 | 728,559.72 | 64,048.47 | 728,559.72 |
| 26005 MAJOR MAINT CAPITAL OUTL | 7826D MMCOF7826 RSD SHERIFF AIR HAN | 50,718.73 | 0.00 | 0.00 | 0.00 | 50,718.73 | |
| 26005 MAJOR MAINT CAPITAL OUTL | 7827D MMCOF7827 SDCJ SEC N EMRGNCY | 26,583,263.44 | 1,716,074.96 | 0.00 | 1,716,074.96 | 24,867,188.48 | 1,716,074.96 |
| 26005 MAJOR MAINT CAPITAL OUTL | 7829D MMCOF7829 GBDF ROCK SALLY POR | 3,000,000.00 | 217,821.15 | 0.00 | 217,821.15 | 2,782,178.85 | 217,821.15 |
| 26005 MAJOR MAINT CAPITAL OUTL | 7831D MMCOF7831 MENTAL HEALTH SERVI | 58,510.22 | 1,172.09 | 0.00 | 1,172.09 | 57,338.13 | 1,172.09 |
| 26005 MAJOR MAINT CAPITAL OUTL | 7833D MMCOF7833 MV FRC TI ELIGIBILI | 1,060,276.99 | 607,567.84 | 0.00 | 607,567.84 | 452,709.15 | 607,567.84 |
| 26005 MAJOR MAINT CAPITAL OUTL | 7835D MMCOF7835 SR LWC NATIONAL CIT | 1,310,628.85 | 1,083,173.36 | 0.00 | 1,083,173.36 | 227,455.49 | 1,083,173.36 |
| 26005 MAJOR MAINT CAPITAL OUTL | 7846D MMCOF7846 SOUTH REGION FRC LO | 3,433,725.45 | 3,391,703.77 | 0.00 | 3,391,703.77 | 42,021.68 | 3,391,703.77 |
| 26005 MAJOR MAINT CAPITAL OUTL | 7852D MMCOF7852 EL CAJON CITY HALL | (31.65) | (31.65) | 0.00 | (31.65) | 0.00 | (31.65) |
| 26005 MAJOR MAINT CAPITAL OUTL | 7855D MMCOF7855 TOWN CENTER MANOR C | 4,013,426.77 | 3,655,594.69 | 0.00 | 3,655,594.69 | 357,832.08 | 3,655,594.69 |
| 26005 MAJOR MAINT CAPITAL OUTL | 7858D MMCOF7858 EDGEMR CEIL TILES D | 1,709,239.50 | 142,176.85 | 0.00 | 142,176.85 | 1,567,062.65 | 142,176.85 |
| 26005 MAJOR MAINT CAPITAL OUTL | 7859D MMCOF7859 EAST CTY MENTAL HEA | 107,576.05 | 755.10 | 0.00 | 755.10 | 106,820.95 | 755.10 |
| 26005 MAJOR MAINT CAPITAL OUTL | 7865D MMCOF7865 NORTH CENTRAL MHC W | 1,715,724.98 | 193,072.02 | 0.00 | 193,072.02 | 1,522,652.96 | 193,072.02 |
| 26005 MAJOR MAINT CAPITAL OUTL | 7866D MMCOF7866 HHSA SEVILLE PLZ RE | 504,597.10 | 323,286.48 | 0.00 | 323,286.48 | 181,310.62 | 323,286.48 |
| 26005 MAJOR MAINT CAPITAL OUTL | 7867D MMCOF7867 MILLS OFFCE RECONFI | 639,388.98 | 352,429.66 | 0.00 | 352,429.66 | 286,959.32 | 352,429.66 |
| 26005 MAJOR MAINT CAPITAL OUTL | 7869D MMCOF7869 FALLBROOK FRC SECUR | 265,813.64 | 206,478.72 | 0.00 | 206,478.72 | 59,334.92 | 206,478.72 |
| 26005 MAJOR MAINT CAPITAL OUTL | 7870D MMCOF7870 CITY HEIGHTS CCWS O | 266,653.10 | 25,047.00 | 0.00 | 25,047.00 | 241,606.10 | 25,047.00 |
| 26005 MAJOR MAINT CAPITAL OUTL | 7871D MMCOF7871 HZRD WY SEC ENHANCE | 1,014,254.66 | (487.16) | 0.00 | (487.16) | 1,014,741.82 | (487.16) |
| 26005 MAJOR MAINT CAPITAL OUTL | 7873D MMCOF7873 COC LIBRARY HQ SHD | 5,667.05 | 5,667.05 | 0.00 | 5,667.05 | 0.00 | 5,667.05 |

# PERIODIC FINANCIAL STATEMENT - SCHEDULE OF REVENUES AND EXPENDITURES BY FUND AND ORGANIZATIONAL UNIT - GL041

Date:13-AUG-2025 15:47:24

COSD
Current Period: ADJ-25

Currency: USD
No specific FUND requested

| FUND | ORG | REVISED BUDGET | EXPENDITURES | ENCUMBRANCES | EXPENDITURES & ENCUMBRANCES | REMAINING BUDGET | REVENUE |
|---|---|---|---|---|---|---|---|
| 26005 MAJOR MAINT CAPITAL OUTL | 7874D MMCOF7874 JULIAN LIBRARY HVAC | 965,551.94 | 110,081.98 | 0.00 | 110,081.98 | 855,469.96 | 110,081.98 |
| 26005 MAJOR MAINT CAPITAL OUTL | 7875D MMCOF7875 RNCHO SAN DIEGO LIB | 11,365.11 | 11,365.11 | 0.00 | 11,365.11 | 0.00 | 11,365.11 |
| 26005 MAJOR MAINT CAPITAL OUTL | 7876D MMCOF7876 RANCHO SANTA FE STA | 30,942.94 | 10,988.57 | 0.00 | 10,988.57 | 19,954.37 | 10,988.57 |
| 26005 MAJOR MAINT CAPITAL OUTL | 7877D MMCOF7877 CREST LIBRARY HVAC | 53,838.28 | 53,838.28 | 0.00 | 53,838.28 | 0.00 | 53,838.28 |
| 26005 MAJOR MAINT CAPITAL OUTL | 7878D MMCOF7878 SWEETWATER BALL FIE | 408,866.14 | 7,047.60 | 0.00 | 7,047.60 | 401,818.54 | 7,047.60 |
| 26005 MAJOR MAINT CAPITAL OUTL | 7881D MMCOF7881 GUAJOME PARK GATE A | 450,255.64 | 439,635.20 | 0.00 | 439,635.20 | 10,620.44 | 439,635.20 |
| 26005 MAJOR MAINT CAPITAL OUTL | 7882D MMCOF7882 FALLBROOK LIBRARY Z | 1,829,335.29 | 952,331.85 | 0.00 | 952,331.85 | 877,003.44 | 952,331.85 |
| 26005 MAJOR MAINT CAPITAL OUTL | 7887D MMCOF7887 JAMUL FIRE STN 36 P | 61,048.31 | 32,059.94 | 0.00 | 32,059.94 | 28,988.37 | 32,059.94 |
| 26005 MAJOR MAINT CAPITAL OUTL | 7890D MMCOF7890 EMJDF EXT PNT WTR H | 221,071.08 | 167,727.41 | 0.00 | 167,727.41 | 53,343.67 | 167,727.41 |
| 26005 MAJOR MAINT CAPITAL OUTL | 7898D MMCOF7898 LCDF WTR HTR AND SW | 2,310,063.46 | 48,707.03 | 0.00 | 48,707.03 | 2,261,356.43 | 48,707.03 |
| 26005 MAJOR MAINT CAPITAL OUTL | 7899D MMCOF7899 BRRGO SPRG SHF OFC | 377,752.54 | 264,720.22 | 0.00 | 264,720.22 | 113,032.32 | 264,720.22 |
| 26005 MAJOR MAINT CAPITAL OUTL | 7900D MMCOF7900 SD FIRE ARMS TRNING | 145,086.13 | 6,965.55 | 0.00 | 6,965.55 | 138,120.58 | 6,965.55 |
| 26005 MAJOR MAINT CAPITAL OUTL | 7904D MMCOF7904 ROCK MOUNTAIN HOUSE | 712,350.87 | 576,031.45 | 0.00 | 576,031.45 | 136,319.42 | 576,031.45 |
| 26005 MAJOR MAINT CAPITAL OUTL | 7905D MMCOF7905 PINE VLY SHF SBSTN | 19,306.86 | 13,343.78 | 0.00 | 13,343.78 | 5,963.08 | 13,343.78 |
| 26005 MAJOR MAINT CAPITAL OUTL | 7906D MMCOF7906 RANCHITA SBSTTN AWN | 13,119.01 | 13,119.01 | 0.00 | 13,119.01 | 0.00 | 13,119.01 |
| 26005 MAJOR MAINT CAPITAL OUTL | 7907D MMCOF7907 IB SHERIFF TRAILER | 6,785.48 | 6,785.48 | 0.00 | 6,785.48 | 0.00 | 6,785.48 |
| 26005 MAJOR MAINT CAPITAL OUTL | 7914D MMCOF7914 NEW SPC FOR OFC OF | 67,941.15 | 2,391.49 | 0.00 | 2,391.49 | 65,549.66 | 2,391.49 |
| 26005 MAJOR MAINT CAPITAL OUTL | 7916D MMCOF7916 HHS VOASW BEHAVIORA | 25,735,989.63 | 6,382,747.60 | 0.00 | 6,382,747.60 | 19,353,242.03 | 6,382,747.60 |
| 26005 MAJOR MAINT CAPITAL OUTL | 7917D MMCOF7917 EDGEMOOR DISHWASHER | 452,324.80 | 272,744.25 | 0.00 | 272,744.25 | 179,580.55 | 272,744.25 |
| 26005 MAJOR MAINT CAPITAL OUTL | 7918D MMCOF7918 PHPR WAREHOUS TENAN | 410,594.73 | 39,461.84 | 0.00 | 39,461.84 | 371,132.89 | 39,461.84 |
| 26005 MAJOR MAINT CAPITAL OUTL | 7919D MMCOF7919 SRLWC PUBLIC HEALTH | 98,176.94 | 0.00 | 0.00 | 0.00 | 98,176.94 | |
| 26005 MAJOR MAINT CAPITAL OUTL | 7922D MMCOF7922 EMJDF INTERCOM SYST | 2,441,729.74 | 323,328.22 | 0.00 | 323,328.22 | 2,118,401.52 | 323,328.22 |
| 26005 MAJOR MAINT CAPITAL OUTL | 7924D MMCOF7924 DPW ROAD MAINTENANC | 188,803.09 | 188,803.09 | 0.00 | 188,803.09 | 0.00 | 188,803.09 |
| 26005 MAJOR MAINT CAPITAL OUTL | 7925D MMCOF7925 VISTA DETENTN FACIL | 6,222,366.00 | 34,583.10 | 0.00 | 34,583.10 | 6,187,782.90 | 34,583.10 |
| 26005 MAJOR MAINT CAPITAL OUTL | 7926D MMCOF7926 MAGNOLIA SAFE PARKI | 3,285,433.19 | 2,422,249.93 | 0.00 | 2,422,249.93 | 863,183.26 | 2,422,249.93 |
| 26005 MAJOR MAINT CAPITAL OUTL | 7927D MMCOF7927 BANCROFT SAFE PARKI | 864,573.81 | 693,781.93 | 0.00 | 693,781.93 | 170,791.88 | 693,781.93 |
| 26005 MAJOR MAINT CAPITAL OUTL | 7928D MMCOF7928 RAMONA ROAD STATION | 336,587.07 | 502.06 | 0.00 | 502.06 | 336,085.01 | 502.06 |
| 26005 MAJOR MAINT CAPITAL OUTL | 7929D MMCOF7929 SAN MARCOS ROAD STA | 340,709.14 | 502.06 | 0.00 | 502.06 | 340,207.08 | 502.06 |
| 26005 MAJOR MAINT CAPITAL OUTL | 7931D MMCOF7931 CAC WATERFRONT PARK | 249,012.69 | 23,832.69 | 0.00 | 23,832.69 | 225,180.00 | 23,832.69 |
| 26005 MAJOR MAINT CAPITAL OUTL | 7932D MMCOF7932 BONITA MUSEUM AC UN | 129,494.96 | 113,503.13 | 0.00 | 113,503.13 | 15,991.83 | 113,503.13 |
| 26005 MAJOR MAINT CAPITAL OUTL | 7933D MMCOF7933 ROV COC SEC ENHANCE | 810.93 | 810.93 | 0.00 | 810.93 | 0.00 | 810.93 |
| 26005 MAJOR MAINT CAPITAL OUTL | 7936D MMCOF7936 ALPINE LIB SECURITY | (149.60) | (149.60) | 0.00 | (149.60) | 0.00 | (149.60) |
| 26005 MAJOR MAINT CAPITAL OUTL | 7937D MMCOF7937 4S RANCH LIB HVAC R | 371,584.01 | 36,387.89 | 0.00 | 36,387.89 | 335,196.12 | 36,387.89 |
| 26005 MAJOR MAINT CAPITAL OUTL | 7939D MMCOF7939 BNTA SUN LIB PAT FN | 218,071.75 | 98,268.13 | 0.00 | 98,268.13 | 119,803.62 | 98,268.13 |
| 26005 MAJOR MAINT CAPITAL OUTL | 7940D MMCOF7940 LAKE MORENA DOCK RE | 300,000.00 | 6,464.51 | 0.00 | 6,464.51 | 293,535.49 | 6,464.51 |
| 26005 MAJOR MAINT CAPITAL OUTL | 7941D MMCOF7941 LAKE MORENA PLAYGRO | 121,678.44 | 35,329.88 | 0.00 | 35,329.88 | 86,348.56 | 35,329.88 |
| 26005 MAJOR MAINT CAPITAL OUTL | 7943D MMCOF7943 CACTUS PARK REFURBI | 1,679,424.35 | 25,136.22 | 0.00 | 25,136.22 | 1,654,288.13 | 25,136.22 |
| 26005 MAJOR MAINT CAPITAL OUTL | 7944D MMCOF7944 CACTUS PARK RESTROO | 2,500,000.00 | 379,746.51 | 0.00 | 379,746.51 | 2,120,253.49 | 379,746.51 |
| 26005 MAJOR MAINT CAPITAL OUTL | 7946D MMCOF7946 STELZER PARK TRAIL | 119,120.93 | 105,617.88 | 0.00 | 105,617.88 | 13,503.05 | 105,617.88 |
| 26005 MAJOR MAINT CAPITAL OUTL | 7947D MMCOF7947 AGUA CALIENTE PARK | 600,000.00 | 23,738.06 | 0.00 | 23,738.06 | 576,261.94 | 23,738.06 |
| 26005 MAJOR MAINT CAPITAL OUTL | 7948D MMCOF7948 AGUA CALIENTE PARK | 240,000.00 | 0.00 | 0.00 | 0.00 | 240,000.00 | |
| 26005 MAJOR MAINT CAPITAL OUTL | 7949D MMCOF7949 SPRING VALLEY GYM H | 184,778.33 | 46,510.02 | 0.00 | 46,510.02 | 138,268.31 | 46,510.02 |
| 26005 MAJOR MAINT CAPITAL OUTL | 7950D MMCOF7950 JULIAN FS 56 EXT WO | 331,194.90 | 26,241.71 | 0.00 | 26,241.71 | 304,953.19 | 26,241.71 |
| 26005 MAJOR MAINT CAPITAL OUTL | 7952D MMCOF7952 DEERHORN FS 37 STO | 331,156.40 | 28,483.32 | 0.00 | 28,483.32 | 302,673.08 | 28,483.32 |
| 26005 MAJOR MAINT CAPITAL OUTL | 7953D MMCOF7953 LAKE MORENA FS 42 E | 336,803.18 | 27,240.30 | 0.00 | 27,240.30 | 309,562.88 | 27,240.30 |
| 26005 MAJOR MAINT CAPITAL OUTL | 7954D MMCOF7954 INTERMOUNTAIN FS 85 | 79,367.34 | 19,929.75 | 0.00 | 19,929.75 | 59,437.59 | 19,929.75 |
| 26005 MAJOR MAINT CAPITAL OUTL | 7955D MMCOF7955 RANCHITA FS 58 EXT | 328,024.56 | 23,566.10 | 0.00 | 23,566.10 | 304,458.46 | 23,566.10 |
| 26005 MAJOR MAINT CAPITAL OUTL | 7958D MMCOF7958 EMJDF TRACK FIELD S | (1,286.70) | (1,286.70) | 0.00 | (1,286.70) | 0.00 | (1,286.70) |
| 26005 MAJOR MAINT CAPITAL OUTL | 7959D MMCOF7959 EMJDF IBR DELIVERY | 772,493.55 | 241,614.94 | 0.00 | 241,614.94 | 530,878.61 | 241,614.94 |
| 26005 MAJOR MAINT CAPITAL OUTL | 7960D MMCOF7960 ALPINE SHERIFF STAT | 146,044.49 | 123,461.69 | 0.00 | 123,461.69 | 22,582.80 | 123,461.69 |
| 26005 MAJOR MAINT CAPITAL OUTL | 7961D MMCOF7961 EO MESA REG FIREARM | 183,728.64 | 172,625.81 | 0.00 | 172,625.81 | 11,102.83 | 172,625.81 |

# PERIODIC FINANCIAL STATEMENT - SCHEDULE OF REVENUES AND EXPENDITURES BY FUND AND ORGANIZATIONAL UNIT - GL041

Date:13-AUG-2025 15:47:24

COSD

Current Period: ADJ-25

Currency: USD

No specific FUND requested

| FUND | ORG | REVISED BUDGET | EXPENDITURES | ENCUMBRANCES | EXPENDITURES & ENCUMBRANCES | REMAINING BUDGET | REVENUE |
|---|---|---|---|---|---|---|---|
| 26005 MAJOR MAINT CAPITAL OUTL | 7962D MMCOF7962 JULIAN SHF SUBSTATI | 3,482.43 | 3,482.43 | 0.00 | 3,482.43 | 0.00 | 3,482.43 |
| 26005 MAJOR MAINT CAPITAL OUTL | 7965D MMCOF7965 ASTREA SHF AVIATION | 131,641.56 | 66,955.96 | 0.00 | 66,955.96 | 64,685.60 | 66,955.96 |
| 26005 MAJOR MAINT CAPITAL OUTL | 7976D MMCOF7976 AWM HAZARD WAY EV C | 439,367.08 | 31,629.76 | 0.00 | 31,629.76 | 407,737.32 | 31,629.76 |
| 26005 MAJOR MAINT CAPITAL OUTL | 7978D MMCOF7978 EMDF ELECTRIC VEHIC | 1,056,733.45 | 45,515.69 | 0.00 | 45,515.69 | 1,011,217.76 | 45,515.69 |
| 26005 MAJOR MAINT CAPITAL OUTL | 7979D MMCOF7979 SAN MARCOS OFFICES | 242,603.12 | 3,514.42 | 0.00 | 3,514.42 | 239,088.70 | 3,514.42 |
| 26005 MAJOR MAINT CAPITAL OUTL | 7980D MMCOF7980 SOUTH LOT LINE COC | 353,512.64 | 32,884.92 | 0.00 | 32,884.92 | 320,627.72 | 32,884.92 |
| 26005 MAJOR MAINT CAPITAL OUTL | 7981D MMCOF7981 CRASH GOLDEN HILL H | 4,067,992.24 | 3,161,737.28 | 0.00 | 3,161,737.28 | 906,254.96 | 3,161,737.28 |
| 26005 MAJOR MAINT CAPITAL OUTL | 7986D MMCOF7986 HARBISON CANYON FS | 460,368.57 | 63,076.97 | 0.00 | 63,076.97 | 397,291.60 | 63,076.97 |
| 26005 MAJOR MAINT CAPITAL OUTL | 7987D MMCOF7987 POLINSKY REPAIRS PH | 5,064,752.70 | 28,486.81 | 0.00 | 28,486.81 | 5,036,265.89 | 28,486.81 |
| 26005 MAJOR MAINT CAPITAL OUTL | 7988D MMCOF7988 DPW WSTWTR STE LIGH | 233,757.91 | 232,756.35 | 0.00 | 232,756.35 | 1,001.56 | 232,756.35 |
| 26005 MAJOR MAINT CAPITAL OUTL | 7989D MMCOF7989 EL CAJON FRC EV CHA | 200,000.00 | 3,012.36 | 0.00 | 3,012.36 | 196,987.64 | 3,012.36 |
| 26005 MAJOR MAINT CAPITAL OUTL | 7990D MMCOF7990 EDGEMOOR SNF EV CHA | 200,000.00 | 3,263.39 | 0.00 | 3,263.39 | 196,736.61 | 3,263.39 |
| 26005 MAJOR MAINT CAPITAL OUTL | 7991D MMCOF7991 WILLOW RD REC VEHIC | 326,214.38 | 326,214.38 | 0.00 | 326,214.38 | 0.00 | 326,214.38 |
| 26005 MAJOR MAINT CAPITAL OUTL | 7998D MMCOF7998 ENERGY MEASURES IMP | 850,000.00 | 22,908.93 | 0.00 | 22,908.93 | 827,091.07 | 22,908.93 |
| 26005 MAJOR MAINT CAPITAL OUTL | 7999D MMCOF7999 EV ROADMAP FOR VARI | 630,000.00 | 106,761.07 | 0.00 | 106,761.07 | 523,238.93 | 106,761.07 |
| 26005 MAJOR MAINT CAPITAL OUTL | 7A02D MMCOF7A02 SOUTH REGION PUBLIC | 500,000.00 | 5,020.55 | 0.00 | 5,020.55 | 494,979.45 | 5,020.55 |
| 26005 MAJOR MAINT CAPITAL OUTL | 7A03D MMCOF7A03 VISTA LIBRARY SERVI | 100,000.00 | 22,185.90 | 0.00 | 22,185.90 | 77,814.10 | 22,185.90 |
| 26005 MAJOR MAINT CAPITAL OUTL | 7A04D MMCOF7A04 SWTWTR REG PARK ELE | 600,000.00 | 65,326.70 | 0.00 | 65,326.70 | 534,673.30 | 65,326.70 |
| 26005 MAJOR MAINT CAPITAL OUTL | 7A11D MMCOF7A11 DOS PICOS CAMPGROUN | 600,000.00 | 34,431.66 | 0.00 | 34,431.66 | 565,568.34 | 34,431.66 |
| 26005 MAJOR MAINT CAPITAL OUTL | 7A12D MMCOF7A12 DOS PICOS RESTRM UP | 600,000.00 | 26,638.23 | 0.00 | 26,638.23 | 573,361.77 | 26,638.23 |
| 26005 MAJOR MAINT CAPITAL OUTL | 7A14D MMCOF7A14 WILLIAM HEISE PARK | 200,000.00 | 3,012.36 | 0.00 | 3,012.36 | 196,987.64 | 3,012.36 |
| 26005 MAJOR MAINT CAPITAL OUTL | 7A15D MMCOF7A15 POTRERO PARK RESTRO | 450,000.00 | 15,781.17 | 0.00 | 15,781.17 | 434,218.83 | 15,781.17 |
| 26005 MAJOR MAINT CAPITAL OUTL | 7A21D MMCOF7A21 GOODLAND ACRES PARK | 150,000.00 | 137,145.72 | 0.00 | 137,145.72 | 12,854.28 | 137,145.72 |
| 26005 MAJOR MAINT CAPITAL OUTL | 7A22D MMCOF7A22 4S RANCH PARK IMPRO | 6,024.68 | 6,024.68 | 0.00 | 6,024.68 | 0.00 | 6,024.68 |
| 26005 MAJOR MAINT CAPITAL OUTL | 7A23D MMCOF7A23 4S RANCH SPORTS PRK | 500,975.32 | 17,321.07 | 0.00 | 17,321.07 | 483,654.25 | 17,321.07 |
| 26005 MAJOR MAINT CAPITAL OUTL | 7A24D MMCOF7A24 4S RANCH PATRIOT PA | 43,000.00 | 0.00 | 0.00 | 0.00 | 43,000.00 | |
| 26005 MAJOR MAINT CAPITAL OUTL | 7A26D MMCOF7A26 LOUIS STELZER COUNT | 500,000.00 | 0.00 | 0.00 | 0.00 | 500,000.00 | |
| 26005 MAJOR MAINT CAPITAL OUTL | 7A27D MMCOF7A27 DPR ADA ACCESSIBILI | 1,000,000.00 | 0.00 | 0.00 | 0.00 | 1,000,000.00 | |
| 26005 MAJOR MAINT CAPITAL OUTL | 7A29D MMCOF7A29 SHELTER VALLEY FS 6 | 305,000.00 | 11,927.14 | 0.00 | 11,927.14 | 293,072.86 | 11,927.14 |
| 26005 MAJOR MAINT CAPITAL OUTL | 7A30D MMCOF7A30 EMJDF IMPROVEMENTS | 5,165,000.00 | 155,830.12 | 0.00 | 155,830.12 | 5,009,169.88 | 155,830.12 |
| 26005 MAJOR MAINT CAPITAL OUTL | 7A31D MMCOF7A31 FALLBROOK SUBSTATIO | 800,000.00 | 57,915.31 | 0.00 | 57,915.31 | 742,084.69 | 57,915.31 |
| 26005 MAJOR MAINT CAPITAL OUTL | 7A33D MMCOF7A33 NCRC VISTA CCTV UPG | 450,000.00 | 201,493.52 | 0.00 | 201,493.52 | 248,506.48 | 201,493.52 |
| 26005 MAJOR MAINT CAPITAL OUTL | 7A34D MMCOF7A34 SDCJ ADA UPGRADE PH | 4,500,000.00 | 0.00 | 0.00 | 0.00 | 4,500,000.00 | |
| 26005 MAJOR MAINT CAPITAL OUTL | 7A35D MMCOF7A35 VALLEY CENTER SUBST | 260,630.09 | 246,698.08 | 0.00 | 246,698.08 | 13,932.01 | 246,698.08 |
| 26005 MAJOR MAINT CAPITAL OUTL | 7A36D MMCOF7A36 SHERIFFS HQ SITE BO | 110,000.00 | 18,016.07 | 0.00 | 18,016.07 | 91,983.93 | 18,016.07 |
| 26005 MAJOR MAINT CAPITAL OUTL | 7A37D MMCOF7A37 MIRAMAR K9 FENCING | 100,000.00 | 18,483.38 | 0.00 | 18,483.38 | 81,516.62 | 18,483.38 |
| 26005 MAJOR MAINT CAPITAL OUTL | 7A38D MMCOF7A38 RANCHITA SUBSTATION | 75,000.00 | 7,248.45 | 0.00 | 7,248.45 | 67,751.55 | 7,248.45 |
| 26005 MAJOR MAINT CAPITAL OUTL | 7A39D MMCOF7A39 COC 5580 HVAC EQUIP | 1,000,000.00 | 14,559.64 | 0.00 | 14,559.64 | 985,440.36 | 14,559.64 |
| 26005 MAJOR MAINT CAPITAL OUTL | 7A40D MMCOF7A40 LCDRF ADA UPGRADE | 9,485,189.25 | 112,478.54 | 0.00 | 112,478.54 | 9,372,710.71 | 112,478.54 |
| 26005 MAJOR MAINT CAPITAL OUTL | 7A41D MMCOF7A41 SDCPH PHARMACY RELO | 650,000.00 | 335,423.03 | 0.00 | 335,423.03 | 314,576.97 | 335,423.03 |
| 26005 MAJOR MAINT CAPITAL OUTL | 7A42D MMCOF7A42 EAST COUNTY REG CTR | 920,000.00 | 396,864.27 | 0.00 | 396,864.27 | 523,135.73 | 396,864.27 |
| 26005 MAJOR MAINT CAPITAL OUTL | 7A43D MMCOF7A43 EMJDF UPGRADE CCTV | 3,087,522.77 | 891,362.12 | 0.00 | 891,362.12 | 2,196,160.65 | 891,362.12 |
| 26005 MAJOR MAINT CAPITAL OUTL | 7A45D MMCOF7A45 TROY SLEEPING CABIN | 11,100,000.00 | 1,037,499.26 | 0.00 | 1,037,499.26 | 10,062,500.74 | 1,037,499.26 |
| 26005 MAJOR MAINT CAPITAL OUTL | 7A46D MMCOF7A46 EL CAJON FRC CANOPY | 500,000.00 | 30,156.34 | 0.00 | 30,156.34 | 469,843.66 | 30,156.34 |
| 26005 MAJOR MAINT CAPITAL OUTL | 7A47D MMCOF7A47 EAST COUNTY REGIONA | 542,009.15 | 68,634.24 | 0.00 | 68,634.24 | 473,374.91 | 68,634.24 |
| 26005 MAJOR MAINT CAPITAL OUTL | 7A48D MMCOF7A48 NORTH COUNTY ANIMAL | 848,807.20 | 78,339.98 | 0.00 | 78,339.98 | 770,467.22 | 78,339.98 |
| 26005 MAJOR MAINT CAPITAL OUTL | 7A50D MMCOF7A50 REPLACE HVAC UNITS | 1,500,000.00 | 2,496.91 | 0.00 | 2,496.91 | 1,497,503.09 | 2,496.91 |
| 26005 MAJOR MAINT CAPITAL OUTL | 7A51D MMCOF7A51 HOJ PARKING LOT GAT | 350,000.00 | 12,748.81 | 0.00 | 12,748.81 | 337,251.19 | 12,748.81 |
| 26005 MAJOR MAINT CAPITAL OUTL | 7A63D MMCOF7A63 LAS COLINAS DETENTI | 500,000.00 | 0.00 | 0.00 | 0.00 | 500,000.00 | |
| 26005 MAJOR MAINT CAPITAL OUTL | 7A64D MMCOF7A64 GILLESPIE FIELD AIR | 500,000.00 | 0.00 | 0.00 | 0.00 | 500,000.00 | |
| 26015 CAPITAL MSCP ACQUISITION | 7312M KA9500 MULTI-SPECIES CNSRVTN | 27,439,087.16 | 10,450,036.77 | 0.00 | 10,450,036.77 | 16,989,050.39 | 10,450,036.77 |

# PERIODIC FINANCIAL STATEMENT - SCHEDULE OF REVENUES AND EXPENDITURES BY FUND AND ORGANIZATIONAL UNIT - GL041

Date:13-AUG-2025 15:47:24

COSD
Current Period: ADJ-25

Currency: USD
No specific FUND requested

| FUND | ORG | REVISED BUDGET | EXPENDITURES | ENCUMBRANCES | EXPENDITURES & ENCUMBRANCES | REMAINING BUDGET | REVENUE |
|---|---|---|---|---|---|---|---|
| 26025 COUNTY HEALTH COMPLEX | 7529H COHC7529 SOUTHEAST SAN DIEGO | 3,824,161.40 | 903,993.08 | 0.00 | 903,993.08 | 2,920,168.32 | 903,993.08 |
| 26025 COUNTY HEALTH COMPLEX | 7750H COHC7750 TRI CITY HEALTH DIST | 4,606,710.83 | 3,138,172.21 | 0.00 | 3,138,172.21 | 1,468,538.62 | 3,138,172.21 |
| 26025 COUNTY HEALTH COMPLEX | 7798H COHC7798 CENTRAL REGION COMMU | 7,335,601.10 | 145,789.43 | 0.00 | 145,789.43 | 7,189,811.67 | 145,789.43 |
| 26025 COUNTY HEALTH COMPLEX | 7799H COHC7799 EDGEMOOR PSYCHIATRIC | 26,319,841.00 | 3,583,994.31 | 0.00 | 3,583,994.31 | 22,735,846.69 | 3,583,994.31 |
| 26025 COUNTY HEALTH COMPLEX | 7843H COHC7843 EAST REGION CSU AND | 25,292,622.74 | 11,616,573.68 | 0.00 | 11,616,573.68 | 13,676,049.06 | 11,616,573.68 |
| 26025 COUNTY HEALTH COMPLEX | 7844H COHC7844 COUNTY PUBLIC HEALTH | 81,318,495.81 | 64,899,900.37 | 0.00 | 64,899,900.37 | 16,418,595.44 | 64,899,900.37 |
| 26025 COUNTY HEALTH COMPLEX | 7920H COHC7920 SAN DIEGO COUNTY PSY | 28,720,000.00 | 223,993.63 | 0.00 | 223,993.63 | 28,496,006.37 | 223,993.63 |
| 26025 COUNTY HEALTH COMPLEX | 7921H COHC7921 E REGION COMMUNITY B | 901,807.13 | 38,370.24 | 0.00 | 38,370.24 | 863,436.89 | 38,370.24 |
| 26050 JUSTICE FACILITY CONST | 7497J JFCF7497 REGIONAL COMMUNICATI | 3,502,261.09 | 213,899.69 | 0.00 | 213,899.69 | 3,288,361.40 | 213,899.69 |
| 26050 JUSTICE FACILITY CONST | 7521J JFCF7521 SAN DIEGO JUVENILE J | 4,274,850.51 | 3,241,706.77 | 0.00 | 3,241,706.77 | 1,033,143.74 | 3,241,706.77 |
| 26050 JUSTICE FACILITY CONST | 7971J JFCF7971 RAMONA SHERIFF STATI | 6,712,250.21 | 106,133.37 | 0.00 | 106,133.37 | 6,606,116.84 | 106,133.37 |
| 26050 JUSTICE FACILITY CONST | 7972J JFCF7972 VISTA DETENTION FACI | 1,678,309.40 | 445,063.74 | 0.00 | 445,063.74 | 1,233,245.66 | 445,063.74 |
| 26050 JUSTICE FACILITY CONST | 7995J JFCF7995 RAMONA FIRE STATION | 250,000.00 | 90,063.78 | 0.00 | 90,063.78 | 159,936.22 | 90,063.78 |
| 26050 JUSTICE FACILITY CONST | 7996J JFCF7996 SAN DIEGO COUNTY FIR | 150,000.00 | 16,869.87 | 0.00 | 16,869.87 | 133,130.13 | 16,869.87 |
| 26075 LIBRARY PROJ CAPITAL OUT | 7505L COLIB7505 CASA DE ORO LIBRARY | 20,936,625.70 | 4,850,686.18 | 0.00 | 4,850,686.18 | 16,085,939.52 | 4,850,686.18 |
| 26075 LIBRARY PROJ CAPITAL OUT | 7509L COLIB7509 4S RANCH LIBRARY EX | 3,864,057.90 | 98,874.78 | 0.00 | 98,874.78 | 3,765,183.12 | 98,874.78 |
| 26075 LIBRARY PROJ CAPITAL OUT | 7541L COLIB7541 LAKESIDE BRANCH LIB | 31,896.03 | 31,896.03 | 0.00 | 31,896.03 | 0.00 | 31,896.03 |
| 26075 LIBRARY PROJ CAPITAL OUT | 7580L COLIB7580 JULIAN LIBRARY COMM | 712,505.70 | 97,386.45 | 0.00 | 97,386.45 | 615,119.25 | 97,386.45 |
| 26075 LIBRARY PROJ CAPITAL OUT | 7581L COLIB7581 RANCHO SAN DIEGO LI | 3,334.80 | 3,334.80 | 0.00 | 3,334.80 | 0.00 | 3,334.80 |
| 26075 LIBRARY PROJ CAPITAL OUT | 7845L COLIB7845 EL CAJON BRANCH LIB | 255,707.31 | 0.00 | 0.00 | 0.00 | 255,707.31 | |
| 26125 EDGEMOOR DEVELOPMENT | 75800 EDGEMOOR DEVELOPMENT FUND | 8,607,465.00 | 8,433,846.07 | 500.00 | 8,434,346.07 | 173,118.93 | 7,203,170.89 |
| 26075 CSAF USDRIP | 96530 CSAF USDRIP | 550,000.00 | 550,000.00 | 0.00 | 550,000.00 | 0.00 | 550,585.40 |
| 26076 CSAF GF IMPROVEMENT | 96532 CSAF GF IMPROVEMENT | 0.00 | 0.00 | 0.00 | 0.00 | 0.00 | 13.88 |
| 26076 CSAF GF SRF | 96534 CSAF GF SPECIAL REV FUND | 1,619,918.00 | 1,487,755.81 | 0.00 | 1,487,755.81 | 132,162.19 | 1,488,353.87 |
| 26079 CSAF GF ADMIN | 96535 CSAF GF ADMIN | 216,872.00 | 216,872.00 | 0.00 | 216,872.00 | 0.00 | 216,901.25 |
| 26080 CSAF GILLESPIE HOUSING | 96536 CSAF GILLESPIE HOUSING | 0.00 | 0.00 | 0.00 | 0.00 | 0.00 | 12.76 |
| 26081 CSAF USDRIP HOUSING | 96537 CSAF USDRIP HOUSING | 0.00 | 0.00 | 0.00 | 0.00 | 0.00 | 14.24 |
| 30050 AIRPORT ENTERPRISE | 76350 AIRPORT DIVISION | 27,637,141.66 | 5,443,146.94 | 0.00 | 5,443,146.94 | 22,193,994.72 | 9,058,716.81 |
| 30050 AIRPORT ENTERPRISE | 76351 GILLESPIE FIELD AIRPORT | 7,053,932.69 | 4,716,491.06 | 0.00 | 4,716,491.06 | 2,337,441.63 | 10,593,537.86 |
| 30050 AIRPORT ENTERPRISE | 76352 PALOMAR AIRPORT | 10,492,404.16 | 7,815,731.78 | 0.00 | 7,815,731.78 | 2,676,672.38 | 5,422,564.49 |
| 30050 AIRPORT ENTERPRISE | 76353 RAMONA AIRPORT | 1,842,288.90 | 855,439.41 | 0.00 | 855,439.41 | 986,849.49 | 484,597.35 |
| 30050 AIRPORT ENTERPRISE | 76354 BORREGO VALLEY AIRPORT | 864,775.59 | 722,698.63 | 0.00 | 722,698.63 | 142,076.96 | 147,624.31 |
| 30050 AIRPORT ENTERPRISE | 76355 AGUA CALIENTE AIRPORT | 159,416.59 | 77,621.20 | 0.00 | 77,621.20 | 81,795.39 | |
| 30050 AIRPORT ENTERPRISE | 76356 FALLBROOK AIRPORT | 609,479.92 | 421,563.84 | 0.00 | 421,563.84 | 187,916.08 | 624,521.05 |
| 30050 AIRPORT ENTERPRISE | 76357 JACUMBA AIRSTRIP | 278,365.45 | 210,053.75 | 0.00 | 210,053.75 | 68,311.70 | 2,954.52 |
| 30050 AIRPORT ENTERPRISE | 76358 OCOTILLO AIRSTRIP | 53,960.45 | 26,352.94 | 0.00 | 26,352.94 | 27,607.51 | |
| 30100 LIQUID WASTE ENTERPRISE | 76900 OPERATIONS AND MAINTENANCE | 7,735,525.39 | 5,478,933.73 | 0.00 | 5,478,933.73 | 2,256,591.66 | 6,855,558.04 |
| 30100 LIQUID WASTE ENTERPRISE | 76905 ENGINEERING AND ADMIN | 5,022,080.11 | 4,566,504.72 | 0.00 | 4,566,504.72 | 455,575.39 | 3,370,090.35 |
| 30425 CMWSMD-ZONE B (CAMPO HIL | 97290 CAMPO HILLS WATER | 620,149.26 | 402,165.95 | 0.00 | 402,165.95 | 217,983.31 | 307,766.31 |
| 30427 CMWSMD-ZONE A (RANCHO DE | 97297 RANCHO DEL CAMPO WATER | 1,910,273.00 | 293,414.45 | 0.00 | 293,414.45 | 1,616,858.55 | 417,394.42 |
| 30429 LIVE OAK SPRNGS WTR SYS | 97298 LIVE OAK SPRINGS WTR SYS CSA | 3,524,504.04 | 257,802.56 | 0.00 | 257,802.56 | 3,266,701.48 | 305,297.26 |
| 31500 SAN DIEGO COUNTY SANITAT | 97165 SAN DIEGO COUNTY SANITATION D | 84,081,867.56 | 32,633,978.47 | 0.00 | 32,633,978.47 | 51,447,889.09 | 48,606,805.02 |
| 31550 SHF JAIL STORES COMMISSA | 96400 SHF JAIL STORES COMMISSARY EN | 9,059,339.90 | 7,785,444.61 | 0.00 | 7,785,444.61 | 1,273,895.29 | 7,943,766.73 |
| 35500 INFORMATION TECHNOLOGY I | 78550 CHIEF INFO TECH OFFICER | 234,685,790.31 | 207,568,188.00 | 0.00 | 207,568,188.00 | 27,117,602.31 | 206,426,555.16 |
| 35500 INFORMATION TECHNOLOGY I | 78552 INNOVATION FUND | 701,859.54 | 316,571.99 | 0.00 | 316,571.99 | 385,287.55 | 316,571.99 |
| 35525 DPW EQUIP INTERNAL SERV | 97077 DPW ISF-EQUIPMENT OPERTNS | 7,702,887.00 | 6,502,343.33 | 0.00 | 6,502,343.33 | 1,200,543.67 | 6,560,593.07 |
| 35550 DPW ISF EQUIP ACQ ROAD F | 97079 DPW ISF-EQUIP ACQ-ROAD FD | 17,900,288.46 | 3,311,690.69 | 0.00 | 3,311,690.69 | 14,588,577.77 | 4,191,156.39 |
| 35575 DPW ISF EQUIP ACQ INACTI | 97081 DPW-ISF-INACTIVE WST(G/F) | 383,000.00 | 36,747.56 | 0.00 | 36,747.56 | 346,252.44 | 68,225.54 |
| 35625 DPW ISF EQUIP ACQ AIRPOR | 97085 DPW ISF-EQUIP ACQ-AIRPORT | 430,895.73 | 78,628.46 | 0.00 | 78,628.46 | 352,267.27 | 139,726.65 |
| 35650 DPW ISF EQUIP ACQ GEN FN | 97087 DPW ISF-EQUIP ACQ-GEN FND | 76,520.00 | 30,777.64 | 0.00 | 30,777.64 | 45,742.36 | 30,777.64 |
| 35675 DPW ISF EQUIP ACQ LIQ WS | 97089 DPW ISF-EQUIP ACQ-LIQ WST | 2,475,252.35 | 481,462.69 | 0.00 | 481,462.69 | 1,993,789.66 | 639,729.79 |

# PERIODIC FINANCIAL STATEMENT - SCHEDULE OF REVENUES AND EXPENDITURES BY FUND AND ORGANIZATIONAL UNIT - GL041

Date:13-AUG-2025 15:47:24

COSD

Current Period: ADJ-25

Currency: USD

No specific FUND requested

| FUND | ORG | REVISED BUDGET | EXPENDITURES | ENCUMBRANCES | EXPENDITURES & ENCUMBRANCES | REMAINING BUDGET | REVENUE |
|---|---|---|---|---|---|---|---|
| 35800 PURCHASING ISF | 81640 DEPARTMENT ADMINISTRATION - D | 1,708,405.00 | 1,670,366.43 | 0.00 | 1,670,366.43 | 38,038.57 | 326,207.95 |
| 35800 PURCHASING ISF | 81645 PURCHASING | 18,850,379.82 | 16,276,340.64 | 0.00 | 16,276,340.64 | 2,574,039.18 | 15,804,998.89 |
| 35800 PURCHASING ISF | 81670 RECORDS MGT | 2,852,597.00 | 1,173,276.86 | 0.00 | 1,173,276.86 | 1,679,320.14 | 1,091,976.00 |
| 36000 EMPLOYEE BENEFITS | 82400 WORKERS COMPENSATION | 58,735,552.00 | 75,283,504.56 | 0.00 | 75,283,504.56 | (16,547,952.56) | 59,152,673.63 |
| 36000 EMPLOYEE BENEFITS | 82405 UNEMPLOYMENT INSURANCE | 3,946,374.00 | 2,452,742.09 | 0.00 | 2,452,742.09 | 1,493,631.91 | 3,954,826.37 |
| 36025 INSURANCE ISF | 82500 INSURANCE ISF | 12,547,721.00 | 10,875,203.24 | 0.00 | 10,875,203.24 | 1,672,517.76 | 12,493,748.91 |
| 36050 PUBLIC LIABILTY INSURANC | 82950 PUBLIC LIABILITY ISF | 82,792,914.00 | 81,715,274.38 | 0.00 | 81,715,274.38 | 1,077,639.62 | 73,936,229.52 |
| 37000 FLEET SERVICES ISF OPER | 83500 ADMINISTRATION | 1,937,611.49 | 3,666,247.41 | 0.00 | 3,666,247.41 | (1,728,635.92) | 833,936.83 |
| 37000 FLEET SERVICES ISF OPER | 83505 MAINTENANCE | 9,762,022.09 | 7,534,359.67 | 0.00 | 7,534,359.67 | 2,227,662.42 | 11,084,668.05 |
| 37000 FLEET SERVICES ISF OPER | 83510 FLEET ISF-POOLED VEHICLES | 91,890.00 | 79,427.88 | 0.00 | 79,427.88 | 12,462.12 | 63,557.33 |
| 37000 FLEET SERVICES ISF OPER | 83520 FLEET MOBILE MAINTENANCE | 1,314,765.00 | 1,124,243.14 | 0.00 | 1,124,243.14 | 190,541.86 | 1,701,895.62 |
| 37025 FLEET ISF EQUIP ACQ GENL | 84100 FLEET ISF - ASSET MANAGE | 3,396,794.00 | 3,058,197.58 | 0.00 | 3,058,197.58 | 338,596.42 | 2,324,086.58 |
| 37025 FLEET ISF EQUIP ACQ GENL | 84105 FLEET ISF-VEHICLE ACQ | 58,135,086.76 | 14,657,867.75 | 0.00 | 14,657,867.75 | 43,477,219.01 | 33,379,478.04 |
| 37050 FLEET ISF MAT SUPP INV | 84650 FLEET ISF - FUEL ADMIN | 16,663,290.23 | 13,359,525.47 | 0.00 | 13,359,525.47 | 3,303,764.76 | 14,754,011.14 |
| 37050 FLEET ISF MAT SUPP INV | 84655 FLEET ISF-PARTS | 13,955,545.10 | 13,142,264.13 | 0.00 | 13,142,264.13 | 813,280.97 | 13,963,424.99 |
| 37075 FLEET ISF ACCIDENT REPAI | 85200 FLEET ISF-ACCIDNT RPR ICP | 1,731,608.00 | 1,393,591.25 | 0.00 | 1,393,591.25 | 338,016.75 | 1,536,150.04 |
| 37600 FACILITIES MGMT INT SVC | 87450 DGS ADMINISTRATION | 8,379,893.26 | 7,102,866.93 | 0.00 | 7,102,866.93 | 1,277,026.33 | 1,362,334.98 |
| 37600 FACILITIES MGMT INT SVC | 87455 INFORMATION SERVICES | 0.00 | 1,736.74 | 0.00 | 1,736.74 | (1,736.74) | |
| 37600 FACILITIES MGMT INT SVC | 87465 ENGINEERING-REGION 2 | 0.00 | 2,175.80 | 0.00 | 2,175.80 | (2,175.80) | 225.57 |
| 37600 FACILITIES MGMT INT SVC | 87470 ENGINEERING-REGION 3 | 0.00 | 2,825.02 | 0.00 | 2,825.02 | (2,825.02) | |
| 37600 FACILITIES MGMT INT SVC | 87475 ENGINEERING-REGION 4 | 0.00 | 3,616.86 | 0.00 | 3,616.86 | (3,616.86) | |
| 37600 FACILITIES MGMT INT SVC | 87485 ENGINEERING-CSG | 11,448,985.53 | 13,458,545.08 | 0.00 | 13,458,545.08 | (2,009,559.55) | 29,058,747.89 |
| 37600 FACILITIES MGMT INT SVC | 87490 ENGINEERING-ICP | 8,614,873.00 | 8,138,091.75 | 0.00 | 8,138,091.75 | 476,781.25 | 15,856,749.29 |
| 37600 FACILITIES MGMT INT SVC | 87500 HEAT VENT AIR COND-REG 2 | 0.00 | 928.37 | 0.00 | 928.37 | (928.37) | |
| 37600 FACILITIES MGMT INT SVC | 87520 HEAT VENT AIR COND-CSG | 1,241,015.00 | 1,394,718.92 | 0.00 | 1,394,718.92 | (153,703.92) | 221,618.85 |
| 37600 FACILITIES MGMT INT SVC | 87525 HEAT VENT AIR COND-ICP | 463,167.00 | 475,816.49 | 0.00 | 475,816.49 | (12,649.49) | 517,844.34 |
| 37600 FACILITIES MGMT INT SVC | 87560 CARPENTRY-ICP | 313,074.00 | 252,028.13 | 0.00 | 252,028.13 | 61,045.87 | 210,240.81 |
| 37600 FACILITIES MGMT INT SVC | 87585 ELECTCN/ELECTNC SEC-REG 5 | 0.00 | 877.08 | 0.00 | 877.08 | (877.08) | |
| 37600 FACILITIES MGMT INT SVC | 87590 ELECTCN/ELECTNC SEC-CSG | 5,969,076.84 | 5,466,465.81 | 0.00 | 5,466,465.81 | 502,611.03 | 2,472,684.99 |
| 37600 FACILITIES MGMT INT SVC | 87595 ELECTRICIANS-ICP | 730,145.00 | 314,037.22 | 0.00 | 314,037.22 | 416,107.78 | 322,024.18 |
| 37600 FACILITIES MGMT INT SVC | 87635 MASONRY - ICP | 287,436.00 | 237,402.49 | 0.00 | 237,402.49 | 50,033.51 | 243,392.01 |
| 37600 FACILITIES MGMT INT SVC | 87665 PAINTING - CSG | 438,747.00 | 135,822.09 | 0.00 | 135,822.09 | 302,924.91 | 255,271.72 |
| 37600 FACILITIES MGMT INT SVC | 87670 PAINTING - ICP | 1,188,990.00 | 1,269,765.62 | 0.00 | 1,269,765.62 | (80,775.62) | 1,174,782.31 |
| 37600 FACILITIES MGMT INT SVC | 87700 PLUMBING/WELD - CSG | 1,338,264.00 | 1,204,445.61 | 0.00 | 1,204,445.61 | 133,818.39 | 402,273.29 |
| 37600 FACILITIES MGMT INT SVC | 87705 PLUMBING/WELD - ICP | 895,860.00 | 853,567.75 | 0.00 | 853,567.75 | 42,292.25 | 947,226.37 |
| 37600 FACILITIES MGMT INT SVC | 87735 SVC CREWS/GARDNRS - CSA | 0.00 | 109.93 | 0.00 | 109.93 | (109.93) | |
| 37600 FACILITIES MGMT INT SVC | 87780 MAINTENANCE | 0.00 | 0.00 | 0.00 | 0.00 | 0.00 | 2,796.64 |
| 37600 FACILITIES MGMT INT SVC | 87790 ADMINISTRATION | 19,858,974.31 | 17,284,832.16 | 0.00 | 17,284,832.16 | 2,574,142.15 | 49,008.75 |
| 37600 FACILITIES MGMT INT SVC | 87810 COC PROPERTY | 1,048,318.02 | 789,134.35 | 0.00 | 789,134.35 | 259,183.67 | 906,365.76 |
| 37600 FACILITIES MGMT INT SVC | 87815 CAC PROPERTY | 275,036.00 | 211,888.94 | 0.00 | 211,888.94 | 63,147.06 | 306,703.00 |
| 37600 FACILITIES MGMT INT SVC | 87875 UTILITIES ICP | 50,108,084.11 | 4,544,927.39 | 0.00 | 4,544,927.39 | 45,563,156.72 | 41,786,864.88 |
| 37600 FACILITIES MGMT INT SVC | 87880 GAS AND ELECTRICITY | 0.00 | 29,329,679.66 | 0.00 | 29,329,679.66 | (29,329,679.66) | 15,918.45 |
| 37600 FACILITIES MGMT INT SVC | 87885 SEWER AND WATER | 0.00 | 6,885,552.69 | 0.00 | 6,885,552.69 | (6,885,552.69) | |
| 37600 FACILITIES MGMT INT SVC | 87890 BOTTLED GAS | 0.00 | 171,706.76 | 0.00 | 171,706.76 | (171,706.76) | |
| 37600 FACILITIES MGMT INT SVC | 87895 DEBT SERVICE | 102.07 | 177,801.32 | 0.00 | 177,801.32 | (177,699.25) | |
| 37600 FACILITIES MGMT INT SVC | 87900 ADMINISTRATION | 1,454,343.00 | 1,694,606.59 | 0.00 | 1,694,606.59 | (240,263.59) | 3,525.01 |
| 37600 FACILITIES MGMT INT SVC | 87905 PROPERTY MANAGEMENT | 8,335,109.66 | 5,998,869.25 | 0.00 | 5,998,869.25 | 2,336,240.41 | 8,838,292.56 |
| 37600 FACILITIES MGMT INT SVC | 87910 ENGINEERING | 0.00 | 5,010.73 | 0.00 | 5,010.73 | (5,010.73) | |
| 37600 FACILITIES MGMT INT SVC | 87915 ACQUISITION | 0.00 | 909.14 | 0.00 | 909.14 | (909.14) | 594.80 |
| 37600 FACILITIES MGMT INT SVC | 87940 PROJECT MGMT DIV ADMIN | 3,274,208.76 | 2,458,622.92 | 0.00 | 2,458,622.92 | 815,585.84 | |
| 37600 FACILITIES MGMT INT SVC | 87945 GENERAL PROJECTS | 5,947,447.00 | 4,977,336.92 | 0.00 | 4,977,336.92 | 970,110.08 | 8,943,500.73 |

# PERIODIC FINANCIAL STATEMENT - SCHEDULE OF REVENUES AND EXPENDITURES BY FUND AND ORGANIZATIONAL UNIT - GL041

Date:13-AUG-2025 15:47:24

COSD

Current Period: ADJ-25

Currency: USD

No specific FUND requested

| FUND | ORG | REVISED BUDGET | EXPENDITURES | ENCUMBRANCES | EXPENDITURES & ENCUMBRANCES | REMAINING BUDGET | REVENUE |
|---|---|---|---|---|---|---|---|
| 37600 FACILITIES MGMT INT SVC | 87989 FAC MGT MAIL OPERATIONS | 8,286,024.87 | 7,935,990.72 | 0.00 | 7,935,990.72 | 350,034.15 | 8,531,474.59 |
| 37600 FACILITIES MGMT INT SVC | 87990 FAC MGT ISF PROJ MGMT JOC | 0.00 | 88.31 | 0.00 | 88.31 | (88.31) | |
| 37600 FACILITIES MGMT INT SVC | 88003 FIRE SAFETY | 0.00 | 53,840.23 | 0.00 | 53,840.23 | (53,840.23) | |
| 37600 FACILITIES MGMT INT SVC | 88018 CONTRACTS ADMINISTRATION | 2,205,748.20 | 1,487,818.45 | 0.00 | 1,487,818.45 | 717,929.75 | |
| 37600 FACILITIES MGMT INT SVC | 88019 SERVICE CONTRACTS | 27,299,369.21 | 27,564,171.06 | 0.00 | 27,564,171.06 | (264,801.85) | 80,647,305.49 |
| 37600 FACILITIES MGMT INT SVC | 88020 MAINTENANCE CONTRACTS | 7,928,505.00 | 9,714,421.51 | 0.00 | 9,714,421.51 | (1,785,916.51) | |
| 37600 FACILITIES MGMT INT SVC | 88022 PREVENTIVE MAINTENANCE CONTRA | 38,414,498.06 | 37,817,421.93 | 0.00 | 37,817,421.93 | 597,076.13 | |
| 37600 FACILITIES MGMT INT SVC | 88023 HVAC CONTROLS CONTRACTS | 7,602,490.08 | 3,444,626.04 | 0.00 | 3,444,626.04 | 4,157,864.04 | |
| 37600 FACILITIES MGMT INT SVC | 88050 FACILITIES PLANNING | 5,128,624.40 | 3,330,150.42 | 0.00 | 3,330,150.42 | 1,798,473.98 | 3,810,030.70 |
| 37650 MAJOR MAINTENANCE INT SV | 89960 MM EXPANSION PROGRAM | 43,740,395.09 | 26,323,671.10 | 0.00 | 26,323,671.10 | 17,416,723.99 | 26,191,882.56 |
| 37650 MAJOR MAINTENANCE INT SV | 89965 MAJOR MAINTENANCE PROJECTS | 60,974,423.55 | 19,579,482.09 | 0.00 | 19,579,482.09 | 41,394,941.46 | 18,947,548.45 |
| 41600 RET SAL BENEFITS AP CNTY | 90500 RETIREMENT BOARD | 0.00 | 6,728.50 | 0.00 | 6,728.50 | (6,728.50) | |
| 41600 RET SAL BENEFITS AP CNTY | 90505 RETIREMENT ADMINISTRATION | 0.00 | 2,245,058.42 | 0.00 | 2,245,058.42 | (2,245,058.42) | |
| 41600 RET SAL BENEFITS AP CNTY | 90506 RETIREMENT INTERNAL AUDIT | 0.00 | 279,009.47 | 0.00 | 279,009.47 | (279,009.47) | |
| 41600 RET SAL BENEFITS AP CNTY | 90510 RETIREMENT INVESTMENTS | 0.00 | 1,262,991.50 | 0.00 | 1,262,991.50 | (1,262,991.50) | |
| 41600 RET SAL BENEFITS AP CNTY | 90517 RETIREMENT LEGAL | 0.00 | 1,465,532.32 | 0.00 | 1,465,532.32 | (1,465,532.32) | |
| 41600 RET SAL BENEFITS AP CNTY | 90520 RETIREMENT MEMBER SERVICES CO | 0.00 | 867,147.55 | 0.00 | 867,147.55 | (867,147.55) | |
| 41600 RET SAL BENEFITS AP CNTY | 90525 RETIREMENT DISABILITY | 0.00 | 335,244.80 | 0.00 | 335,244.80 | (335,244.80) | |
| 41600 RET SAL BENEFITS AP CNTY | 90530 RETIREMENT MEMBER BENEFITS | 0.00 | 5,184,630.66 | 0.00 | 5,184,630.66 | (5,184,630.66) | |
| 41600 RET SAL BENEFITS AP CNTY | 90535 RETIREMENT FINANCE AND ACCOUN | 0.00 | 934,782.03 | 0.00 | 934,782.03 | (934,782.03) | 13,166,084.77 |
| 41600 RET SAL BENEFITS AP CNTY | 90540 RETIREMENT INFORMATION TECHNO | 0.00 | 574,735.69 | 0.00 | 574,735.69 | (574,735.69) | |
| 44565 SAFE FREEWAY CALL BOX | 96575 SAFE FREEWAY CALLBOX | 0.00 | 0.00 | 0.00 | 0.00 | 0.00 | 9,298.13 |
| 44595 LOCAL AGENCY FORMATION A | 91050 LOCAL AGENCY FORMATION AG | 2,915,585.08 | 2,774,654.58 | 1,054.96 | 2,775,709.54 | 139,875.54 | 2,673,156.28 |
| 44605 LAW LIBRARY | 91110 LAW LIBRARY-MAIN BRANCH | 0.00 | 2,865,317.72 | 0.00 | 2,865,317.72 | (2,865,317.72) | 3,775,433.31 |
| 44625 SAN DIEGUITO RIVER VALLE | 91160 SDRVJPA-OPERATING | 1,872,174.00 | 2,000,420.14 | 0.00 | 2,000,420.14 | (128,246.14) | 2,039,945.47 |
| 44634 SDRVJPA COAST FUND | 91165 SDRVJPA COAST | 358,961.00 | 351,379.55 | 0.00 | 351,379.55 | 7,581.45 | 360,760.00 |
| 44654 SDRVJPA RANGER STATION L | 96600 SDRVJPA RANGER STATION LOAN | 0.00 | 1,475.82 | 0.00 | 1,475.82 | (1,475.82) | 13.93 |
| 44655 SAN DIEGUITO CAP PROJ | 96609 SDRVJPA-CAPITAL PROJECT | 0.00 | 677,679.64 | 0.00 | 677,679.64 | (677,679.64) | 691,782.95 |
| 44656 SAN DIEGUITO RESERVE FUN | 96610 SAN DIEGUITO RESERVE | 7,000.00 | 29,250.00 | 0.00 | 29,250.00 | (22,250.00) | 38,731.90 |
| 44660 SO CA INTRGOV TRN AND DE | 96611 SO CAL INTER GOV TRAIN CT | 12,808,600.00 | 6,820,893.38 | 0.00 | 6,820,893.38 | 5,987,706.62 | 7,007,470.31 |
| 44670 SD GEOGRAPHIC INFO SANGI | 91170 SD GEOGRAPHIC INFORMATION SOU | 1,845,148.00 | 1,878,071.09 | 0.00 | 1,878,071.09 | (32,923.09) | 2,012,101.81 |
| 47280 PENALTY ASSESSMENT | 63405 PENALTY ASSESSMENT | 3,128,950.00 | 3,128,950.00 | 0.00 | 3,128,950.00 | 0.00 | 3,082,934.73 |
| 47285 CRIMINAL JUSTICE FAC CON | 63410 CRIMINAL JUSTICE FAC CONSTRUC | 8,118,203.51 | 4,229,325.47 | 3,888,678.04 | 8,118,203.51 | 0.00 | 1,088,046.42 |
| 47290 COURTHOUSE CONSTRUCTION | 63415 COURTHOUSE CONSTRUCTION | 1,624,150.00 | 1,624,150.00 | 0.00 | 1,624,150.00 | 0.00 | 1,088,046.41 |
| 47350 TRIAL COURT OPERATIONS F | 91818 COURT POB PAYMENTS | 0.00 | 3,690,544.68 | 0.00 | 3,690,544.68 | (3,690,544.68) | 3,690,544.68 |
| 48001 PALOMAR POMERADO HEALTH | 96666 PALOMAR POM HEALTH ELEC 2004 | 0.00 | 0.00 | 0.00 | 0.00 | 0.00 | 47,785,029.81 |
| 48003 GROSSMONT HEALTHCARE ELE | 96663 GROSSMONT HEALTHCARE ELEC 200 | 0.00 | 0.00 | 0.00 | 0.00 | 0.00 | 20,150,852.95 |
| 49000 PCD AQIP TRUST AB423 | 95035 APC AIR QUAL IMPROV TRUST AB4 | 12,146,564.64 | 11,570,660.96 | 475,384.64 | 12,046,045.60 | 100,519.04 | 11,647,192.20 |
| 49010 AIR QUALITY MOYER FUND A | 95036 AIR QUALITY MOYER PROGRAM AB4 | 27,893,907.26 | 5,723,852.27 | 0.00 | 5,723,852.27 | 22,170,054.99 | 6,726,110.04 |
| 49015 AIR QL CLEAN CAR 4 ALL A | 95042 AIR QUALITY CLEAN CARS 4 ALL | 9,925,823.31 | 2,564,205.68 | 0.00 | 2,564,205.68 | 7,361,617.63 | 2,830,658.76 |
| 49020 VESSELS AT BERTH REMEDIA | 95044 VESSELS AT BERTH REMEDIATION | 0.00 | 0.00 | 0.00 | 0.00 | 0.00 | 439,968.41 |
| 49025 SEP OVERSIGHT AB423 | 95045 SEP OVERSIGHT AB423 | 0.00 | 0.00 | 0.00 | 0.00 | 0.00 | 551.83 |
| 49030 AIR QUALITY AB 617 AB423 | 95041 AIR QL COMMUNITY AB 617 AB423 | 61,339,035.17 | 18,182,214.10 | 0.00 | 18,182,214.10 | 43,156,821.07 | 18,493,303.08 |
| 49035 AB617 IMPLEMENTATION AB4 | 95043 AB617 IMPLEMENTATION AB423 | 4,822,000.00 | 3,875,612.62 | 0.00 | 3,875,612.62 | 946,387.38 | 4,047,562.89 |
| 49040 AIR QUALITY GMERP FUND A | 95039 AIR QL PROPOSITION 1B GMERP A | 5,527,200.00 | 2,048,900.00 | 0.00 | 2,048,900.00 | 3,478,300.00 | 2,185,500.69 |
| 49050 PCD OPERATION FUND AB423 | 92400 APC SUPPORT SERVICES AB423 | 2,706,687.00 | 1,755,980.43 | 111,917.96 | 1,867,898.39 | 838,788.61 | 2,082,495.69 |
| 49050 PCD OPERATION FUND AB423 | 92405 APC ADMINISTRATION AB423 | 4,697,948.11 | 4,452,326.31 | 272,017.89 | 4,724,344.20 | (26,396.09) | 3,252,360.59 |
| 49050 PCD OPERATION FUND AB423 | 92412 MOBILE INCENTIVES AB423 | 5,233,684.00 | 4,170,525.62 | 29,254.04 | 4,199,779.66 | 1,033,904.34 | 4,379,040.11 |
| 49050 PCD OPERATION FUND AB423 | 92413 OFFICE OF ENVIRONMENTAL JUSTI | 3,462,325.00 | 2,912,698.19 | 77,086.91 | 2,989,785.10 | 472,539.90 | 2,244,445.06 |
| 49050 PCD OPERATION FUND AB423 | 92425 ENGINEERING AB423 | 6,343,479.00 | 5,830,532.19 | 368.69 | 5,830,900.88 | 512,578.12 | 6,520,114.03 |
| 49050 PCD OPERATION FUND AB423 | 92430 MONITORING AB423 | 9,808,507.60 | 8,661,616.53 | 727,414.30 | 9,389,030.83 | 419,476.97 | 9,606,432.72 |

# PERIODIC FINANCIAL STATEMENT - SCHEDULE OF REVENUES AND EXPENDITURES BY FUND AND ORGANIZATIONAL UNIT - GL041

Date:13-AUG-2025 15:47:24

COSD

Current Period: ADJ-25

Currency: USD

No specific FUND requested

| FUND | ORG | REVISED BUDGET | EXPENDITURES | ENCUMBRANCES | EXPENDITURES & ENCUMBRANCES | REMAINING BUDGET | REVENUE |
|---|---|---|---|---|---|---|---|
| 49050 PCD OPERATION FUND AB423 | 92431 SOURCE TESTING AB423 | 1,851,163.31 | 1,537,754.30 | 285,425.31 | 1,823,179.61 | 27,983.70 | 1,674,938.89 |
| 49050 PCD OPERATION FUND AB423 | 92435 COMPLIANCE AB423 | 9,384,773.97 | 8,950,646.38 | 53,090.18 | 9,003,736.56 | 381,037.41 | 9,607,348.78 |
| 49050 PCD OPERATION FUND AB423 | 92445 RULE DEVELOPMENT AB423 | 20,775.00 | (62,546.49) | 4,013.07 | (58,533.42) | 79,308.42 | 2,083.04 |
| 49050 PCD OPERATION FUND AB423 | 92450 HEARING BOARD AB423 | 21,115.00 | 13,533.50 | 2,000.00 | 15,533.50 | 5,581.50 | |
| 49050 PCD OPERATION FUND AB423 | 92451 GOVERNING BOARD AB423 | 11,295.00 | (101,872.30) | 2,562.50 | (99,309.80) | 110,604.80 | |
| 49090 AIR QUALITY FARMER FUND | 95040 AIR QL FARMER PROGRAM AB423 | 1,691,797.23 | 1,138,530.55 | 0.00 | 1,138,530.55 | 553,266.68 | 1,180,742.18 |
| 49193 SD REG BLDG AUTH MTS SPR | 96767 SD REG BLDG AUTH MTS SPRV | 6,407,932.00 | 6,409,577.75 | 0.00 | 6,409,577.75 | (1,645.75) | 6,411,896.34 |
| 49200 SDC REGIONAL AIRPORT AUT | 96800 SDC REGIONAL AIRPORT AUTH | 0.00 | 0.00 | 0.00 | 0.00 | 0.00 | 1,812,186.86 |
| 49205 TRANSNET IMPROVEMENT FUN | 96775 TRANSNET IMPROVEMENT FUND | 0.00 | 5,117,208.10 | 0.00 | 5,117,208.10 | (5,117,208.10) | 5,117,208.10 |
| 49211 HAZMAT RESPONSE PROGRAM | 96779 HAZMAT RESPONSE PROGRAM | 2,755,656.00 | 2,503,057.26 | 236,751.00 | 2,739,808.26 | 15,847.74 | 2,749,284.14 |
| 49214 ESO OPERATING | 96781 EMER SVC ORG OPERATING | 485,571.00 | 485,571.00 | 0.00 | 485,571.00 | 0.00 | 490,878.90 |
| 49217 FIRST 5 COMM OPERATING F | 96782 FIRST 5 COMM OF SAN DIEGO | 44,790,364.22 | 36,824,467.22 | 6,485,436.92 | 43,309,904.14 | 1,480,460.08 | 30,897,988.42 |
| 49220 PUBLIC AGCY SELF INS SYS | 96783 PUBLIC AGCY SELF INS SYS | 0.00 | 0.00 | 0.00 | 0.00 | 0.00 | 0.10 |
| 53301 063_DS CARLSBAD USD 2017 | 97565 CARLSBAD USD 2017 REF A | 0.00 | 2,194,750.00 | 0.00 | 2,194,750.00 | (2,194,750.00) | 740,613.93 |
| 53302 063_DS CARLSBAD USD 2017 | 97566 CARLSBAD USD 2017 REF B | 0.00 | 2,239,350.00 | 0.00 | 2,239,350.00 | (2,239,350.00) | 3,119,168.98 |
| 53303 063_DS CARLSBAD USD SUBS | 97538 CARLSBAD USD SUBSIDY DEP 2006 | 0.00 | 0.00 | 0.00 | 0.00 | 0.00 | 2,056,916.33 |
| 53304 063_DS CARLSBAD USD 2016 | 97517 CARLSBAD USD 2016 REF | 0.00 | 4,798,775.00 | 0.00 | 4,798,775.00 | (4,798,775.00) | 5,227,649.43 |
| 53307 047_DS CORONADO UNIF 201 | 97450 CORONADO UNIF 2012 REF | 0.00 | 330,477.17 | 0.00 | 330,477.17 | (330,477.17) | 5,809.74 |
| 53308 063_DS CARLSBAD UNIF 201 | 97487 CARLSBAD UNIF 2014 REF | 0.00 | 1,891,575.00 | 0.00 | 1,891,575.00 | (1,891,575.00) | 1,980,177.99 |
| 53309 063_DS CARLSBAD UNIF2006 | 97440 CARLSBAD UNIF 2006 ELEC 2011D | 0.00 | 2,321,616.67 | 0.00 | 2,321,616.67 | (2,321,616.67) | 2,350,549.66 |
| 53310 063_DS CARLSBAD UNIFIED | 97349 CARLSBAD UNIF 1997A | 0.00 | 100,000.00 | 0.00 | 100,000.00 | (100,000.00) | 2,305.42 |
| 53311 063_DS CARLSBAD UNIFIED | 97344 CARLSBAD UNIF 2006A | 0.00 | 91.73 | 0.00 | 91.73 | (91.73) | 1.61 |
| 53312 063_DS CARLSBAD UNIF 200 | 97409 CARLSBAD UNIF 2006 ELEC 2009B | 0.00 | 200,600.00 | 0.00 | 200,600.00 | (200,600.00) | 7,167.10 |
| 53313 063_DS CARLSBAD UNIF 200 | 97438 CARLSBAD UNIF 2006 ELEC 2011C | 0.00 | 1,368,368.76 | 0.00 | 1,368,368.76 | (1,368,368.76) | 1,401,279.79 |
| 53314 064_DS OCEANSIDE ELEC 20 | 97419 OCEANSIDE ELEC 2008B | 0.00 | 350.00 | 0.00 | 350.00 | (350.00) | 58.90 |
| 53315 048_DS MT EMPIRE 1998A | 97351 MT EMPIRE 1998A | 0.00 | 100,350.00 | 0.00 | 100,350.00 | (100,350.00) | 6,948.69 |
| 53316 064_DS OCEANSIDE 2000 EL | 97418 OCEANSIDE 2008 ELEC 2010 REF | 0.00 | 4,033.35 | 0.00 | 4,033.35 | (4,033.35) | 82.93 |
| 53317 064_DS OCEANSIDE 2009 RE | 97404 OCEANSIDE 2009 REFUNDING | 0.00 | 2.98 | 0.00 | 2.98 | (2.98) | 0.05 |
| 53318 064_DS OCEANSIDE USD 200 | 97401 OCEANSIDE UNIFIED 2008 PROP H | 0.00 | 4,030,350.00 | 0.00 | 4,030,350.00 | (4,030,350.00) | 3,790,625.35 |
| 53319 064_DS OCEANSIDE UNIFIED | 97340 OCEANSIDE UNIFIED 2000F | 0.00 | 0.00 | 0.00 | 0.00 | 0.00 | 207.14 |
| 53327 061_DS POWAY UNIFIED 200 | 97348 POWAY UNIFIED 2002B | 0.00 | 350.00 | 0.00 | 350.00 | (350.00) | 68.02 |
| 53329 061_DS POWAY UNIF 2007-1 | 97402 POWAY UNIF 2007-1 SERIES A | 0.00 | 11,745,350.00 | 0.00 | 11,745,350.00 | (11,745,350.00) | 13,557,421.38 |
| 53331 050_DS SAN DIEGO UNIFIED | 97451 SAN DIEGO UNIFIED 2012 REF R- | 0.00 | 350.00 | 0.00 | 350.00 | (350.00) | 103.63 |
| 53332 050_DS SAN DIEGO UNIFIED | 97430 SAN DIEGO UNIFIED PROP S 2010 | 0.00 | 9,901,588.00 | 0.00 | 9,901,588.00 | (9,901,588.00) | 9,514,871.59 |
| 53333 050_DS SAN DIEGO UNIFIED | 97423 SAN DIEGO UNIFIED PROP S 2010 | 0.00 | 350.00 | 0.00 | 350.00 | (350.00) | 640.31 |
| 53334 050_DS SAN DIEGO UNIFIED | 97410 SAN DIEGO UNIFIED 2008B | 0.00 | 289,227.00 | 0.00 | 289,227.00 | (289,227.00) | 115,436.94 |
| 53335 050_DS SD UNIF 1999A | 97359 SD UNIFIELD 1999A | 0.00 | 5,000,000.00 | 0.00 | 5,000,000.00 | (5,000,000.00) | 31,473.34 |
| 53337 050_DS SD UNIFIED DS 200 | 97360 SD UNIFIED DS 2001C | 0.00 | 21,967,612.50 | 0.00 | 21,967,612.50 | (21,967,612.50) | 21,814,362.22 |
| 53338 050_DS SD UNIFIED DS 200 | 97358 SAN DIEGO UNIFIED DS 2002D | 0.00 | 23,474,637.50 | 0.00 | 23,474,637.50 | (23,474,637.50) | 24,873,746.24 |
| 53339 050_DS SD UNIFIED DS 200 | 97377 SD UNIFIED DS 2003E | 0.00 | 17,789,975.00 | 0.00 | 17,789,975.00 | (17,789,975.00) | 33,777,595.65 |
| 53346 050_DS SAN DIEGO UNIF 20 | 97381 SAN DIEGO UNIF 2006 F1 REF | 0.00 | 2,290,662.50 | 0.00 | 2,290,662.50 | (2,290,662.50) | 2,475,943.08 |
| 53347 050_DS SAN DIEGO UNIF 20 | 97382 SAN DIEGO UNIF 2006 G1 REF | 0.00 | 2,890,737.50 | 0.00 | 2,890,737.50 | (2,890,737.50) | 2,896,663.20 |
| 53355 065_DS SAN MARCOS UNIF 1 | 97367 SAN MARCOS UNIFIED 1996A | 0.00 | 0.00 | 0.00 | 0.00 | 0.00 | 0.04 |
| 53359 050_DS SAN DIEGO UNIF PR | 97405 SAN DIEGO UNIF PROP S 2008A | 0.00 | 350.00 | 0.00 | 350.00 | (350.00) | 2,089.06 |
| 53361 065_DS SAN MARCOS UNIF I | 97370 SAN MARCOS UNIF IMPR 1 2004 | 0.00 | 1,097.18 | 0.00 | 1,097.18 | (1,097.18) | 22.56 |
| 53362 065_DS SAN MARCO UNIFIED | 97439 SAN MARCO UNIFIED 2010A | 0.00 | 4,545,350.00 | 0.00 | 4,545,350.00 | (4,545,350.00) | 5,164,539.90 |
| 53363 065_DS SAN MARCOS UNIFIE | 97455 SAN MARCOS UNIFIED 2010B | 0.00 | 1,105,350.00 | 0.00 | 1,105,350.00 | (1,105,350.00) | 1,330,607.77 |
| 53364 050_DS SAN DIEGO UNIFIED | 97452 SAN DIEGO UNIFIED 2012 REF R- | 0.00 | 350.00 | 0.00 | 350.00 | (350.00) | 732.59 |
| 53367 050_DS SAN DIEGO UNIF PR | 97466 SAN DIEGO UNIFIED PROP S RESE | 0.00 | 0.00 | 0.00 | 0.00 | 0.00 | 7,104,792.30 |
| 53368 050_DS SAN DIEGO UNIF PR | 97469 SAN DIEGO UNIF PROP Z RESERVE | 0.00 | 956.40 | 0.00 | 956.40 | (956.40) | 4.05 |
| 53369 065_DS SAN MARCOS UNIFIE | 97486 SAN MARCOS UNIFIED 2010C | 0.00 | 850.00 | 0.00 | 850.00 | (850.00) | 10,019.71 |

# PERIODIC FINANCIAL STATEMENT - SCHEDULE OF REVENUES AND EXPENDITURES BY FUND AND ORGANIZATIONAL UNIT - GL041

Date:13-AUG-2025 15:47:24

COSD
Current Period: ADJ-25

Currency: USD
No specific FUND requested

| FUND | ORG | REVISED BUDGET | EXPENDITURES | ENCUMBRANCES | EXPENDITURES & ENCUMBRANCES | REMAINING BUDGET | REVENUE |
|---|---|---|---|---|---|---|---|
| 53371 051_DS VISTA UNIF DS 200 | 97372 VISTA UNIF DS 2002A | 0.00 | 350.00 | 0.00 | 350.00 | (350.00) | 583.60 |
| 53372 051_DS VISTA UNIFIED DS | 97374 VISTA UNIFIED DS 2003B | 0.00 | 350.00 | 0.00 | 350.00 | (350.00) | 278.85 |
| 53375 051_DS VISTA UNIFIED 201 | 97470 VISTA UNIFIED 2012 REF | 0.00 | 926,393.22 | 0.00 | 926,393.22 | (926,393.22) | 16,389.67 |
| 53376 051_DS VISTA UNIFIED 201 | 97509 VISTA UNIFIED 2015 REF | 0.00 | 2,487,850.00 | 0.00 | 2,487,850.00 | (2,487,850.00) | 2,644,037.17 |
| 53377 064_DS OCEANSIDE USD PRO | 97524 OCEANSIDE USD PROP G RESERVE | 0.00 | 0.00 | 0.00 | 0.00 | 0.00 | 58.60 |
| 53378 064_DS OCEANSIDE USD PRO | 97525 OCEANSIDE USD PROP H RESERVE | 0.00 | 0.00 | 0.00 | 0.00 | 0.00 | 1,135.48 |
| 53379 064_DS OCEANSIDE USD 200 | 97522 OCEANSIDE USD 2008D | 0.00 | 2,167,075.00 | 0.00 | 2,167,075.00 | (2,167,075.00) | 2,077,397.60 |
| 53380 064_DS OCEANSIDE UNIFIED | 97456 OCEANSIDE UNIFIED 2008C | 0.00 | 350.00 | 0.00 | 350.00 | (350.00) | 108.43 |
| 53381 064_DS OCEANSIDE UNIFIED | 97457 OCEANSIDE USD 2012 REF BONDS | 0.00 | 3,232.05 | 0.00 | 3,232.05 | (3,232.05) | 66.39 |
| 53382 064_DS OCEANSIDE UNIF 20 | 97488 OCEANSIDE UNIF 2014 REF BONDS | 0.00 | 1,952,625.00 | 0.00 | 1,952,625.00 | (1,952,625.00) | 146,591.73 |
| 53383 064_DS OCEANSIDE UNIF 20 | 97510 OCEANSIDE UNIF 2015 REF | 0.00 | 1,902,100.00 | 0.00 | 1,902,100.00 | (1,902,100.00) | 1,911,298.83 |
| 53384 065_DS SAN MARCOS USD PR | 97526 SAN MARCOS USD PROP K RESERVE | 0.00 | 0.00 | 0.00 | 0.00 | 0.00 | 88,532.96 |
| 53385 189_DS BONSALL UNIFIED 2 | 97335 BONSALL UNIFIED 2006 | 0.00 | 350.00 | 0.00 | 350.00 | (350.00) | 1,467.10 |
| 53386 189_DS BONSALL UNIFIED 2 | 97336 BONSALL UNIFIED 2007B | 0.00 | 335,350.00 | 0.00 | 335,350.00 | (335,350.00) | 347,112.76 |
| 53387 189_DS BONSALL UNIFIED 2 | 97337 BONSALL UNIFIED 2007C | 0.00 | 350.00 | 0.00 | 350.00 | (350.00) | 492.73 |
| 53388 189_DS BONSALL UNIFIED 2 | 97338 BONSALL UNIFIED 2015 REF | 0.00 | 747,287.50 | 0.00 | 747,287.50 | (747,287.50) | 828,581.34 |
| 53389 065_DS SAN MARCOS USD 20 | 97563 SAN MARCOS USD 2017 REF | 0.00 | 5,433,600.00 | 0.00 | 5,433,600.00 | (5,433,600.00) | 5,494,296.78 |
| 53390 065_DS SAN MARCOS USD 20 | 97564 SAN MARCOS USD 2010D | 0.00 | 219.09 | 0.00 | 219.09 | (219.09) | 4.50 |
| 53391 050_DS SAN DIEGO UNIFIED | 97460 SAN DIEGO UNIFIED 2008E | 0.00 | 6,251,233.73 | 0.00 | 6,251,233.73 | (6,251,233.73) | 5,386,643.67 |
| 53392 050_DS SAN DIEGO UNIF 20 | 97471 SAN DIEGO UNIF 2012 ELEC 2013 | 0.00 | 0.00 | 0.00 | 0.00 | 0.00 | 2,090.17 |
| 53394 050_DS SAN DIEGO UNIF 20 | 97473 SAN DIEGO UNIF 2012 ELEC 2013 | 0.00 | 900,000.00 | 0.00 | 900,000.00 | (900,000.00) | (63,825.20) |
| 53396 050_DS SAN DIEGO UNIF 20 | 97483 SAN DIEGO UNIF 2014 2008G | 0.00 | 0.07 | 0.00 | 0.07 | (0.07) | |
| 53397 050_DS SAN DIEGO UNIF 20 | 97484 SAN DIEGO UNIF 2014 R-3 | 0.00 | 12,351,600.00 | 0.00 | 12,351,600.00 | (12,351,600.00) | 558,035.27 |
| 53398 050_DS SAN DIEGO UNIF 20 | 97497 SAN DIEGO UNIF 2015 R-4 | 0.00 | 27,957,237.50 | 0.00 | 27,957,237.50 | (27,957,237.50) | 25,952,674.30 |
| 53399 050_DS SAN DIEGO UNIF 20 | 97504 SAN DIEGO UNIF 2015 H-1 H-2 | 0.00 | 454,250.00 | 0.00 | 454,250.00 | (454,250.00) | 102,653.34 |
| 53402 050_DS SAN DIEGO UNIF 20 | 97512 SAN DIEGO UNIF 2012 ELEC 2016 | 0.00 | 12,536,650.00 | 0.00 | 12,536,650.00 | (12,536,650.00) | 9,406,728.71 |
| 53403 050_DS SAN DIEGO UNIF 20 | 97513 SAN DIEGO UNIF 2012 ELEC 2016 | 0.00 | 3,949,303.14 | 0.00 | 3,949,303.14 | (3,949,303.14) | 3,143,670.04 |
| 53404 050_DS SAN DIEGO UNIF 20 | 97515 SAN DIEGO UNIF 2008 ELEC 2016 | 0.00 | 19,723.27 | 0.00 | 19,723.27 | (19,723.27) | 696.31 |
| 53405 050_DS SAN DIEGO USD 201 | 97528 SAN DIEGO USD 2016 REF SR-1 | 0.00 | 6,568,327.56 | 0.00 | 6,568,327.56 | (6,568,327.56) | 5,689,266.89 |
| 53406 050_DS SAN DIEGO USD 201 | 97529 SAN DIEGO USD 2016 REF R-5 | 0.00 | 6,595,475.00 | 0.00 | 6,595,475.00 | (6,595,475.00) | 7,842,342.45 |
| 53408 050_DS SAN DIEGO USD 200 | 97531 SAN DIEGO USD 2008 ELEC 2016 | 0.00 | 12,090,000.00 | 0.00 | 12,090,000.00 | (12,090,000.00) | 11,220,534.53 |
| 53409 050_DS SDUSD 2012 2017 H | 97556 SDUSD 2012 2017 H-1 H-2 PROP | 0.00 | 262.63 | 0.00 | 262.63 | (262.63) | 1.11 |
| 53410 050_DS SDUSD 2012 2017I | 97561 SDUSD 2012 2017I PROP Z | 0.00 | 14,341,204.94 | 0.00 | 14,341,204.94 | (14,341,204.94) | 12,921,673.44 |
| 53411 050_DS SDUSD 2012 2017J | 97562 SDUSD 2012 2017J PROP Z | 0.00 | 2,304,550.00 | 0.00 | 2,304,550.00 | (2,304,550.00) | 5,537,083.07 |
| 53413 050_DS SDUSD 2008 2017 K | 97568 SDUSD 2008 2017 K-2 PROP S | 0.00 | 350.00 | 0.00 | 350.00 | (350.00) | 512.45 |
| 53414 050_DS SDUSD 2009 2008B | 97574 SDUSD 2009 2008B QSCB SET-ASI | 0.00 | 10,956.21 | 0.00 | 10,956.21 | (10,956.21) | 46.35 |
| 53415 050_DS SDUSD 2010 2008D1 | 97575 SDUSD 2010 2008D1D2 QSCB SET- | 0.00 | 0.00 | 0.00 | 0.00 | 0.00 | 8,271,536.58 |
| 53416 050_DS SDUSD 2019 2018A | 97577 SDUSD 2019 2018A MEASYY | 0.00 | 1,072.76 | 0.00 | 1,072.76 | (1,072.76) | 4.54 |
| 53417 050_DS SDUSD 2019 2018B | 97578 SDUSD 2019 2018B MEASYY | 0.00 | 1,584,400.00 | 0.00 | 1,584,400.00 | (1,584,400.00) | 1,740,089.50 |
| 53418 050_DS SDUSD 2012 2019K | 97587 SDUSD 2012 2019K PROP Z | 0.00 | 372.54 | 0.00 | 372.54 | (372.54) | 1.59 |
| 53419 050_DS SDUSD 2012 2019L | 97593 SDUSD 2012 2019L PROP Z | 0.00 | 5,138,100.00 | 0.00 | 5,138,100.00 | (5,138,100.00) | 5,527,640.32 |
| 53420 050_DS SDUSD 2019 2018C | 97594 SDUSD 2019 2018C MEASYY | 0.00 | 3,530,550.00 | 0.00 | 3,530,550.00 | (3,530,550.00) | 3,495,919.11 |
| 53421 065_DS SAN MARCOS USD 20 | 97599 SAN MARCOS USD 2020 REF | 0.00 | 4,476,169.75 | 0.00 | 4,476,169.75 | (4,476,169.75) | 4,486,144.77 |
| 53422 050_DS SDUSD MEASYY TAX | 97610 SDUSD MEASYY TAX RT RESERVE | 0.00 | 695,679.86 | 0.00 | 695,679.86 | (695,679.86) | 765,065.93 |
| 53423 050_DS SAN DIEGO USD 202 | 97638 SAN DIEGO USD 2021N | 0.00 | 5,388,950.00 | 0.00 | 5,388,950.00 | (5,388,950.00) | 1,641,171.84 |
| 53424 050_DS SAN DIEGO USD 202 | 97639 SAN DIEGO USD 2021E | 0.00 | 8,048,350.00 | 0.00 | 8,048,350.00 | (8,048,350.00) | 3,566,698.45 |
| 53425 189_DS BONSALL UNIFIED 2 | 97339 BONSALL UNIFIED 2018 REF | 0.00 | 172,194.00 | 0.00 | 172,194.00 | (172,194.00) | 195,914.85 |
| 53426 050_DS SDUSD MEAS YY 202 | 97611 SDUSD MEAS YY 2020 D | 0.00 | 12,977,650.00 | 0.00 | 12,977,650.00 | (12,977,650.00) | 11,535,518.75 |
| 53427 050_DS SDUSD PROP S 2021 | 97612 SDUSD PROP S 2021 L | 0.00 | 2,953,495.00 | 0.00 | 2,953,495.00 | (2,953,495.00) | 3,094,770.64 |
| 53428 050_DS SDUSD PROP Z 2020 | 97613 SDUSD PROP Z 2020 M | 0.00 | 7,588,750.00 | 0.00 | 7,588,750.00 | (7,588,750.00) | 6,851,467.55 |
| 53429 050_DS SAN DIEGO USD 202 | 97640 SAN DIEGO USD 2021 ZR-1 | 0.00 | 9,021,268.76 | 0.00 | 9,021,268.76 | (9,021,268.76) | 8,908,562.80 |

# PERIODIC FINANCIAL STATEMENT - SCHEDULE OF REVENUES AND EXPENDITURES BY FUND AND ORGANIZATIONAL UNIT - GL041

Date:13-AUG-2025 15:47:24

COSD

Current Period: ADJ-25

Currency: USD

No specific FUND requested

| FUND | ORG | REVISED BUDGET | EXPENDITURES | ENCUMBRANCES | EXPENDITURES & ENCUMBRANCES | REMAINING BUDGET | REVENUE |
|---|---|---|---|---|---|---|---|
| 53430 048_DS MT EMP 2018 2019 | 97579 MT EMP 2018 2019 MEASJJ | 0.00 | 209,800.00 | 0.00 | 209,800.00 | (209,800.00) | 206,178.59 |
| 53431 048_DS MT EMPIRE USD 202 | 97644 MT EMPIRE USD 2021B | 0.00 | 489,662.50 | 0.00 | 489,662.50 | (489,662.50) | 191,220.28 |
| 53432 050_DS SAN DIEGO USD 202 | 97662 SAN DIEGO USD 2022F | 0.00 | 115,309,337.50 | 0.00 | 115,309,337.50 | (115,309,337.50) | 7,925,196.20 |
| 53433 050_DS SAN DIEGO USD 202 | 97663 SAN DIEGO USD 2022M | 0.00 | 22,686,432.05 | 0.00 | 22,686,432.05 | (22,686,432.05) | 1,833,152.52 |
| 53434 050_DS SAN DIEGO USD 202 | 97664 SAN DIEGO USD 2022O | 0.00 | 65,516,049.28 | 0.00 | 65,516,049.28 | (65,516,049.28) | 4,147,248.07 |
| 53435 051_DS VISTA USD 2019A M | 97580 VISTA USD 2019A MEAS LL | 0.00 | 1,522,350.00 | 0.00 | 1,522,350.00 | (1,522,350.00) | 1,481,832.11 |
| 53436 051_DS VISTA UNIFIED 202 | 97597 VISTA UNIFIED 2021 REF | 0.00 | 8,849,411.91 | 0.00 | 8,849,411.91 | (8,849,411.91) | 9,327,712.75 |
| 53437 051_DS VISTA USD 2022B | 97654 VISTA USD 2022B | 0.00 | 6,746,400.00 | 0.00 | 6,746,400.00 | (6,746,400.00) | 6,442,568.17 |
| 53438 048_DS MT EMPIRE USD 202 | 97658 MT EMPIRE USD 2022C | 0.00 | 241,457.05 | 0.00 | 241,457.05 | (241,457.05) | 243,091.69 |
| 53440 063_DS CARLSBAD 2019A ME | 97581 CARLSBAD 2019A MEAS HH | 0.00 | 2,391,462.50 | 0.00 | 2,391,462.50 | (2,391,462.50) | 2,502,019.91 |
| 53441 063_DS CARLSBAD USD 2021 | 97631 CARLSBAD USD 2021B | 0.00 | 6,789,143.76 | 0.00 | 6,789,143.76 | (6,789,143.76) | 2,026,002.49 |
| 53442 063_DS CARLSBAD UNIFIED | 97696 CARLSBAD UNIFIED 2025C | 0.00 | 0.00 | 0.00 | 0.00 | 0.00 | 4,008,983.60 |
| 53445 064_DS OCEANSIDE 2008E P | 97582 OCEANSIDE 2008E PROP H | 0.00 | 814,350.00 | 0.00 | 814,350.00 | (814,350.00) | 818,464.33 |
| 53446 064_DS OCEANSIDE PROP H | 97608 OCEANSIDE PROP H 2008 F | 0.00 | 1,925,350.00 | 0.00 | 1,925,350.00 | (1,925,350.00) | 2,025,535.44 |
| 53447 064_DS OCEANSIDE 2020REF | 97617 OCEANSIDE 2020REF PROP G | 0.00 | 521,850.00 | 0.00 | 521,850.00 | (521,850.00) | 1,018,588.75 |
| 53448 064_DS OCEANSIDE 2020REF | 97618 OCEANSIDE 2020REF PROP H | 0.00 | 0.00 | 0.00 | 0.00 | 0.00 | 83.45 |
| 53449 064_DS OCEANSIDE USD 202 | 97633 OCEANSIDE USD 2020A | 0.00 | 1,382,150.00 | 0.00 | 1,382,150.00 | (1,382,150.00) | 1,366,525.84 |
| 53450 062_DS_BORREGO 2018A MEA | 97596 BORREGO SPRINGS 2018A MEAS GG | 0.00 | 412,050.00 | 0.00 | 412,050.00 | (412,050.00) | 429,801.93 |
| 53451 064_DS OCEANSIDE USD 202 | 97635 OCEANSIDE USD 2021 REFUNDING | 0.00 | 1,316,819.75 | 0.00 | 1,316,819.75 | (1,316,819.75) | 1,218,322.44 |
| 53452 064_DS OCEANSIDE USD 202 | 97668 OCEANSIDE USD 2022 REF | 0.00 | 281,350.00 | 0.00 | 281,350.00 | (281,350.00) | 283,814.11 |
| 53453 064_DS OCEANSIDE USD 200 | 97669 OCEANSIDE USD 2008G | 0.00 | 710,600.00 | 0.00 | 710,600.00 | (710,600.00) | 723,111.60 |
| 53454 064_DS OCEANSIDE USD 202 | 97675 OCEANSIDE USD 2020B | 0.00 | 6,094,187.50 | 0.00 | 6,094,187.50 | (6,094,187.50) | 5,235,318.16 |
| 53455 009_DS CHULA VISTA ESD 2 | 97643 CHULA VISTA ESD 2021 REF | 0.00 | 1,171,949.30 | 0.00 | 1,171,949.30 | (1,171,949.30) | 1,099,416.97 |
| 53456 009_DS CHULA VISTA ESD 2 | 95716 CHULA VISTA ESD 2018A | 0.00 | 5,633,075.00 | 0.00 | 5,633,075.00 | (5,633,075.00) | 5,154,504.23 |
| 53457 009_DS CHULA VISTA ESD 2 | 95717 CHULA VISTA ESD 2020B | 0.00 | 10,081,975.00 | 0.00 | 10,081,975.00 | (10,081,975.00) | 7,465,549.03 |
| 53458 047_DS CORONADO USD 2022 | 97646 CORONADO USD 2022 REF | 0.00 | 1,121,323.14 | 0.00 | 1,121,323.14 | (1,121,323.14) | 1,225,005.03 |
| 53459 009_DS CHULA VISTA ESD 2 | 95719 CHULA VISTA ESD 2023 REF | 0.00 | 1,616,750.00 | 0.00 | 1,616,750.00 | (1,616,750.00) | 1,697,298.21 |
| 53467 065_DS SAN MARCOS USD 20 | 97721 SAN MARCOS USD 2024A | 0.00 | 0.00 | 0.00 | 0.00 | 0.00 | 6,941,745.97 |
| 53500 050_DS SDUSD 2023 ZR-2 | 97670 SDUSD 2023 ZR-2 | 0.00 | 4,576,408.34 | 0.00 | 4,576,408.34 | (4,576,408.34) | 5,465,906.96 |
| 53501 050_DS SDUSD 2023 ZR-3 | 97671 SDUSD 2023 ZR-3 | 0.00 | 2,176,408.34 | 0.00 | 2,176,408.34 | (2,176,408.34) | 1,902,970.65 |
| 53502 050_DS SDUSD 2023 ZR-4A | 97673 SDUSD 2023 ZR-4A | 0.00 | 889,158.34 | 0.00 | 889,158.34 | (889,158.34) | 883,595.59 |
| 53503 050_DS SDUSD 2023 ZR-4B | 97674 SDUSD 2023 ZR-4B | 0.00 | 5,095,408.34 | 0.00 | 5,095,408.34 | (5,095,408.34) | 5,113,033.93 |
| 53504 050_DS SDUSD MEAS U 2023 | 97676 SDUSD MEAS U 2023A | 0.00 | 19,422,035.00 | 0.00 | 19,422,035.00 | (19,422,035.00) | 21,136,849.88 |
| 53505 050_DS SDUSD MEAS YY 202 | 97677 SDUSD MEAS YY 2023G | 0.00 | 16,909,100.00 | 0.00 | 16,909,100.00 | (16,909,100.00) | 71,153,013.00 |
| 53506 050_DS SDUSD PROP S 2023 | 97679 SDUSD PROP S 2023N | 0.00 | 19,550,475.00 | 0.00 | 19,550,475.00 | (19,550,475.00) | 3,370,068.15 |
| 53507 050_DS SDUSD 2023 SR-3A | 97681 SDUSD 2023 SR-3A | 0.00 | 1,874,794.45 | 0.00 | 1,874,794.45 | (1,874,794.45) | 2,907,742.97 |
| 53508 050_DS SDUSD 2023 R-6 | 97682 SDUSD 2023 R-6 | 0.00 | 161,850.00 | 0.00 | 161,850.00 | (161,850.00) | 884,081.48 |
| 53509 050_DS SDUSD 2024 REF SR | 97685 SDUSD 2024 REF SR-4A | 0.00 | 1,537,752.78 | 0.00 | 1,537,752.78 | (1,537,752.78) | 2,986,803.67 |
| 53510 050_DS SDUSD 2024 REF ZR | 97686 SDUSD 2024 REF ZR-5A | 0.00 | 4,128,558.33 | 0.00 | 4,128,558.33 | (4,128,558.33) | 8,319,918.63 |
| 53511 050_DS SDUSD 2024 REF R- | 97687 SDUSD 2024 REF R-7A | 0.00 | 468,461.11 | 0.00 | 468,461.11 | (468,461.11) | 1,124,914.36 |
| 53512 050_DS SDUSD 2025 REF SR | 97688 SDUSD 2025 REF SR-4C | 0.00 | 0.00 | 0.00 | 0.00 | 0.00 | 160,126.33 |
| 53513 050_DS SDUSD 2025 REF ZR | 97689 SDUSD 2025 REF ZR-5C | 0.00 | 0.00 | 0.00 | 0.00 | 0.00 | 568,087.59 |
| 53514 050_DS SDUSD MEAS U TAX | 97690 SDUSD MEAS U TAX RATE RES | 0.00 | 0.00 | 0.00 | 0.00 | 0.00 | 3,268,737.48 |
| 53515 050_DS SDUSD PROP S 2024 | 97692 SDUSD PROP S 2024O | 0.00 | 6,245,968.73 | 0.00 | 6,245,968.73 | (6,245,968.73) | 56,844,539.07 |
| 53516 050_DS SDUSD MEAS YY 202 | 97693 SDUSD MEAS YY 2024H | 0.00 | 32,630,253.76 | 0.00 | 32,630,253.76 | (32,630,253.76) | 100,942,823.70 |
| 53517 050_DS SDUSD MEAS U 2024 | 97694 SDUSD MEAS U 2024B | 0.00 | 13,191,932.15 | 0.00 | 13,191,932.15 | (13,191,932.15) | 85,092,770.63 |
| 53518 050_DS SDUSD 2025 REF R- | 97710 SDUSD 2025 REF R-8A | 0.00 | 0.00 | 0.00 | 0.00 | 0.00 | 2,673,106.44 |
| 53519 050_DS SDUSD 2025 REF R- | 97711 SDUSD 2025 REF R-8B | 0.00 | 0.00 | 0.00 | 0.00 | 0.00 | 669,107.76 |
| 53520 050_DS SDUSD 2025 REF SR | 97712 SDUSD 2025 REF SR-5A | 0.00 | 0.00 | 0.00 | 0.00 | 0.00 | 382,394.61 |
| 53521 050_DS SDUSD 2025 REF SR | 97713 SDUSD 2025 REF SR-5B | 0.00 | 0.00 | 0.00 | 0.00 | 0.00 | 716,886.06 |
| 53522 050_DS SDUSD 2025 REF ZR | 97714 SDUSD 2025 REF ZR-6A | 0.00 | 0.00 | 0.00 | 0.00 | 0.00 | 3,586,821.08 |

# PERIODIC FINANCIAL STATEMENT - SCHEDULE OF REVENUES AND EXPENDITURES BY FUND AND ORGANIZATIONAL UNIT - GL041

Date:13-AUG-2025 15:47:24

COSD

Current Period: ADJ-25

Currency: USD

No specific FUND requested

| FUND | ORG | REVISED BUDGET | EXPENDITURES | ENCUMBRANCES | EXPENDITURES & ENCUMBRANCES | REMAINING BUDGET | REVENUE |
|---|---|---|---|---|---|---|---|
| 53523 050_DS SDUSD 2025 REF ZR | 97715 SDUSD 2025 REF ZR-6B | 0.00 | 0.00 | 0.00 | 0.00 | 0.00 | 232,075.28 |
| 53600 064_DS OCEANSIDE USD 202 | 97680 OCEANSIDE USD 2023 REF | 0.00 | 381,855.00 | 0.00 | 381,855.00 | (381,855.00) | 576,753.19 |
| 53601 064_DS OCEANSIDE USD 202 | 97683 OCEANSIDE USD 2024A REF | 0.00 | 964,152.08 | 0.00 | 964,152.08 | (964,152.08) | 4,082,775.86 |
| 53602 064_DS OCEANSIDE USD 202 | 97684 OCEANSIDE USD 2024B REF | 0.00 | 858,345.83 | 0.00 | 858,345.83 | (858,345.83) | 1,376,131.01 |
| 56700 001_DS ALPINE UNION 1997 | 95650 ALPINE UNION 1997A | 0.00 | 0.00 | 0.00 | 0.00 | 0.00 | 736.44 |
| 56701 004_DS BONSALL UN ELEM E | 95648 BONSALL UN ELEM ELEC 2005 SER | 0.00 | 0.00 | 0.00 | 0.00 | 0.00 | 0.44 |
| 56703 001_DS ALPINE ELEM 1999B | 95651 ALPINE ELEM 1999B | 0.00 | 2,870,350.00 | 0.00 | 2,870,350.00 | (2,870,350.00) | 90,139.78 |
| 56706 007_DS CARDIFF SCH DIST | 95649 CARDIFF SCH DIST 2000A | 0.00 | 1,595,350.00 | 0.00 | 1,595,350.00 | (1,595,350.00) | 1,701,519.10 |
| 56720 006_DS CAJON VALLEY ELEM | 97396 CAJON VALLEY ELEM DS 2008A | 0.00 | 0.00 | 0.00 | 0.00 | 0.00 | 0.33 |
| 56725 006_DS CAJON VALLEY 2000 | 97416 CAJON VALLEY 2000 ELEC 2010 R | 0.00 | 0.00 | 0.00 | 0.00 | 0.00 | 0.04 |
| 56727 014_DS ENCINITAS ELEM 19 | 95658 ENCINITAS ELEM 1996A GOB | 0.00 | 6,486.98 | 0.00 | 6,486.98 | (6,486.98) | 129.25 |
| 56728 009_DS CHULA VISTA ELEM | 97427 CHULA VISTA ELEM 2010 REF | 0.00 | 332,354.05 | 0.00 | 332,354.05 | (332,354.05) | 5,638.02 |
| 56731 014_DS ENCINITAS USD 201 | 97435 ENCINITAS USD 2010 ELEC 2011A | 0.00 | 2,482,631.26 | 0.00 | 2,482,631.26 | (2,482,631.26) | 2,607,167.19 |
| 56732 006_DS CAJON VALLEY USD | 97437 CAJON VALLEY USD 2011 QSCB 20 | 0.00 | 1,543,561.90 | 0.00 | 1,543,561.90 | (1,543,561.90) | 1,638,633.01 |
| 56734 006_DS CAJON VALLEY USD | 97458 CAJON VALLEY USD 2012 REF | 0.00 | 754,275.00 | 0.00 | 754,275.00 | (754,275.00) | 810,578.21 |
| 56735 009_DS CHULA VISTA ELEM | 97461 CHULA VISTA ELEM 2012 REF BON | 0.00 | 1,591,200.00 | 0.00 | 1,591,200.00 | (1,591,200.00) | 1,606,209.63 |
| 56737 006_DS CAJON VALLEY ELEM | 97463 CAJON VALLEY ELEM 2011C 08ELE | 0.00 | 200,000.00 | 0.00 | 200,000.00 | (200,000.00) | 5,826.76 |
| 56738 014_DS ENCINITAS USD 201 | 97467 ENCINITAS USD 2010 ELEC 2013 | 0.00 | 490,787.50 | 0.00 | 490,787.50 | (490,787.50) | 485,042.56 |
| 56740 009_DS CHULA VISTA ELEM | 97468 CHULA VISTA ELEM SFID 2012A | 0.00 | 250,350.00 | 0.00 | 250,350.00 | (250,350.00) | 7,058.63 |
| 56743 015_DS ESCONDIDO ELEM 20 | 95640 ESCONDIDO UNIF ELEM 2002A | 0.00 | 350.00 | 0.00 | 350.00 | (350.00) | 369.69 |
| 56744 016_DS FALLBROOK ELEM 20 | 95702 FALLBROOK ELEM 2004C | 0.00 | 350.00 | 0.00 | 350.00 | (350.00) | 554.87 |
| 56746 016_DS FALLBROOK UNION E | 95700 FALLBROOK UNION ELEM 2003 A | 0.00 | 350.00 | 0.00 | 350.00 | (350.00) | 552.11 |
| 56747 016_DS FALLBROOK ELEM 20 | 95701 FALLBROOK ELEM 2003B | 0.00 | 600,350.00 | 0.00 | 600,350.00 | (600,350.00) | 895,013.85 |
| 56749 016_DS FALLBROOK UN ELEM | 95639 FALLBROOK UN ELEM ELEC 2002 S | 0.00 | 17,900.00 | 0.00 | 17,900.00 | (17,900.00) | 144,343.51 |
| 56750 016_DS FALLBROOK UN ELEM | 97429 FALLBROOK UN ELEM 2010A REF | 0.00 | 76,884.80 | 0.00 | 76,884.80 | (76,884.80) | 1,321.70 |
| 56752 016_DS FALLBROOK UN ELEM | 97454 FALLBROOK UNION ELEM 2012 REF | 0.00 | 2,311,368.76 | 0.00 | 2,311,368.76 | (2,311,368.76) | 2,345,757.30 |
| 56753 009_DS CHULA VISTA ELEM | 97475 CHULA VISTA ELEM 2013 REF | 0.00 | 1,630,350.00 | 0.00 | 1,630,350.00 | (1,630,350.00) | 673,238.02 |
| 56755 006_DS CAJON VALLEY USD | 97485 CAJON VALLEY USD 2014 REF BON | 0.00 | 1,081,725.00 | 0.00 | 1,081,725.00 | (1,081,725.00) | 76,662.70 |
| 56756 021_DS LEMON GROVE ELEC | 97426 LEMON GROVE ELEC 2008B | 0.00 | 350.00 | 0.00 | 350.00 | (350.00) | 99.14 |
| 56757 017_DS JAMUL DULZURA ELE | 95668 JAMUL DULZURA UNION 1995 | 0.00 | 0.07 | 0.00 | 0.07 | (0.07) | |
| 56758 017_DS JAMUL ELEM 2004A | 95710 JAMUL ELEM 2004A | 0.00 | 1,047,756.25 | 0.00 | 1,047,756.25 | (1,047,756.25) | 1,128,102.03 |
| 56759 021_DS_LEMON GROVE ELEC | 97432 LEMON GROVE ELEC 2008C | 0.00 | 128,083.77 | 0.00 | 128,083.77 | (128,083.77) | 2,172.95 |
| 56760 017_DS JAMUL 1998A | 95669 JAMUL 1998A | 0.00 | 200,000.00 | 0.00 | 200,000.00 | (200,000.00) | 7,151.38 |
| 56761 020_DS LA MESA SPRING VA | 95695 LA MESA - SPRING VALLEY DS 20 | 0.00 | 4,658.88 | 0.00 | 4,658.88 | (4,658.88) | 427.27 |
| 56762 020_DS LA MESA SPRING VA | 95696 LA MESA SPRING VALLEY 2002B | 0.00 | 4,555,700.00 | 0.00 | 4,555,700.00 | (4,555,700.00) | 4,865,530.16 |
| 56763 021_DS LEMON GROVE DS 19 | 95670 LEMON GROVE ELEM DS 1999A | 0.00 | 350.00 | 0.00 | 350.00 | (350.00) | 14,326.11 |
| 56764 021_DS LEMON GROVE DS 19 | 95682 LEMON GRVE DS 1998 B ELEM | 0.00 | 945,350.00 | 0.00 | 945,350.00 | (945,350.00) | 1,596,796.55 |
| 56765 021_DS LEMON GROVE DS 19 | 95685 LEMON GROVE DS 1998C ELEM | 0.00 | 355,197.50 | 0.00 | 355,197.50 | (355,197.50) | 384,895.45 |
| 56767 021_DS LEMON GROVE DS 20 | 97411 LEMON GROVE DS 2008A | 0.00 | 638.27 | 0.00 | 638.27 | (638.27) | 10.82 |
| 56770 028_DS RANCHO SANTA FE 2 | 95688 RANCHO SANTA FE 2004A | 0.00 | 325,350.00 | 0.00 | 325,350.00 | (325,350.00) | 13,511.58 |
| 56771 020_DS RANCHO SANTA FE 2 | 97341 RANCHO SANTA FE 2008A | 0.00 | 35,350.00 | 0.00 | 35,350.00 | (35,350.00) | 449,861.39 |
| 56773 028_DS RANCHO SANTA FE 2 | 97342 RANCHO SANTA FE 2008B | 0.00 | 564.62 | 0.00 | 564.62 | (564.62) | 11.26 |
| 56774 009_DS CHULA VISTA ELEM | 97492 CHULA VISTA ELEM SFID 2012B | 0.00 | 701,550.02 | 0.00 | 701,550.02 | (701,550.02) | 738,929.70 |
| 56776 006_DS CAJON VALLEY USD | 97478 CAJON VALLEY USD 2012A | 0.00 | 300,350.00 | 0.00 | 300,350.00 | (300,350.00) | 7,100.62 |
| 56779 032_DS SANTEE SCHOOL DIS | 97433 SANTEE SCHOOL DIST DS 2006E | 0.00 | 0.00 | 0.00 | 0.00 | 0.00 | 96.65 |
| 56780 032_DS SANTEE SCHOOL DIS | 97399 SANTEE SCHOOL DIST DS 2006D | 0.00 | 0.00 | 0.00 | 0.00 | 0.00 | 89.72 |
| 56781 031_DS SAN PASQUAL DS 19 | 95675 SAN PASQUAL UN DS 1999A | 0.00 | 350.00 | 0.00 | 350.00 | (350.00) | 2,137.77 |
| 56782 032_DS SANTEE SCHOOL DIS | 97397 SANTEE SCHOOL DIST DS 2006B | 0.00 | 787.26 | 0.00 | 787.26 | (787.26) | 13.02 |
| 56783 032_DS SANTEE SCHOOL DIS | 97398 SANTEE SCHOOL DIST DS 2006C | 0.00 | 275,350.00 | 0.00 | 275,350.00 | (275,350.00) | 292,262.91 |
| 56786 033_DS SAN YSIDRO 1997D | 95694 SAN YSIDRO 1997D | 0.00 | 3,540,350.00 | 0.00 | 3,540,350.00 | (3,540,350.00) | 3,838,762.38 |
| 56791 033_DS SAN YSIDRO 1997E | 95703 SAN YSIDRO 1997E | 0.00 | 150,350.00 | 0.00 | 150,350.00 | (150,350.00) | 1,553.32 |

# PERIODIC FINANCIAL STATEMENT - SCHEDULE OF REVENUES AND EXPENDITURES BY FUND AND ORGANIZATIONAL UNIT - GL041

Date:13-AUG-2025 15:47:24

COSD
Current Period: ADJ-25

Currency: USD
No specific FUND requested

| FUND | ORG | REVISED BUDGET | EXPENDITURES | ENCUMBRANCES | EXPENDITURES & ENCUMBRANCES | REMAINING BUDGET | REVENUE |
|---|---|---|---|---|---|---|---|
| 56792 033_DS SAN YSIDRO 1997F | 95704 SAN YSIDRO 1997F | 0.00 | 350.00 | 0.00 | 350.00 | (350.00) | 105.55 |
| 56793 035_DS SOUTH BAY 1997A G | 95679 SOUTH BAY-GOB 1997A | 0.00 | 300,000.00 | 0.00 | 300,000.00 | (300,000.00) | 6,478.82 |
| 56794 035_DS SOUTH BAY USD 200 | 97403 SOUTH BAY USD 2008A | 0.00 | 0.00 | 0.00 | 0.00 | 0.00 | 0.28 |
| 56795 033_DS SAN YSIDRO 1997G | 97462 SAN YSIDRO SCHOOL DISTRICT 19 | 0.00 | 350.00 | 0.00 | 350.00 | (350.00) | 87.56 |
| 56797 019_DS LAKESIDE USD 2008 | 97407 LAKESIDE USD 2008A | 0.00 | 1,430,350.00 | 0.00 | 1,430,350.00 | (1,430,350.00) | 1,713,805.61 |
| 56798 019_DS LAKESIDE USD 2008 | 97431 LAKESIDE USD 2008B | 0.00 | 0.00 | 0.00 | 0.00 | 0.00 | 62.36 |
| 56799 010_DS DEHESA SCH DIST 2 | 97444 DEHESA SCH DIST 2010A | 0.00 | 52,437.50 | 0.00 | 52,437.50 | (52,437.50) | 62,441.20 |
| 56800 035_DS SOUTH BAY USD 201 | 97474 SOUTH BAY USD 2012A | 0.00 | 200,000.00 | 0.00 | 200,000.00 | (200,000.00) | 5,833.17 |
| 56801 010_DS DEHESA SCH DIST 2 | 97480 DEHESA SCH DIST 2012A | 0.00 | 55,787.50 | 0.00 | 55,787.50 | (55,787.50) | 61,194.54 |
| 56802 020_DS LA MESA SPRING VA | 95705 LA MESA SPRING VALLEY SD 2014 | 0.00 | 98.90 | 0.00 | 98.90 | (98.90) | 1.68 |
| 56803 020_DS LA MESA SPRING VA | 95706 LA MESA SPRING VALLEY SD 2014 | 0.00 | 1,151.79 | 0.00 | 1,151.79 | (1,151.79) | 19.54 |
| 56804 019_DS LAKESIDE USD 2014 | 97493 LAKESIDE USD 2014A | 0.00 | 53.42 | 0.00 | 53.42 | (53.42) | 0.90 |
| 56805 033_DS SAN YSIDRO 2012 R | 97464 SAN YSIDRO 2012 REF | 0.00 | 2,055,650.01 | 0.00 | 2,055,650.01 | (2,055,650.01) | 2,187,187.47 |
| 56806 006_DS CAJON VALLEY USD | 97494 CAJON VALLEY USD 2012C | 0.00 | 1,043,700.02 | 0.00 | 1,043,700.02 | (1,043,700.02) | 1,113,388.12 |
| 56807 023_DS NATIONAL SCH DIST | 97495 NATIONAL SCH DIST 2014A | 0.00 | 878,431.26 | 0.00 | 878,431.26 | (878,431.26) | 931,471.78 |
| 56808 033_DS SAN YSIDRO 2015 R | 97498 SAN YSIDRO 2015 REF | 0.00 | 2,310,350.00 | 0.00 | 2,310,350.00 | (2,310,350.00) | 2,752,625.14 |
| 56809 021_DS LEMON GROVE SD 20 | 97500 LEMON GROVE SD 2014A | 0.00 | 326,050.00 | 0.00 | 326,050.00 | (326,050.00) | 325,341.19 |
| 56810 021_DS LEMON GROVE SD 20 | 97501 LEMON GROVE SD 2014B | 0.00 | 0.00 | 0.00 | 0.00 | 0.00 | 0.04 |
| 56811 015_DS ESCONDIDO USD 201 | 95642 ESCONDIDO USD 2014A | 0.00 | 1,015,718.76 | 0.00 | 1,015,718.76 | (1,015,718.76) | 1,099,236.22 |
| 56812 019_DS LAKESIDE USD 2015 | 97503 LAKESIDE USD 2015A REF | 0.00 | 249,706.26 | 0.00 | 249,706.26 | (249,706.26) | 264,697.16 |
| 56813 006_DS CAJON VALLEY USD | 97505 CAJON VALLEY USD 2012D | 0.00 | 939,781.26 | 0.00 | 939,781.26 | (939,781.26) | 1,046,959.87 |
| 56814 028_DS RANCHO SANTA FE S | 97343 RANCHO SANTA FE SD 2015 REFUN | 0.00 | 2,738,300.00 | 0.00 | 2,738,300.00 | (2,738,300.00) | 2,981,239.75 |
| 56815 014_DS ENCINITAS USD 201 | 97506 ENCINITAS USD 2010 ELEC 2015 | 0.00 | 765,350.00 | 0.00 | 765,350.00 | (765,350.00) | 674,595.40 |
| 56816 017_DS JAMUL DULZURA USD | 95711 JAMUL DULZURA USD 1995 ELEC 2 | 0.00 | 178,393.76 | 0.00 | 178,393.76 | (178,393.76) | 182,838.76 |
| 56817 032_DS SANTEE SCHOOL DIS | 97514 SANTEE SCHOOL DIST 2015 REF | 0.00 | 1,783,655.35 | 0.00 | 1,783,655.35 | (1,783,655.35) | 2,051,966.83 |
| 56818 032_DS SANTEE SCHOOL DIS | 97516 SANTEE SCHOOL DIST 2016A REF | 0.00 | 367,515.50 | 0.00 | 367,515.50 | (367,515.50) | 292,925.02 |
| 56819 006_DS CAJON VALLEY USD | 97523 CAJON VALLEY USD 2016 REF | 0.00 | 2,450,700.00 | 0.00 | 2,450,700.00 | (2,450,700.00) | 2,609,419.18 |
| 56820 035_DS SOUTH BAY USD 201 | 97532 SOUTH BAY USD 2016 REF | 0.00 | 1,222,012.50 | 0.00 | 1,222,012.50 | (1,222,012.50) | 1,354,831.73 |
| 56821 035_DS SOUTH BAY USD 200 | 97533 SOUTH BAY USD 2008B | 0.00 | 371,450.00 | 0.00 | 371,450.00 | (371,450.00) | 318,627.43 |
| 56822 035_DS SOUTH BAY USD 201 | 97534 SOUTH BAY USD 2012B | 0.00 | 392,600.00 | 0.00 | 392,600.00 | (392,600.00) | 421,908.76 |
| 56823 023_DS NATIONAL SCH DIST | 97535 NATIONAL SCH DIST 2014B | 0.00 | 345,000.00 | 0.00 | 345,000.00 | (345,000.00) | 351,999.54 |
| 56824 019_DS LAKESIDE USD 2016 | 97542 LAKESIDE USD 2016 REF | 0.00 | 678,750.00 | 0.00 | 678,750.00 | (678,750.00) | 703,888.97 |
| 56825 009_DS CHULA VISTA ELEM | 97543 CHULA VISTA ELEM SFID 1 2012C | 0.00 | 2,283,625.00 | 0.00 | 2,283,625.00 | (2,283,625.00) | 2,382,056.58 |
| 56826 034_DS SOLANA BCH SFID 2 | 95707 SOLANA BCH SFID 2016-1 | 0.00 | 2,531,050.00 | 0.00 | 2,531,050.00 | (2,531,050.00) | 2,512,941.48 |
| 56827 007_DS CARDIFF SCH DIST | 97546 CARDIFF SCH DIST 2016A | 0.00 | 547,593.76 | 0.00 | 547,593.76 | (547,593.76) | 552,043.83 |
| 56828 006_DS CAJON VALLEY USD | 97547 CAJON VALLEY USD 2016A | 0.00 | 0.00 | 0.00 | 0.00 | 0.00 | 0.04 |
| 56829 015_DS ESCONDIDO USD 201 | 95643 ESCONDIDO USD 2017 REF | 0.00 | 4,140,975.00 | 0.00 | 4,140,975.00 | (4,140,975.00) | 4,420,372.43 |
| 56830 014_DS ENCINITAS USD 201 | 97549 ENCINITAS USD 2010 ELEC 2017 | 0.00 | 1,047,050.00 | 0.00 | 1,047,050.00 | (1,047,050.00) | 1,079,696.61 |
| 56831 021_DS LEMON GROVE SD 20 | 97550 LEMON GROVE SD 2014D ED-TECH | 0.00 | 0.00 | 0.00 | 0.00 | 0.00 | 0.04 |
| 56832 021_DS LEMON GROVE SD 20 | 97551 LEMON GROVE SD 2014C | 0.00 | 585,700.00 | 0.00 | 585,700.00 | (585,700.00) | 639,994.08 |
| 56834 032_DS SANTEE SCHOOL DIS | 97554 SANTEE SCHOOL DIST 2017 REF | 0.00 | 733,350.00 | 0.00 | 733,350.00 | (733,350.00) | 746,089.67 |
| 56835 006_DS CAJON VALLEY USD | 97560 CAJON VALLEY USD 2012E | 0.00 | 1,035,881.26 | 0.00 | 1,035,881.26 | (1,035,881.26) | 1,065,471.95 |
| 56836 015_DS ESCONDIDO USD 201 | 95644 ESCONDIDO USD 2014B | 0.00 | 2,302,856.26 | 0.00 | 2,302,856.26 | (2,302,856.26) | 2,722,321.00 |
| 56837 019_DS LAKESIDE USD 2014 | 97570 LAKESIDE USD 2014B | 0.00 | 675,337.50 | 0.00 | 675,337.50 | (675,337.50) | 741,167.99 |
| 56838 064_DS OCEANSIDE USD 201 | 97572 OCEANSIDE USD 2018REF PROP G | 0.00 | 191,973.32 | 0.00 | 191,973.32 | (191,973.32) | 3,374.88 |
| 56839 064_DS OCEANSIDE USD 201 | 97573 OCEANSIDE USD 2018REF PROP H | 0.00 | 504,900.00 | 0.00 | 504,900.00 | (504,900.00) | 39,384.51 |
| 56840 007_DS CARDIFF SCH DIST | 97576 CARDIFF SCH DIST 2016B | 0.00 | 361,462.52 | 0.00 | 361,462.52 | (361,462.52) | 406,825.81 |
| 56841 034_DS SOLANA BCH SFID 2 | 95708 SOLANA BCH SFID 2016B | 0.00 | 2,658,800.00 | 0.00 | 2,658,800.00 | (2,658,800.00) | 2,765,452.09 |
| 56842 021_DS LEMON GROVE SD 20 | 97583 LEMON GROVE SD 2019 REFUNDING | 0.00 | 238,950.00 | 0.00 | 238,950.00 | (238,950.00) | 432,609.01 |
| 56843 011_DS DEL MAR 2018ELEC | 95713 DEL MAR 2018ELEC 2019SER MM | 0.00 | 1,929,668.76 | 0.00 | 1,929,668.76 | (1,929,668.76) | 2,038,876.28 |
| 56844 009_DS CHULA VISTA 2019 | 97586 CHULA VISTA 2019 BAN VV | 0.00 | 0.00 | 0.00 | 0.00 | 0.00 | 72.20 |

# PERIODIC FINANCIAL STATEMENT - SCHEDULE OF REVENUES AND EXPENDITURES BY FUND AND ORGANIZATIONAL UNIT - GL041

Date:13-AUG-2025 15:47:24

COSD

Current Period ADJ-25

Currency: USD

No specific FUND requested

| FUND | ORG | REVISED BUDGET | EXPENDITURES | ENCUMBRANCES | EXPENDITURES & ENCUMBRANCES | REMAINING BUDGET | REVENUE |
|---|---|---|---|---|---|---|---|
| 56845 006_DS CAJON VLY 2016B M | 97588 CAJON VLY 2016B MEAS EE | 0.00 | 350.00 | 0.00 | 350.00 | (350.00) | 14,001.11 |
| 56846 032_DS SANTEE MEAS S SER | 97592 SANTEE MEAS S SER 2019 | 0.00 | 2,394,250.00 | 0.00 | 2,394,250.00 | (2,394,250.00) | 2,557,685.00 |
| 56847 035_DS S BAY MEAS NN 201 | 97595 SOUTH BAY MEAS NN 2019 BAN | 0.00 | 0.00 | 0.00 | 0.00 | 0.00 | 125.28 |
| 56848 006_DS CAJON VLY USD 202 | 97598 CAJON VALLEY USD 2020 REF | 0.00 | 1,603,350.00 | 0.00 | 1,603,350.00 | (1,603,350.00) | 1,699,706.62 |
| 56849 050_DS SAN DIEGO USD 202 | 97600 SAN DIEGO USD 2020 REF | 0.00 | 2,158,641.50 | 0.00 | 2,158,641.50 | (2,158,641.50) | 1,684,374.67 |
| 56850 015_DS ESCONDIDO ELEM PR | 97601 ESCONDIDO ELEM PROP E 2014C | 0.00 | 1,403,100.00 | 0.00 | 1,403,100.00 | (1,403,100.00) | 945,076.34 |
| 56851 009_DS CHULA VISTA MEAS | 97605 CHULA VISTA MEAS M 2020 A | 0.00 | 4,952,600.00 | 0.00 | 4,952,600.00 | (4,952,600.00) | 5,156,924.21 |
| 56852 014_DS ENCINITAS 2020 RE | 97619 ENCINITAS 2020 REF SER A | 0.00 | 417,958.00 | 0.00 | 417,958.00 | (417,958.00) | 559,976.05 |
| 56853 014_DS ENCINITAS 2020 RE | 97620 ENCINITAS 2020 REF SER B | 0.00 | 350.00 | 0.00 | 350.00 | (350.00) | 326.99 |
| 56854 019_DS LAKESIDE USD 2021 | 97632 LAKESIDE USD 2021C | 0.00 | 635,350.00 | 0.00 | 635,350.00 | (635,350.00) | 641,038.35 |
| 56855 033_DS SAN YSIDRO MEAS U | 97606 SAN YSIDRO MEAS U 2020A | 0.00 | 792,050.00 | 0.00 | 792,050.00 | (792,050.00) | 815,049.04 |
| 56856 033_DS SAN YSIDRO MEAS T | 97607 SAN YSIDRO MEAS T 2020A | 0.00 | 570,282.21 | 0.00 | 570,282.21 | (570,282.21) | 585,977.63 |
| 56857 023_DS NATIONAL ELEM 201 | 97622 NATIONAL ELEM 2016A | 0.00 | 465,901.25 | 0.00 | 465,901.25 | (465,901.25) | 454,922.11 |
| 56858 015_DS ESCONDIDO ELEM 20 | 97623 ESCONDIDO ELEM 2021 REF | 0.00 | 1,620,633.35 | 0.00 | 1,620,633.35 | (1,620,633.35) | 1,609,129.55 |
| 56859 020_DS LA MESA SPRNG VLY | 97634 LA MESA SPRING VALLEY 2020A | 0.00 | 1,571,150.00 | 0.00 | 1,571,150.00 | (1,571,150.00) | 814,097.70 |
| 56860 015_DS ESCONDIDO UN ESD | 97647 ESCONDIDO UN ESD 2014D | 0.00 | 741,750.00 | 0.00 | 741,750.00 | (741,750.00) | 754,166.88 |
| 56861 010_DS DEHESA ESD 2012B | 97648 DEHESA ESD 2012B | 0.00 | 11,375.00 | 0.00 | 11,375.00 | (11,375.00) | 11,478.57 |
| 56862 010_DS DEHESA ESD 2022A | 97649 DEHESA ESD 2022A REF | 0.00 | 77,242.50 | 0.00 | 77,242.50 | (77,242.50) | 80,405.65 |
| 56863 010_DS DEHESA ESD 2022B | 97650 DEHESA ESD 2022B REF | 0.00 | 52,773.00 | 0.00 | 52,773.00 | (52,773.00) | 55,025.00 |
| 56864 010_DS DEHESA ESD 2022C | 97651 DEHESA ESD 2022C REF | 0.00 | 8,180.00 | 0.00 | 8,180.00 | (8,180.00) | 7,778.73 |
| 56865 015_DS ESCONDIDO ESD 201 | 97665 ESCONDIDO ESD 2014E | 0.00 | 423,911.11 | 0.00 | 423,911.11 | (423,911.11) | 812,361.08 |
| 56866 011_DS DEL MAR ESD 2022B | 95714 DEL MAR ESD 2022B | 0.00 | 4,431,875.00 | 0.00 | 4,431,875.00 | (4,431,875.00) | 4,480,180.54 |
| 56867 021_DS LEMON GROVE ESD 2 | 97657 LEMON GROVE ESD 2022 REF | 0.00 | 558,909.10 | 0.00 | 558,909.10 | (558,909.10) | 292,618.76 |
| 56868 021_DS LEMON GROVE ESD 2 | 97678 LEMON GROVE ESD 2022A | 0.00 | 896,687.51 | 0.00 | 896,687.51 | (896,687.51) | 217,707.08 |
| 56869 023_DS NATIONAL ESD 2016 | 97659 NATIONAL ESD 2016B | 0.00 | 472,937.50 | 0.00 | 472,937.50 | (472,937.50) | 418,144.95 |
| 56870 035_DS SOUTH BAY USD 201 | 97660 SOUTH BAY USD 2018A | 0.00 | 812,479.17 | 0.00 | 812,479.17 | (812,479.17) | 825,819.33 |
| 56871 035_DS SOUTH BAY ESD 200 | 97661 SOUTH BAY ESD 2008C | 0.00 | 354,261.78 | 0.00 | 354,261.78 | (354,261.78) | 363,194.84 |
| 56872 035_DS SOUTH BAY ESD 202 | 97672 SOUTH BAY ESD 2023 REF | 0.00 | 1,004,533.34 | 0.00 | 1,004,533.34 | (1,004,533.34) | 1,023,245.38 |
| 56874 011_DS DEL MAR USD 2024C | 95715 DEL MAR USD 2024C | 0.00 | 290,643.88 | 0.00 | 290,643.88 | (290,643.88) | 1,117,770.93 |
| 56875 006_DS CAJON VALLEY ESD | 97655 CAJON VALLEY ESD 2022REF | 0.00 | 1,578,040.55 | 0.00 | 1,578,040.55 | (1,578,040.55) | 1,757,630.02 |
| 56876 006_DS CAJON VALLEY ESD | 97656 CAJON VALLEY ESD 2023REF | 0.00 | 6,174,879.17 | 0.00 | 6,174,879.17 | (6,174,879.17) | 7,124,822.05 |
| 56877 033_DS SAN YSIDRO MEAS U | 95847 SAN YSIDRO MEAS U 2020B | 0.00 | 2,110,920.27 | 0.00 | 2,110,920.27 | (2,110,920.27) | 1,867,724.78 |
| 56878 033_DS SAN YSIDRO MEAS T | 95848 SAN YSIDRO MEAS T 2020B | 0.00 | 2,129,670.27 | 0.00 | 2,129,670.27 | (2,129,670.27) | 1,914,720.01 |
| 56879 033_DS SAN YSIDRO ESD 20 | 95850 SAN YSIDRO ESD 2024 REF | 0.00 | 587,156.67 | 0.00 | 587,156.67 | (587,156.67) | 1,156,658.26 |
| 56880 020_DS LA MESA-SV ESD 20 | 95730 LA MESA-SV ESD 2020B | 0.00 | 5,770,445.27 | 0.00 | 5,770,445.27 | (5,770,445.27) | 3,046,611.59 |
| 56881 006_DS CAJON VALLEY ESD | 97691 CAJON VALLEY ESD 2024REF | 0.00 | 673,873.61 | 0.00 | 673,873.61 | (673,873.61) | 1,774,884.12 |
| 56882 020_DS LA MESA-SV ESD 20 | 95731 LA MESA-SV ESD 2020C | 0.00 | 816,567.47 | 0.00 | 816,567.47 | (816,567.47) | 2,456,556.54 |
| 56884 023_DS NATIONAL ESD 2016 | 97697 NATIONAL ESD 2016C | 0.00 | 227,500.02 | 0.00 | 227,500.02 | (227,500.02) | 2,292,115.71 |
| 56888 014_DS ENCINITAS ESD 202 | 97707 ENCINITAS ESD 2025A | 0.00 | 0.00 | 0.00 | 0.00 | 0.00 | 3,217,985.30 |
| 56891 033_DS SAN YSIDRO MEAS T | 95858 SAN YSIDRO MEAS T 2020C | 0.00 | 0.00 | 0.00 | 0.00 | 0.00 | 444,442.70 |
| 56892 033_DS SAN YSIDRO MEAS U | 95859 SAN YSIDRO MEAS U 2020C | 0.00 | 0.00 | 0.00 | 0.00 | 0.00 | 408,772.08 |
| 57520 040_DS ESCONDIDO HIGH 19 | 95824 ESCONDIDO HIGH 1999A REF | 0.00 | 0.00 | 0.00 | 0.00 | 0.00 | 3.59 |
| 57521 040_DS ESCONDIDO UN HI 2 | 97412 ESCONDIDO UN HI 2008 ELEC 200 | 0.00 | 7,670,162.50 | 0.00 | 7,670,162.50 | (7,670,162.50) | 8,074,949.13 |
| 57522 040_DS ESCONDIDO UN HI 2 | 97415 ESCONDIDO UN HI 2008 ELEC 200 | 0.00 | 350.00 | 0.00 | 350.00 | (350.00) | 20,253.03 |
| 57523 040_DS ESCONDIDO UHSD 20 | 97447 ESCONDIDO UHSD 2008C | 0.00 | 361,537.50 | 0.00 | 361,537.50 | (361,537.50) | 435,888.49 |
| 57531 042_DS GROSSMONT UNION H | 95827 GROSSMONT UNION HIGH 2004 | 0.00 | 5,110,350.00 | 0.00 | 5,110,350.00 | (5,110,350.00) | 5,521,329.72 |
| 57532 042_DS GROSSMONT UNION H | 95829 GROSSMONT UNION HIGH 2006 | 0.00 | 11,730,350.00 | 0.00 | 11,730,350.00 | (11,730,350.00) | 12,766,431.92 |
| 57533 042_DS GROSSMONT UNION H | 97395 GROSSMONT UNION HIGH 2008 | 0.00 | 4,865,350.00 | 0.00 | 4,865,350.00 | (4,865,350.00) | 5,420,608.00 |
| 57534 042_DS GROSSMONT UNION H | 97406 GROSSMONT UNION HIGH 2008A | 0.00 | 0.00 | 0.00 | 0.00 | 0.00 | 0.24 |
| 57535 042_DS GROSSMONT UNION H | 97424 GROSSMONT UNION HIGH ELEC 200 | 0.00 | 0.00 | 0.00 | 0.00 | 0.00 | 0.32 |
| 57536 042_DS GROSSMONT UNION H | 97434 GROSSMONT UNION HIGH ELEC 200 | 0.00 | 910.31 | 0.00 | 910.31 | (910.31) | 16.00 |

# PERIODIC FINANCIAL STATEMENT - SCHEDULE OF REVENUES AND EXPENDITURES BY FUND AND ORGANIZATIONAL UNIT - GL041

Date:13-AUG-2025 15:47:24

COSD

Current Period: ADJ-25

Currency: USD

No specific FUND requested

| FUND | ORG | REVISED BUDGET | EXPENDITURES | ENCUMBRANCES | EXPENDITURES & ENCUMBRANCES | REMAINING BUDGET | REVENUE |
|---|---|---|---|---|---|---|---|
| 57537 042_DS GROSSMONT UNION H | 97436 GROSSMONT UNION HIGH ELEC 200 | 0.00 | 4,369,902.10 | 0.00 | 4,369,902.10 | (4,369,902.10) | 4,436,711.39 |
| 57538 042_DS GROSSMONT UHSD 20 | 97445 GROSSMONT UHSD 2004 ELEC 2011 | 0.00 | 0.00 | 0.00 | 0.00 | 0.00 | 0.12 |
| 57540 043_DS JULIAN UNION HS 1 | 95828 JULIAN UNION HI 1996A | 0.00 | 400.60 | 0.00 | 400.60 | (400.60) | 8.24 |
| 57541 042_DS GROSSMONT UHSD 20 | 97459 GROSSMONT UHSD 2012 REF | 0.00 | 2,000,350.00 | 0.00 | 2,000,350.00 | (2,000,350.00) | 78,631.34 |
| 57542 043_DS JULIAN UHSD 2010E | 95833 JULIAN UHSD 2010ELEC 2013A | 0.00 | 266,912.50 | 0.00 | 266,912.50 | (266,912.50) | 279,021.07 |
| 57543 042_DS GROSSMONT UHSD 20 | 97481 GROSSMONT UHSD 2013 2008E | 0.00 | 109.36 | 0.00 | 109.36 | (109.36) | 1.91 |
| 57544 042_DS GROSSMONT UHSD 20 | 97499 GROSSMONT UHSD 2015 2008F PRO | 0.00 | 2,277,605.56 | 0.00 | 2,277,605.56 | (2,277,605.56) | 1,748,197.18 |
| 57545 042_DS GROSSMONT UHSD 20 | 97511 GROSSMONT UHSD 2015 REF | 0.00 | 1,443,381.26 | 0.00 | 1,443,381.26 | (1,443,381.26) | 1,575,142.68 |
| 57546 042_DS GROSSMONT UHSD 20 | 97521 GROSSMONT UHSD 2016 REF | 0.00 | 3,918,150.00 | 0.00 | 3,918,150.00 | (3,918,150.00) | 4,364,599.70 |
| 57547 042_DS GROSSMONT UHSD SI | 97520 GROSSMONT UHSD SINKING DEP EL | 0.00 | 0.00 | 0.00 | 0.00 | 0.00 | 3,895,033.57 |
| 57548 042_DS GROSSMONT UHSD 20 | 97539 GROSSMONT UHSD 2016B REF | 0.00 | 3,097,900.00 | 0.00 | 3,097,900.00 | (3,097,900.00) | 3,166,389.00 |
| 57549 042_DS GROSSMONT UHSD EL | 97544 GROSSMONT UHSD ELEC 2008 2017 | 0.00 | 1,395,875.00 | 0.00 | 1,395,875.00 | (1,395,875.00) | 1,482,131.22 |
| 57551 045_DS SAN DIEGUITO UHSD | 95831 SAN DIEGUITO UHSD 2012 | 0.00 | 3,946,600.00 | 0.00 | 3,946,600.00 | (3,946,600.00) | 121,664.62 |
| 57553 045_DS SAN DIEGUITO UHSD | 95835 SAN DIEGUITO UHSD 2012B-2 | 0.00 | 3,031,375.00 | 0.00 | 3,031,375.00 | (3,031,375.00) | 3,036,997.64 |
| 57555 045_DS SAN DIEGUITO UHSD | 95837 SAN DIEGUITO UHSD 2012C-2 | 0.00 | 3,315,143.75 | 0.00 | 3,315,143.75 | (3,315,143.75) | 3,604,024.37 |
| 57556 042_DS GROSSMONT UHSD EL | 97545 GROSSMONT UHSD ELEC 2016 2017 | 0.00 | 2,007,375.00 | 0.00 | 2,007,375.00 | (2,007,375.00) | 2,169,294.20 |
| 57557 042_DS GROSSMONT UHSD 20 | 97557 GROSSMONT UHSD 2008 2017H-1 P | 0.00 | 0.00 | 0.00 | 0.00 | 0.00 | 0.08 |
| 57558 042_DS GROSSMONT UHSD 20 | 97558 GROSSMONT UHSD 2008 2017H-2 P | 0.00 | 529,687.52 | 0.00 | 529,687.52 | (529,687.52) | 564,627.41 |
| 57559 046_DS SWEETWATER UNION | 97375 SWEETWATER UNION DS 2000A | 0.00 | 2,082,968.50 | 0.00 | 2,082,968.50 | (2,082,968.50) | 2,109,479.39 |
| 57562 046_DS SWEETWATER UN HIG | 97379 SWEETWATER UN HIGH 2000C | 0.00 | 8,595,350.00 | 0.00 | 8,595,350.00 | (8,595,350.00) | 9,116,962.48 |
| 57563 046_DS SWEETWATER UNION | 97383 SWEETWATER UNION HIGH 2007 | 0.00 | 0.00 | 0.00 | 0.00 | 0.00 | 0.24 |
| 57564 046_DS SWEETWATER UHSD 2 | 97490 SWEETWATER UHSD 2014 REF BOND | 0.00 | 6,082,350.00 | 0.00 | 6,082,350.00 | (6,082,350.00) | 6,304,318.64 |
| 57565 046_DS SWEETWATER UHSD 2 | 97518 SWEETWATER UHSD 2016 REF BOND | 0.00 | 7,429,300.00 | 0.00 | 7,429,300.00 | (7,429,300.00) | 7,473,783.02 |
| 57566 046_DS SWEETWATER UHSD 2 | 97519 SWEETWATER UHSD 2006 ELEC 201 | 0.00 | 6,772,831.26 | 0.00 | 6,772,831.26 | (6,772,831.26) | 7,306,972.35 |
| 57567 041_DS FALLBROOK UNION H | 95838 FALLBROOK UNION HIGH 2017A | 0.00 | 366,912.50 | 0.00 | 366,912.50 | (366,912.50) | 387,449.98 |
| 57568 046_DS SWEETWATER UHSD 2 | 97569 SWEETWATER UHSD 2006 2018C | 0.00 | 1,104,650.00 | 0.00 | 1,104,650.00 | (1,104,650.00) | 1,111,593.12 |
| 57569 061_DS POWAY SFID2002-1 | 97591 POWAY USD SFID 2002-1 2019 RE | 0.00 | 5,152,996.81 | 0.00 | 5,152,996.81 | (5,152,996.81) | 5,326,122.80 |
| 57570 061_DS POWAY USD 2008B | 97448 POWAY USD 2008B | 0.00 | 350.00 | 0.00 | 350.00 | (350.00) | 524.98 |
| 57571 061_DS POWAY USD SFID 20 | 97449 POWAY USD SFID 2002-1 2011 RE | 0.00 | 104.59 | 0.00 | 104.59 | (104.59) | 48.20 |
| 57572 061_DS POWAY USD SFID 20 | 97489 POWAY USD SFID 2002-1B 2014 R | 0.00 | 8,663,825.00 | 0.00 | 8,663,825.00 | (8,663,825.00) | 9,090,209.17 |
| 57574 042_DS GROSSMONT UHSD 20 | 97559 GROSSMONT UHSD 2017 REF | 0.00 | 885,125.00 | 0.00 | 885,125.00 | (885,125.00) | 899,966.68 |
| 57576 045_DS SAN DIEGUITO UHSD | 95840 SAN DIEGUITO UHSD 2012D-2 | 0.00 | 727,750.00 | 0.00 | 727,750.00 | (727,750.00) | 735,111.72 |
| 57577 042_DS GROSSMT UHSD 2016 | 97571 GROSSMT UHSD 2016 2016B | 0.00 | 1,955,350.00 | 0.00 | 1,955,350.00 | (1,955,350.00) | 2,103,845.39 |
| 57578 042_DS GROSSMT 2016 2019 | 97584 GROSSMT 2016 2019C MEAS BB | 0.00 | 1,594,350.00 | 0.00 | 1,594,350.00 | (1,594,350.00) | 1,706,623.15 |
| 57579 042_DS GROSSMT 2008 2019 | 97585 GROSSMT 2008 2019I PROP U | 0.00 | 528,150.00 | 0.00 | 528,150.00 | (528,150.00) | 538,147.81 |
| 57580 042_DS GROSSMT PROP U 20 | 97602 GROSSMT PROP U 2020 REF | 0.00 | 1,364,200.00 | 0.00 | 1,364,200.00 | (1,364,200.00) | 1,397,789.37 |
| 57581 045_DS SAN DIEGUITO UHSD | 97603 SAN DIEGUITO UHSD 2020 REF | 0.00 | 5,254,059.30 | 0.00 | 5,254,059.30 | (5,254,059.30) | 10,593,432.62 |
| 57582 041_DS FALLBROOK UHSD 20 | 95841 FALLBROOK UHSD 2020 B | 0.00 | 315,981.26 | 0.00 | 315,981.26 | (315,981.26) | 331,093.52 |
| 57583 042_DS GROSSMT 2008 PROP | 97609 GROSSMT 2008 PROP U 2020J | 0.00 | 545,225.02 | 0.00 | 545,225.02 | (545,225.02) | 450,571.00 |
| 57584 042_DS GROSSMONT UHSD 20 | 97637 GROSSMONT UHSD 2021K | 0.00 | 350.00 | 0.00 | 350.00 | (350.00) | 301.78 |
| 57585 045_DS SAN DIEGUITO UHSD | 97628 SAN DIEGUITO UHSD 2021 REF | 0.00 | 1,094,315.15 | 0.00 | 1,094,315.15 | (1,094,315.15) | 1,094,074.33 |
| 57586 045_DS SAN DIEGUITO UHSD | 97629 SAN DIEGUITO UHSD 2021E-1 | 0.00 | 350.00 | 0.00 | 350.00 | (350.00) | 10,877.38 |
| 57587 045_DS SAN DIEGUITO UHSD | 97630 SAN DIEGUITO UHSD 2021E-2 | 0.00 | 2,130,337.50 | 0.00 | 2,130,337.50 | (2,130,337.50) | 2,130,034.00 |
| 57588 041_DS FALLBROOK UHSD 20 | 95842 FALLBROOK UHSD 2022C | 0.00 | 1,032,600.00 | 0.00 | 1,032,600.00 | (1,032,600.00) | 1,142,548.59 |
| 57589 042_DS GROSSMONT UHSD 20 | 95849 GROSSMONT UHSD 2022L | 0.00 | 994,589.10 | 0.00 | 994,589.10 | (994,589.10) | 1,087,571.43 |
| 57590 046_DS SWEETWATER UHSD 2 | 97666 SWEETWATER UHSD 2022A | 0.00 | 14,882,711.78 | 0.00 | 14,882,711.78 | (14,882,711.78) | 15,622,993.70 |
| 57591 046_DS SWEETWATER USHD 2 | 97667 SWEETWATER UHSD 2022D | 0.00 | 1,168,825.00 | 0.00 | 1,168,825.00 | (1,168,825.00) | 1,354,604.04 |
| 57592 046_DS SWEETWATER UHSD 2 | 97695 SWEETWATER UHSD 2024 REF | 0.00 | 1,210,197.91 | 0.00 | 1,210,197.91 | (1,210,197.91) | 1,594,947.18 |
| 57593 046_DS SWEETWATER UHSD 2 | 97800 SWEETWATER UHSD 2025A-1 | 0.00 | 0.00 | 0.00 | 0.00 | 0.00 | 868,273.42 |
| 57594 046_DS SWEETWATER UHSD 2 | 97801 SWEETWATER UHSD 2025A-2 | 0.00 | 0.00 | 0.00 | 0.00 | 0.00 | 819,816.70 |
| 57595 042_DS GROSSMONT UHSD 20 | 95851 GROSSMONT UHSD 2024A REF | 0.00 | 1,037,255.56 | 0.00 | 1,037,255.56 | (1,037,255.56) | 1,037,686.76 |

# PERIODIC FINANCIAL STATEMENT - SCHEDULE OF REVENUES AND EXPENDITURES BY FUND AND ORGANIZATIONAL UNIT - GL041

Date:13-AUG-2025 15:47:24

COSD

Current Period ADJ-25

Currency: USD

No specific FUND requested

| FUND | ORG | REVISED BUDGET | EXPENDITURES | ENCUMBRANCES | EXPENDITURES & ENCUMBRANCES | REMAINING BUDGET | REVENUE |
|---|---|---|---|---|---|---|---|
| 57596 042_DS GROSSMONT UHSD 20 | 95852 GROSSMONT UHSD 2024B REF | 0.00 | 16,550.22 | 0.00 | 16,550.22 | (16,550.22) | 38,736.24 |
| 57599 046_DS SWEETWATER UHSD 2 | 97802 SWEETWATER UHSD 2025A-3 | 0.00 | 0.00 | 0.00 | 0.00 | 0.00 | 123,174.26 |
| 58490 053_DS GROSS CUY CC 2021 | 97626 GROSS CUY CC 2021C | 0.00 | 2,764,050.00 | 0.00 | 2,764,050.00 | (2,764,050.00) | 2,838,104.21 |
| 58491 053_DS GROSS CUY CC 2021 | 97627 GROSS CUY CC 2021 REF | 0.00 | 2,590,792.90 | 0.00 | 2,590,792.90 | (2,590,792.90) | 3,583,654.42 |
| 58492 053_DS GROSS CUY CC 2018 | 95023 GROSS CUY CC 2018 REF | 0.00 | 12,269,600.00 | 0.00 | 12,269,600.00 | (12,269,600.00) | 538,209.95 |
| 58493 053_DS GROSS CUY CC 2018 | 95018 GROSS CUY CC 2018B | 0.00 | 5,296,950.00 | 0.00 | 5,296,950.00 | (5,296,950.00) | 5,379,603.49 |
| 58494 053_DS GROSS CUY CC 2013 | 95017 GROSS CUY CC 2013 REF BONDS | 0.00 | 431,906.25 | 0.00 | 431,906.25 | (431,906.25) | 20,281.03 |
| 58495 053_DS GROSS CUY CC 2012 | 95016 GROSS CUY CC 2012 ELEC 2013A | 0.00 | 0.00 | 0.00 | 0.00 | 0.00 | 18,973.21 |
| 58496 053_DS GROSS CUY COMM CO | 95013 GROSS CUY COMM COLL 2008C | 0.00 | 350.00 | 0.00 | 350.00 | (350.00) | 20,306,038.31 |
| 58497 053_DS GROSS CUY COMM CO | 95014 GROSS CUY COMM COLL 2008 REF | 0.00 | 0.00 | 0.00 | 0.00 | 0.00 | 0.16 |
| 58502 055_DS SOUTHWESTERN CC 2 | 95001 SOUTHWESTERN CC 2004 | 0.00 | 3,910,350.00 | 0.00 | 3,910,350.00 | (3,910,350.00) | 4,312,342.50 |
| 58503 055_DS SOUTHWESTERN CC R | 95011 SOUTHWESTERN CC REF 2005B | 0.00 | 315.63 | 0.00 | 315.63 | (315.63) | 5.80 |
| 58504 055_DS SOUTHWESTERN CC P | 97413 SOUTHWESTERN CC PROP R 2009 | 0.00 | 53.14 | 0.00 | 53.14 | (53.14) | 0.97 |
| 58505 055_DS SOUTHWESTERN CC 2 | 97414 SOUTHWESTERN CC 2008 ELEC 200 | 0.00 | 238.68 | 0.00 | 238.68 | (238.68) | 4.39 |
| 58506 055_DS SOUTHWESTERN CC 2 | 97420 SOUTHWESTERN CC 2008 ELEC 201 | 0.00 | 350.00 | 0.00 | 350.00 | (350.00) | 23,270.49 |
| 58508 055_DS SOUTHWESTERN CC 2 | 97496 SOUTHWESTERN CC 2015 REF | 0.00 | 3,832,600.00 | 0.00 | 3,832,600.00 | (3,832,600.00) | 4,076,461.16 |
| 58509 055_DS SOUTHWESTERN CC 2 | 97502 SOUTHWESTERN CC 2008 ELEC 201 | 0.00 | 1,197.37 | 0.00 | 1,197.37 | (1,197.37) | 26.73 |
| 58510 055_DS SOUTHWESTERN CC 2 | 97536 SOUTHWESTERN CC 2016 REF A | 0.00 | 1,492.78 | 0.00 | 1,492.78 | (1,492.78) | 31.91 |
| 58511 055_DS SOUTHWESTERN CC 2 | 97537 SOUTHWESTERN CC 2016 REF B | 0.00 | 5,571,450.00 | 0.00 | 5,571,450.00 | (5,571,450.00) | 5,820,272.52 |
| 58512 055_DS SOUTHWESTERN CC 2 | 97553 SOUTHWESTERN CC 2016 ELEC 201 | 0.00 | 4,453,793.76 | 0.00 | 4,453,793.76 | (4,453,793.76) | 4,645,027.83 |
| 58513 055_DS SOUTHWESTERN CC P | 97614 SOUTHWESTERN CC PROP R 2020 R | 0.00 | 2,104,886.04 | 0.00 | 2,104,886.04 | (2,104,886.04) | 3,265,400.50 |
| 58514 055_DS SOUTHWESTERN CC P | 97615 SOUTHWESTERN CC PROP R 2020E | 0.00 | 1,799,150.00 | 0.00 | 1,799,150.00 | (1,799,150.00) | 1,768,119.22 |
| 58515 055_DS SOUTHWESTERN CC M | 97616 SOUTHWESTERN CC MEAS Z 2020B | 0.00 | 1,062,575.00 | 0.00 | 1,062,575.00 | (1,062,575.00) | 905,039.58 |
| 58516 055_DS SOUTHWESTERN CC 2 | 97624 SOUTHWESTERN CC 2021 REF | 0.00 | 5,152,675.36 | 0.00 | 5,152,675.36 | (5,152,675.36) | 4,681,427.02 |
| 58517 055_DS SOUTHWESTERN CC 2 | 97625 SOUTHWESTERN CC 2021C | 0.00 | 2,249,318.76 | 0.00 | 2,249,318.76 | (2,249,318.76) | 1,676,632.23 |
| 58518 052_DS PALOMAR CC DS 200 | 95022 PALOMAR CC DS 2006D | 0.00 | 6,756,525.00 | 0.00 | 6,756,525.00 | (6,756,525.00) | 7,136,520.82 |
| 58519 052_DS PALOMAR CC DS 200 | 95019 PALOMAR CC DS 2006C | 0.00 | 1,248,350.00 | 0.00 | 1,248,350.00 | (1,248,350.00) | 2,665,741.74 |
| 58520 052_DS PALOMAR CC DS 200 | 95015 PALOMAR CC DS 2006A | 0.00 | 103.72 | 0.00 | 103.72 | (103.72) | 1.91 |
| 58521 052_DS PALOMAR CC DS 200 | 97422 PALOMAR CC DS 2006B | 0.00 | 5,125,350.00 | 0.00 | 5,125,350.00 | (5,125,350.00) | 4,918,219.44 |
| 58522 052_DS PALOMAR CC 2015 G | 97491 PALOMAR CC 2015 GO REF BONDS | 0.00 | 7,654,850.00 | 0.00 | 7,654,850.00 | (7,654,850.00) | 7,460,478.32 |
| 58523 052_DS PALOMAR CC 2017 R | 97548 PALOMAR CC 2017 REF | 0.00 | 4,437,950.00 | 0.00 | 4,437,950.00 | (4,437,950.00) | 4,434,266.80 |
| 58524 052_DS PALOMAR CC 2020 R | 97621 PALOMAR CC 2020 REF | 0.00 | 7,341,919.17 | 0.00 | 7,341,919.17 | (7,341,919.17) | 7,248,563.32 |
| 58525 052_DS_PALOMAR CC 2021 G | 97636 PALOMAR CC 2021 GO REF BONDS | 0.00 | 4,370,002.31 | 0.00 | 4,370,002.31 | (4,370,002.31) | 4,450,281.03 |
| 58535 054_DS MIRACOSTA CC 2016 | 97555 MIRACOSTA CC 2016A | 0.00 | 3,031,625.00 | 0.00 | 3,031,625.00 | (3,031,625.00) | 3,210,088.39 |
| 58536 054_DS MIRACOSTA CC 2016 | 97604 MIRACOSTA CC 2016B | 0.00 | 8,288,693.76 | 0.00 | 8,288,693.76 | (8,288,693.76) | 8,509,291.77 |
| 58537 054_DS MIRACOSTA CCD 201 | 97652 MIRACOSTA CCD 2016C | 0.00 | 11,661,094.57 | 0.00 | 11,661,094.57 | (11,661,094.57) | 7,056,728.04 |
| 58540 055_DS SOUTHWESTERN CC 2 | 97641 SOUTHWESTERN CC 2021D | 0.00 | 13,269,000.00 | 0.00 | 13,269,000.00 | (13,269,000.00) | 7,086,824.31 |
| 58541 055_DS SOUTHWESTERN CC 2 | 97642 SOUTHWESTERN CC 2021F | 0.00 | 2,726,800.00 | 0.00 | 2,726,800.00 | (2,726,800.00) | 2,758,363.88 |
| 58553 060_DS SAN DIEGO COMM CO | 97406 SAN DIEGO COMM COLL PROP S 20 | 0.00 | 66,752.62 | 0.00 | 66,752.62 | (66,752.62) | 1,290.07 |
| 58554 060_DS SAN DIEGO COMM CO | 97441 SAN DIEGO COMM COLL 2011 REFU | 0.00 | 2,213.30 | 0.00 | 2,213.30 | (2,213.30) | 47.28 |
| 58555 060_DS SAN DIEGO COMM CO | 97442 SAN DIEGO COMM COLL 2006 ELEC | 0.00 | 4,625.51 | 0.00 | 4,625.51 | (4,625.51) | 98.80 |
| 58556 060_DS SAN DIEGO COMM CO | 97443 SAN DIEGO COMM COLL 2002 ELEC | 0.00 | 350.00 | 0.00 | 350.00 | (350.00) | 12,666.84 |
| 58557 060_DS SAN DIEGO CC 2012 | 97453 SAN DIEGO COMM COLL 2012 REF | 0.00 | 1,137,973.77 | 0.00 | 1,137,973.77 | (1,137,973.77) | 21,457.28 |
| 58558 060_DS SDCCD 2006 SERIES | 97476 SDCCD 2006 SERIES 2013 | 0.00 | 400,000.00 | 0.00 | 400,000.00 | (400,000.00) | 25,956.72 |
| 58559 060_DS SDCCD 2002 SERIES | 97477 SDCCD 2002 SERIES 2013 | 0.00 | 0.00 | 0.00 | 0.00 | 0.00 | 23,291.61 |
| 58560 060_DS SDCCD 2006 SERIES | 97540 SDCCD 2006 SERIES 2016 | 0.00 | 8,469,150.00 | 0.00 | 8,469,150.00 | (8,469,150.00) | 8,172,946.19 |
| 58561 060_DS SDCCD 2016 REF | 97541 SDCCD 2016 REF | 0.00 | 26,969,975.00 | 0.00 | 26,969,975.00 | (26,969,975.00) | 24,271,640.31 |
| 58562 060_DS SDCC2019REF PROPN | 97589 SDCCD 2019 REF PROPS N&S SER | 0.00 | 30,751,513.82 | 0.00 | 30,751,513.82 | (30,751,513.82) | 32,883,350.88 |
| 58563 060_DS SDCC2019REF PROPN | 97590 SDCCD 2019 REF PROPS N&S SER | 0.00 | 6,216,834.98 | 0.00 | 6,216,834.98 | (6,216,834.98) | 4,644,792.50 |
| 58564 060_DS SDCCD 2021 REF | 97645 SDCCD 2021 REF | 0.00 | 19,414,367.04 | 0.00 | 19,414,367.04 | (19,414,367.04) | 19,087,462.85 |
| 58565 060_DS SDCCD 2024 REF | 97653 SDCCD 2024 REF | 0.00 | 7,446,963.88 | 0.00 | 7,446,963.88 | (7,446,963.88) | 14,202,130.41 |

## PERIODIC FINANCIAL STATEMENT - SCHEDULE OF REVENUES AND EXPENDITURES BY FUND AND ORGANIZATIONAL UNIT - GL041

Date:13-AUG-2025 15:47:24

COSD

Current Period: ADJ-25

Currency: USD

No specific FUND requested

| FUND | ORG | REVISED BUDGET | EXPENDITURES | ENCUMBRANCES | EXPENDITURES & ENCUMBRANCES | REMAINING BUDGET | REVENUE |
|---|---|---|---|---|---|---|---|
| 58566 060_DS SDCCD SERIES 2025 | 97698 SDCCD SERIES 2025 A-1 | 0.00 | 0.00 | 0.00 | 0.00 | 0.00 | 48,519,087.81 |
| 58567 060_DS SDCCD SERIES 2025 | 97699 SDCCD SERIES 2025 A-2 | 0.00 | 0.00 | 0.00 | 0.00 | 0.00 | 5,336,345.26 |
| 58570 061_DS POWAY USD 2025 RE | 97700 POWAY USD 2025 REF | 0.00 | 190,086.10 | 0.00 | 190,086.10 | (190,086.10) | 1,446,610.32 |
| REPORT TOTAL | | 11,664,176,069.33 | 10,357,524,823.09 | 1,076,263,663.85 | 11,433,788,486.94 | 230,389,582.39 | 10,379,832,392.43 |

# PERIODIC FINANCIAL STATEMENT - SCHEDULE OF REVENUES AND EXPENDITURES BY FUND AND ORGANIZATIONAL UNIT - GL041

Date:13-AUG-2025 15:47:24

COSD

Current Period: ADJ-25

Currency: USD

No specific FUND requested

| FUND | ORG | REVISED BUDGET | EXPENDITURES | ENCUMBRANCES | EXPENDITURES & ENCUMBRANCES | REMAINING BUDGET | REVENUE |
|---|---|---|---|---|---|---|---|
| 10100 GENERAL FUND | | 7,946,549,608.39 | 6,464,977,896.34 | 867,223,516.26 | 7,332,201,412.60 | 614,348,195.79 | 6,359,338,919.46 |
| 11100 ROAD FUND | | 447,934,449.76 | 178,005,338.05 | 165,230,632.35 | 343,235,970.40 | 104,698,479.36 | 210,111,400.10 |
| 12020 CSHAF GILLESPIE HOUSING | | 25,000.00 | 13,179.34 | 0.00 | 13,179.34 | 11,820.66 | 22,938.01 |
| 12022 CSHAF USDRIP HOUSING | | 3,500.00 | 520.98 | 0.00 | 520.98 | 2,979.02 | 5,365.50 |
| 12150 S D COUNTY LIGHT MAINT D | | 3,721,946.86 | 2,070,605.59 | 321,656.16 | 2,392,261.75 | 1,329,685.11 | 2,237,193.40 |
| 12200 COUNTY LIBRARY | | 73,627,702.22 | 68,270,212.90 | 5,251,251.23 | 73,521,464.13 | 106,238.09 | 65,610,315.15 |
| 12250 SHERF ASSET FORFEIT PRGM | | 3,541,035.65 | 2,154,353.42 | 481,353.57 | 2,635,706.99 | 905,328.66 | 1,003,657.65 |
| 12251 SHERF ASSET FORFEIT US T | | 2,200,000.00 | 9,542.29 | 0.00 | 9,542.29 | 2,190,457.71 | 713,100.25 |
| 12252 SHERF ASSET FORFEIT STAT | | 1,102,899.00 | 68,004.90 | 0.00 | 68,004.90 | 1,034,894.10 | 876,791.87 |
| 12300 DA ASSET FORFEIT FEDERAL | | 2,233,721.41 | 10,432.99 | 153,112.38 | 163,545.37 | 2,070,176.04 | 203,607.69 |
| 12325 DA ASSET FORFEIT US TREA | | 50,000.00 | 0.00 | 0.00 | 0.00 | 50,000.00 | 9,909.99 |
| 12350 DA ASSET FORFEIT STATE | | 350,000.00 | 341,985.12 | 4,169.13 | 346,154.25 | 3,845.75 | 232,110.65 |
| 12450 PROB ASSET FORFEIT PROG | | 100,000.00 | 0.00 | 0.00 | 0.00 | 100,000.00 | 10,568.81 |
| 12451 PROB ASSET FORFEIT US TR | | 0.00 | 0.00 | 0.00 | 0.00 | 0.00 | 19.60 |
| 12452 PROB ASSET FORFEIT STATE | | 0.00 | 0.00 | 0.00 | 0.00 | 0.00 | 545.78 |
| 12500 SHERIFFS INCARC PPLS WEL | | 8,171,356.02 | 5,804,775.67 | 493,324.18 | 6,298,099.85 | 1,873,256.17 | 3,511,651.75 |
| 12550 WARD WELFARE FUND | | 2,000.00 | 0.00 | 0.00 | 0.00 | 2,000.00 | 32,910.40 |
| 12555 PUB SAFETY PROP 172 SP R | | 433,426,674.30 | 399,933,698.93 | 733,245.66 | 400,666,944.59 | 32,759,729.71 | 383,163,405.89 |
| 12580 TOBACCO SECURITIZATION S | | 29,814,624.00 | 29,744,696.56 | 0.00 | 29,744,696.56 | 69,927.44 | 7,349,071.38 |
| 12650 INACTIVE WASTE SITE MGMT | | 9,730,466.95 | 2,274,623.05 | 5,900,301.81 | 8,174,924.86 | 1,555,542.09 | 8,198,192.00 |
| 12675 WASTE PLANNING AND RECYC | | 7,646,476.74 | 4,698,518.40 | 851,041.42 | 5,549,559.82 | 2,096,916.92 | 6,777,874.69 |
| 12700 HILLSBOROUGH LNDFL MAINT | | 0.00 | 0.00 | 0.00 | 0.00 | 0.00 | 2.12 |
| 12750 DUCK POND LANDFILL CLEAN | | 14,669.00 | 0.00 | 0.00 | 0.00 | 14,669.00 | 12,298.68 |
| 12760 IHS PUBLIC AUTHORITY SPR | | 51,504,727.00 | 51,334,164.39 | 0.00 | 51,334,164.39 | 170,562.61 | 51,352,764.39 |
| 13004 PLD AREA 4 LINCOLN ACRES | | 2,014,200.00 | 0.00 | 0.00 | 0.00 | 2,014,200.00 | 570.80 |
| 13015 PLD AREA 15 SWEETWATER | | 2,000.00 | 0.00 | 0.00 | 0.00 | 2,000.00 | 11.08 |
| 13016 PLD AREA 16 OTAY | | 0.00 | 0.00 | 0.00 | 0.00 | 0.00 | 18.23 |
| 13019 PLD AREA 19 JAMUL | | 300.00 | 0.00 | 0.00 | 0.00 | 300.00 | 175.71 |
| 13020 PLD AREA 20 SPRING VALLE | | 638,270.53 | 637,270.53 | 0.00 | 637,270.53 | 1,000.00 | 10,444.37 |
| 13025 PLD AREA 25 LAKESIDE | | 5,000.00 | 0.00 | 0.00 | 0.00 | 5,000.00 | 91,615.17 |
| 13026 PLD AREA 26 CREST | | 33,380.74 | 32,380.74 | 0.00 | 32,380.74 | 1,000.00 | 7,126.98 |
| 13027 PLD AREA 27 ALPINE | | 4,000.00 | 0.00 | 0.00 | 0.00 | 4,000.00 | 15,547.72 |
| 13028 PLD AREA 28 RAMONA | | 243,835.14 | 2,237.81 | 235,835.14 | 238,072.95 | 5,762.19 | 27,168.11 |
| 13029 PLD AREA 29 ESCONDIDO | | 875,905.00 | 0.00 | 874,905.00 | 874,905.00 | 1,000.00 | 34,619.29 |
| 13030 PLD AREA 30 SAN MARCOS | | 918,158.00 | 0.00 | 916,158.00 | 916,158.00 | 2,000.00 | 37,856.17 |
| 13031 PLD AREA 31 SAN DIEGUITO | | 4,087,622.00 | 0.00 | 4,085,622.00 | 4,085,622.00 | 2,000.00 | 200,834.97 |
| 13032 PLD AREA 32 CARLSBAD | | 2,000.00 | 0.00 | 0.00 | 0.00 | 2,000.00 | 1,767.54 |
| 13035 PLD AREA 35 FALLBROOK | | 10,800.00 | 0.00 | 0.00 | 0.00 | 10,800.00 | 2,003.22 |
| 13036 PLD AREA 36 BONSALL | | 826,982.24 | 822,982.24 | 0.00 | 822,982.24 | 4,000.00 | 29,399.48 |
| 13037 PLD AREA 37 VISTA | | 901,727.19 | 0.00 | 900,727.19 | 900,727.19 | 1,000.00 | 35,641.07 |
| 13038 PLD AREA 38 VALLEY CENTE | | 40,475.92 | 2,538.19 | 35,475.92 | 38,012.11 | 2,463.81 | 3,050.48 |
| 13039 PLD AREA 39 PAUMA VALLEY | | 1,000.00 | 0.00 | 0.00 | 0.00 | 1,000.00 | 22,026.45 |
| 13040 PLD AREA 40 PALOMAR JULI | | 852,000.00 | 11,045.00 | 361,342.00 | 372,387.00 | 479,613.00 | 14,012.33 |
| 13041 PLD AREA 41 MTN EMPIRE | | 500.00 | 0.00 | 0.00 | 0.00 | 500.00 | 6,577.37 |
| 13042 PLD AREA 42 ANZA BORREGO | | 1,000.00 | 0.00 | 0.00 | 0.00 | 1,000.00 | 4,105.04 |
| 13043 PLD AREA 43 CENTRAL MTN | | 300.00 | 0.00 | 0.00 | 0.00 | 300.00 | 978.55 |
| 13044 PLD AREA 44 OCEANSIDE | | 0.00 | 0.00 | 0.00 | 0.00 | 0.00 | 170.93 |
| 13045 PLD AREA 45 VALLE DE ORO | | 500.00 | 0.00 | 0.00 | 0.00 | 500.00 | 714.04 |
| 13049 PLD ADMINISTRATIVE FEE | | 751,000.00 | 56,065.51 | 0.00 | 56,065.51 | 694,934.49 | 82,725.63 |
| 13050 PLD ALPINE IMPRV IMPACT | | 0.00 | 0.00 | 0.00 | 0.00 | 0.00 | 121,175.76 |
| 13052 PLD BONSALL IMPRV IMPACT | | 1,000,000.00 | 1,000,000.00 | 0.00 | 1,000,000.00 | 0.00 | 181,776.85 |
| 13053 PLD CENTRL MTN IMPRV IMP | | 0.00 | 0.00 | 0.00 | 0.00 | 0.00 | 23,923.20 |
| 13054 PLD COUNTY ISL IMPRV IMP | | 0.00 | 0.00 | 0.00 | 0.00 | 0.00 | 41,800.11 |
| 13055 PLD CRESTDEHESA IMPV IMP | | 0.00 | 0.00 | 0.00 | 0.00 | 0.00 | 90,876.04 |

# PERIODIC FINANCIAL STATEMENT - SCHEDULE OF REVENUES AND EXPENDITURES BY FUND AND ORGANIZATIONAL UNIT - GL041

Date:13-AUG-2025 15:47:24

COSD

Current Period: ADJ-25

Currency: USD

No specific FUND requested

| FUND | ORG | REVISED BUDGET | EXPENDITURES | ENCUMBRANCES | EXPENDITURES & ENCUMBRANCES | REMAINING BUDGET | REVENUE |
|---|---|---|---|---|---|---|---|
| 13056 PLD DESERT IMPRV IMPACT | | 0.00 | 0.00 | 0.00 | 0.00 | 0.00 | 42,915.11 |
| 13057 PLD FALLBROOK IMPRV IMPA | | 917,483.33 | 917,483.33 | 0.00 | 917,483.33 | 0.00 | 279,086.09 |
| 13058 PLD JAMUL IMPRV IMPACT F | | 0.00 | 0.00 | 0.00 | 0.00 | 0.00 | 120,310.44 |
| 13059 PLD JULIAN IMPRV IMPACT | | 55,000.00 | 0.00 | 55,000.00 | 55,000.00 | 0.00 | 58,439.09 |
| 13060 PLD LAKESIDE IMPRV IMPAC | | 0.00 | 0.00 | 0.00 | 0.00 | 0.00 | 356,107.59 |
| 13061 PLD MTN EMPIRE IMPRV IMP | | 0.00 | 0.00 | 0.00 | 0.00 | 0.00 | 83,295.39 |
| 13062 PLD NC METRO IMPRV IMPAC | | 0.00 | 0.00 | 0.00 | 0.00 | 0.00 | 948,250.47 |
| 13063 PLD N MTN IMPRV IMPACT F | | 0.00 | 0.00 | 0.00 | 0.00 | 0.00 | 15,327.63 |
| 13065 PLD PALA PMA IMPRV IMPAC | | 0.00 | 0.00 | 0.00 | 0.00 | 0.00 | 41,891.92 |
| 13066 PLD PENDLETON IMPRV IMPA | | 0.00 | 0.00 | 0.00 | 0.00 | 0.00 | 18,244.24 |
| 13067 PLD RAINBOW IMPRV IMPACT | | 0.00 | 0.00 | 0.00 | 0.00 | 0.00 | 2,160.52 |
| 13068 PLD RAMONA IMPRV IMPACT | | 699,347.91 | 699,347.91 | 0.00 | 699,347.91 | 0.00 | 321,076.13 |
| 13069 PLD SAN DGTO IMPRV IMPAC | | 30,848.49 | 30,848.49 | 0.00 | 30,848.49 | 0.00 | 306,175.34 |
| 13070 PLD SPRING VY IMPRV IMPA | | 2,377,639.74 | 2,377,639.74 | 0.00 | 2,377,639.74 | 0.00 | 182,270.92 |
| 13071 PLD SWEETWATR IMPRV IMPA | | 0.00 | 0.00 | 0.00 | 0.00 | 0.00 | 61,306.26 |
| 13072 PLD VALLE DE ORO IMPV IM | | 0.00 | 0.00 | 0.00 | 0.00 | 0.00 | 109,147.62 |
| 13073 PLD VALLEY CTR IMPRV IMP | | 0.00 | 0.00 | 0.00 | 0.00 | 0.00 | 341,629.45 |
| 13080 PLD ALPINE LAND ACQ IMPA | | 0.00 | 0.00 | 0.00 | 0.00 | 0.00 | 9,906.75 |
| 13082 PLD BONSALL LAND ACQ IMP | | 0.00 | 0.00 | 0.00 | 0.00 | 0.00 | 24,919.89 |
| 13083 PLD CENTRL MTN LND ACQ I | | 0.00 | 0.00 | 0.00 | 0.00 | 0.00 | 3,690.66 |
| 13084 PLD COUNTY ISL LND ACQ I | | 0.00 | 0.00 | 0.00 | 0.00 | 0.00 | 7,910.11 |
| 13085 PLD CRESTDEHESA LD ACQ I | | 0.00 | 0.00 | 0.00 | 0.00 | 0.00 | 11,601.85 |
| 13086 PLD DESERT LAND ACQ IMPA | | 0.00 | 0.00 | 0.00 | 0.00 | 0.00 | 591.75 |
| 13087 PLD FALLBROOK LND ACQ IM | | 0.00 | 0.00 | 0.00 | 0.00 | 0.00 | 31,525.11 |
| 13088 PLD JAMUL LAND ACQ IMPAC | | 0.00 | 0.00 | 0.00 | 0.00 | 0.00 | 12,570.74 |
| 13089 PLD JULIAN LAND ACQ IMPA | | 0.00 | 0.00 | 0.00 | 0.00 | 0.00 | 2,146.18 |
| 13090 PLD LAKESIDE LND ACQ IMP | | 0.00 | 0.00 | 0.00 | 0.00 | 0.00 | 31,965.38 |
| 13091 PLD MTN EMPIRE LND ACQ I | | 0.00 | 0.00 | 0.00 | 0.00 | 0.00 | 1,098.69 |
| 13092 PLD NC METRO LND ACQ IMP | | 0.00 | 0.00 | 0.00 | 0.00 | 0.00 | 116,636.76 |
| 13093 PLD N MTN LAND ACQ IMPAC | | 0.00 | 0.00 | 0.00 | 0.00 | 0.00 | 559.34 |
| 13095 PLD PALA PMA LND ACQ IMP | | 0.00 | 0.00 | 0.00 | 0.00 | 0.00 | 2,452.46 |
| 13096 PLD PENDLETON LND ACQ IM | | 0.00 | 0.00 | 0.00 | 0.00 | 0.00 | 489.92 |
| 13097 PLD RAINBOW LAND ACQ IMP | | 0.00 | 0.00 | 0.00 | 0.00 | 0.00 | 56.38 |
| 13098 PLD RAMONA LAND ACQ IMPA | | 0.00 | 0.00 | 0.00 | 0.00 | 0.00 | 25,029.75 |
| 13099 PLD SAN DGTO LND ACQ IMP | | 0.00 | 0.00 | 0.00 | 0.00 | 0.00 | 161,367.54 |
| 13100 PLD SPRING VY LND ACQ IM | | 0.00 | 0.00 | 0.00 | 0.00 | 0.00 | 36,364.97 |
| 13101 PLD SWEETWATR LND ACQ IM | | 0.00 | 0.00 | 0.00 | 0.00 | 0.00 | 18,931.52 |
| 13102 PLD VALLE DE ORO LD ACQ | | 0.00 | 0.00 | 0.00 | 0.00 | 0.00 | 16,606.68 |
| 13103 PLD VALLEY CTR LND ACQ I | | 0.00 | 0.00 | 0.00 | 0.00 | 0.00 | 25,110.27 |
| 13112 PLD BONSALL IN LIEU FEE | | 0.00 | 0.00 | 0.00 | 0.00 | 0.00 | 5,301.13 |
| 13117 PLD FALLBROOK IN LIEU FE | | 28,323.00 | 28,323.00 | 0.00 | 28,323.00 | 0.00 | 945.40 |
| 13120 PLD LAKESIDE IN LIEU FEE | | 0.00 | 0.00 | 0.00 | 0.00 | 0.00 | 1,388.18 |
| 13122 PLD NC METRO IN LIEU FEE | | 0.00 | 0.00 | 0.00 | 0.00 | 0.00 | 1,935.92 |
| 13128 PLD RAMONA IN LIEU FEE | | 0.00 | 0.00 | 0.00 | 0.00 | 0.00 | 138.42 |
| 13129 PLD SAN DGTO IN LIEU FEE | | 0.00 | 0.00 | 0.00 | 0.00 | 0.00 | 7,860.77 |
| 13130 PLD SPRING VY IN LIEU FE | | 188,149.90 | 103,149.90 | 85,000.00 | 188,149.90 | 0.00 | 3,863.60 |
| 13131 PLD SWEETWATR IN LIEU FE | | 0.00 | 0.00 | 0.00 | 0.00 | 0.00 | 36.62 |
| 13132 PLD VALLE DE ORO IN LIEU | | 0.00 | 0.00 | 0.00 | 0.00 | 0.00 | 1,708.30 |
| 13133 PLD VALLEY CTR IN LIEU F | | 0.00 | 0.00 | 0.00 | 0.00 | 0.00 | 4,508.63 |
| 13695 SANCAL 2023 CPH LAB COC | | 0.00 | 15,202,050.35 | 0.00 | 15,202,050.35 | (15,202,050.35) | 915,620.73 |
| 14005 PRD 6 PAUMA VALLEY | | 238,114.00 | 40,582.24 | 12,310.77 | 52,893.01 | 185,220.99 | 69,481.15 |
| 14010 PRD 8 MAGEE ROAD PALA | | 129,430.00 | 12,769.04 | 0.00 | 12,769.04 | 116,660.96 | 51,900.03 |
| 14015 PRD 9 SANTA FE ZONE B | | 247,397.00 | 31,604.53 | 0.00 | 31,604.53 | 215,792.47 | 39,219.24 |
| 14020 PRD 10 DAVIS DRIVE | | 48,224.00 | 5,640.32 | 0.00 | 5,640.32 | 42,583.68 | 14,167.60 |

# PERIODIC FINANCIAL STATEMENT - SCHEDULE OF REVENUES AND EXPENDITURES BY FUND AND ORGANIZATIONAL UNIT - GL041

Date:13-AUG-2025 15:47:24

COSD
Current Period: ADJ-25

Currency: USD
No specific FUND requested

| FUND | ORG | REVISED BUDGET | EXPENDITURES | ENCUMBRANCES | EXPENDITURES & ENCUMBRANCES | REMAINING BUDGET | REVENUE |
|---|---|---|---|---|---|---|---|
| 14025 PRD 11 BERNARDO ROAD ZN | | 104,823.00 | 7,079.39 | 0.00 | 7,079.39 | 97,743.61 | 24,395.69 |
| 14030 PRD 11 BERNARDO ROAD ZN | | 11,844.00 | 3,514.66 | 0.00 | 3,514.66 | 8,129.34 | 4,630.35 |
| 14035 PRD 11 BERNARDO ROAD ZN | | 46,969.00 | 12,985.82 | 25,862.94 | 38,848.76 | 8,120.24 | 9,717.34 |
| 14040 PRD 12 LOMAIR | | 139,750.00 | 6,468.34 | 0.00 | 6,468.34 | 133,281.66 | 32,910.36 |
| 14045 PRD 13 PALA MESA ZONE A | | 529,384.27 | 120,008.12 | 1,769.80 | 121,777.92 | 407,606.35 | 154,102.28 |
| 14050 PRD 13 STEWART CANYON ZN | | 135,595.58 | 60,230.12 | 0.00 | 60,230.12 | 75,365.46 | 36,887.28 |
| 14060 PRD 16 WYNOLA | | 163,406.00 | 13,857.39 | 0.00 | 13,857.39 | 149,548.61 | 39,152.40 |
| 14065 CSA 17 SAN DIEGUITO AMBU | | 140,000.00 | 129,261.66 | 0.00 | 129,261.66 | 10,738.34 | 1,191.00 |
| 14070 PRD 18 HARRISON PARK | | 95,033.43 | 31,860.39 | 0.00 | 31,860.39 | 63,173.04 | 61,060.78 |
| 14080 PRD 20 DAILY ROAD | | 308,774.13 | 90,529.28 | 0.00 | 90,529.28 | 218,244.85 | 150,013.75 |
| 14085 PRD 21 PAUMA HEIGHTS | | 815,456.08 | 33,970.41 | 12,047.03 | 46,017.44 | 769,438.64 | 105,341.20 |
| 14090 PRD 22 WEST DOUGHERTY ST | | 5,974.00 | 2,245.21 | 0.00 | 2,245.21 | 3,728.79 | 2,846.05 |
| 14095 PRD 23 ROCK TERRACE ROAD | | 24,397.00 | 3,989.79 | 0.00 | 3,989.79 | 20,407.21 | 8,819.15 |
| 14100 PRD 24 MT WHITNEY ROAD | | 98,178.00 | 6,736.77 | 0.00 | 6,736.77 | 91,441.23 | 15,156.03 |
| 14105 CSA 26 RANCHO SAN DIEGO | | 473,462.54 | 349,311.50 | 82,437.08 | 431,748.58 | 41,713.96 | 301,230.06 |
| 14110 CSA 26 COTTONWD VILLG ZN | | 493,310.43 | 222,461.64 | 69,439.86 | 291,901.50 | 201,408.93 | 280,364.86 |
| 14115 CSA 26 MONTE VISTA ZN B | | 290,558.01 | 164,079.71 | 45,928.36 | 209,908.07 | 80,649.94 | 147,184.61 |
| 14118 CSA 26 SD LANDSCAPE MAIN | | 196,891.54 | 193,916.86 | 0.00 | 193,916.86 | 2,974.68 | 191,956.00 |
| 14119 LMD ZONE 2 JULIAN | | 113,159.54 | 87,952.21 | 3,718.54 | 91,670.75 | 21,488.79 | 108,839.17 |
| 14120 PRD 30 ROYAL OAKS CARROL | | 63,120.00 | 18,910.11 | 0.00 | 18,910.11 | 44,209.89 | 12,444.09 |
| 14125 PRD 38 GAY RIO TERRACE | | 81,687.00 | 12,112.81 | 0.00 | 12,112.81 | 69,574.19 | 16,767.29 |
| 14135 PRD 45 RINCON SPRINGS RD | | 39,745.00 | 7,702.54 | 0.00 | 7,702.54 | 32,042.46 | 13,608.47 |
| 14140 PRD 46 ROCOSO ROAD | | 241,246.00 | 11,259.24 | 0.00 | 11,259.24 | 229,986.76 | 68,099.91 |
| 14145 PRD 49 SUNSET KNOLLS ROA | | 73,113.00 | 7,841.16 | 0.00 | 7,841.16 | 65,271.84 | 9,830.95 |
| 14150 PRD 50 KNOLL PARK LANE | | 58,806.00 | 2,730.47 | 0.00 | 2,730.47 | 56,075.53 | 14,108.69 |
| 14155 PRD 53 KNOLL PARK | | 201,794.00 | 9,144.92 | 0.00 | 9,144.92 | 192,649.08 | 31,535.88 |
| 14160 PRD 54 MT HELIX | | 134,189.00 | 6,510.37 | 0.00 | 6,510.37 | 127,678.63 | 24,221.12 |
| 14165 PRD 55 RAINBOW CREST RD | | 366,568.50 | 16,185.36 | 0.00 | 16,185.36 | 350,383.14 | 80,972.19 |
| 14170 PRD 60 RIVER DRIVE | | 113,974.00 | 5,913.21 | 0.00 | 5,913.21 | 108,060.79 | 29,377.73 |
| 14175 PRD 61 GREEN MEADOW WAY | | 256,822.00 | 115,721.05 | 0.00 | 115,721.05 | 141,100.95 | 23,750.74 |
| 14180 PRD 63 HILLVIEW ROAD | | 436,331.00 | 316,702.06 | 0.00 | 316,702.06 | 119,628.94 | 63,343.53 |
| 14190 CSA 69 HEARTLAND PARAMED | | 240,000.00 | 230,675.70 | 0.00 | 230,675.70 | 9,324.30 | 92.84 |
| 14195 PRD 70 EL CAMINO CORTO | | 40,119.00 | 5,402.55 | 0.00 | 5,402.55 | 34,716.45 | 12,736.23 |
| 14200 PRD 75 GAY RIO DR ZONE A | | 108,115.00 | 3,087.84 | 0.00 | 3,087.84 | 105,027.16 | 30,244.36 |
| 14205 PRD 75 GAY RIO DR ZONE B | | 56,638.00 | 4,890.06 | 0.00 | 4,890.06 | 51,747.94 | 36,714.99 |
| 14220 PRD 76 KINGSFORD COURT | | 48,151.00 | 3,482.96 | 0.00 | 3,482.96 | 44,668.04 | 15,655.06 |
| 14225 PRD 77 MONTIEL TRUCK TRA | | 221,868.00 | 15,573.77 | 0.00 | 15,573.77 | 206,294.23 | 37,770.30 |
| 14230 PRD 78 GARDENA WAY | | 113,914.00 | 53,619.30 | 0.00 | 53,619.30 | 60,294.70 | 18,453.10 |
| 14235 PRD 80 HARRIS TRUCK TRAI | | 301,289.00 | 26,604.50 | 67,290.41 | 93,894.91 | 207,394.09 | 32,916.56 |
| 14240 CSA 81 FALLBROOK LOCAL P | | 689,656.25 | 672,482.38 | 3,245.25 | 675,727.61 | 13,928.64 | 814,378.51 |
| 14245 CSA 83 SAN DIEGUITO LOC | | 1,241,429.62 | 727,373.95 | 121,849.60 | 849,223.55 | 392,206.07 | 1,180,208.81 |
| 14246 CSA 83A ZONE A4S RANCH P | | 1,408,100.06 | 1,231,670.71 | 47,941.90 | 1,279,612.61 | 128,488.25 | 1,062,325.79 |
| 14255 PRD 88 EAST FIFTH ST | | 47,466.00 | 5,243.26 | 0.00 | 5,243.26 | 42,222.74 | 11,307.88 |
| 14265 PRD 90 SOUTH CORDOBA | | 63,679.00 | 3,623.80 | 0.00 | 3,623.80 | 60,055.20 | 13,514.53 |
| 14270 PRD 94 ROBLE GRANDE ROAD | | 248,293.00 | 3,769.78 | 0.00 | 3,769.78 | 244,523.22 | 56,557.11 |
| 14275 PRD 95 VALLE DEL SOL | | 428,718.00 | 16,084.18 | 0.00 | 16,084.18 | 412,633.82 | 57,797.84 |
| 14280 PRD 99 ALLONDRA DEL CORV | | 116,985.00 | 4,837.11 | 0.00 | 4,837.11 | 112,147.89 | 28,616.79 |
| 14290 PRD 101 JOHNSON LAKE RD | | 131,931.00 | 8,314.20 | 0.00 | 8,314.20 | 123,616.80 | 32,371.57 |
| 14295 PRD 101 HI RIDGE RD ZONE | | 218,734.00 | 35,763.29 | 0.00 | 35,763.29 | 182,970.71 | 42,351.81 |
| 14300 PRD 102 MT MEADOW | | 229,182.09 | 26,013.73 | 6,508.09 | 32,521.82 | 196,660.27 | 67,313.45 |
| 14315 PRD 103 ALTO DRIVE | | 176,224.00 | 5,759.19 | 0.00 | 5,759.19 | 170,464.81 | 24,541.45 |
| 14320 PRD 104 ARTESIAN RD | | 27,120.00 | 13,845.94 | 0.00 | 13,845.94 | 13,274.06 | 155,668.13 |
| 14330 PRD 105 ALTA LOMA DR | | 113,487.00 | 19,951.58 | 89,444.00 | 109,395.58 | 4,091.42 | 25,129.78 |
| 14335 PRD 105 ALTA LOMA DR ZN | | 117,945.00 | 13,480.21 | 100,249.00 | 113,729.21 | 4,215.79 | 23,135.55 |

# PERIODIC FINANCIAL STATEMENT - SCHEDULE OF REVENUES AND EXPENDITURES BY FUND AND ORGANIZATIONAL UNIT - GL041

Date:13-AUG-2025 15:47:24

COSD
Current Period: ADJ-25

Currency: USD
No specific FUND requested

| FUND | ORG | REVISED BUDGET | EXPENDITURES | ENCUMBRANCES | EXPENDITURES & ENCUMBRANCES | REMAINING BUDGET | REVENUE |
|---|---|---|---|---|---|---|---|
| 14340 PRD 106 GARRISON WAY ET | | 98,795.00 | 14,882.16 | 0.00 | 14,882.16 | 83,912.84 | 34,004.55 |
| 14410 PRD 117 LEGEND ROCK | | 460,538.00 | 361,358.67 | 0.00 | 361,358.67 | 99,179.33 | 190,221.29 |
| 14440 CSA 122 OTAY MESA EAST | | 7,152.00 | 0.00 | 0.00 | 0.00 | 7,152.00 | 294.14 |
| 14445 PRD 123 MIZPAH LANE | | 67,194.00 | 4,483.77 | 0.00 | 4,483.77 | 62,710.23 | 12,931.82 |
| 14455 PRD 125 WRIGHTWOOD ROAD | | 51,091.00 | 8,193.74 | 0.00 | 8,193.74 | 42,897.26 | 12,122.24 |
| 14460 PRD 126 SANDHURST WAY | | 19,127.00 | 3,779.32 | 0.00 | 3,779.32 | 15,347.68 | 5,328.13 |
| 14465 PRD 127 SINGING TRAILS D | | 58,381.00 | 18,043.18 | 0.00 | 18,043.18 | 40,337.82 | 19,094.92 |
| 14470 CSA 128 SAN MIGUEL PARK | | 1,644,531.36 | 1,601,207.59 | 39,455.35 | 1,640,662.94 | 3,868.42 | 1,476,566.65 |
| 14480 PRD 130 WILKES ROAD | | 91,036.00 | 9,521.43 | 0.00 | 9,521.43 | 81,514.57 | 32,324.81 |
| 14500 PRD 133 RANCH CREEK ROAD | | 235,442.00 | 8,695.98 | 0.00 | 8,695.98 | 226,746.02 | 60,231.17 |
| 14505 PRD 134 KENORA LANE | | 38,781.00 | 3,528.81 | 0.00 | 3,528.81 | 35,252.19 | 13,401.39 |
| 14610 SDCFPD FIRE MITIGATION | | 4,100,000.00 | 106,933.65 | 3,993,066.35 | 4,100,000.00 | 0.00 | 1,036,410.83 |
| 14611 SD COUNTY FIRE PROTECTIO | | 9,985,959.99 | 9,623,365.37 | 309,441.50 | 9,932,806.87 | 53,153.12 | 13,222,617.48 |
| 14612 SDCFPD MT LAGUNA | | 18,000.00 | 18,000.00 | 0.00 | 18,000.00 | 0.00 | 18,905.76 |
| 14613 SDCFPD PALOMAR | | 73,000.00 | 72,950.00 | 0.00 | 72,950.00 | 50.00 | 74,993.53 |
| 14614 SDCFPD DESCANSO | | 57,000.00 | 57,000.00 | 0.00 | 57,000.00 | 0.00 | 60,379.80 |
| 14615 SDCFPD DULZURA | | 13,000.00 | 13,000.00 | 0.00 | 13,000.00 | 0.00 | 12,507.97 |
| 14616 SDCFPD TECATE | | 11,000.00 | 11,000.00 | 0.00 | 11,000.00 | 0.00 | 10,155.61 |
| 14617 SDCFPD POTRERO | | 16,000.00 | 16,000.00 | 0.00 | 16,000.00 | 0.00 | 15,697.30 |
| 14618 SDCFPD JACUMBA | | 18,000.00 | 18,000.00 | 0.00 | 18,000.00 | 0.00 | 17,333.04 |
| 14619 SDCFPD RURAL WEST | | 450,000.00 | 450,000.00 | 0.00 | 450,000.00 | 0.00 | 377,289.37 |
| 14620 SDCFPD YUIMA | | 52,000.00 | 52,000.00 | 0.00 | 52,000.00 | 0.00 | 51,149.19 |
| 14621 SDCFPD JULIAN | | 111,779.12 | 110,000.00 | 0.00 | 110,000.00 | 1,779.12 | 103,599.94 |
| 14622 SDCFPD RAMONA | | 2,600,000.00 | 1,336,765.78 | 0.00 | 1,336,765.78 | 1,263,234.22 | 1,415,430.29 |
| 14624 SDCFPD BORREGO | | 0.00 | 0.00 | 0.00 | 0.00 | 0.00 | 259,221.84 |
| 14625 SDCFPD RAMONA EDU DELINQ | | 0.00 | 0.00 | 0.00 | 0.00 | 0.00 | 1,342,484.53 |
| 14810 CSA 135 DEL MAR 800MHZ Z | | 43,495.00 | 38,704.60 | 0.00 | 38,704.60 | 4,790.40 | 45,165.47 |
| 14830 CSA 135 POWAY 800 MHZ ZO | | 221,000.00 | 219,824.15 | 0.00 | 219,824.15 | 1,175.85 | 153,484.20 |
| 14840 CSA 135 SOLANA BCH 800MH | | 39,615.00 | 36,419.57 | 0.00 | 36,419.57 | 3,195.43 | 40,272.15 |
| 14850 CSA 135 BORR SPRNG FPD 8 | | 8,550.00 | 7,463.50 | 0.00 | 7,463.50 | 1,086.50 | 1,144.29 |
| 14900 CSA 136 SUNDANCE DET BAS | | 23,913.17 | 15,412.46 | 1,912.16 | 17,324.62 | 6,588.55 | 28,567.44 |
| 14907 CSA 138 VALLEY CENTER PA | | 378,734.28 | 355,907.12 | 16,863.33 | 372,770.45 | 5,963.83 | 395,139.80 |
| 14995 COUNTY SERVICE AREA 17 | | 8,609,701.76 | 7,952,845.63 | 24,810.72 | 7,977,656.35 | 632,045.41 | 8,291,583.56 |
| 14996 COUNTY SERVICE AREA 69 | | 821,718.31 | 8,089.80 | 5,069.29 | 13,159.09 | 808,559.22 | 321,924.46 |
| 14997 SDCFPD AMBULANCE SERVICE | | 23,446,279.84 | 21,591,479.76 | 1,084,481.75 | 22,675,961.51 | 770,318.33 | 22,409,094.14 |
| 15000 SD CO FLOOD CONTROL DIST | | 15,110,185.35 | 9,983,176.02 | 3,111,254.52 | 13,094,430.54 | 2,015,754.81 | 11,815,025.84 |
| 15226 BLACKWOLF MAINT ZN349781 | | 11,822.29 | 8,325.10 | 15.01 | 8,340.11 | 3,482.18 | 15,133.83 |
| 15227 LAKE RANCHO VIEJO MAINT | | 191,260.23 | 93,032.19 | 35,575.59 | 128,607.78 | 62,652.45 | 124,091.47 |
| 15228 PONDEROSA ESTATES MAINT | | 12,291.60 | 4,236.79 | 7,000.00 | 11,236.79 | 1,054.81 | 13,242.48 |
| 15250 HCV ADMIN FEE RESERVE | | 31,075,456.00 | 27,681,800.34 | 0.00 | 27,681,800.34 | 3,393,655.66 | 28,225,811.85 |
| 15255 SDCHA RES REHAB | | 320,000.00 | 300,133.76 | 0.00 | 300,133.76 | 19,866.24 | 83,757.22 |
| 15260 PUBLIC HOUSING CIAP | | 375,340.00 | 226,875.66 | 0.00 | 226,875.66 | 148,464.34 | 226,943.24 |
| 15265 PH MELROSE HUD | | 457,530.00 | 467,035.31 | 0.00 | 467,035.31 | (9,505.31) | 374,586.79 |
| 15280 PH TOWNCENTER HUD | | 794,030.00 | 580,240.58 | 15,000.00 | 595,240.58 | 198,789.42 | 515,063.41 |
| 15295 MODERATE REHAB PROJ 3 HA | | 0.00 | 397.08 | 0.00 | 397.08 | (397.08) | 4,572.74 |
| 15305 HA VOUCHER PROG PROJECTS | | 241,990,000.00 | 228,888,165.29 | 0.00 | 228,888,165.29 | 13,101,834.71 | 231,916,920.69 |
| 15308 HCV FAMILY SELF SUFFICIE | | 50,000.00 | 0.00 | 0.00 | 0.00 | 50,000.00 | 2,280.89 |
| 15315 PH L ST HUD | | 362,040.00 | 382,993.46 | 0.00 | 382,993.46 | (20,953.46) | 252,577.18 |
| 15320 HOUS ASST MOD REHAB PRJ | | 652,700.00 | 619,270.89 | 0.00 | 619,270.89 | 33,429.11 | 636,634.83 |
| 15325 PH DOROTHY HUD | | 426,130.00 | 443,220.11 | 0.00 | 443,220.11 | (17,090.11) | 336,762.55 |
| 15330 HA BUSINESS ACTIVITIES | | 6,735,690.00 | 4,264,917.21 | 0.00 | 4,264,917.21 | 2,470,972.79 | 4,186,776.86 |
| 15335 PH FIREBIRD FMHA | | 786,588.00 | 707,001.91 | 0.00 | 707,001.91 | 79,586.09 | 798,493.34 |
| 15345 HOUS AUTH FACILITY FUND | | 100,000.00 | (6,130.00) | 0.00 | (6,130.00) | 106,130.00 | 7,401.03 |
| 15352 REDEV RENTAL SUBSIDY PRO | | 0.00 | 85.63 | 0.00 | 85.63 | (85.63) | 70.29 |

# PERIODIC FINANCIAL STATEMENT - SCHEDULE OF REVENUES AND EXPENDITURES BY FUND AND ORGANIZATIONAL UNIT - GL041

Date:13-AUG-2025 15:47:24

COSD

Current Period ADJ-25

Currency USD

No specific FUND requested

| FUND | ORG | REVISED BUDGET | EXPENDITURES | ENCUMBRANCES | EXPENDITURES & ENCUMBRANCES | REMAINING BUDGET | REVENUE |
|---|---|---|---|---|---|---|---|
| 15354 HA SANTEE SUCCESS HOUSIN | | 26,000.00 | 8,020.81 | 0.00 | 8,020.81 | 17,979.19 | 14,947.62 |
| 15355 HA REAL ESTATE RESERVE | | 0.00 | 0.00 | 0.00 | 0.00 | 0.00 | 32,059.75 |
| 15370 MAINSTREAM VOUCHER | | 4,771,400.00 | 3,265,656.79 | 0.00 | 3,265,656.79 | 1,505,743.21 | 3,528,224.99 |
| 15450 HARMONY GROVE CAP PROJ | | 0.00 | 0.00 | 0.00 | 0.00 | 0.00 | 0.02 |
| 15451 OTHER SERVICES - HARMONY | | 532,331.09 | 402,051.73 | 11,000.00 | 413,051.73 | 119,279.36 | 444,965.26 |
| 15452 FLOOD CONTROL - HARMONY | | 390,000.00 | 639.60 | 0.00 | 639.60 | 389,360.40 | 102,675.96 |
| 15453 FIRE PROTECTION - HARMON | | 514,148.00 | 488,226.81 | 0.00 | 488,226.81 | 25,921.19 | 504,566.50 |
| 15454 IMPROVEMENT - HARMONY GR | | 0.00 | 0.00 | 0.00 | 0.00 | 0.00 | 219.52 |
| 15464 HORSE CRK RDG CFD 13-01 | | 426,770.00 | 0.00 | 0.00 | 0.00 | 426,770.00 | 23,568.77 |
| 15465 HORSE CRK RDG CFD 13-01 | | 525,259.95 | 431,355.92 | 9,714.61 | 441,070.53 | 84,189.42 | 613,994.75 |
| 15466 HORSE CRK RDG FCD CFD 13 | | 221,823.00 | 0.00 | 0.00 | 0.00 | 221,823.00 | 270,091.99 |
| 15467 HORSE CRK RDG FIRE CFD 1 | | 171,601.00 | 171,600.61 | 0.00 | 171,600.61 | 0.39 | 178,262.85 |
| 15468 MEADOWOOD PRK CFD 19-01 | | 280,291.99 | 238,355.57 | 8,794.09 | 247,149.66 | 33,142.33 | 519,333.39 |
| 15469 MEADOWOOD FCD CFD 19-01 | | 137,000.00 | 0.00 | 0.00 | 0.00 | 137,000.00 | 300,763.22 |
| 15470 MEADOWOOD FIRE CFD 19-01 | | 117,239.00 | 117,239.07 | 0.00 | 117,239.07 | (0.07) | 219,592.93 |
| 15471 HILLSIDE MEADOWS MAINT C | | 115,780.00 | 0.00 | 0.00 | 0.00 | 115,780.00 | |
| 15472 SWEETWTR PL MAINT CFD 19 | | 142,656.29 | 116,251.10 | 7,441.14 | 123,692.24 | 18,964.05 | 163,946.55 |
| 15473 PARK CIR MAINT CFD 19-03 | | 216,771.00 | 0.00 | 0.00 | 0.00 | 216,771.00 | 344,362.38 |
| 15474 SDCFPD CFD 04-01 SPECIAL | | 5,000.00 | 5,000.00 | 0.00 | 5,000.00 | 0.00 | 24,139.18 |
| 15475 SDCFPD CFD 04-01 SPECIAL | | 0.00 | 0.00 | 0.00 | 0.00 | 0.00 | 1,843.14 |
| 15476 SDCFPD EOM CFD 9-1 SPCL | | 0.00 | 0.00 | 0.00 | 0.00 | 0.00 | 21,829.29 |
| 15477 SDCFPD EOM CFD 9-1 SPCL | | 2,466,264.07 | 2,048,500.00 | 0.00 | 2,048,500.00 | 417,764.07 | 2,159,281.47 |
| 15478 PIPER OTAY CFD 22-01 TAX | | 26,400.00 | 6,040.80 | 6,000.00 | 12,040.80 | 14,359.20 | 26,264.93 |
| 15479 PIPER OTAY CFD 22-01 TAX | | 16,000.00 | 5,273.00 | 0.00 | 5,273.00 | 10,727.00 | 17,221.89 |
| 15480 SDCFPD BORREGO CFD 14-1 | | 0.00 | 0.00 | 0.00 | 0.00 | 0.00 | 276,959.32 |
| 15720 PRD 1003 ALAMO WAY | | 0.00 | 0.00 | 0.00 | 0.00 | 0.00 | 28.76 |
| 15740 PRD 1005 EDEN VALLEY LAN | | 114,957.00 | 5,602.55 | 0.00 | 5,602.55 | 109,354.45 | 13,481.25 |
| 15765 PRD 1008 CANTER 97038 | | 20,248.00 | 3,975.83 | 0.00 | 3,975.83 | 16,272.17 | 6,693.40 |
| 15774 PRD 1000 ZN1010 ALPINE H | | 150,340.00 | 11,820.24 | 0.00 | 11,820.24 | 138,519.76 | 52,604.78 |
| 15775 PRD 1000 ZN1011 LA CUEST | | 110,648.00 | 5,232.38 | 0.00 | 5,232.38 | 105,415.62 | 14,822.50 |
| 15776 PRD 1000 ZN1012 MILLAR 9 | | 99,069.00 | 14,660.98 | 0.00 | 14,660.98 | 84,408.02 | 13,635.70 |
| 15777 PRD 1013 SINGING TRAILS | | 83,256.00 | 5,213.04 | 0.00 | 5,213.04 | 78,042.96 | 17,074.42 |
| 15778 PRD 1014 LAVENDER PT LAN | | 36,063.00 | 4,066.34 | 0.00 | 4,066.34 | 31,996.66 | 8,192.72 |
| 15779 PRD 1015 LANDAVO DRIVE E | | 94,037.00 | 4,903.61 | 0.00 | 4,903.61 | 89,133.39 | 18,560.64 |
| 15780 PRD 1016 EL SERENO WAY | | 112,118.00 | 109,077.33 | 0.00 | 109,077.33 | 3,040.67 | 9,333.17 |
| 15781 PRD 1017 KALBAUGH-HALEY- | | 61,415.00 | 11,352.06 | 0.00 | 11,352.06 | 50,062.94 | 37,588.04 |
| 15850 SURVEY MONUMENT PRESRVAT | | 175,000.00 | 1,486.68 | 0.00 | 1,486.68 | 173,513.32 | 87,080.00 |
| 15890 SPECIAL AVIATION | | 50,000.00 | 0.00 | 40,000.00 | 40,000.00 | 10,000.00 | 40,004.72 |
| 15900 CO FISH AND GAME PROP | | 0.00 | 76,660.41 | 0.00 | 76,660.41 | (76,660.41) | |
| 15910 COSD FISH AND GAME PROPA | | 46,000.00 | 32,853.00 | 0.00 | 32,853.00 | 13,147.00 | 114,631.00 |
| 17050 CSAF REDEV OBLIG RET | | 2,406,790.00 | 2,260,531.21 | 0.00 | 2,260,531.21 | 146,258.79 | 2,378,776.09 |
| 21000 PENSION OBLIGATION BONDS | | 81,500,054.00 | 81,426,758.29 | 0.00 | 81,426,758.29 | 73,295.71 | 81,302,773.83 |
| 21618 SANCAL2014 EDGEMOOR REF | | 0.00 | 8,577,625.30 | 0.00 | 8,577,625.30 | (8,577,625.30) | 8,353,315.56 |
| 21620 SANCAL2014 EDGEMOOR REF | | 0.00 | 4,533.43 | 0.00 | 4,533.43 | (4,533.43) | 33.32 |
| 21622 SANCAL2014 EDGEMOOR REF | | 0.00 | 4,312,131.13 | 0.00 | 4,312,131.13 | (4,312,131.13) | 31,693.63 |
| 21623 SANCAL2014 EDGEMOOR REF | | 0.00 | 344,025.74 | 0.00 | 344,025.74 | (344,025.74) | 55,562.38 |
| 21625 SANCAL2019 REV JUST FAC | | 0.00 | 3,226,838.39 | 0.00 | 3,226,838.39 | (3,226,838.39) | 3,226,006.89 |
| 21626 SANCAL2019 ADMIN JUST FA | | 0.00 | 3,538.53 | 0.00 | 3,538.53 | (3,538.53) | 188.53 |
| 21627 SANCAL2019 DS JUSTICE FA | | 0.00 | 3,184,875.00 | 0.00 | 3,184,875.00 | (3,184,875.00) | 3,184,875.00 |
| 21628 SANCAL2019 INV ERNG JST | | 0.00 | 46,276.05 | 0.00 | 46,276.05 | (46,276.05) | 43,524.93 |
| 21629 SANCAL2019 EXC ERNG JST | | 0.00 | 1,734.63 | 0.00 | 1,734.63 | (1,734.63) | 108.86 |
| 21633 SANCAL2020 ADMIN WATERFR | | 0.00 | 3,828.60 | 0.00 | 3,828.60 | (3,828.60) | 578.60 |
| 21634 SANCAL2020 DS WATERFRONT | | 0.00 | 1,433,462.50 | 0.00 | 1,433,462.50 | (1,433,462.50) | 1,433,462.50 |
| 21635 SANCAL2020 INV ERNG WATE | | 0.00 | 28,858.62 | 0.00 | 28,858.62 | (28,858.62) | 27,214.30 |

# PERIODIC FINANCIAL STATEMENT - SCHEDULE OF REVENUES AND EXPENDITURES BY FUND AND ORGANIZATIONAL UNIT - GL041

Date:13-AUG-2025 15:47:24

COSD
Current Period: ADJ-25

Currency: USD
No specific FUND requested

| FUND | ORG | REVISED BUDGET | EXPENDITURES | ENCUMBRANCES | EXPENDITURES & ENCUMBRANCES | REMAINING BUDGET | REVENUE |
|---|---|---|---|---|---|---|---|
| 21637 SANCAL2020 REV WATERFRON | | 0.00 | 1,459,180.80 | 0.00 | 1,459,180.80 | (1,459,180.80) | 1,458,108.16 |
| 21638 SANCAL2020 ADMN CEDAR KT | | 0.00 | 2,655.73 | 0.00 | 2,655.73 | (2,655.73) | 655.73 |
| 21639 SANCAL2020 DS CEDAR KTTN | | 0.00 | 1,449,031.26 | 0.00 | 1,449,031.26 | (1,449,031.26) | 1,449,031.26 |
| 21640 SANCAL2020 INV ERNG CEDA | | 0.00 | 0.00 | 0.00 | 0.00 | 0.00 | 28,254.21 |
| 21641 SANCAL2020 REV CEDAR KTT | | 0.00 | 1,472,225.16 | 0.00 | 1,472,225.16 | (1,472,225.16) | 1,472,225.16 |
| 21650 SANCAL2021 YTC COPS PROJ | | 0.00 | 19,262.10 | 0.00 | 19,262.10 | (19,262.10) | 0.09 |
| 21651 SANCAL2021 YTC COPS BASE | | 0.00 | 3,274,480.81 | 0.00 | 3,274,480.81 | (3,274,480.81) | 2,696,650.48 |
| 21652 SANCAL2021 YTC COPS DEBT | | 0.00 | 3,204,250.00 | 0.00 | 3,204,250.00 | (3,204,250.00) | 3,223,512.01 |
| 21653 SANCAL2021 YTC COPS ADMI | | 0.00 | 4,461.92 | 0.00 | 4,461.92 | (4,461.92) | 511.92 |
| 21655 SANCAL2021 YTC COPS INV | | 0.00 | 102,393.67 | 0.00 | 102,393.67 | (102,393.67) | 74,656.19 |
| 21656 SANCAL2021 YTC COPS EXC | | 0.00 | 0.00 | 0.00 | 0.00 | 0.00 | 3,687.46 |
| 21658 SANCAL 2023 CPH LAB PROJ | | 0.00 | 77,658,496.84 | 0.00 | 77,658,496.84 | (77,658,496.84) | 4,704,868.24 |
| 21659 SANCAL 2023 CPH LAB BASE | | 0.00 | 665.80 | 0.00 | 665.80 | (665.80) | 585.68 |
| 21660 SANCAL 2023 CPH LAB DS F | | 0.00 | 8,045,500.00 | 0.00 | 8,045,500.00 | (8,045,500.00) | 8,045,500.00 |
| 21661 SANCAL 2023 CPH LAB ADMI | | 0.00 | 3,527.33 | 0.00 | 3,527.33 | (3,527.33) | 889.26 |
| 21662 SANCAL 2023 CPH LAB CAP | | 0.00 | 8,044,834.20 | 0.00 | 8,044,834.20 | (8,044,834.20) | 872,202.34 |
| 21663 SANCAL 2023 CPH LAB INV | | 0.00 | 0.00 | 0.00 | 0.00 | 0.00 | 38.88 |
| 21666 SANCAL 2024 EDGEMOOR REF | | 0.00 | 1,094,286.45 | 0.00 | 1,094,286.45 | (1,094,286.45) | 1,095,525.38 |
| 21667 SANCAL 2024 EDGEMOOR REF | | 0.00 | 33,921,092.57 | 0.00 | 33,921,092.57 | (33,921,092.57) | 33,921,092.57 |
| 21668 SANCAL 2024 EDGEMOOR REF | | 0.00 | 240.02 | 0.00 | 240.02 | (240.02) | 20,240.02 |
| 21669 SANCAL 2024 EDGEMOOR REF | | 0.00 | 447,992.48 | 0.00 | 447,992.48 | (447,992.48) | 447,992.48 |
| 21670 SANCAL 2024 EDGEMOOR REF | | 0.00 | 0.00 | 0.00 | 0.00 | 0.00 | 29,495.76 |
| 22350 TOBACCO SECRTZN CORP S R | | 0.00 | 33,470,917.18 | 0.00 | 33,470,917.18 | (33,470,917.18) | 28,752,928.97 |
| 22351 TOBACCO COLLECTION AT S | | 0.00 | 27,260,912.83 | 0.00 | 27,260,912.83 | (27,260,912.83) | 21,207,850.00 |
| 22370 08 TOBACCO SR DEBT SERV | | 0.00 | 22,366,250.00 | 0.00 | 22,366,250.00 | (22,366,250.00) | 21,518,208.86 |
| 22382 2019 TOB CLASS 1 SR LIQ | | 0.00 | 971,213.41 | 0.00 | 971,213.41 | (971,213.41) | |
| 22383 2019 TOB CLASS 2 SR LIQ | | 0.00 | 280,204.05 | 0.00 | 280,204.05 | (280,204.05) | |
| 22384 2019 TOB TURBO REDEMPTIO | | 0.00 | 7,100,000.00 | 0.00 | 7,100,000.00 | (7,100,000.00) | 7,062,700.31 |
| 22391 2019 TOB OPERATING | | 0.00 | 218,160.61 | 0.00 | 218,160.61 | (218,160.61) | 205,804.98 |
| 22392 2019 TOB OPERATING CONTI | | 0.00 | 56,223.25 | 0.00 | 56,223.25 | (56,223.25) | |
| 23210 CSAF GF DEBT SERVICE | | 1,619,918.00 | 1,600,367.50 | 0.00 | 1,600,367.50 | 19,550.50 | 1,642,556.37 |
| 23211 CSAF GF INTEREST ACCT | | 224,918.00 | 205,367.50 | 0.00 | 205,367.50 | 19,550.50 | 205,367.50 |
| 23212 CSAF GF PRINCIPAL ACCT | | 715,000.00 | 715,000.00 | 0.00 | 715,000.00 | 0.00 | 715,000.00 |
| 23213 CSAF GF DEBT SER RESERVE | | 150,000.00 | 150,000.49 | 0.00 | 150,000.49 | (0.49) | 43,407.31 |
| 23214 CSAF GF TURBO REDEMPTION | | 680,000.00 | 680,000.00 | 0.00 | 680,000.00 | 0.00 | 680,000.00 |
| 25011 SDRBA 2016 COC REVENUE | | 0.00 | 8,514,836.71 | 0.00 | 8,514,836.71 | (8,514,836.71) | 8,577,276.24 |
| 25012 SDRBA 2016 COC ADMIN | | 0.00 | 8,309.85 | 0.00 | 8,309.85 | (8,309.85) | 264.85 |
| 25013 SDRBA 2016 COC DEBT SERV | | 0.00 | 8,351,250.00 | 0.00 | 8,351,250.00 | (8,351,250.00) | 8,351,250.00 |
| 25015 SDRBA 2016 COC INVESTMEN | | 0.00 | 342,152.86 | 0.00 | 342,152.86 | (342,152.86) | 333,929.93 |
| 26000 CAPITAL OUTLAY FUND | | 375,704,546.97 | 95,655,553.27 | 0.00 | 95,655,553.27 | 280,048,993.70 | 95,655,553.27 |
| 26005 MAJOR MAINT CAPITAL OUTL | | 222,987,131.37 | 61,657,922.71 | 0.00 | 61,657,922.71 | 161,329,208.66 | 61,657,922.71 |
| 26015 CAPITAL MSCP ACQUISITION | | 27,439,087.16 | 10,450,036.77 | 0.00 | 10,450,036.77 | 16,989,050.39 | 10,450,036.77 |
| 26025 COUNTY HEALTH COMPLEX | | 178,319,240.01 | 84,550,786.95 | 0.00 | 84,550,786.95 | 93,768,453.06 | 84,550,786.95 |
| 26050 JUSTICE FACILITY CONST | | 16,567,671.21 | 4,113,737.22 | 0.00 | 4,113,737.22 | 12,453,933.99 | 4,113,737.22 |
| 26075 LIBRARY PROJ CAPITAL OUT | | 25,804,127.44 | 5,082,178.24 | 0.00 | 5,082,178.24 | 20,721,949.20 | 5,082,178.24 |
| 26125 EDGEMOOR DEVELOPMENT | | 8,607,465.00 | 8,433,846.07 | 500.00 | 8,434,346.07 | 173,118.93 | 7,203,170.69 |
| 28075 CSAF USDRIP | | 550,000.00 | 550,000.00 | 0.00 | 550,000.00 | 0.00 | 550,585.40 |
| 28076 CSAF GF IMPROVEMENT | | 0.00 | 0.00 | 0.00 | 0.00 | 0.00 | 13.68 |
| 28078 CSAF GF SRF | | 1,619,918.00 | 1,487,755.81 | 0.00 | 1,487,755.81 | 132,162.19 | 1,488,353.87 |
| 28079 CSAF GF ADMIN | | 216,872.00 | 216,872.00 | 0.00 | 216,872.00 | 0.00 | 216,901.25 |
| 28080 CSAF GILLESPIE HOUSING | | 0.00 | 0.00 | 0.00 | 0.00 | 0.00 | 12.76 |
| 28081 CSAF USDRIP HOUSING | | 0.00 | 0.00 | 0.00 | 0.00 | 0.00 | 14.24 |
| 30050 AIRPORT ENTERPRISE | | 48,991,765.41 | 20,289,099.55 | 0.00 | 20,289,099.55 | 28,702,665.86 | 26,314,516.39 |
| 30100 LIQUID WASTE ENTERPRISE | | 12,757,605.50 | 10,045,438.45 | 0.00 | 10,045,438.45 | 2,712,167.05 | 10,025,648.39 |

# PERIODIC FINANCIAL STATEMENT - SCHEDULE OF REVENUES AND EXPENDITURES BY FUND AND ORGANIZATIONAL UNIT - GL041

Date:13-AUG-2025 15:47:24

COSD
Current Period: ADJ-25

Currency: USD
No specific FUND requested

| FUND | ORG | REVISED BUDGET | EXPENDITURES | ENCUMBRANCES | EXPENDITURES & ENCUMBRANCES | REMAINING BUDGET | REVENUE |
|---|---|---|---|---|---|---|---|
| 30425 CMWSMD-ZONE B (CAMPO HIL | | 620,149.26 | 402,165.95 | 0.00 | 402,165.95 | 217,983.31 | 307,786.31 |
| 30427 CMWSMD-ZONE A (RANCHO DE | | 1,910,273.00 | 293,414.45 | 0.00 | 293,414.45 | 1,616,858.55 | 417,394.42 |
| 30429 LIVE OAK SPRNGS WTR SYS | | 3,524,504.04 | 257,802.56 | 0.00 | 257,802.56 | 3,266,701.48 | 305,297.26 |
| 31500 SAN DIEGO COUNTY SANITAT | | 84,081,867.56 | 32,633,978.47 | 0.00 | 32,633,978.47 | 51,447,889.09 | 48,606,805.02 |
| 31550 SHF JAIL STORES COMMISSA | | 9,059,339.90 | 7,785,444.61 | 0.00 | 7,785,444.61 | 1,273,895.29 | 7,943,786.73 |
| 35500 INFORMATION TECHNOLOGY I | | 235,387,649.65 | 207,884,759.99 | 0.00 | 207,884,759.99 | 27,502,889.66 | 208,743,127.17 |
| 35525 DPW EQUIP INTERNAL SERV | | 7,702,887.00 | 6,502,343.33 | 0.00 | 6,502,343.33 | 1,200,543.67 | 6,560,593.07 |
| 35550 DPW ISF EQUIP ACQ ROAD F | | 17,900,268.46 | 3,311,690.69 | 0.00 | 3,311,690.69 | 14,588,577.77 | 4,191,156.39 |
| 35575 DPW ISF EQUIP ACQ INACTI | | 383,000.00 | 36,747.56 | 0.00 | 36,747.56 | 346,252.44 | 68,225.54 |
| 35625 DPW ISF EQUIP ACQ AIRPOR | | 430,895.73 | 78,628.46 | 0.00 | 78,628.46 | 352,267.27 | 139,726.65 |
| 35650 DPW ISF EQUIP ACQ GEN FN | | 76,520.00 | 30,777.64 | 0.00 | 30,777.64 | 45,742.36 | 30,777.64 |
| 35675 DPW ISF EQUIP ACQ LIQ WS | | 2,475,252.35 | 481,462.69 | 0.00 | 481,462.69 | 1,993,789.66 | 639,729.79 |
| 35800 PURCHASING ISF | | 23,411,381.82 | 19,119,983.93 | 0.00 | 19,119,983.93 | 4,291,397.89 | 17,223,182.84 |
| 36000 EMPLOYEE BENEFITS | | 62,681,926.00 | 77,736,246.65 | 0.00 | 77,736,246.65 | (15,054,320.65) | 63,107,500.00 |
| 36025 INSURANCE ISF | | 12,547,721.00 | 10,875,203.24 | 0.00 | 10,875,203.24 | 1,672,517.76 | 12,493,748.91 |
| 36050 PUBLIC LIABILTY INSURANC | | 82,792,914.00 | 81,715,274.38 | 0.00 | 81,715,274.38 | 1,077,639.62 | 73,936,229.52 |
| 37000 FLEET SERVICES ISF OPER | | 13,106,308.58 | 12,404,278.10 | 0.00 | 12,404,278.10 | 702,030.48 | 13,684,057.83 |
| 37025 FLEET ISF EQUIP ACQ GENL | | 61,531,880.76 | 17,716,065.33 | 0.00 | 17,716,065.33 | 43,815,815.43 | 35,703,564.62 |
| 37050 FLEET ISF MAT SUPP INV | | 30,618,835.33 | 26,501,789.60 | 0.00 | 26,501,789.60 | 4,117,045.73 | 28,717,436.13 |
| 37075 FLEET ISF ACCIDENT REPAI | | 1,731,608.00 | 1,393,591.25 | 0.00 | 1,393,591.25 | 338,016.75 | 1,536,150.04 |
| 37600 FACILITIES MGMT INT SVC | | 228,476,429.38 | 206,195,271.18 | 0.00 | 206,195,271.18 | 22,281,158.20 | 208,887,997.96 |
| 37650 MAJOR MAINTENANCE INT SV | | 104,714,818.64 | 45,903,153.19 | 0.00 | 45,903,153.19 | 58,811,665.45 | 45,139,431.01 |
| 41600 RET SAL BENEFITS AP CNTY | | 0.00 | 13,155,860.94 | 0.00 | 13,155,860.94 | (13,155,860.94) | 13,166,084.77 |
| 44565 SAFE FREEWAY CALL BOX | | 0.00 | 0.00 | 0.00 | 0.00 | 0.00 | 9,296.13 |
| 44595 LOCAL AGENCY FORMATION A | | 2,915,585.08 | 2,774,654.58 | 1,054.96 | 2,775,709.54 | 139,875.54 | 2,673,156.28 |
| 44605 LAW LIBRARY | | 0.00 | 2,865,317.72 | 0.00 | 2,865,317.72 | (2,865,317.72) | 3,775,433.31 |
| 44625 SAN DIEGUITO RIVER VALLE | | 1,872,174.00 | 2,000,420.14 | 0.00 | 2,000,420.14 | (128,246.14) | 2,039,945.47 |
| 44634 SDRVJPA COAST FUND | | 358,961.00 | 351,379.55 | 0.00 | 351,379.55 | 7,581.45 | 360,760.00 |
| 44654 SDRVJPA RANGER STATION L | | 0.00 | 1,475.82 | 0.00 | 1,475.82 | (1,475.82) | 13.93 |
| 44655 SAN DIEGUITO CAP PROJ | | 0.00 | 677,679.64 | 0.00 | 677,679.64 | (677,679.64) | 691,782.95 |
| 44656 SAN DIEGUITO RESERVE FUN | | 7,000.00 | 29,250.00 | 0.00 | 29,250.00 | (22,250.00) | 38,731.90 |
| 44660 SO CA INTRGOV TRN AND DE | | 12,808,600.00 | 6,820,893.38 | 0.00 | 6,820,893.38 | 5,987,706.62 | 7,007,470.31 |
| 44670 SD GEOGRAPHIC INFO SANGI | | 1,845,148.00 | 1,878,071.09 | 0.00 | 1,878,071.09 | (32,923.09) | 2,012,101.81 |
| 47280 PENALTY ASSESSMENT | | 3,128,950.00 | 3,128,950.00 | 0.00 | 3,128,950.00 | 0.00 | 3,082,934.73 |
| 47285 CRIMINAL JUSTICE FAC CON | | 8,118,203.51 | 4,229,325.47 | 3,888,878.04 | 8,118,203.51 | 0.00 | 1,088,046.42 |
| 47290 COURTHOUSE CONSTRUCTION | | 1,624,150.00 | 1,624,150.00 | 0.00 | 1,624,150.00 | 0.00 | 1,088,046.41 |
| 47350 TRIAL COURT OPERATIONS F | | 0.00 | 3,690,544.68 | 0.00 | 3,690,544.68 | (3,690,544.68) | 3,690,544.68 |
| 48001 PALOMAR POMERADO HEALTH | | 0.00 | 0.00 | 0.00 | 0.00 | 0.00 | 47,785,029.81 |
| 48003 GROSSMONT HEALTHCARE ELE | | 0.00 | 0.00 | 0.00 | 0.00 | 0.00 | 20,150,852.95 |
| 49000 PCD AQIP TRUST AB423 | | 12,146,564.64 | 11,570,660.96 | 475,384.64 | 12,046,045.60 | 100,519.04 | 11,847,192.20 |
| 49010 AIR QUALITY MOYER FUND A | | 27,893,907.26 | 5,723,852.27 | 0.00 | 5,723,852.27 | 22,170,054.99 | 6,726,110.04 |
| 49015 AIR QL CLEAN CAR 4 ALL A | | 9,925,823.31 | 2,564,205.68 | 0.00 | 2,564,205.68 | 7,361,617.63 | 2,830,658.76 |
| 49020 VESSELS AT BERTH REMEDIA | | 0.00 | 0.00 | 0.00 | 0.00 | 0.00 | 439,968.41 |
| 49025 SEP OVERSIGHT AB423 | | 0.00 | 0.00 | 0.00 | 0.00 | 0.00 | 551.83 |
| 49030 AIR QUALITY AB 617 AB423 | | 61,339,035.17 | 18,182,214.10 | 0.00 | 18,182,214.10 | 43,156,821.07 | 18,493,303.08 |
| 49035 AB617 IMPLEMENTATION AB4 | | 4,822,000.00 | 3,875,612.62 | 0.00 | 3,875,612.62 | 946,387.38 | 4,047,562.89 |
| 49040 AIR QUALITY GMERP FUND A | | 5,527,200.00 | 2,048,900.00 | 0.00 | 2,048,900.00 | 3,478,300.00 | 2,185,500.69 |
| 49050 PCD OPERATION FUND AB423 | | 43,541,753.19 | 38,121,194.66 | 1,565,150.85 | 39,686,345.51 | 3,855,407.68 | 39,359,258.91 |
| 49090 AIR QUALITY FARMER FUND | | 1,691,797.23 | 1,138,530.55 | 0.00 | 1,138,530.55 | 553,266.68 | 1,180,742.18 |
| 49193 SD REG BLDG AUTH MTS SPR | | 6,407,932.00 | 6,409,577.75 | 0.00 | 6,409,577.75 | (1,645.75) | 6,411,896.34 |
| 49200 SDC REGIONAL AIRPORT AUT | | 0.00 | 0.00 | 0.00 | 0.00 | 0.00 | 1,812,188.86 |
| 49205 TRANSNET IMPROVEMENT FUN | | 0.00 | 5,117,208.10 | 0.00 | 5,117,208.10 | (5,117,208.10) | 5,117,208.10 |
| 49211 HAZMAT RESPONSE PROGRAM | | 2,755,656.00 | 2,503,057.26 | 236,751.00 | 2,739,808.26 | 15,847.74 | 2,749,284.14 |
| 49214 ESO OPERATING | | 485,571.00 | 485,571.00 | 0.00 | 485,571.00 | 0.00 | 490,878.90 |

# PERIODIC FINANCIAL STATEMENT - SCHEDULE OF REVENUES AND EXPENDITURES BY FUND AND ORGANIZATIONAL UNIT - GL041

Date:13-AUG-2025 15:47:24

COSD
Current Period: ADJ-25

Currency: USD
No specific FUND requested

| FUND | ORG | REVISED BUDGET | EXPENDITURES | ENCUMBRANCES | EXPENDITURES & ENCUMBRANCES | REMAINING BUDGET | REVENUE |
|---|---|---|---|---|---|---|---|
| 49217 FIRST 5 COMM OPERATING F | | 44,790,364.22 | 36,824,467.22 | 6,485,436.92 | 43,309,904.14 | 1,480,460.08 | 30,697,988.42 |
| 49220 PUBLIC AGCY SELF INS SYS | | 0.00 | 0.00 | 0.00 | 0.00 | 0.00 | 0.10 |
| 53301 063_DS CARLSBAD USD 2017 | | 0.00 | 2,194,750.00 | 0.00 | 2,194,750.00 | (2,194,750.00) | 740,613.93 |
| 53302 063_DS CARLSBAD USD 2017 | | 0.00 | 2,239,350.00 | 0.00 | 2,239,350.00 | (2,239,350.00) | 3,119,168.98 |
| 53303 063_DS CARLSBAD USD SUBS | | 0.00 | 0.00 | 0.00 | 0.00 | 0.00 | 2,056,916.33 |
| 53304 063_DS CARLSBAD USD 2016 | | 0.00 | 4,798,775.00 | 0.00 | 4,798,775.00 | (4,798,775.00) | 5,227,649.43 |
| 53307 047_DS CORONADO UNIF 201 | | 0.00 | 330,477.17 | 0.00 | 330,477.17 | (330,477.17) | 5,809.74 |
| 53308 063_DS CARLSBAD UNIF 201 | | 0.00 | 1,891,575.00 | 0.00 | 1,891,575.00 | (1,891,575.00) | 1,980,177.99 |
| 53309 063_DS CARLSBAD UNIF2006 | | 0.00 | 2,321,616.67 | 0.00 | 2,321,616.67 | (2,321,616.67) | 2,350,549.66 |
| 53310 063_DS CARLSBAD UNIFIED | | 0.00 | 100,000.00 | 0.00 | 100,000.00 | (100,000.00) | 2,305.42 |
| 53311 063_DS CARLSBAD UNIFIED | | 0.00 | 91.73 | 0.00 | 91.73 | (91.73) | 1.61 |
| 53312 063_DS CARLSBAD UNIF 200 | | 0.00 | 200,600.00 | 0.00 | 200,600.00 | (200,600.00) | 7,167.10 |
| 53313 063_DS CARLSBAD UNIF 200 | | 0.00 | 1,368,368.76 | 0.00 | 1,368,368.76 | (1,368,368.76) | 1,401,279.79 |
| 53314 064_DS OCEANSIDE ELEC 20 | | 0.00 | 350.00 | 0.00 | 350.00 | (350.00) | 58.90 |
| 53315 048_DS MT EMPIRE 1998A | | 0.00 | 100,350.00 | 0.00 | 100,350.00 | (100,350.00) | 6,948.69 |
| 53316 064_DS OCEANSIDE 2000 EL | | 0.00 | 4,033.35 | 0.00 | 4,033.35 | (4,033.35) | 62.93 |
| 53317 064_DS OCEANSIDE 2009 RE | | 0.00 | 2.98 | 0.00 | 2.98 | (2.98) | 0.05 |
| 53318 064_DS OCEANSIDE USD 200 | | 0.00 | 4,030,350.00 | 0.00 | 4,030,350.00 | (4,030,350.00) | 3,790,625.35 |
| 53319 064_DS OCEANSIDE UNIFIED | | 0.00 | 0.00 | 0.00 | 0.00 | 0.00 | 207.14 |
| 53327 061_DS POWAY UNIFIED 200 | | 0.00 | 350.00 | 0.00 | 350.00 | (350.00) | 68.02 |
| 53329 061_DS POWAY UNIF 2007-1 | | 0.00 | 11,745,350.00 | 0.00 | 11,745,350.00 | (11,745,350.00) | 13,557,421.38 |
| 53331 050_DS SAN DIEGO UNIFIED | | 0.00 | 350.00 | 0.00 | 350.00 | (350.00) | 103.83 |
| 53332 050_DS SAN DIEGO UNIFIED | | 0.00 | 9,901,588.00 | 0.00 | 9,901,588.00 | (9,901,588.00) | 9,514,871.59 |
| 53333 050_DS SAN DIEGO UNIFIED | | 0.00 | 350.00 | 0.00 | 350.00 | (350.00) | 640.31 |
| 53334 050_DS SAN DIEGO UNIFIED | | 0.00 | 289,227.00 | 0.00 | 289,227.00 | (289,227.00) | 115,436.94 |
| 53335 050_DS SD UNIF 1999A | | 0.00 | 5,000,000.00 | 0.00 | 5,000,000.00 | (5,000,000.00) | 31,473.34 |
| 53337 050_DS SD UNIFIED DS 200 | | 0.00 | 21,967,612.50 | 0.00 | 21,967,612.50 | (21,967,612.50) | 21,814,362.22 |
| 53338 050_DS SD UNIFIED DS 200 | | 0.00 | 23,474,637.50 | 0.00 | 23,474,637.50 | (23,474,637.50) | 24,873,746.24 |
| 53339 050_DS SD UNIFIED DS 200 | | 0.00 | 17,789,975.00 | 0.00 | 17,789,975.00 | (17,789,975.00) | 33,777,595.65 |
| 53346 050_DS SAN DIEGO UNIF 20 | | 0.00 | 2,290,662.50 | 0.00 | 2,290,662.50 | (2,290,662.50) | 2,475,943.08 |
| 53347 050_DS SAN DIEGO UNIF 20 | | 0.00 | 2,890,737.50 | 0.00 | 2,890,737.50 | (2,890,737.50) | 2,896,663.20 |
| 53355 065_DS SAN MARCOS UNIF 1 | | 0.00 | 0.00 | 0.00 | 0.00 | 0.00 | 0.04 |
| 53359 050_DS SAN DIEGO UNIF PR | | 0.00 | 350.00 | 0.00 | 350.00 | (350.00) | 2,089.06 |
| 53361 065_DS SAN MARCOS UNIF I | | 0.00 | 1,097.18 | 0.00 | 1,097.18 | (1,097.18) | 22.56 |
| 53362 065_DS SAN MARCO UNIFIED | | 0.00 | 4,545,350.00 | 0.00 | 4,545,350.00 | (4,545,350.00) | 5,164,539.90 |
| 53363 065_DS SAN MARCOS UNIFIE | | 0.00 | 1,105,350.00 | 0.00 | 1,105,350.00 | (1,105,350.00) | 1,330,607.77 |
| 53364 050_DS SAN DIEGO UNIFIED | | 0.00 | 350.00 | 0.00 | 350.00 | (350.00) | 732.59 |
| 53367 050_DS SAN DIEGO UNIF PR | | 0.00 | 0.00 | 0.00 | 0.00 | 0.00 | 7,104,792.30 |
| 53368 050_DS SAN DIEGO UNIF PR | | 0.00 | 956.40 | 0.00 | 956.40 | (956.40) | 4.05 |
| 53369 065_DS SAN MARCOS UNIFIE | | 0.00 | 850.00 | 0.00 | 850.00 | (850.00) | 10,019.71 |
| 53371 051_DS VISTA UNIF DS 200 | | 0.00 | 350.00 | 0.00 | 350.00 | (350.00) | 583.60 |
| 53372 051_DS VISTA UNIFIED DS | | 0.00 | 350.00 | 0.00 | 350.00 | (350.00) | 278.85 |
| 53375 051_DS VISTA UNIFIED 201 | | 0.00 | 926,393.22 | 0.00 | 926,393.22 | (926,393.22) | 16,389.67 |
| 53376 051_DS VISTA UNIFIED 201 | | 0.00 | 2,487,850.00 | 0.00 | 2,487,850.00 | (2,487,850.00) | 2,644,037.17 |
| 53377 064_DS OCEANSIDE USD PRO | | 0.00 | 0.00 | 0.00 | 0.00 | 0.00 | 58.60 |
| 53378 064_DS OCEANSIDE USD PRO | | 0.00 | 0.00 | 0.00 | 0.00 | 0.00 | 1,135.46 |
| 53379 064_DS OCEANSIDE USD 200 | | 0.00 | 2,167,075.00 | 0.00 | 2,167,075.00 | (2,167,075.00) | 2,077,397.80 |
| 53380 064_DS OCEANSIDE UNIFIED | | 0.00 | 350.00 | 0.00 | 350.00 | (350.00) | 108.43 |
| 53381 064_DS OCEANSIDE UNIFIED | | 0.00 | 3,232.05 | 0.00 | 3,232.05 | (3,232.05) | 66.39 |
| 53382 064_DS OCEANSIDE UNIF 20 | | 0.00 | 1,952,625.00 | 0.00 | 1,952,625.00 | (1,952,625.00) | 146,591.73 |
| 53383 064_DS OCEANSIDE UNIF 20 | | 0.00 | 1,902,100.00 | 0.00 | 1,902,100.00 | (1,902,100.00) | 1,911,298.83 |
| 53384 065_DS SAN MARCOS USD PR | | 0.00 | 0.00 | 0.00 | 0.00 | 0.00 | 68,532.06 |
| 53385 189_DS BONSALL UNIFIED 2 | | 0.00 | 350.00 | 0.00 | 350.00 | (350.00) | 1,467.10 |
| 53386 189_DS BONSALL UNIFIED 2 | | 0.00 | 335,350.00 | 0.00 | 335,350.00 | (335,350.00) | 347,112.76 |

# PERIODIC FINANCIAL STATEMENT - SCHEDULE OF REVENUES AND EXPENDITURES BY FUND AND ORGANIZATIONAL UNIT - GL041

Date:13-AUG-2025 15:47:24

COSD
Current Period: ADJ-25

Currency: USD
No specific FUND requested

| FUND | ORG | REVISED BUDGET | EXPENDITURES | ENCUMBRANCES | EXPENDITURES & ENCUMBRANCES | REMAINING BUDGET | REVENUE |
|---|---|---|---|---|---|---|---|
| 53387 189_DS BONSALL UNIFIED 2 | | 0.00 | 350.00 | 0.00 | 350.00 | (350.00) | 492.73 |
| 53388 189_DS BONSALL UNIFIED 2 | | 0.00 | 747,287.50 | 0.00 | 747,287.50 | (747,287.50) | 828,581.34 |
| 53389 065_DS SAN MARCOS USD 20 | | 0.00 | 5,433,600.00 | 0.00 | 5,433,600.00 | (5,433,600.00) | 5,494,296.78 |
| 53390 065_DS SAN MARCOS USD 20 | | 0.00 | 219.09 | 0.00 | 219.09 | (219.09) | 4.50 |
| 53391 050_DS SAN DIEGO UNIFIED | | 0.00 | 6,251,233.73 | 0.00 | 6,251,233.73 | (6,251,233.73) | 5,386,643.67 |
| 53392 050_DS SAN DIEGO UNIF 20 | | 0.00 | 0.00 | 0.00 | 0.00 | 0.00 | 2,090.17 |
| 53394 050_DS SAN DIEGO UNIF 20 | | 0.00 | 900,000.00 | 0.00 | 900,000.00 | (900,000.00) | (63,625.20) |
| 53396 050_DS SAN DIEGO UNIF 20 | | 0.00 | 0.07 | 0.00 | 0.07 | (0.07) | |
| 53397 050_DS SAN DIEGO UNIF 20 | | 0.00 | 12,351,600.00 | 0.00 | 12,351,600.00 | (12,351,600.00) | 558,035.27 |
| 53398 050_DS SAN DIEGO UNIF 20 | | 0.00 | 27,957,237.50 | 0.00 | 27,957,237.50 | (27,957,237.50) | 25,952,674.30 |
| 53399 050_DS SAN DIEGO UNIF 20 | | 0.00 | 454,250.00 | 0.00 | 454,250.00 | (454,250.00) | 102,653.34 |
| 53402 050_DS SAN DIEGO UNIF 20 | | 0.00 | 12,536,650.00 | 0.00 | 12,536,650.00 | (12,536,650.00) | 9,406,728.71 |
| 53403 050_DS SAN DIEGO UNIF 20 | | 0.00 | 3,949,303.14 | 0.00 | 3,949,303.14 | (3,949,303.14) | 3,143,670.04 |
| 53404 050_DS SAN DIEGO UNIF 20 | | 0.00 | 19,723.27 | 0.00 | 19,723.27 | (19,723.27) | 696.31 |
| 53405 050_DS SAN DIEGO USD 201 | | 0.00 | 6,568,327.56 | 0.00 | 6,568,327.56 | (6,568,327.56) | 5,669,266.69 |
| 53406 050_DS SAN DIEGO USD 201 | | 0.00 | 6,595,475.00 | 0.00 | 6,595,475.00 | (6,595,475.00) | 7,842,342.45 |
| 53408 050_DS SAN DIEGO USD 200 | | 0.00 | 12,090,000.00 | 0.00 | 12,090,000.00 | (12,090,000.00) | 11,220,534.53 |
| 53409 050_DS SDUSD 2012 2017 H | | 0.00 | 262.63 | 0.00 | 262.63 | (262.63) | 1.11 |
| 53410 050_DS SDUSD 2012 2017I | | 0.00 | 14,341,204.94 | 0.00 | 14,341,204.94 | (14,341,204.94) | 12,921,673.44 |
| 53411 050_DS SDUSD 2012 2017J | | 0.00 | 2,304,550.00 | 0.00 | 2,304,550.00 | (2,304,550.00) | 5,537,063.07 |
| 53413 050_DS SDUSD 2008 2017 K | | 0.00 | 350.00 | 0.00 | 350.00 | (350.00) | 512.45 |
| 53414 050_DS SDUSD 2009 2008B | | 0.00 | 10,956.21 | 0.00 | 10,956.21 | (10,956.21) | 46.35 |
| 53415 050_DS SDUSD 2010 2008D1 | | 0.00 | 0.00 | 0.00 | 0.00 | 0.00 | 8,271,536.58 |
| 53416 050_DS SDUSD 2019 2018A | | 0.00 | 1,072.76 | 0.00 | 1,072.76 | (1,072.76) | 4.54 |
| 53417 050_DS SDUSD 2019 2018B | | 0.00 | 1,584,400.00 | 0.00 | 1,584,400.00 | (1,584,400.00) | 1,740,089.50 |
| 53418 050_DS SDUSD 2012 2019K | | 0.00 | 372.54 | 0.00 | 372.54 | (372.54) | 1.59 |
| 53419 050_DS SDUSD 2012 2019L | | 0.00 | 5,138,100.00 | 0.00 | 5,138,100.00 | (5,138,100.00) | 5,527,640.32 |
| 53420 050_DS SDUSD 2019 2018C | | 0.00 | 3,530,550.00 | 0.00 | 3,530,550.00 | (3,530,550.00) | 3,495,919.11 |
| 53421 065_DS SAN MARCOS USD 20 | | 0.00 | 4,476,169.75 | 0.00 | 4,476,169.75 | (4,476,169.75) | 4,486,144.77 |
| 53422 050_DS SDUSD MEASYY TAX | | 0.00 | 695,679.86 | 0.00 | 695,679.86 | (695,679.86) | 765,065.93 |
| 53423 050_DS SAN DIEGO USD 202 | | 0.00 | 5,388,950.00 | 0.00 | 5,388,950.00 | (5,388,950.00) | 1,641,171.64 |
| 53424 050_DS SAN DIEGO USD 202 | | 0.00 | 8,048,350.00 | 0.00 | 8,048,350.00 | (8,048,350.00) | 3,566,898.45 |
| 53425 189_DS BONSALL UNIFIED 2 | | 0.00 | 172,194.00 | 0.00 | 172,194.00 | (172,194.00) | 195,914.65 |
| 53426 050_DS SDUSD MEAS YY 202 | | 0.00 | 12,977,650.00 | 0.00 | 12,977,650.00 | (12,977,650.00) | 11,535,518.75 |
| 53427 050_DS SDUSD PROP S 2021 | | 0.00 | 2,953,495.00 | 0.00 | 2,953,495.00 | (2,953,495.00) | 3,094,770.64 |
| 53428 050_DS SDUSD PROP Z 2020 | | 0.00 | 7,568,750.00 | 0.00 | 7,568,750.00 | (7,568,750.00) | 6,851,467.55 |
| 53429 050_DS SAN DIEGO USD 202 | | 0.00 | 9,021,268.76 | 0.00 | 9,021,268.76 | (9,021,268.76) | 8,908,562.80 |
| 53430 046_DS MT EMP 2018 2019 | | 0.00 | 209,800.00 | 0.00 | 209,800.00 | (209,800.00) | 206,178.59 |
| 53431 046_DS MT EMPIRE USD 202 | | 0.00 | 489,662.50 | 0.00 | 489,662.50 | (489,662.50) | 191,220.28 |
| 53432 050_DS SAN DIEGO USD 202 | | 0.00 | 115,309,337.50 | 0.00 | 115,309,337.50 | (115,309,337.50) | 7,925,196.20 |
| 53433 050_DS SAN DIEGO USD 202 | | 0.00 | 22,686,432.05 | 0.00 | 22,686,432.05 | (22,686,432.05) | 1,833,152.52 |
| 53434 050_DS SAN DIEGO USD 202 | | 0.00 | 65,516,049.28 | 0.00 | 65,516,049.28 | (65,516,049.28) | 4,147,248.07 |
| 53435 051_DS VISTA USD 2019A M | | 0.00 | 1,522,350.00 | 0.00 | 1,522,350.00 | (1,522,350.00) | 1,481,832.11 |
| 53436 051_DS VISTA UNIFIED 202 | | 0.00 | 8,849,411.91 | 0.00 | 8,849,411.91 | (8,849,411.91) | 9,327,712.75 |
| 53437 051_DS VISTA USD 2022B | | 0.00 | 6,746,400.00 | 0.00 | 6,746,400.00 | (6,746,400.00) | 6,442,568.17 |
| 53438 046_DS MT EMPIRE USD 202 | | 0.00 | 241,457.05 | 0.00 | 241,457.05 | (241,457.05) | 243,091.69 |
| 53440 063_DS CARLSBAD 2019A ME | | 0.00 | 2,391,462.50 | 0.00 | 2,391,462.50 | (2,391,462.50) | 2,502,019.91 |
| 53441 063_DS CARLSBAD USD 2021 | | 0.00 | 6,789,143.76 | 0.00 | 6,789,143.76 | (6,789,143.76) | 2,026,002.49 |
| 53442 063_DS CARLSBAD UNIFIED | | 0.00 | 0.00 | 0.00 | 0.00 | 0.00 | 4,008,983.60 |
| 53445 064_DS OCEANSIDE 2008E P | | 0.00 | 814,350.00 | 0.00 | 814,350.00 | (814,350.00) | 818,464.33 |
| 53446 064_DS OCEANSIDE PROP H | | 0.00 | 1,925,350.00 | 0.00 | 1,925,350.00 | (1,925,350.00) | 2,025,535.44 |
| 53447 064_DS OCEANSIDE 2020REF | | 0.00 | 521,850.00 | 0.00 | 521,850.00 | (521,850.00) | 1,018,588.75 |
| 53448 064_DS OCEANSIDE 2020REF | | 0.00 | 0.00 | 0.00 | 0.00 | 0.00 | 83.45 |
| 53449 064_DS OCEANSIDE USD 202 | | 0.00 | 1,382,150.00 | 0.00 | 1,382,150.00 | (1,382,150.00) | 1,366,525.84 |

# PERIODIC FINANCIAL STATEMENT - SCHEDULE OF REVENUES AND EXPENDITURES BY FUND AND ORGANIZATIONAL UNIT - GL041

Date:13-AUG-2025 15:47:24

COSD
Current Period: ADJ-25

Currency: USD
No specific FUND requested

| FUND | ORG | REVISED BUDGET | EXPENDITURES | ENCUMBRANCES | EXPENDITURES & ENCUMBRANCES | REMAINING BUDGET | REVENUE |
|---|---|---|---|---|---|---|---|
| 53450 062_DS_BORREGO 2018A MEA | | 0.00 | 412,050.00 | 0.00 | 412,050.00 | (412,050.00) | 429,801.93 |
| 53451 064_DS OCEANSIDE USD 202 | | 0.00 | 1,316,819.75 | 0.00 | 1,316,819.75 | (1,316,819.75) | 1,216,322.44 |
| 53452 064_DS OCEANSIDE USD 202 | | 0.00 | 281,350.00 | 0.00 | 281,350.00 | (281,350.00) | 283,814.11 |
| 53453 064_DS OCEANSIDE USD 200 | | 0.00 | 710,600.00 | 0.00 | 710,600.00 | (710,600.00) | 723,111.60 |
| 53454 064_DS OCEANSIDE USD 202 | | 0.00 | 6,094,187.50 | 0.00 | 6,094,187.50 | (6,094,187.50) | 5,235,318.16 |
| 53455 009_DS CHULA VISTA ESD 2 | | 0.00 | 1,171,949.30 | 0.00 | 1,171,949.30 | (1,171,949.30) | 1,099,416.97 |
| 53456 009_DS CHULA VISTA ESD 2 | | 0.00 | 5,633,075.00 | 0.00 | 5,633,075.00 | (5,633,075.00) | 5,154,504.23 |
| 53457 009_DS CHULA VISTA ESD 2 | | 0.00 | 10,081,975.00 | 0.00 | 10,081,975.00 | (10,081,975.00) | 7,465,549.03 |
| 53458 047_DS CORONADO USD 2022 | | 0.00 | 1,121,323.14 | 0.00 | 1,121,323.14 | (1,121,323.14) | 1,225,005.03 |
| 53459 009_DS CHULA VISTA ESD 2 | | 0.00 | 1,616,750.00 | 0.00 | 1,616,750.00 | (1,616,750.00) | 1,697,298.21 |
| 53467 065_DS SAN MARCOS USD 20 | | 0.00 | 0.00 | 0.00 | 0.00 | 0.00 | 6,941,745.97 |
| 53500 050_DS SDUSD 2023 ZR-2 | | 0.00 | 4,576,408.34 | 0.00 | 4,576,408.34 | (4,576,408.34) | 5,465,906.96 |
| 53501 050_DS SDUSD 2023 ZR-3 | | 0.00 | 2,176,408.34 | 0.00 | 2,176,408.34 | (2,176,408.34) | 1,902,970.65 |
| 53502 050_DS SDUSD 2023 ZR-4A | | 0.00 | 889,158.34 | 0.00 | 889,158.34 | (889,158.34) | 883,595.59 |
| 53503 050_DS SDUSD 2023 ZR-4B | | 0.00 | 5,095,408.34 | 0.00 | 5,095,408.34 | (5,095,408.34) | 5,113,033.93 |
| 53504 050_DS SDUSD MEAS U 2023 | | 0.00 | 19,422,035.00 | 0.00 | 19,422,035.00 | (19,422,035.00) | 21,136,849.88 |
| 53505 050_DS SDUSD MEAS YY 202 | | 0.00 | 16,909,100.00 | 0.00 | 16,909,100.00 | (16,909,100.00) | 71,153,013.00 |
| 53506 050_DS SDUSD PROP S 2023 | | 0.00 | 19,550,475.00 | 0.00 | 19,550,475.00 | (19,550,475.00) | 3,370,068.15 |
| 53507 050_DS SDUSD 2023 SR-3A | | 0.00 | 1,874,794.45 | 0.00 | 1,874,794.45 | (1,874,794.45) | 2,907,742.97 |
| 53508 050_DS SDUSD 2023 R-6 | | 0.00 | 161,850.00 | 0.00 | 161,850.00 | (161,850.00) | 884,081.48 |
| 53509 050_DS SDUSD 2024 REF SR | | 0.00 | 1,537,752.78 | 0.00 | 1,537,752.78 | (1,537,752.78) | 2,986,803.67 |
| 53510 050_DS SDUSD 2024 REF ZR | | 0.00 | 4,128,558.33 | 0.00 | 4,128,558.33 | (4,128,558.33) | 8,319,918.63 |
| 53511 050_DS SDUSD 2024 REF R- | | 0.00 | 468,461.11 | 0.00 | 468,461.11 | (468,461.11) | 1,124,914.36 |
| 53512 050_DS SDUSD 2025 REF SR | | 0.00 | 0.00 | 0.00 | 0.00 | 0.00 | 160,126.33 |
| 53513 050_DS SDUSD 2025 REF ZR | | 0.00 | 0.00 | 0.00 | 0.00 | 0.00 | 568,087.59 |
| 53514 050_DS SDUSD MEAS U TAX | | 0.00 | 0.00 | 0.00 | 0.00 | 0.00 | 3,268,737.46 |
| 53515 050_DS SDUSD PROP S 2024 | | 0.00 | 6,245,968.73 | 0.00 | 6,245,968.73 | (6,245,968.73) | 56,844,539.07 |
| 53516 050_DS SDUSD MEAS YY 202 | | 0.00 | 32,630,253.76 | 0.00 | 32,630,253.76 | (32,630,253.76) | 100,942,823.70 |
| 53517 050_DS SDUSD MEAS U 2024 | | 0.00 | 13,191,932.15 | 0.00 | 13,191,932.15 | (13,191,932.15) | 85,092,770.63 |
| 53518 050_DS SDUSD 2025 REF R- | | 0.00 | 0.00 | 0.00 | 0.00 | 0.00 | 2,673,106.44 |
| 53519 050_DS SDUSD 2025 REF R- | | 0.00 | 0.00 | 0.00 | 0.00 | 0.00 | 669,107.76 |
| 53520 050_DS SDUSD 2025 REF SR | | 0.00 | 0.00 | 0.00 | 0.00 | 0.00 | 382,394.61 |
| 53521 050_DS SDUSD 2025 REF SR | | 0.00 | 0.00 | 0.00 | 0.00 | 0.00 | 716,866.06 |
| 53522 050_DS SDUSD 2025 REF ZR | | 0.00 | 0.00 | 0.00 | 0.00 | 0.00 | 3,586,821.06 |
| 53523 050_DS SDUSD 2025 REF ZR | | 0.00 | 0.00 | 0.00 | 0.00 | 0.00 | 232,075.28 |
| 53600 064_DS OCEANSIDE USD 202 | | 0.00 | 381,855.00 | 0.00 | 381,855.00 | (381,855.00) | 578,753.19 |
| 53601 064_DS OCEANSIDE USD 202 | | 0.00 | 964,152.08 | 0.00 | 964,152.08 | (964,152.08) | 4,082,775.86 |
| 53602 064_DS OCEANSIDE USD 202 | | 0.00 | 858,345.83 | 0.00 | 858,345.83 | (858,345.83) | 1,376,131.01 |
| 56700 001_DS ALPINE UNION 1997 | | 0.00 | 0.00 | 0.00 | 0.00 | 0.00 | 736.44 |
| 56701 004_DS BONSALL UN ELEM E | | 0.00 | 0.00 | 0.00 | 0.00 | 0.00 | 0.44 |
| 56703 001_DS ALPINE ELEM 1999B | | 0.00 | 2,870,350.00 | 0.00 | 2,870,350.00 | (2,870,350.00) | 90,139.78 |
| 56708 007_DS CARDIFF SCH DIST | | 0.00 | 1,595,350.00 | 0.00 | 1,595,350.00 | (1,595,350.00) | 1,701,519.10 |
| 56720 006_DS CAJON VALLEY ELEM | | 0.00 | 0.00 | 0.00 | 0.00 | 0.00 | 0.33 |
| 56725 006_DS CAJON VALLEY 2000 | | 0.00 | 0.00 | 0.00 | 0.00 | 0.00 | 0.04 |
| 56727 014_DS ENCINITAS ELEM 19 | | 0.00 | 6,486.98 | 0.00 | 6,486.98 | (6,486.98) | 129.25 |
| 56728 009_DS CHULA VISTA ELEM | | 0.00 | 332,354.05 | 0.00 | 332,354.05 | (332,354.05) | 5,638.02 |
| 56731 014_DS ENCINITAS USD 201 | | 0.00 | 2,482,631.26 | 0.00 | 2,482,631.26 | (2,482,631.26) | 2,607,167.19 |
| 56732 006_DS CAJON VALLEY USD | | 0.00 | 1,543,561.90 | 0.00 | 1,543,561.90 | (1,543,561.90) | 1,838,633.01 |
| 56734 006_DS CAJON VALLEY USD | | 0.00 | 754,275.00 | 0.00 | 754,275.00 | (754,275.00) | 810,578.21 |
| 56735 009_DS CHULA VISTA ELEM | | 0.00 | 1,591,200.00 | 0.00 | 1,591,200.00 | (1,591,200.00) | 1,608,209.63 |
| 56737 006_DS CAJON VALLEY ELEM | | 0.00 | 200,000.00 | 0.00 | 200,000.00 | (200,000.00) | 5,826.76 |
| 56738 014_DS ENCINITAS USD 201 | | 0.00 | 490,787.50 | 0.00 | 490,787.50 | (490,787.50) | 485,042.56 |
| 56740 009_DS CHULA VISTA ELEM | | 0.00 | 250,350.00 | 0.00 | 250,350.00 | (250,350.00) | 7,058.63 |
| 56743 015_DS ESCONDIDO ELEM 20 | | 0.00 | 350.00 | 0.00 | 350.00 | (350.00) | 369.69 |

# PERIODIC FINANCIAL STATEMENT - SCHEDULE OF REVENUES AND EXPENDITURES BY FUND AND ORGANIZATIONAL UNIT - GL041

Date:13-AUG-2025 15 47.24

COSD
Current Period. ADJ-25

Currency: USD
No specific FUND requested

| FUND | ORG | REVISED BUDGET | EXPENDITURES | ENCUMBRANCES | EXPENDITURES & ENCUMBRANCES | REMAINING BUDGET | REVENUE |
|---|---|---|---|---|---|---|---|
| 56744 016_DS FALLBROOK ELEM 20 | | 0.00 | 350 00 | 0 00 | 350 00 | (350.00) | 554.87 |
| 56746 016_DS FALLBROOK UNION E | | 0 00 | 350 00 | 0 00 | 350 00 | (350 00) | 552.11 |
| 56747 016_DS FALLBROOK ELEM 20 | | 0.00 | 600,350.00 | 0 00 | 600,350 00 | (600,350.00) | 895,013.85 |
| 56749 016_DS FALLBROOK UN ELEM | | 0.00 | 17,900 00 | 0 00 | 17,900 00 | (17,900.00) | 144,343.51 |
| 56750 016_DS FALLBROOK UN ELEM | | 0.00 | 76,884.80 | 0.00 | 76,884 80 | (76,884.80) | 1,321.70 |
| 56752 016_DS FALLBROOK UN ELEM | | 0.00 | 2,311,368.76 | 0.00 | 2,311,368.76 | (2,311,368.76) | 2,345,757.30 |
| 56753 009_DS CHULA VISTA ELEM | | 0 00 | 1,630,350 00 | 0 00 | 1,630,350.00 | (1,630,350 00) | 673,238.02 |
| 56755 006_DS CAJON VALLEY USD | | 0 00 | 1,081,725 00 | 0 00 | 1,081,725 00 | (1,081,725.00) | 76,662.70 |
| 56756 021_DS LEMON GROVE ELEC | | 0 00 | 350 00 | 0 00 | 350 00 | (350 00) | 99.14 |
| 56757 017_DS JAMUL DULZURA ELE | | 0 00 | 0 07 | 0 00 | 0 07 | (0 07) | |
| 56758 017_DS JAMUL ELEM 2004A | | 0 00 | 1,047,756.25 | 0 00 | 1,047,756 25 | (1,047,756.25) | 1,128,102.03 |
| 56759 021_DS_LEMON GROVE ELEC | | 0 00 | 128,083.77 | 0 00 | 128,083.77 | (128,083.77) | 2,172.95 |
| 56760 017_DS JAMUL 1996A | | 0 00 | 200,000.00 | 0 00 | 200,000.00 | (200,000 00) | 7,151.38 |
| 56761 020_DS LA MESA SPRING VA | | 0.00 | 4,858.88 | 0 00 | 4,858.88 | (4,858.88) | 427.27 |
| 56762 020_DS LA MESA SPRING VA | | 0.00 | 4,555,700.00 | 0 00 | 4,555,700.00 | (4,555,700.00) | 4,885,530.16 |
| 56763 021_DS LEMON GROVE DS 19 | | 0.00 | 350.00 | 0 00 | 350.00 | (350.00) | 14,326.11 |
| 56764 021_DS LEMON GROVE DS 19 | | 0 00 | 945,350.00 | 0 00 | 945,350.00 | (945,350 00) | 1,596,796.55 |
| 56765 021_DS LEMON GROVE DS 19 | | 0 00 | 355,197.50 | 0 00 | 355,197 50 | (355,197 50) | 384,895 45 |
| 56767 021_DS LEMON GROVE DS 20 | | 0 00 | 638 27 | 0 00 | 638 27 | (638 27) | 10 82 |
| 56770 028_DS RANCHO SANTA FE 2 | | 0 00 | 325,350 00 | 0 00 | 325,350.00 | (325,350 00) | 13,511.58 |
| 56771 020_DS RANCHO SANTA FE 2 | | 0 00 | 35,350 00 | 0 00 | 35,350.00 | (35,350 00) | 449,861.39 |
| 56773 028_DS RANCHO SANTA FE 2 | | 0.00 | 564 62 | 0 00 | 564 62 | (564 62) | 11.26 |
| 56774 009_DS CHULA VISTA ELEM | | 0.00 | 701,550 02 | 0 00 | 701,550.02 | (701,550.02) | 738,929.70 |
| 56776 006_DS CAJON VALLEY USD | | 0.00 | 300,350.00 | 0 00 | 300,350.00 | (300,350.00) | 7,100.62 |
| 56779 032_DS SANTEE SCHOOL DIS | | 0.00 | 0 00 | 0 00 | 0.00 | 0.00 | 96.85 |
| 56780 032_DS SANTEE SCHOOL DIS | | 0 00 | 0 00 | 0 00 | 0.00 | 0.00 | 89.72 |
| 56781 031_DS SAN PASQUAL DS 19 | | 0.00 | 350.00 | 0 00 | 350 00 | (350.00) | 2,137.77 |
| 56782 032_DS SANTEE SCHOOL DIS | | 0.00 | 767.26 | 0 00 | 767.26 | (767.26) | 13.02 |
| 56783 032_DS SANTEE SCHOOL DIS | | 0.00 | 275,350.00 | 0 00 | 275,350 00 | (275,350.00) | 292,262.91 |
| 56786 033_DS SAN YSIDRO 1997D | | 0 00 | 3,540,350 00 | 0 00 | 3,540,350 00 | (3,540,350.00) | 3,838,782.38 |
| 56791 033_DS SAN YSIDRO 1997E | | 0.00 | 150,350 00 | 0 00 | 150,350 00 | (150,350.00) | 1,553.32 |
| 56792 033_DS SAN YSIDRO 1997F | | 0.00 | 350.00 | 0 00 | 350 00 | (350.00) | 105.55 |
| 56793 035_DS SOUTH BAY 1997A G | | 0.00 | 300,000.00 | 0 00 | 300,000.00 | (300,000.00) | 6,478.62 |
| 56794 035_DS SOUTH BAY USD 200 | | 0 00 | 0.00 | 0 00 | 0 00 | 0 00 | 0.28 |
| 56795 033_DS SAN YSIDRO 1997G | | 0.00 | 350.00 | 0 00 | 350 00 | (350.00) | 87.56 |
| 56797 019_DS LAKESIDE USD 2008 | | 0 00 | 1,430,350 00 | 0 00 | 1,430,350 00 | (1,430,350 00) | 1,713,805 61 |
| 56798 019_DS LAKESIDE USD 2008 | | 0 00 | 0 00 | 0 00 | 0.00 | 0 00 | 62 36 |
| 56799 010_DS DEHESA SCH DIST 2 | | 0 00 | 52,437.50 | 0 00 | 52,437.50 | (52,437.50) | 62,441.20 |
| 56800 035_DS SOUTH BAY USD 201 | | 0 00 | 200,000 00 | 0 00 | 200,000.00 | (200,000.00) | 5,633.17 |
| 56801 010_DS DEHESA SCH DIST 2 | | 0 00 | 55,787.50 | 0 00 | 55,787.50 | (55,787.50) | 61,194.54 |
| 56802 020_DS LA MESA SPRING VA | | 0 00 | 98.90 | 0 00 | 98 90 | (98 90) | 1.68 |
| 56803 020_DS LA MESA SPRING VA | | 0.00 | 1,151.79 | 0 00 | 1,151.79 | (1,151.79) | 19.54 |
| 56804 019_DS LAKESIDE USD 2014 | | 0 00 | 53.42 | 0.00 | 53.42 | (53.42) | 0.90 |
| 56805 033_DS SAN YSIDRO 2012 R | | 0 00 | 2,055,650.01 | 0 00 | 2,055,650 01 | (2,055,650 01) | 2,187,187 47 |
| 56806 006_DS CAJON VALLEY USD | | 0 00 | 1,043,700 02 | 0 00 | 1,043,700 02 | (1,043,700 02) | 1,113,388.12 |
| 56807 023_DS NATIONAL SCH DIST | | 0 00 | 878,431.26 | 0.00 | 878,431.26 | (878,431 26) | 931,471.78 |
| 56808 033_DS SAN YSIDRO 2015 R | | 0 00 | 2,310,350 00 | 0 00 | 2,310,350 00 | (2,310,350 00) | 2,752,625.14 |
| 56809 021_DS LEMON GROVE SD 20 | | 0 00 | 326,050 00 | 0 00 | 326,050 00 | (326,050 00) | 325,341.19 |
| 56810 021_DS LEMON GROVE SD 20 | | 0 00 | 0 00 | 0 00 | 0 00 | 0.00 | 0.04 |
| 56811 015_DS ESCONDIDO USD 201 | | 0 00 | 1,015,718 76 | 0 00 | 1,015,718.76 | (1,015,718.76) | 1,099,236.22 |
| 56812 019_DS LAKESIDE USD 2015 | | 0.00 | 249,706.26 | 0 00 | 249,706.26 | (249,706.26) | 264,697.16 |
| 56813 006_DS CAJON VALLEY USD | | 0 00 | 939,781.26 | 0.00 | 939,781.26 | (939,781.26) | 1,046,959.87 |
| 56814 028_DS RANCHO SANTA FE S | | 0.00 | 2,738,300 00 | 0 00 | 2,738,300 00 | (2,738,300.00) | 2,961,239.75 |
| 56815 014_DS ENCINITAS USD 201 | | 0.00 | 765,350 00 | 0 00 | 765,350.00 | (765,350 00) | 674,595.40 |

# PERIODIC FINANCIAL STATEMENT - SCHEDULE OF REVENUES AND EXPENDITURES BY FUND AND ORGANIZATIONAL UNIT - GL041

Date:13-AUG-2025 15:47:24

COSD
Current Period: ADJ-25

Currency: USD
No specific FUND requested

| FUND | ORG | REVISED BUDGET | EXPENDITURES | ENCUMBRANCES | EXPENDITURES & ENCUMBRANCES | REMAINING BUDGET | REVENUE |
|---|---|---|---|---|---|---|---|
| 56816 017_DS JAMUL DULZURA USD | | 0.00 | 178,393.76 | 0.00 | 178,393.76 | (178,393.76) | 182,838.76 |
| 56817 032_DS SANTEE SCHOOL DIS | | 0.00 | 1,783,655.35 | 0.00 | 1,783,655.35 | (1,783,655.35) | 2,051,986.83 |
| 56818 032_DS SANTEE SCHOOL DIS | | 0.00 | 367,515.50 | 0.00 | 367,515.50 | (367,515.50) | 292,925.02 |
| 56819 006_DS CAJON VALLEY USD | | 0.00 | 2,450,700.00 | 0.00 | 2,450,700.00 | (2,450,700.00) | 2,609,419.18 |
| 56820 035_DS SOUTH BAY USD 201 | | 0.00 | 1,222,012.50 | 0.00 | 1,222,012.50 | (1,222,012.50) | 1,354,631.73 |
| 56821 035_DS SOUTH BAY USD 200 | | 0.00 | 371,450.00 | 0.00 | 371,450.00 | (371,450.00) | 318,627.43 |
| 56822 035_DS SOUTH BAY USD 201 | | 0.00 | 392,600.00 | 0.00 | 392,600.00 | (392,600.00) | 421,908.76 |
| 56823 023_DS NATIONAL SCH DIST | | 0.00 | 345,000.00 | 0.00 | 345,000.00 | (345,000.00) | 351,999.54 |
| 56824 019_DS LAKESIDE USD 2016 | | 0.00 | 678,750.00 | 0.00 | 678,750.00 | (678,750.00) | 703,888.97 |
| 56825 009_DS CHULA VISTA ELEM | | 0.00 | 2,283,625.00 | 0.00 | 2,283,625.00 | (2,283,625.00) | 2,382,056.58 |
| 56826 034_DS SOLANA BCH SFID 2 | | 0.00 | 2,531,050.00 | 0.00 | 2,531,050.00 | (2,531,050.00) | 2,512,941.48 |
| 56827 007_DS CARDIFF SCH DIST | | 0.00 | 547,593.76 | 0.00 | 547,593.76 | (547,593.76) | 552,043.83 |
| 56828 006_DS CAJON VALLEY USD | | 0.00 | 0.00 | 0.00 | 0.00 | 0.00 | 0.04 |
| 56829 015_DS ESCONDIDO USD 201 | | 0.00 | 4,140,975.00 | 0.00 | 4,140,975.00 | (4,140,975.00) | 4,420,372.43 |
| 56830 014_DS ENCINITAS USD 201 | | 0.00 | 1,047,050.00 | 0.00 | 1,047,050.00 | (1,047,050.00) | 1,079,696.61 |
| 56831 021_DS LEMON GROVE SD 20 | | 0.00 | 0.00 | 0.00 | 0.00 | 0.00 | 0.04 |
| 56832 021_DS LEMON GROVE SD 20 | | 0.00 | 585,700.00 | 0.00 | 585,700.00 | (585,700.00) | 639,994.08 |
| 56834 032_DS SANTEE SCHOOL DIS | | 0.00 | 733,350.00 | 0.00 | 733,350.00 | (733,350.00) | 746,069.67 |
| 56835 006_DS CAJON VALLEY USD | | 0.00 | 1,035,881.26 | 0.00 | 1,035,881.26 | (1,035,881.26) | 1,065,471.95 |
| 56836 015_DS ESCONDIDO USD 201 | | 0.00 | 2,302,856.26 | 0.00 | 2,302,856.26 | (2,302,856.26) | 2,722,321.00 |
| 56837 019_DS LAKESIDE USD 2014 | | 0.00 | 675,337.50 | 0.00 | 675,337.50 | (675,337.50) | 741,167.99 |
| 56838 064_DS OCEANSIDE USD 201 | | 0.00 | 191,973.32 | 0.00 | 191,973.32 | (191,973.32) | 3,374.86 |
| 56839 064_DS OCEANSIDE USD 201 | | 0.00 | 504,900.00 | 0.00 | 504,900.00 | (504,900.00) | 39,384.51 |
| 56840 007_DS CARDIFF SCH DIST | | 0.00 | 361,462.52 | 0.00 | 361,462.52 | (361,462.52) | 406,825.81 |
| 56841 034_DS SOLANA BCH SFID 2 | | 0.00 | 2,658,800.00 | 0.00 | 2,658,800.00 | (2,658,800.00) | 2,765,452.09 |
| 56842 021_DS LEMON GROVE SD 20 | | 0.00 | 238,950.00 | 0.00 | 238,950.00 | (238,950.00) | 432,609.01 |
| 56843 011_DS DEL MAR 2016ELEC | | 0.00 | 1,929,668.76 | 0.00 | 1,929,668.76 | (1,929,668.76) | 2,038,876.28 |
| 56844 009_DS CHULA VISTA 2019 | | 0.00 | 0.00 | 0.00 | 0.00 | 0.00 | 72.20 |
| 56845 006_DS CAJON VLY 2016B M | | 0.00 | 350.00 | 0.00 | 350.00 | (350.00) | 14,001.11 |
| 56846 032_DS SANTEE MEAS S SER | | 0.00 | 2,394,250.00 | 0.00 | 2,394,250.00 | (2,394,250.00) | 2,557,685.00 |
| 56847 035_DS S BAY MEAS NN 201 | | 0.00 | 0.00 | 0.00 | 0.00 | 0.00 | 125.28 |
| 56848 006_DS CAJON VLY USD 202 | | 0.00 | 1,603,350.00 | 0.00 | 1,603,350.00 | (1,603,350.00) | 1,699,706.62 |
| 56849 050_DS SAN DIEGO USD 202 | | 0.00 | 2,158,641.50 | 0.00 | 2,158,641.50 | (2,158,641.50) | 1,684,374.67 |
| 56850 015_DS ESCONDIDO ELEM PR | | 0.00 | 1,403,100.00 | 0.00 | 1,403,100.00 | (1,403,100.00) | 945,076.34 |
| 56851 009_DS CHULA VISTA MEAS | | 0.00 | 4,952,600.00 | 0.00 | 4,952,600.00 | (4,952,600.00) | 5,156,924.21 |
| 56852 014_DS ENCINITAS 2020 RE | | 0.00 | 417,958.00 | 0.00 | 417,958.00 | (417,958.00) | 559,976.05 |
| 56853 014_DS ENCINITAS 2020 RE | | 0.00 | 350.00 | 0.00 | 350.00 | (350.00) | 326.99 |
| 56854 019_DS LAKESIDE USD 2021 | | 0.00 | 635,350.00 | 0.00 | 635,350.00 | (635,350.00) | 641,038.35 |
| 56855 033_DS SAN YSIDRO MEAS U | | 0.00 | 792,050.00 | 0.00 | 792,050.00 | (792,050.00) | 815,049.04 |
| 56856 033_DS SAN YSIDRO MEAS T | | 0.00 | 570,282.21 | 0.00 | 570,282.21 | (570,282.21) | 585,977.63 |
| 56857 023_DS NATIONAL ELEM 201 | | 0.00 | 465,901.25 | 0.00 | 465,901.25 | (465,901.25) | 454,922.11 |
| 56858 015_DS ESCONDIDO ELEM 20 | | 0.00 | 1,620,633.35 | 0.00 | 1,620,633.35 | (1,620,633.35) | 1,609,129.55 |
| 56859 020_DS LA MESA SPRNG VLY | | 0.00 | 1,571,150.00 | 0.00 | 1,571,150.00 | (1,571,150.00) | 814,097.70 |
| 56860 015_DS ESCONDIDO UN ESD | | 0.00 | 741,750.00 | 0.00 | 741,750.00 | (741,750.00) | 754,166.88 |
| 56861 010_DS DEHESA ESD 2012B | | 0.00 | 11,375.00 | 0.00 | 11,375.00 | (11,375.00) | 11,476.57 |
| 56862 010_DS DEHESA ESD 2022A | | 0.00 | 77,242.50 | 0.00 | 77,242.50 | (77,242.50) | 80,405.65 |
| 56863 010_DS DEHESA ESD 2022B | | 0.00 | 52,773.00 | 0.00 | 52,773.00 | (52,773.00) | 55,025.00 |
| 56864 010_DS DEHESA ESD 2022C | | 0.00 | 8,180.00 | 0.00 | 8,180.00 | (8,180.00) | 7,778.73 |
| 56865 015_DS ESCONDIDO ESD 201 | | 0.00 | 423,911.11 | 0.00 | 423,911.11 | (423,911.11) | 812,361.08 |
| 56866 011_DS DEL MAR ESD 2022B | | 0.00 | 4,431,875.00 | 0.00 | 4,431,875.00 | (4,431,875.00) | 4,480,180.54 |
| 56867 021_DS LEMON GROVE ESD 2 | | 0.00 | 556,909.10 | 0.00 | 556,909.10 | (556,909.10) | 292,618.76 |
| 56868 021_DS LEMON GROVE ESD 2 | | 0.00 | 896,687.51 | 0.00 | 896,687.51 | (896,687.51) | 217,707.08 |
| 56869 023_DS NATIONAL ESD 2016 | | 0.00 | 472,937.50 | 0.00 | 472,937.50 | (472,937.50) | 418,144.95 |
| 56870 035_DS SOUTH BAY USD 201 | | 0.00 | 812,479.17 | 0.00 | 812,479.17 | (812,479.17) | 825,819.33 |

# PERIODIC FINANCIAL STATEMENT - SCHEDULE OF REVENUES AND EXPENDITURES BY FUND AND ORGANIZATIONAL UNIT - GL041

Date:13-AUG-2025 15:47:24

COSD

Current Period: ADJ-25

Currency USD

No specific FUND requested

| FUND | ORG | REVISED BUDGET | EXPENDITURES | ENCUMBRANCES | EXPENDITURES & ENCUMBRANCES | REMAINING BUDGET | REVENUE |
|---|---|---|---|---|---|---|---|
| 56871 035_DS SOUTH BAY ESD 200 | | 0.00 | 354,261.78 | 0.00 | 354,261.78 | (354,261.78) | 363,194.84 |
| 56872 035_DS SOUTH BAY ESD 202 | | 0.00 | 1,004,533.34 | 0.00 | 1,004,533.34 | (1,004,533.34) | 1,023,245.38 |
| 56874 011_DS DEL MAR USD 2024C | | 0.00 | 290,643.88 | 0.00 | 290,643.88 | (290,643.88) | 1,117,770.93 |
| 56875 006_DS CAJON VALLEY ESD | | 0.00 | 1,578,040.55 | 0.00 | 1,578,040.55 | (1,578,040.55) | 1,757,630.02 |
| 56876 006_DS CAJON VALLEY ESD | | 0.00 | 6,174,879.17 | 0.00 | 6,174,879.17 | (6,174,879.17) | 7,124,822.05 |
| 56877 033_DS SAN YSIDRO MEAS U | | 0.00 | 2,110,920.27 | 0.00 | 2,110,920.27 | (2,110,920.27) | 1,867,724.78 |
| 56878 033_DS SAN YSIDRO MEAS T | | 0.00 | 2,129,670.27 | 0.00 | 2,129,670.27 | (2,129,670.27) | 1,914,720.01 |
| 56879 033_DS SAN YSIDRO ESD 20 | | 0.00 | 587,156.67 | 0.00 | 587,156.67 | (587,156.67) | 1,156,658.26 |
| 56880 020_DS LA MESA-SV ESD 20 | | 0.00 | 5,770,445.27 | 0.00 | 5,770,445.27 | (5,770,445.27) | 3,046,611.59 |
| 56881 006_DS CAJON VALLEY ESD | | 0.00 | 673,873.61 | 0.00 | 673,873.61 | (673,873.61) | 1,774,884.12 |
| 56882 020_DS LA MESA-SV ESD 20 | | 0.00 | 816,567.47 | 0.00 | 816,567.47 | (816,567.47) | 2,456,556.54 |
| 56884 023_DS NATIONAL ESD 2016 | | 0.00 | 227,500.02 | 0.00 | 227,500.02 | (227,500.02) | 2,292,115.71 |
| 56888 014_DS ENCINITAS ESD 202 | | 0.00 | 0.00 | 0.00 | 0.00 | 0.00 | 3,217,965.30 |
| 56891 033_DS SAN YSIDRO MEAS T | | 0.00 | 0.00 | 0.00 | 0.00 | 0.00 | 444,442.70 |
| 56892 033_DS SAN YSIDRO MEAS U | | 0.00 | 0.00 | 0.00 | 0.00 | 0.00 | 408,772.08 |
| 57520 040_DS ESCONDIDO HIGH 19 | | 0.00 | 0.00 | 0.00 | 0.00 | 0.00 | 3.59 |
| 57521 040_DS ESCONDIDO UN HI 2 | | 0.00 | 7,670,162.50 | 0.00 | 7,670,162.50 | (7,670,162.50) | 8,074,949.13 |
| 57522 040_DS ESCONDIDO UN HI 2 | | 0.00 | 350.00 | 0.00 | 350.00 | (350.00) | 20,253.03 |
| 57523 040_DS ESCONDIDO UHSD 20 | | 0.00 | 361,537.50 | 0.00 | 361,537.50 | (361,537.50) | 435,888.49 |
| 57531 042_DS GROSSMONT UNION H | | 0.00 | 5,110,350.00 | 0.00 | 5,110,350.00 | (5,110,350.00) | 5,521,329.72 |
| 57532 042_DS GROSSMONT UNION H | | 0.00 | 11,730,350.00 | 0.00 | 11,730,350.00 | (11,730,350.00) | 12,766,431.92 |
| 57533 042_DS GROSSMONT UNION H | | 0.00 | 4,865,350.00 | 0.00 | 4,865,350.00 | (4,865,350.00) | 5,420,608.00 |
| 57534 042_DS GROSSMONT UNION H | | 0.00 | 0.00 | 0.00 | 0.00 | 0.00 | 0.24 |
| 57535 042_DS GROSSMONT UNION H | | 0.00 | 0.00 | 0.00 | 0.00 | 0.00 | 0.32 |
| 57536 042_DS GROSSMONT UNION H | | 0.00 | 910.31 | 0.00 | 910.31 | (910.31) | 16.00 |
| 57537 042_DS GROSSMONT UNION H | | 0.00 | 4,369,902.10 | 0.00 | 4,369,902.10 | (4,369,902.10) | 4,436,711.39 |
| 57538 042_DS GROSSMONT UHSD 20 | | 0.00 | 0.00 | 0.00 | 0.00 | 0.00 | 0.12 |
| 57540 043_DS JULIAN UNION HS 1 | | 0.00 | 400.60 | 0.00 | 400.60 | (400.60) | 8.24 |
| 57541 042_DS GROSSMONT UHSD 20 | | 0.00 | 2,000,350.00 | 0.00 | 2,000,350.00 | (2,000,350.00) | 78,631.34 |
| 57542 043_DS JULIAN UHSD 2010E | | 0.00 | 266,912.50 | 0.00 | 266,912.50 | (266,912.50) | 279,021.07 |
| 57543 042_DS GROSSMONT UHSD 20 | | 0.00 | 109.36 | 0.00 | 109.36 | (109.36) | 1.91 |
| 57544 042_DS GROSSMONT UHSD 20 | | 0.00 | 2,277,605.56 | 0.00 | 2,277,605.56 | (2,277,605.56) | 1,748,197.18 |
| 57545 042_DS GROSSMONT UHSD 20 | | 0.00 | 1,443,381.26 | 0.00 | 1,443,381.26 | (1,443,381.26) | 1,575,142.68 |
| 57546 042_DS GROSSMONT UHSD 20 | | 0.00 | 3,918,150.00 | 0.00 | 3,918,150.00 | (3,918,150.00) | 4,364,599.70 |
| 57547 042_DS GROSSMONT UHSD SI | | 0.00 | 0.00 | 0.00 | 0.00 | 0.00 | 3,895,033.57 |
| 57548 042_DS GROSSMONT UHSD 20 | | 0.00 | 3,097,900.00 | 0.00 | 3,097,900.00 | (3,097,900.00) | 3,166,389.00 |
| 57549 042_DS GROSSMONT UHSD EL | | 0.00 | 1,395,875.00 | 0.00 | 1,395,875.00 | (1,395,875.00) | 1,482,131.22 |
| 57551 045_DS SAN DIEGUITO UHSD | | 0.00 | 3,946,600.00 | 0.00 | 3,946,600.00 | (3,946,600.00) | 121,864.62 |
| 57553 045_DS SAN DIEGUITO UHSD | | 0.00 | 3,031,375.00 | 0.00 | 3,031,375.00 | (3,031,375.00) | 3,036,997.64 |
| 57555 045_DS SAN DIEGUITO UHSD | | 0.00 | 3,315,143.75 | 0.00 | 3,315,143.75 | (3,315,143.75) | 3,604,024.37 |
| 57556 042_DS GROSSMONT UHSD EL | | 0.00 | 2,007,375.00 | 0.00 | 2,007,375.00 | (2,007,375.00) | 2,159,294.20 |
| 57557 042_DS GROSSMONT UHSD 20 | | 0.00 | 0.00 | 0.00 | 0.00 | 0.00 | 0.08 |
| 57558 042_DS GROSSMONT UHSD 20 | | 0.00 | 529,687.52 | 0.00 | 529,687.52 | (529,687.52) | 564,627.41 |
| 57559 046_DS SWEETWATER UNION | | 0.00 | 2,082,968.50 | 0.00 | 2,082,968.50 | (2,082,968.50) | 2,109,479.39 |
| 57562 046_DS SWEETWATER UN HIG | | 0.00 | 8,595,350.00 | 0.00 | 8,595,350.00 | (8,595,350.00) | 9,116,962.48 |
| 57563 046_DS SWEETWATER UNION | | 0.00 | 0.00 | 0.00 | 0.00 | 0.00 | 0.24 |
| 57564 046_DS SWEETWATER UHSD 2 | | 0.00 | 6,082,350.00 | 0.00 | 6,082,350.00 | (6,082,350.00) | 6,304,318.64 |
| 57565 046_DS SWEETWATER UHSD 2 | | 0.00 | 7,429,300.00 | 0.00 | 7,429,300.00 | (7,429,300.00) | 7,473,783.02 |
| 57566 046_DS SWEETWATER UHSD 2 | | 0.00 | 6,772,831.28 | 0.00 | 6,772,831.28 | (6,772,831.28) | 7,308,972.35 |
| 57567 041_DS FALLBROOK UNION H | | 0.00 | 366,912.50 | 0.00 | 366,912.50 | (366,912.50) | 387,449.98 |
| 57568 046_DS SWEETWATER UHSD 2 | | 0.00 | 1,104,650.00 | 0.00 | 1,104,650.00 | (1,104,650.00) | 1,111,593.12 |
| 57569 061_DS POWAY SFID2002-1 | | 0.00 | 5,152,996.81 | 0.00 | 5,152,996.81 | (5,152,996.81) | 5,326,122.80 |
| 57570 061_DS POWAY USD 2008B | | 0.00 | 350.00 | 0.00 | 350.00 | (350.00) | 524.98 |
| 57571 061_DS POWAY USD SFID 20 | | 0.00 | 104.59 | 0.00 | 104.59 | (104.59) | 48.20 |

# PERIODIC FINANCIAL STATEMENT - SCHEDULE OF REVENUES AND EXPENDITURES BY FUND AND ORGANIZATIONAL UNIT - GL041

Date:13-AUG-2025 15:47:24

COSD
Current Period: ADJ-25

Currency: USD
No specific FUND requested

| FUND | ORG | REVISED BUDGET | EXPENDITURES | ENCUMBRANCES | EXPENDITURES & ENCUMBRANCES | REMAINING BUDGET | REVENUE |
|---|---|---|---|---|---|---|---|
| 57572 061_DS POWAY USD SFID 20 | | 0.00 | 8,663,825.00 | 0.00 | 8,663,825.00 | (8,663,825.00) | 9,090,209.17 |
| 57574 042_DS GROSSMONT UHSD 20 | | 0.00 | 885,125.00 | 0.00 | 885,125.00 | (885,125.00) | 899,966.68 |
| 57576 045_DS SAN DIEGUITO UHSD | | 0.00 | 727,750.00 | 0.00 | 727,750.00 | (727,750.00) | 735,111.72 |
| 57577 042_DS GROSSMT UHSD 2016 | | 0.00 | 1,955,350.00 | 0.00 | 1,955,350.00 | (1,955,350.00) | 2,103,845.39 |
| 57578 042_DS GROSSMT 2016 2019 | | 0.00 | 1,594,350.00 | 0.00 | 1,594,350.00 | (1,594,350.00) | 1,706,623.15 |
| 57579 042_DS GROSSMT 2008 2019 | | 0.00 | 528,150.00 | 0.00 | 528,150.00 | (528,150.00) | 538,147.81 |
| 57580 042_DS GROSSMT PROP U 20 | | 0.00 | 1,364,200.00 | 0.00 | 1,364,200.00 | (1,364,200.00) | 1,397,789.37 |
| 57581 045_DS SAN DIEGUITO UHSD | | 0.00 | 5,254,059.30 | 0.00 | 5,254,059.30 | (5,254,059.30) | 10,593,432.62 |
| 57582 041_DS FALLBROOK UHSD 20 | | 0.00 | 315,981.26 | 0.00 | 315,981.26 | (315,981.26) | 331,093.52 |
| 57583 042_DS GROSSMT 2008 PROP | | 0.00 | 545,225.02 | 0.00 | 545,225.02 | (545,225.02) | 450,571.00 |
| 57584 042_DS GROSSMONT UHSD 20 | | 0.00 | 350.00 | 0.00 | 350.00 | (350.00) | 301.78 |
| 57585 045_DS SAN DIEGUITO UHSD | | 0.00 | 1,094,315.15 | 0.00 | 1,094,315.15 | (1,094,315.15) | 1,094,074.33 |
| 57586 045_DS SAN DIEGUITO UHSD | | 0.00 | 350.00 | 0.00 | 350.00 | (350.00) | 10,877.38 |
| 57587 045_DS SAN DIEGUITO UHSD | | 0.00 | 2,130,337.50 | 0.00 | 2,130,337.50 | (2,130,337.50) | 2,130,034.00 |
| 57588 041_DS FALLBROOK UHSD 20 | | 0.00 | 1,032,600.00 | 0.00 | 1,032,600.00 | (1,032,600.00) | 1,142,548.59 |
| 57589 042_DS GROSSMONT UHSD 20 | | 0.00 | 994,589.10 | 0.00 | 994,589.10 | (994,589.10) | 1,087,571.43 |
| 57590 046_DS SWEETWATER UHSD 2 | | 0.00 | 14,882,711.78 | 0.00 | 14,882,711.78 | (14,882,711.78) | 15,622,993.70 |
| 57591 046_DS SWEETWATER USHD 2 | | 0.00 | 1,168,825.00 | 0.00 | 1,168,825.00 | (1,168,825.00) | 1,354,604.04 |
| 57592 046_DS SWEETWATER UHSD 2 | | 0.00 | 1,210,197.91 | 0.00 | 1,210,197.91 | (1,210,197.91) | 1,594,947.18 |
| 57593 046_DS SWEETWATER UHSD 2 | | 0.00 | 0.00 | 0.00 | 0.00 | 0.00 | 866,273.42 |
| 57594 046_DS SWEETWATER UHSD 2 | | 0.00 | 0.00 | 0.00 | 0.00 | 0.00 | 819,816.70 |
| 57595 042_DS GROSSMONT UHSD 20 | | 0.00 | 1,037,255.56 | 0.00 | 1,037,255.56 | (1,037,255.56) | 1,037,688.76 |
| 57596 042_DS GROSSMONT UHSD 20 | | 0.00 | 16,550.22 | 0.00 | 16,550.22 | (16,550.22) | 38,736.24 |
| 57599 046_DS SWEETWATER UHSD 2 | | 0.00 | 0.00 | 0.00 | 0.00 | 0.00 | 123,174.26 |
| 58490 053_DS GROSS CUY CC 2021 | | 0.00 | 2,764,050.00 | 0.00 | 2,764,050.00 | (2,764,050.00) | 2,838,104.21 |
| 58491 053_DS GROSS CUY CC 2021 | | 0.00 | 2,590,792.90 | 0.00 | 2,590,792.90 | (2,590,792.90) | 3,583,654.42 |
| 58492 053_DS GROSS CUY CC 2018 | | 0.00 | 12,269,600.00 | 0.00 | 12,269,600.00 | (12,269,600.00) | 538,209.95 |
| 58493 053_DS GROSS CUY CC 2018 | | 0.00 | 5,296,950.00 | 0.00 | 5,296,950.00 | (5,296,950.00) | 5,379,603.49 |
| 58494 053_DS GROSS CUY CC 2013 | | 0.00 | 431,908.25 | 0.00 | 431,908.25 | (431,908.25) | 20,281.03 |
| 58495 053_DS GROSS CUY CC 2012 | | 0.00 | 0.00 | 0.00 | 0.00 | 0.00 | 18,973.21 |
| 58496 053_DS GROSS CUY COMM CO | | 0.00 | 350.00 | 0.00 | 350.00 | (350.00) | 20,306,038.31 |
| 58497 053_DS GROSS CUY COMM CO | | 0.00 | 0.00 | 0.00 | 0.00 | 0.00 | 0.16 |
| 58502 055_DS SOUTHWESTERN CC 2 | | 0.00 | 3,910,350.00 | 0.00 | 3,910,350.00 | (3,910,350.00) | 4,312,342.50 |
| 58503 055_DS SOUTHWESTERN CC R | | 0.00 | 315.63 | 0.00 | 315.63 | (315.63) | 5.80 |
| 58504 055_DS SOUTHWESTERN CC P | | 0.00 | 53.14 | 0.00 | 53.14 | (53.14) | 0.97 |
| 58505 055_DS SOUTHWESTERN CC 2 | | 0.00 | 238.68 | 0.00 | 238.68 | (238.68) | 4.39 |
| 58506 055_DS SOUTHWESTERN CC 2 | | 0.00 | 350.00 | 0.00 | 350.00 | (350.00) | 23,270.49 |
| 58508 055_DS SOUTHWESTERN CC 2 | | 0.00 | 3,832,600.00 | 0.00 | 3,832,600.00 | (3,832,600.00) | 4,076,461.16 |
| 58509 055_DS SOUTHWESTERN CC 2 | | 0.00 | 1,197.37 | 0.00 | 1,197.37 | (1,197.37) | 26.73 |
| 58510 055_DS SOUTHWESTERN CC 2 | | 0.00 | 1,492.78 | 0.00 | 1,492.78 | (1,492.78) | 31.91 |
| 58511 055_DS SOUTHWESTERN CC 2 | | 0.00 | 5,571,450.00 | 0.00 | 5,571,450.00 | (5,571,450.00) | 5,820,272.52 |
| 58512 055_DS SOUTHWESTERN CC 2 | | 0.00 | 4,453,793.76 | 0.00 | 4,453,793.76 | (4,453,793.76) | 4,645,027.83 |
| 58513 055_DS SOUTHWESTERN CC P | | 0.00 | 2,104,886.04 | 0.00 | 2,104,886.04 | (2,104,886.04) | 3,265,400.50 |
| 58514 055_DS SOUTHWESTERN CC P | | 0.00 | 1,799,150.00 | 0.00 | 1,799,150.00 | (1,799,150.00) | 1,768,119.22 |
| 58515 055_DS SOUTHWESTERN CC M | | 0.00 | 1,062,575.00 | 0.00 | 1,062,575.00 | (1,062,575.00) | 905,039.58 |
| 58516 055_DS SOUTHWESTERN CC 2 | | 0.00 | 5,152,675.36 | 0.00 | 5,152,675.36 | (5,152,675.36) | 4,681,427.02 |
| 58517 055_DS SOUTHWESTERN CC 2 | | 0.00 | 2,249,318.76 | 0.00 | 2,249,318.76 | (2,249,318.76) | 1,676,832.23 |
| 58518 052_DS PALOMAR CC DS 200 | | 0.00 | 6,756,525.00 | 0.00 | 6,756,525.00 | (6,756,525.00) | 7,136,520.82 |
| 58519 052_DS PALOMAR CC DS 200 | | 0.00 | 1,248,350.00 | 0.00 | 1,248,350.00 | (1,248,350.00) | 2,665,741.74 |
| 58520 052_DS PALOMAR CC DS 200 | | 0.00 | 103.72 | 0.00 | 103.72 | (103.72) | 1.91 |
| 58521 052_DS PALOMAR CC DS 200 | | 0.00 | 5,125,350.00 | 0.00 | 5,125,350.00 | (5,125,350.00) | 4,918,219.44 |
| 58522 052_DS PALOMAR CC 2015 G | | 0.00 | 7,654,850.00 | 0.00 | 7,654,850.00 | (7,654,850.00) | 7,460,478.32 |
| 58523 052_DS PALOMAR CC 2017 R | | 0.00 | 4,437,950.00 | 0.00 | 4,437,950.00 | (4,437,950.00) | 4,434,266.80 |
| 58524 052_DS PALOMAR CC 2020 R | | 0.00 | 7,341,919.17 | 0.00 | 7,341,919.17 | (7,341,919.17) | 7,248,563.32 |

## PERIODIC FINANCIAL STATEMENT - SCHEDULE OF REVENUES AND EXPENDITURES BY FUND AND ORGANIZATIONAL UNIT - GL041

Date:13-AUG-2025 15:47.24

COSD
Current Period: ADJ-25

Currency: USD
No specific FUND requestad

| FUND | ORG | REVISED BUDGET | EXPENDITURES | ENCUMBRANCES | EXPENDITURES & ENCUMBRANCES | REMAINING BUDGET | REVENUE |
|---|---|---|---|---|---|---|---|
| 58525 052_DS_PALOMAR CC 2021 G | | 0.00 | 4,370,002.31 | 0.00 | 4,370,002.31 | (4,370,002.31) | 4,450,281.03 |
| 58535 054_DS MIRACOSTA CC 2016 | | 0.00 | 3,031,625.00 | 0.00 | 3,031,625.00 | (3,031,625.00) | 3,210,088.39 |
| 58536 054_DS MIRACOSTA CC 2016 | | 0.00 | 8,288,693.76 | 0.00 | 8,288,693.76 | (8,288,693.76) | 8,509,291.77 |
| 58537 054_DS MIRACOSTA CCD 201 | | 0.00 | 11,661,094.57 | 0.00 | 11,661,094.57 | (11,661,094.57) | 7,056,726.04 |
| 58540 055_DS SOUTHWESTERN CC 2 | | 0.00 | 13,269,000.00 | 0.00 | 13,269,000.00 | (13,269,000.00) | 7,086,824.31 |
| 58541 055_DS SOUTHWESTERN CC 2 | | 0.00 | 2,726,800.00 | 0.00 | 2,726,800.00 | (2,726,800.00) | 2,755,383.88 |
| 58553 060_DS SAN DIEGO COMM CO | | 0.00 | 66,752.62 | 0.00 | 66,752.62 | (66,752.62) | 1,290.07 |
| 58554 060_DS SAN DIEGO COMM CO | | 0.00 | 2,213.30 | 0.00 | 2,213.30 | (2,213.30) | 47.28 |
| 58555 060_DS SAN DIEGO COMM CO | | 0.00 | 4,625.51 | 0.00 | 4,625.51 | (4,625.51) | 88.80 |
| 58556 060_DS SAN DIEGO COMM CO | | 0.00 | 350.00 | 0.00 | 350.00 | (350.00) | 12,666.84 |
| 58557 060_DS SAN DIEGO CC 2012 | | 0.00 | 1,137,973.77 | 0.00 | 1,137,973.77 | (1,137,973.77) | 21,457.28 |
| 58558 060_DS SDCCD 2006 SERIES | | 0.00 | 400,000.00 | 0.00 | 400,000.00 | (400,000.00) | 25,956.72 |
| 58559 060_DS SDCCD 2002 SERIES | | 0.00 | 0.00 | 0.00 | 0.00 | 0.00 | 23,291.61 |
| 58560 060_DS SDCCD 2006 SERIES | | 0.00 | 8,469,150.00 | 0.00 | 8,469,150.00 | (8,469,150.00) | 8,172,946.19 |
| 58561 060_DS SDCCD 2016 REF | | 0.00 | 26,969,975.00 | 0.00 | 26,969,975.00 | (26,969,975.00) | 24,271,640.31 |
| 58562 060_DS SDCC2019REF PROPN | | 0.00 | 30,751,513.82 | 0.00 | 30,751,513.82 | (30,751,513.82) | 32,883,350.88 |
| 58563 060_DS SDCC2019REF PROPN | | 0.00 | 6,216,834.98 | 0.00 | 6,216,834.98 | (6,216,834.98) | 4,644,792.50 |
| 58564 060_DS SDCCD 2021 REF | | 0.00 | 19,414,367.04 | 0.00 | 19,414,367.04 | (19,414,367.04) | 19,087,482.65 |
| 58565 060_DS SDCCD 2024 REF | | 0.00 | 7,446,963.88 | 0.00 | 7,446,963.88 | (7,446,963.88) | 14,202,130.41 |
| 58566 060_DS SDCCD SERIES 2025 | | 0.00 | 0.00 | 0.00 | 0.00 | 0.00 | 48,519,087.81 |
| 58567 060_DS SDCCD SERIES 2025 | | 0.00 | 0.00 | 0.00 | 0.00 | 0.00 | 5,336,345.26 |
| 58570 061_DS POWAY USD 2025 RE | | 0.00 | 190,086.10 | 0.00 | 190,086.10 | (190,086.10) | 1,448,610.32 |
| REPORT TOTAL | | 11,664,178,069.33 | 10,357,524,823.09 | 1,076,263,663.85 | 11,433,788,486.94 | 230,389,582.39 | 10,379,832,392.43 |

**County of San Diego**
**Semi-Annual Report of Gifts and Donations of $5,000 or less**
**Pursuant to Section 66 of the Administrative Code**
**January 1, 2025 to June 30, 2025**

| Department | CASH Value | NON-CASH Value | Number of Donors |
|---|---|---|---|
| DAS - Department of Animal Services | 21,035.57 | | 572 |
| Board of Supervisors - District 3 | 40,490.00 | | 10 |
| DCSS - Department of Child Support Services | 100.00 | | 1 |
| DEHQ - Department of Environmental Health & Quality | 2,242.06 | 5,826.70 | 6 |
| HHSA Child and Family Well Being | 1,174.24 | 4,290.00 | 6 |
| HHSA Edgemoor DP SNF | 61.47 | 300.00 | 2 |
| HHSA Medical Care Services Department (MCS) | | 1,480.00 | 1 |
| HHSA Department of Homeless Solutions & Equitable Communities (HSEC) | | 100.00 | 1 |
| HHSA Public Health Services D5950 | | 349.65 | 1 |
| HHSA San Diego County Psychiatric Hospital (SDCPH) | | 50.00 | 1 |
| Library | 2,643.49 | 18,393.65 | 113 |
| Parks & Recreation | 4,272.29 | 16,386.03 | 7 |
| Sheriff | 4,200.00 | 26,857.90 | 37 |
| Office of Evaluation, Performance & Analystics (OEPA) | | 1,140.08 | 1 |
| **TOTAL** | **$ 76,219.12** | **$ 75,174.01** | **759** |
| | | | |

# County of San Diego
# Auditor and Controller
# Semi-Annual Report of Gifts/Donations Received
# For Less Than or Equal to $5,000

To: Emilie Kotik
Auditor and Controller
Financial Accounting and Reporting Division
(619) 539-5230
emilie.kotik@sdcounty.ca.gov

From: Animal Services
Reporting Department/Division

Prepared By: Caroline Mosher Phone: (760) 496-9225

Title: Admin Analyst III

Please check if applicable:

☐ 1. The department did not receive any gifts/donations for less or equal to $5,000 for reporting period 01/01/2025 through 06/30/2025.

☒ 2. The department received gifts/donations for less or equal to $5,000 for reporting period 01/01/2025 through 06/30/2025.

**Please do not report on the attached worksheet multiple donations received from a single donor if the cumulative donations are more than $5,000 for the sixth-month period 01/01/2025 through 06/30/2025.**

******ALL INFORMATION SHOWN ABOVE MUST BE COMPLETED BY THE PREPARER BEFORE eSIGNING THE FORM******

## If box 1 is checked:

**Preparer: Click on the "Preparer Signature" to digitally sign this document (you will be prompted to save the document). (NOTE: If box 1 is selected, do not submit the Excel worksheet)**

**Department Head/Authorized Agent: Put your title and phone number in first before signing. Click on the signature box to digitally sign this document (you will also be prompted to save the document). Send this checklist to the individual listed above.**

## If box 2 is checked:

**Preparer:**

- **Enter donations in the attached Excel worksheet. Include name and phone number.**
- **Email Excel worksheet and checklist to your Department Head or Authorized Agent for their review and signature.**

**Department Head/Authorized Agent:**

- **On the Excel worksheet, review and validate that the information is accurate. Include name and title.**
- **Send both this checklist and the Excel worksheet to the individual listed above.**

**I certify that the Excel Spreadsheet sent with this checklist is complete and accurate to the best of my knowledge.**

Caroline Mosher Digitally signed by Caroline Mosher Date: 2025.07.21 15:20:16 -07'00'

Preparer Signature

Renante Remulla (619) 742-5117

Department Head or Authorized Agent Title Phone

**I certify that the Excel Spreadsheet sent with this checklist is complete and accurate to the best of my knowledge.**

RENANTE REMULLA Digitally signed by RENANTE REMULLA Date: 2025.07.22 08:53:53 -07'00'

Department Head or Authorized Agent Signature

Rev. 07/25

SEMI-ANNUAL REPORT OF ACCEPTANCE OF GIFTS/DONATIONS **LESS THAN OR EQUAL TO $5,000.**

**NO NEED TO SUBMIT THIS FORM IF THERE ARE NO DONATIONS TO REPORT FOR BELOW REPORTING PERIOD**

Reporting Period: **January 1, 2025 through June 30, 2025**

Department: Animal Services

**NOTES: Please click the drop down arrow for the Type of Donation and do not report multiple donations received from a single donor if the cumulative donations are more than $5,000.**
**Gift cards, gift certificates, visa cards, and checks are considered Cash.**
**Please report only the "Number of Donor" once if multiple donations are received from the same donor. Thank you.**

| Type of Donation | Description of Item Donated | Value | Number of Donor | Donor's Name |
|---|---|---|---|---|
| Cash | Docupet Donation | 2.00 | 1 | Aaron Baker |
| Cash | Docupet Donation | 0.70 | 1 | Aaron Valenzuela |
| Cash | MED TRU 61265 | 50.00 | 1 | ADILENE MATYKA |
| Cash | DONATION WEB | 5.00 | 1 | ADRIAN CRISAN |
| Cash | MED TRU 61265 | 100.00 | 1 | ADRIAN PEARSON |
| Cash | Docupet Donation | 0.56 | 1 | Adrian Storm |
| Cash | DONATION WEB | 10.00 | 1 | ADRIANA DUTY |
| Cash | DONATION WEB | 500.00 | 1 | ADRIENNE LENHOFF |
| Cash | DONATION WEB | 5.00 | 1 | ADRIENNE MORELAND |
| Cash | Docupet Donation | 2.08 | 1 | Agnes Bernardo |
| Cash | Docupet Donation | 2.20 | 1 | Aimee Freymiller |
| Cash | MED TRU 61265 | 200.00 | 1 | ALAN COFFER |
| Cash | Docupet Donation | 10.00 | 1 | Alan Truitt |
| Cash | Docupet Donation | 1.29 | 1 | Albert Letting |
| Cash | DONATION WEB | 150.00 | 1 | ALBERT MASSEY |
| Cash | DONATION WEB | 20.00 | 1 | ALELIE HALL |
| Cash | Docupet Donation | 0.93 | 1 | Alexia Attard |
| Cash | Docupet Donation | 0.94 | 1 | Alfredo Gomez |
| Cash | Docupet Donation | 0.85 | 1 | Alicia Foy |
| Cash | Docupet Donation | 1.29 | 1 | Aliko Eddow |
| Cash | Docupet Donation | 2.00 | 1 | Alison Coutts |
| Cash | Docupet Donation | 10.32 | 1 | Allisen Earls |
| Cash | Docupet Donation | 2.00 | 1 | Amanda Harding |
| Cash | Docupet Donation | 2.00 | 1 | Amanda Robinson |
| Cash | DONATION WEB | 25.00 | 1 | AMBER ESPARZA |
| Cash | Docupet Donation | 2.00 | 1 | Amy Schraeder |
| Cash | Docupet Donation | 0.79 | 1 | Ana-Lee Sonio |
| Cash | Docupet Donation | 2.00 | 1 | Analette Espino |
| Cash | Docupet Donation | 0.50 | 1 | Analisa Benavides |
| Cash | Docupet Donation | 25.00 | 1 | Anca Matu |
| Cash | MED TRU 61265 | 100.00 | 1 | ANDREA COLLURA |
| Cash | Docupet Donation | 2.08 | 1 | Andrea Daley |
| Cash | Docupet Donation | 25.00 | 1 | Andrew Recker |
| Cash | Docupet Donation | 0.70 | 1 | Andrew Wheeler |
| Cash | MED TRU 61265 | 2.00 | 1 | ANGEL NECOCHEA |
| Cash | DONATION WEB | 5.00 | 1 | ANGELA MORERO |
| Cash | Docupet Donation | 1.29 | 1 | Anil Dharmapal |
| Cash | Docupet Donation | 0.56 | 1 | Anita Offerman |
| Cash | Docupet Donation | 0.85 | 1 | Anna Green |
| Cash | DONATION WEB | 75.00 | 1 | ANNE SULLIVAN |
| Cash | Docupet Donation | 1.27 | 1 | Antoinette Romo |
| Cash | Docupet Donation | 0.56 | 1 | Ardis Duhachek |
| Cash | Docupet Donation | 5.00 | 1 | Ariane Freville |
| Cash | Docupet Donation | 10.00 | 1 | Armando Marquez |

SEMI-ANNUAL REPORT OF ACCEPTANCE OF GIFTS/DONATIONS **LESS THAN OR EQUAL TO $5,000.**

**NO NEED TO SUBMIT THIS FORM IF THERE ARE NO DONATIONS TO REPORT FOR BELOW REPORTING PERIOD**

Reporting Period: January 1, 2025 through June 30, 2025

Department: Animal Services

**NOTES: Please click the drop down arrow for the Type of Donation and do not report multiple donations received from a single donor if the cumulative donations are more than $5,000.**
**Gift cards, gift certificates, visa cards, and checks are considered Cash.**
**Please report only the "Number of Donor" once if multiple donations are received from the same donor. Thank you.**

| Type of Donation | Description of Item Donated | Value | Number of Donor | Donor's Name |
|---|---|---|---|---|
| Cash | MED TRU 61265 | 25.00 | 1 | ARNOLD MOSLER |
| Cash | MED TRU 61265 | 25.00 | 1 | ARTESIA DEGELE |
| Cash | Docupet Donation | 0.73 | 1 | Ashlen Stewart |
| Cash | Docupet Donation | 0.79 | 1 | Ashley Thompson |
| Cash | Docupet Donation | 1.29 | 1 | Azusa Sewell |
| Cash | MED TRU 61265 | 300.00 | 1 | BARBARA MORAN |
| Cash | Docupet Donation | 1.29 | 1 | Belinda Hawley |
| Cash | Docupet Donation | 2.00 | 1 | Benita Allen |
| Cash | Docupet Donation | 10.00 | 1 | Bill Hulsey |
| Cash | Docupet Donation | 5.00 | 1 | Bill Stanhope |
| Cash | DONATION WEB | 10.00 | 1 | BOB MANEMANN |
| Cash | Docupet Donation | 2.00 | 1 | Bob Young |
| Cash | MED TRU 61265 | 100.00 | 1 | BONNA GREGG |
| Cash | Docupet Donation | 50.00 | 1 | Bonnie Bailey |
| Cash | MED TRU 61265 | 5.00 | 1 | BRAD KESSLING |
| Cash | Docupet Donation | 1.29 | 1 | Brandon Schlueter |
| Cash | Docupet Donation | 10.00 | 1 | Brenda Wright |
| Cash | Docupet Donation | 5.00 | 1 | Brenna Madsen |
| Cash | Docupet Donation | 10.00 | 1 | Brie Sarvis |
| Cash | Docupet Donation | 1.17 | 1 | Brittny Herrera |
| Cash | Docupet Donation | 0.92 | 1 | Bruce Russell |
| Cash | Docupet Donation | 1.64 | 1 | Bryan Schultz |
| Cash | Docupet Donation | 0.56 | 1 | Camille Jayne |
| Cash | MED TRU 61265 | 100.00 | 1 | CANDY SCHUMANN |
| Cash | Docupet Donation | 0.50 | 1 | Carl Mueller |
| Cash | DONATION WEB | 20.00 | 1 | CARLOS CHEE |
| Cash | MED TRU 61265 | 40.00 | 1 | CARMEN AGUILAR |
| Cash | MED TRU 61265 | 7.00 | 1 | CARMEN MORENO |
| Cash | Docupet Donation | 3.16 | 1 | Carol Kelly |
| Cash | DONATION WEB | 20.00 | 1 | CAROL MADDEN |
| Cash | Docupet Donation | 0.73 | 1 | Carole Dixon |
| Cash | MED TRU 61265 | 10.00 | 1 | CAROLIN BENNETT |
| Cash | DONATION WEB | 25.00 | 1 | CAROLIN SCHWAB-SEGORIA |
| Cash | Docupet Donation | 2.00 | 1 | Caroline Hersum |
| Cash | DONATION WEB | 1.00 | 1 | CAROLINE MOSHER |
| Cash | DONATION WEB | 20.00 | 1 | CASSANDRA LOFGREEN |
| Cash | MED TRU 61265 | 200.00 | 1 | CATHERINE LLOYD |
| Cash | Docupet Donation | 10.00 | 1 | Catherine Uzeta |
| Cash | MED TRU 61265 | 100.00 | 1 | CATHI WEBSTER |
| Cash | Docupet Donation | 10.00 | 1 | Cathleen Beausang |
| Cash | Docupet Donation | 1.29 | 1 | Cathy Martinez |
| Cash | DONATION WEB | 10.00 | 1 | CECILE TEJIDOR |
| Cash | MED TRU 61265 | 100.00 | 1 | CELINE SCHNIEPP |
| Cash | MED TRU 61265 | 50.00 | 1 | CHARLOTTE SULLIVAN |

SEMI-ANNUAL REPORT OF ACCEPTANCE OF GIFTS/DONATIONS **LESS THAN OR EQUAL TO $5,000.**

**NO NEED TO SUBMIT THIS FORM IF THERE ARE NO DONATIONS TO REPORT FOR BELOW REPORTING PERIOD**

Reporting Period: **January 1, 2025 through June 30, 2025**

Department: Animal Services

**NOTES: Please click the drop down arrow for the Type of Donation and do not report multiple donations received from a single donor if the cumulative donations are more than $5,000.**
**Gift cards, gift certificates, visa cards, and checks are considered Cash.**
**Please report only the "Number of Donor" once if multiple donations are received from the same donor. Thank you.**

| Type of Donation | Description of Item Donated | Value | Number of Donor | Donor's Name |
|---|---|---|---|---|
| Cash | DONATION WEB | 50.00 | 1 | CHARLOTTE VOLAN |
| Cash | Docupet Donation | 0.85 | 1 | Cheryl Tade |
| Cash | Docupet Donation | 1.00 | 1 | Chris Loarie |
| Cash | DONATION WEB | 22.00 | 1 | CHRISTELLE SIMPSON |
| Cash | DONATION WEB | 10.00 | 1 | CHRISTI BABB |
| Cash | Docupet Donation | 0.70 | 1 | Christine Bates |
| Cash | Docupet Donation | 1.29 | 1 | Christine Hummell |
| Cash | DONATION WEB | 200.00 | 1 | CHRISTOPHER MERRIS |
| Cash | Docupet Donation | 0.85 | 1 | Cindie Wolf |
| Cash | Docupet Donation | 2.00 | 1 | Cindy Burgal |
| Cash | DONATION WEB | 50.00 | 1 | CINDY MCWAY |
| Cash | Docupet Donation | 5.00 | 1 | Colin Gabriel |
| Cash | MED TRU 61265 | 500.00 | 1 | COLLEEN ROBISON |
| Cash | Docupet Donation | 1.02 | 1 | Connie Hunt |
| Cash | MED TRU 61265 | 100.00 | 1 | CRISTIAN GALEANO PEREZ |
| Cash | Docupet Donation | 2.00 | 1 | Cynthia Meier |
| Cash | DONATION WEB | 100.00 | 1 | CYNTHIA THORSEN |
| Cash | Docupet Donation | 1.00 | 1 | Dale McBride |
| Cash | Docupet Donation | 5.00 | 1 | Dale Schuldt |
| Cash | DONATION WEB | 100.00 | 1 | DAMIAN MCCLARIN |
| Cash | Docupet Donation | 2.00 | 1 | Daniel Mcguckin |
| Cash | Docupet Donation | 5.00 | 1 | Daniel White |
| Cash | DONATION WEB | 5.00 | 1 | DANIELE BELLIVEAU |
| Cash | Docupet Donation | 2.00 | 1 | Danna Atkins |
| Cash | Docupet Donation | 0.73 | 1 | Darlene Salazar |
| Cash | Docupet Donation | 10.00 | 1 | Dave Allan |
| Cash | Docupet Donation | 5.00 | 1 | Dave Daughtrey |
| Cash | Docupet Donation | 0.85 | 1 | David Backhaus |
| Cash | DONATION WEB | 200.00 | 1 | DAVID CLARK |
| Cash | MED TRU 61265 | 75.00 | 1 | DAVID GEORGE |
| Cash | DONATION WEB | 25.00 | 1 | DAVID LIM |
| Cash | DONATION WEB | 25.00 | 1 | DAVID NELSON |
| Cash | Docupet Donation | 2.08 | 1 | David Sanmugan |
| Cash | Docupet Donation | 1.29 | 1 | David Torres |
| Cash | Docupet Donation | 1.29 | 1 | David Wesalo |
| Cash | MED TRU 61265 | 50.00 | 1 | DAWN KOCHEL |
| Cash | Docupet Donation | 2.00 | 1 | Dean Maynard |
| Cash | MED TRU 61265 | 40.00 | 1 | DEBBIE BEAM |
| Cash | Docupet Donation | 0.94 | 1 | Debbie Gernandt |
| Cash | Docupet Donation | 1.00 | 1 | Debbie Klement |
| Cash | Docupet Donation | 5.00 | 1 | Debora Easton |
| Cash | Docupet Donation | 1.29 | 1 | Deborah Fehlberg |
| Cash | Docupet Donation | 2.16 | 1 | Deborah Opfer |
| Cash | Docupet Donation | 0.94 | 1 | Debra Conn |

SEMI-ANNUAL REPORT OF ACCEPTANCE OF GIFTS/DONATIONS **LESS THAN OR EQUAL TO $5,000.**

**NO NEED TO SUBMIT THIS FORM IF THERE ARE NO DONATIONS TO REPORT FOR BELOW REPORTING PERIOD**

Reporting Period: January 1, 2025 through June 30, 2025

Department: Animal Services

**NOTES: Please click the drop down arrow for the Type of Donation and do not report multiple donations received from a single donor if the cumulative donations are more than $5,000.**
**Gift cards, gift certificates, visa cards, and checks are considered Cash.**
**Please report only the "Number of Donor" once if multiple donations are received from the same donor. Thank you.**

| Type of Donation | Description of Item Donated | Value | Number of Donor | Donor's Name |
|---|---|---|---|---|
| Cash | Docupet Donation | 2.00 | 1 | Debra Rubio |
| Cash | MED TRU 61265 | 5.00 | 1 | DEBRA WETHERALD |
| Cash | DONATION WEB | 25.00 | 1 | DELENE WARFIELD |
| Cash | Docupet Donation | 1.65 | 1 | Denis Angleton |
| Cash | Docupet Donation | 1.29 | 1 | Denise Barcenas |
| Cash | DONATION WEB | 5.00 | 1 | DENISE GADDISPHILO |
| Cash | Docupet Donation | 5.00 | 1 | Denise henderson |
| Cash | Docupet Donation | 50.00 | 1 | Denise Kelly |
| Cash | Docupet Donation | 2.00 | 1 | Denise Prusinskas |
| Cash | MED TRU 61265 | 7.00 | 1 | DENNIS MAPLES |
| Cash | Docupet Donation | 1.65 | 1 | Derek Lee |
| Cash | Docupet Donation | 1.29 | 1 | Diana Harshman |
| Cash | Docupet Donation | 5.00 | 1 | Diana King |
| Cash | Docupet Donation | 5.00 | 1 | Diane Anvari |
| Cash | Docupet Donation | 5.00 | 1 | Dina Cid |
| Cash | Docupet Donation | 5.95 | 1 | Don Machado |
| Cash | Docupet Donation | 10.00 | 1 | Dona Mapston |
| Cash | Docupet Donation | 2.00 | 1 | Donna Bertolero |
| Cash | MED TRU 61265 | 100.00 | 1 | DONNA KRUDWIG |
| Cash | Docupet Donation | 2.00 | 1 | Donna Morris |
| Cash | Docupet Donation | 10.00 | 1 | Donna Moxley |
| Cash | Docupet Donation | 0.79 | 1 | Donna Pietrzak |
| Cash | Docupet Donation | 2.00 | 1 | Dorothea Sandback |
| Cash | Docupet Donation | 10.00 | 1 | Doug Dube |
| Cash | Docupet Donation | 2.03 | 1 | Doug Garvin |
| Cash | Docupet Donation | 0.58 | 1 | Dwight Herkness |
| Cash | Docupet Donation | 2.00 | 1 | Earl Harper |
| Cash | Docupet Donation | 5.00 | 1 | Eddy Brown |
| Cash | MED TRU 61265 | 150.00 | 1 | EDGAR ALMEIDA |
| Cash | DONATION WEB | 20.00 | 1 | EDRIN CANONIZADO |
| Cash | Docupet Donation | 5.00 | 1 | Eduardo Lopez |
| Cash | Docupet Donation | 0.94 | 1 | Edward Baier |
| Cash | Docupet Donation | 0.98 | 1 | Edward Burkett |
| Cash | Docupet Donation | 1.29 | 1 | Edward Mendis |
| Cash | Docupet Donation | 1.99 | 1 | Eilynn Looney |
| Cash | Docupet Donation | 2.00 | 1 | Elaine Galindo |
| Cash | Docupet Donation | 0.60 | 1 | Elda Gomez |
| Cash | Docupet Donation | 2.21 | 1 | Elizabeth Duran |
| Cash | Docupet Donation | 0.58 | 1 | Elizabeth Ibarria |
| Cash | DONATION WEB | 25.00 | 1 | ERIC HETH |
| Cash | Docupet Donation | 5.00 | 1 | Eric Kilbourne |
| Cash | Docupet Donation | 2.00 | 1 | Eric Perez |
| Cash | Docupet Donation | 5.00 | 1 | Erin Glass |
| Cash | Docupet Donation | 1.64 | 1 | Erin Johnson |

SEMI-ANNUAL REPORT OF ACCEPTANCE OF GIFTS/DONATIONS **LESS THAN OR EQUAL TO $5,000.**

**NO NEED TO SUBMIT THIS FORM IF THERE ARE NO DONATIONS TO REPORT FOR BELOW REPORTING PERIOD**

Reporting Period: **January 1, 2025 through June 30, 2025**

Department: Animal Services

**NOTES: Please click the drop down arrow for the Type of Donation and do not report multiple donations received from a single donor if the cumulative donations are more than $5,000.**
**Gift cards, gift certificates, visa cards, and checks are considered Cash.**
**Please report only the "Number of Donor" once if multiple donations are received from the same donor. Thank you.**

| Type of Donation | Description of Item Donated | Value | Number of Donor | Donor's Name |
|---|---|---|---|---|
| Cash | MED TRU 61265 | 15.00 | 1 | ESTELLE ARRIAGA |
| Cash | Docupet Donation | 1.29 | 1 | Esther Garcia |
| Cash | MED TRU 61265 | 3.00 | 1 | ESTHER PEREZ-REAGAN |
| Cash | DONATION WEB | 25.00 | 1 | EVAN PICKENS |
| Cash | MED TRU 61265 | 100.00 | 1 | EVELYN WRIGHT-ELSON |
| Cash | Docupet Donation | 2.00 | 1 | Fang Zhou |
| Cash | MED TRU 61265 | 50.00 | 1 | FARM ANIMAL REF RESCUE |
| Cash | Docupet Donation | 2.14 | 1 | Flo Maxon |
| Cash | DONATION WEB | 20.00 | 1 | FRANCES SETTLE |
| Cash | MED TRU 61265 | 100.00 | 1 | FRANCIS SCHNITZENBAUMER |
| Cash | DONATION WEB | 10.00 | 1 | FRANK HERMES |
| Cash | DONATION WEB | 10.00 | 1 | GALEN GATTIS |
| Cash | MED TRU 61265 | 100.00 | 1 | GARY FORINASH |
| Cash | MED TRU 61265 | 25.00 | 1 | GARY FRIEDMAN |
| Cash | Docupet Donation | 10.00 | 1 | Geoffrey Hemwall |
| Cash | Docupet Donation | 0.94 | 1 | Geoffrey Strang |
| Cash | MED TRU 61265 | 50.00 | 1 | GEORGE CONRO |
| Cash | Docupet Donation | 10.00 | 1 | George Ekita |
| Cash | DONATION WEB | 100.00 | 1 | GEORGE KARRIS |
| Cash | MED TRU 61265 | 14.00 | 1 | GEORGIANA GARCIA |
| Cash | DONATION WEB | 5.00 | 1 | GIISELLE SANTIAGO |
| Cash | Docupet Donation | 0.56 | 1 | Gilberto Ibarra |
| Cash | Docupet Donation | 1.29 | 1 | Gina Cassidy |
| Cash | DONATION WEB | 5.00 | 1 | GLEN LUBCKE |
| Cash | DONATION WEB | 5.00 | 1 | GRACE JEROME MARTIN |
| Cash | MED TRU 61265 | 15.00 | 1 | GRACE RUSSO |
| Cash | Docupet Donation | 0.58 | 1 | Greg Doud |
| Cash | MED TRU 61265 | 200.00 | 1 | GREG ERICKSON |
| Cash | MED TRU 61265 | 100.00 | 1 | HALEY GARVIS |
| Cash | Docupet Donation | 2.00 | 1 | Hank Moreno |
| Cash | Docupet Donation | 10.00 | 1 | Heather Harris |
| Cash | Docupet Donation | 2.00 | 1 | Ian Mcintyre |
| Cash | DONATION WEB | 200.00 | 1 | INGRID COFFIN |
| Cash | Docupet Donation | 2.00 | 1 | Irene Molina |
| Cash | MED TRU 61265 | 0.60 | 1 | ISABELLA DAVIS |
| Cash | DONATION WEB | 10.00 | 1 | JACKIE ANDERSON |
| Cash | DONATION WEB | 300.00 | 1 | JACOB ROLOFF |
| Cash | Docupet Donation | 0.85 | 1 | Jacqueline Knecht |
| Cash | Docupet Donation | 2.00 | 1 | Jaerim Kim |
| Cash | Docupet Donation | 2.00 | 1 | James Dooley |
| Cash | Docupet Donation | 1.29 | 1 | James Dye |
| Cash | Docupet Donation | 1.29 | 1 | James Greenwood |
| Cash | DONATION WEB | 50.00 | 1 | JAMES SCULLION |
| Cash | MED TRU 61265 | 2,000.00 | 1 | JAMES SHILLINGLAW |

SEMI-ANNUAL REPORT OF ACCEPTANCE OF GIFTS/DONATIONS **LESS THAN OR EQUAL TO $5,000.**

**NO NEED TO SUBMIT THIS FORM IF THERE ARE NO DONATIONS TO REPORT FOR BELOW REPORTING PERIOD**

Reporting Period: **January 1, 2025 through June 30, 2025**

Department: Animal Services

**NOTES: Please click the drop down arrow for the Type of Donation and do not report multiple donations received from a single donor if the cumulative donations are more than $5,000.**
**Gift cards, gift certificates, visa cards, and checks are considered Cash.**
**Please report only the "Number of Donor" once if multiple donations are received from the same donor. Thank you.**

| Type of Donation | Description of Item Donated | Value | Number of Donor | Donor's Name |
|---|---|---|---|---|
| Cash | Docupet Donation | 5.00 | 1 | James Walker |
| Cash | Docupet Donation | 1.29 | 1 | Jamie bertelsen-putirka |
| Cash | Docupet Donation | 2.00 | 1 | Jane Reiner |
| Cash | Docupet Donation | 0.85 | 1 | Janet Drew |
| Cash | Docupet Donation | 10.00 | 1 | Janet Haberland |
| Cash | Docupet Donation | 1.00 | 1 | Janet Manen |
| Cash | DONATION WEB | 25.00 | 1 | JANET SCHART |
| Cash | DONATION WEB | 10.00 | 1 | JANET WALKER |
| Cash | Docupet Donation | 5.00 | 1 | Janice Krehbiel |
| Cash | Docupet Donation | 1.00 | 1 | Jasmine Diaz |
| Cash | Docupet Donation | 1.29 | 1 | Jason Buchanan |
| Cash | Docupet Donation | 1.29 | 1 | Jean Brugger |
| Cash | Docupet Donation | 6.00 | 1 | Jeanette Villegas |
| Cash | MED TRU 61265 | 50.00 | 1 | JEANINE BRUST |
| Cash | Docupet Donation | 0.50 | 1 | Jeff Brooks |
| Cash | Docupet Donation | 2.08 | 1 | Jeff Langston |
| Cash | Docupet Donation | 0.85 | 1 | Jeffery Miller |
| Cash | Docupet Donation | 1.29 | 1 | Jeffrey James |
| Cash | Docupet Donation | 1.29 | 1 | Jenna Elliot |
| Cash | DONATION WEB | 25.00 | 1 | JENNIFER GETTMANN |
| Cash | Docupet Donation | 2.00 | 1 | Jennifer Lane |
| Cash | Docupet Donation | 2.00 | 1 | Jennifer Ludwig |
| Cash | DONATION WEB | 10.00 | 1 | JENNIFER MANN |
| Cash | Docupet Donation | 5.00 | 1 | Jennifer Schmottlach |
| Cash | Docupet Donation | 2.22 | 1 | Jennifer Vogt |
| Cash | DONATION WEB | 10.00 | 1 | JENNIFER WOODWORTHWHITNEY |
| Cash | Docupet Donation | 0.58 | 1 | Jeremy Morrissey |
| Cash | DONATION WEB | 20.00 | 1 | JERRY MAYO |
| Cash | Docupet Donation | 1.65 | 1 | Jessica Lossner |
| Cash | Docupet Donation | 0.85 | 1 | Jessica Szuberla |
| Cash | DONATION WEB | 50.00 | 1 | JESSICA VER STEEG |
| Cash | Docupet Donation | 5.00 | 1 | Jill Mahr |
| Cash | Docupet Donation | 2.21 | 1 | Jim Fallin |
| Cash | Docupet Donation | 2.00 | 1 | Joan Camana |
| Cash | DONATION WEB | 10.00 | 1 | JO-ANN SHORT |
| Cash | Docupet Donation | 2.42 | 1 | Joanna Hendry |
| Cash | Docupet Donation | 2.00 | 1 | Joannie Sturgeon |
| Cash | DONATION WEB | 1.00 | 1 | JODI WHITE |
| Cash | DONATION WEB | 5.00 | 1 | JODY HUJING |
| Cash | Docupet Donation | 10.00 | 1 | Johanna Jacobs |
| Cash | DONATION WEB | 600.00 | 1 | JOHANNA KOEHLER |
| Cash | MED TRU 61265 | 200.00 | 1 | JOHN ABEL |
| Cash | DONATION WEB | 100.00 | 1 | JOHN AND THERES CULVER |
| Cash | Docupet Donation | 0.58 | 1 | John Fitch |

SEMI-ANNUAL REPORT OF ACCEPTANCE OF GIFTS/DONATIONS **LESS THAN OR EQUAL TO $5,000.**

**NO NEED TO SUBMIT THIS FORM IF THERE ARE NO DONATIONS TO REPORT FOR BELOW REPORTING PERIOD**

Reporting Period: **January 1, 2025 through June 30, 2025**

Department: Animal Services

**NOTES: Please click the drop down arrow for the Type of Donation and do not report multiple donations received from a single donor if the cumulative donations are more than $5,000.**
**Gift cards, gift certificates, visa cards, and checks are considered Cash.**
**Please report only the "Number of Donor" once if multiple donations are received from the same donor. Thank you.**

| Type of Donation | Description of Item Donated | Value | Number of Donor | Donor's Name |
|---|---|---|---|---|
| Cash | Docupet Donation | 10.00 | 1 | John Grasberger |
| Cash | DONATION WEB | 50.00 | 1 | JOHN HOWARD |
| Cash | Docupet Donation | 5.00 | 1 | John Hyndman |
| Cash | Docupet Donation | 1.29 | 1 | John Schirner |
| Cash | Docupet Donation | 1.65 | 1 | John Stumph |
| Cash | MED TRU 61265 | 236.00 | 1 | JOLI ANN ELEMENTARY |
| Cash | Docupet Donation | 1.29 | 1 | Jon Levine |
| Cash | Docupet Donation | 0.85 | 1 | Jonathan Kohl |
| Cash | MED TRU 61265 | 25.00 | 1 | JOSEPHINE FAVIS |
| Cash | Docupet Donation | 5.00 | 1 | Joshua Simental |
| Cash | Docupet Donation | 1.29 | 1 | Judi Hayden |
| Cash | Docupet Donation | 0.73 | 1 | Judy Dinsfriend |
| Cash | DONATION WEB | 20.00 | 1 | JUDY GARVEY |
| Cash | Docupet Donation | 5.00 | 1 | Judy Womack |
| Cash | Docupet Donation | 0.94 | 1 | Julia Perkins |
| Cash | Docupet Donation | 2.00 | 1 | Julie Caldwell |
| Cash | DONATION WEB | 15.00 | 1 | JULIE DAVIS |
| Cash | Docupet Donation | 0.87 | 1 | Julie Herrmann |
| Cash | Docupet Donation | 0.45 | 1 | Julie Kimball |
| Cash | Docupet Donation | 1.29 | 1 | Julie Schaublenguyen |
| Cash | Docupet Donation | 0.80 | 1 | Kalie Potratz |
| Cash | MED TRU 61265 | 120.00 | 1 | KAREN DUIGNAN |
| Cash | Docupet Donation | 0.73 | 1 | karen lippert |
| Cash | Docupet Donation | 1.29 | 1 | Karen Lynch |
| Cash | Docupet Donation | 0.79 | 1 | Karen Swerlein |
| Cash | MED TRU 61265 | 100.00 | 1 | KARINA DOMINICO |
| Cash | DONATION WEB | 50.00 | 1 | KARYN BOHLI |
| Cash | Docupet Donation | 2.00 | 1 | Katherine St Jean |
| Cash | Docupet Donation | 1.68 | 1 | Kathleen Shafer |
| Cash | Docupet Donation | 25.00 | 1 | Kathy Rodriguez |
| Cash | DONATION WEB | 10.00 | 1 | KELLEY HAMBLIN |
| Cash | MED TRU 61265 | 100.00 | 1 | KELLY FERRIN |
| Cash | MED TRU 61265 | 50.00 | 1 | KELLY POOR |
| Cash | DONATION WEB | 25.00 | 1 | KEN MCKAY |
| Cash | Docupet Donation | 0.36 | 1 | Ken Vuylsteke |
| Cash | MED TRU 61265 | 0.01 | 1 | KENIA URRUTIA |
| Cash | Docupet Donation | 0.73 | 1 | Kenneth Hallwachs |
| Cash | MED TRU 61265 | 94.00 | 1 | KENNY GRAHAM |
| Cash | Docupet Donation | 5.00 | 1 | Kevin Hunt |
| Cash | DONATION WEB | 5.00 | 1 | KEVIN JOHNSTONE |
| Cash | DONATION WEB | 20.00 | 1 | KEVIN MALLERY |
| Cash | MED TRU 61265 | 20.00 | 1 | KEVIN WEILER |
| Cash | Docupet Donation | 5.00 | 1 | Kezia Adler |
| Cash | Docupet Donation | 0.73 | 1 | Kim Murphy |

SEMI-ANNUAL REPORT OF ACCEPTANCE OF GIFTS/DONATIONS **LESS THAN OR EQUAL TO $5,000.**

**NO NEED TO SUBMIT THIS FORM IF THERE ARE NO DONATIONS TO REPORT FOR BELOW REPORTING PERIOD**

Reporting Period: **January 1, 2025 through June 30, 2025**

Department: Animal Services

**NOTES: Please click the drop down arrow for the Type of Donation and do not report multiple donations received from a single donor if the cumulative donations are more than $5,000.**
**Gift cards, gift certificates, visa cards, and checks are considered Cash.**
**Please report only the "Number of Donor" once if multiple donations are received from the same donor. Thank you.**

| Type of Donation | Description of Item Donated | Value | Number of Donor | Donor's Name |
|---|---|---|---|---|
| Cash | Docupet Donation | 0.94 | 1 | Kim Parrott |
| Cash | Docupet Donation | 0.56 | 1 | Kimberly Ashley |
| Cash | Docupet Donation | 0.44 | 1 | Kimberly Bruce |
| Cash | Docupet Donation | 2.03 | 1 | Kimberly Duin |
| Cash | DONATION WEB | 100.00 | 1 | KIMBERLY HEIDRICH |
| Cash | Docupet Donation | 1.29 | 1 | Kimberly Keane |
| Cash | Docupet Donation | 10.00 | 1 | Kimberly Koenigs |
| Cash | MED TRU 61265 | 50.00 | 1 | KIMBERLY POOLE |
| Cash | Docupet Donation | 2.00 | 1 | Kimberly Ricondo |
| Cash | MED TRU 61265 | 100.00 | 1 | KIRK RAEBER |
| Cash | Docupet Donation | 50.00 | 1 | Krissy Fejarang |
| Cash | Docupet Donation | 1.01 | 1 | Kristin and Tim Glenn |
| Cash | Docupet Donation | 2.00 | 1 | Kristin Bailey |
| Cash | Docupet Donation | 10.00 | 1 | Kristin Shaffer |
| Cash | Docupet Donation | 2.00 | 1 | Kristina Ortega |
| Cash | Docupet Donation | 0.75 | 1 | Kristy Parker |
| Cash | Docupet Donation | 0.86 | 1 | Krysta Christensen |
| Cash | Docupet Donation | 2.58 | 1 | Ladan Alavi |
| Cash | Docupet Donation | 1.29 | 1 | Lance Lee |
| Cash | Docupet Donation | 5.00 | 1 | Lance Williams |
| Cash | DONATION WEB | 50.00 | 1 | LARRY WILLIAMSON |
| Cash | Docupet Donation | 10.00 | 1 | lary smith |
| Cash | DONATION WEB | 50.00 | 1 | LAST CHANCE AT LIFE |
| Cash | MED TRU 61265 | 25.00 | 1 | LAURA ALLEN |
| Cash | MED TRU 61265 | 50.00 | 1 | LAURA BREITENBACH |
| Cash | Docupet Donation | 2.08 | 1 | Laura Hietala |
| Cash | Docupet Donation | 1.00 | 1 | Laura Wittak |
| Cash | Docupet Donation | 5.00 | 1 | Laurel Woodbridge |
| Cash | MED TRU 61265 | 50.00 | 1 | LAUREN JOHNSON |
| Cash | Docupet Donation | 5.00 | 1 | Lauri Masamoto |
| Cash | DONATION WEB | 5.00 | 1 | LEE ZUKOWSKI |
| Cash | MED TRU 61265 | 250.00 | 1 | LEECIA ROEMER |
| Cash | MED TRU 61265 | 250.00 | 1 | LEIGH STERN |
| Cash | Docupet Donation | 1.29 | 1 | Lena Lovin |
| Cash | Docupet Donation | 10.00 | 1 | Leroy Mcclenaghan |
| Cash | Docupet Donation | 10.00 | 1 | Leslie Gardner |
| Cash | Docupet Donation | 2.00 | 1 | Lester Higby |
| Cash | Docupet Donation | 0.41 | 1 | Leticia Alcazar |
| Cash | Docupet Donation | 10.00 | 1 | Lewis Wade |
| Cash | DONATION WEB | 5.00 | 1 | LILY YAKUBIK |
| Cash | Docupet Donation | 1.29 | 1 | Linda Hagan |
| Cash | DONATION WEB | 10.00 | 1 | LINDA HUGHES |
| Cash | Docupet Donation | 5.00 | 1 | Linda Jones |
| Cash | Docupet Donation | 0.94 | 1 | Linda Phillips-Dodson |

SEMI-ANNUAL REPORT OF ACCEPTANCE OF GIFTS/DONATIONS **LESS THAN OR EQUAL TO $5,000.**
**NO NEED TO SUBMIT THIS FORM IF THERE ARE NO DONATIONS TO REPORT FOR BELOW REPORTING PERIOD**

Reporting Period: **January 1, 2025 through June 30, 2025**

Department: Animal Services

**NOTES: Please click the drop down arrow for the Type of Donation and do not report multiple donations received from a single donor if the cumulative donations are more than $5,000.**
**Gift cards, gift certificates, visa cards, and checks are considered Cash.**
**Please report only the "Number of Donor" once if multiple donations are received from the same donor. Thank you.**

| Type of Donation | Description of Item Donated | Value | Number of Donor | Donor's Name |
|---|---|---|---|---|
| Cash | MED TRU 61265 | 25.00 | 1 | LINDA RAEBER |
| Cash | Docupet Donation | 0.50 | 1 | Linda Shipman |
| Cash | Docupet Donation | 5.00 | 1 | Line Berger |
| Cash | Docupet Donation | 2.00 | 1 | Lisa Gouse |
| Cash | Docupet Donation | 2.00 | 1 | Lisa Head |
| Cash | Docupet Donation | 2.00 | 1 | Lisa Herndon |
| Cash | Docupet Donation | 2.00 | 1 | Lisa Lareau |
| Cash | Docupet Donation | 5.00 | 1 | Lisa Oconnell |
| Cash | DONATION WEB | 100.00 | 1 | LISA ROSETTY |
| Cash | Docupet Donation | 1.29 | 1 | Lisa Titera |
| Cash | DONATION WEB | 50.00 | 1 | LORENA CASTELLON |
| Cash | MED TRU 61265 | 50.00 | 1 | LORETTA MITROVICH |
| Cash | MED TRU 61265 | 25.00 | 1 | LORETTA WALKER |
| Cash | MED TRU 61265 | 100.00 | 1 | LORI BALM |
| Cash | Docupet Donation | 1.65 | 1 | Lori Love |
| Cash | Docupet Donation | 2.00 | 1 | Lori Whittemore |
| Cash | Docupet Donation | 5.00 | 1 | Luann Calleran |
| Cash | Docupet Donation | 5.00 | 1 | Lucia Pacheco |
| Cash | MED TRU 61265 | 40.00 | 1 | LUIS COX |
| Cash | DONATION WEB | 10.00 | 1 | LUIS ESTRADA |
| Cash | Docupet Donation | 0.35 | 1 | Lupita Niebla |
| Cash | Docupet Donation | 2.00 | 1 | Lynea Martin |
| Cash | MED TRU 61265 | 20.00 | 1 | MAD MUTTS RESCUE |
| Cash | Docupet Donation | 10.00 | 1 | Manuel Maloof |
| Cash | Docupet Donation | 0.79 | 1 | Mara Sanders |
| Cash | Docupet Donation | 2.22 | 1 | Marcia Price |
| Cash | Docupet Donation | 1.00 | 1 | Marcos Solano |
| Cash | Docupet Donation | 1.00 | 1 | Marcy Milan |
| Cash | DONATION WEB | 10.00 | 1 | MARGARET LAVIGNE |
| Cash | MED TRU 61265 | 45.00 | 1 | MARGARITA ALVEREZ |
| Cash | MED TRU 61265 | 100.00 | 1 | MARGO BLISS |
| Cash | MED TRU 61265 | 20.00 | 1 | MARIA BEARDMORE |
| Cash | Docupet Donation | 0.94 | 1 | Maria Chavez |
| Cash | MED TRU 61265 | 25.00 | 1 | MARIA LOPEZ |
| Cash | Docupet Donation | 5.00 | 1 | Marianne Abrahamsen |
| Cash | Docupet Donation | 10.00 | 1 | Marie Grey |
| Cash | Docupet Donation | 1.68 | 1 | Marie Kueneman |
| Cash | MED TRU 61265 | 50.00 | 1 | MARILYN ANGUS |
| Cash | DONATION WEB | 10.00 | 1 | MARILYN DANT |
| Cash | Docupet Donation | 0.50 | 1 | Marjorie Vandenberg |
| Cash | MED TRU 61265 | 200.00 | 1 | MARK DOUGHERTY |
| Cash | DONATION WEB | 10.00 | 1 | MARK KIRKPATRICK |
| Cash | DONATION WEB | 40.00 | 1 | MARK ROBINSON |
| Cash | Docupet Donation | 2.00 | 1 | Marsha Teas |

SEMI-ANNUAL REPORT OF ACCEPTANCE OF GIFTS/DONATIONS **LESS THAN OR EQUAL TO $5,000.**

**NO NEED TO SUBMIT THIS FORM IF THERE ARE NO DONATIONS TO REPORT FOR BELOW REPORTING PERIOD**

Reporting Period: **January 1, 2025 through June 30, 2025**

Department: Animal Services

**NOTES: Please click the drop down arrow for the Type of Donation and do not report multiple donations received from a single donor if the cumulative donations are more than $5,000.**
**Gift cards, gift certificates, visa cards, and checks are considered Cash.**
**Please report only the "Number of Donor" once if multiple donations are received from the same donor. Thank you.**

| Type of Donation | Description of Item Donated | Value | Number of Donor | Donor's Name |
|---|---|---|---|---|
| Cash | Docupet Donation | 2.08 | 1 | Martha Ponce Cassani |
| Cash | Docupet Donation | 50.00 | 1 | Martin Puterbaugh |
| Cash | Docupet Donation | 2.06 | 1 | Mary Steckler |
| Cash | Docupet Donation | 10.00 | 1 | Matt Marquardt |
| Cash | Docupet Donation | 0.50 | 1 | Matt Stroman |
| Cash | Docupet Donation | 5.00 | 1 | Matthew Hessen |
| Cash | DONATION WEB | 250.00 | 1 | MEG WEISS |
| Cash | Docupet Donation | 0.43 | 1 | Megan Qualls |
| Cash | Docupet Donation | 1.29 | 1 | Michael Quezambra |
| Cash | Docupet Donation | 10.00 | 1 | Michael Samyn |
| Cash | Docupet Donation | 1.29 | 1 | Michelle Eisermann |
| Cash | Docupet Donation | 2.00 | 1 | Michelle Haneline |
| Cash | Docupet Donation | 2.00 | 1 | Michelle Muns |
| Cash | DONATION WEB | 10.00 | 1 | MICHELLE PIERCE |
| Cash | Docupet Donation | 5.00 | 1 | Michelle Walker |
| Cash | Docupet Donation | 2.00 | 1 | Michelle Whitaker |
| Cash | DONATION WEB | 10.00 | 1 | MIDORI RIVERA |
| Cash | Docupet Donation | 2.00 | 1 | Mike Burgener |
| Cash | Docupet Donation | 2.00 | 1 | Mike Perry |
| Cash | DONATION WEB | 10.00 | 1 | MURIEL ARROYO |
| Cash | MED TRU 61265 | 205.00 | 1 | MYA VOIGHT |
| Cash | Docupet Donation | 50.00 | 1 | Najwa Aboul-Hosn |
| Cash | MED TRU 61265 | 100.00 | 1 | NANCY BULGER |
| Cash | MED TRU 61265 | 50.00 | 1 | NANCY GARNER |
| Cash | Docupet Donation | 1.29 | 1 | Nancy Smith |
| Cash | DONATION WEB | 25.00 | 1 | NANCY TAYLOR |
| Cash | MED TRU 61265 | 50.00 | 1 | NANCY VEACH |
| Cash | Docupet Donation | 1.29 | 1 | NAOMI MADSEN |
| Cash | Docupet Donation | 5.00 | 1 | Natalie Buliksullivan |
| Cash | Docupet Donation | 2.00 | 1 | Natasha Nace |
| Cash | Docupet Donation | 10.00 | 1 | Neil Gibson |
| Cash | Docupet Donation | 1.28 | 1 | Nicole Kim |
| Cash | MED TRU 61265 | 2.00 | 1 | NICOLE SPITZEN |
| Cash | Docupet Donation | 1.29 | 1 | Nina Burkhart |
| Cash | DONATION WEB | 20.00 | 1 | NINA SMOLEY |
| Cash | Docupet Donation | 5.00 | 1 | Norma Hernandez |
| Cash | Docupet Donation | 1.29 | 1 | Pam Braun |
| Cash | Docupet Donation | 2.00 | 1 | Pamela Joseph |
| Cash | Docupet Donation | 1.29 | 1 | Pamela Mazzarella |
| Cash | Docupet Donation | 25.00 | 1 | Patick Meehan |
| Cash | MED TRU 61265 | 60.00 | 1 | PATRICIA BAXTER |
| Cash | MED TRU 61265 | 300.00 | 1 | PATRICIA ELDON |
| Cash | Docupet Donation | 0.43 | 1 | Patricia Hegerle |
| Cash | Docupet Donation | 1.29 | 1 | Patricia Hornseuferer |

SEMI-ANNUAL REPORT OF ACCEPTANCE OF GIFTS/DONATIONS **LESS THAN OR EQUAL TO $5,000.**

**NO NEED TO SUBMIT THIS FORM IF THERE ARE NO DONATIONS TO REPORT FOR BELOW REPORTING PERIOD**

Reporting Period: **January 1, 2025 through June 30, 2025**

Department: Animal Services

**NOTES: Please click the drop down arrow for the Type of Donation and do not report multiple donations received from a single donor if the cumulative donations are more than $5,000.**
**Gift cards, gift certificates, visa cards, and checks are considered Cash.**
**Please report only the "Number of Donor" once if multiple donations are received from the same donor. Thank you.**

| Type of Donation | Description of Item Donated | Value | Number of Donor | Donor's Name |
|---|---|---|---|---|
| Cash | Docupet Donation | 0.94 | 1 | Patricia Pompo |
| Cash | Docupet Donation | 2.00 | 1 | Patricia Shields |
| Cash | MED TRU 61265 | 200.00 | 1 | PATTY GONZALEZ |
| Cash | DONATION WEB | 5.00 | 1 | PATTY/MIKE FRANSON/HANEY |
| Cash | Docupet Donation | 5.00 | 1 | Paul Mcmeans |
| Cash | MED TRU 61265 | 100.00 | 1 | PAUL MICHAEL |
| Cash | MED TRU 61265 | 60.00 | 1 | PAUL MONTOYA |
| Cash | DONATION WEB | 25.00 | 1 | PEGGY COHEN |
| Cash | Docupet Donation | 2.16 | 1 | Penny Robinson |
| Cash | MED TRU 61265 | 100.00 | 1 | PHIL SEFRANEK |
| Cash | DONATION WEB | 5.00 | 1 | PHILLIP STIERS |
| Cash | MED TRU 61265 | 50.00 | 1 | PRECIOUS HALLIDAY |
| Cash | MED TRU 61265 | 1.80 | 1 | RAFFAELLA GUNAY |
| Cash | Docupet Donation | 0.94 | 1 | Ramona Perez |
| Cash | Docupet Donation | 2.16 | 1 | Randy Herbert |
| Cash | MED TRU 61265 | 1.00 | 1 | RAQUEL RICE |
| Cash | DONATION WEB | 50.00 | 1 | RAYMOND HART |
| Cash | DONATION WEB | 5.00 | 1 | REBECCA GRECCO |
| Cash | MED TRU 61265 | 0.05 | 1 | REBECCA LUTES |
| Cash | Docupet Donation | 2.22 | 1 | Rebecca Smith |
| Cash | Docupet Donation | 0.72 | 1 | REED BENDER |
| Cash | MED TRU 61265 | 100.00 | 1 | REYNA THOMPSON |
| Cash | DONATION WEB | 20.00 | 1 | RHYS JACKSON |
| Cash | Docupet Donation | 1.29 | 1 | Richard Kruger |
| Cash | MED TRU 61265 | 50.00 | 1 | RICHARD MACIE |
| Cash | Docupet Donation | 10.00 | 1 | Richard Northrup |
| Cash | Docupet Donation | 2.00 | 1 | Richard Platt |
| Cash | Docupet Donation | 5.00 | 1 | Richenda McFarlane |
| Cash | DONATION WEB | 50.00 | 1 | RICK SCHULTE |
| Cash | MED TRU 61265 | 15.00 | 1 | ROBERT ALLEN |
| Cash | Docupet Donation | 0.86 | 1 | Robert Barnett |
| Cash | MED TRU 61265 | 100.00 | 1 | ROBERT FERRONE |
| Cash | Docupet Donation | 1.29 | 1 | Robert Peacock |
| Cash | Docupet Donation | 1.29 | 1 | Roberta Spoon |
| Cash | Docupet Donation | 1.01 | 1 | Robin Richter |
| Cash | Docupet Donation | 1.64 | 1 | Rochelle Dawes |
| Cash | Docupet Donation | 5.00 | 1 | Rodd Stowell |
| Cash | MED TRU 61265 | 10.00 | 1 | ROMAN BENITEZ |
| Cash | DONATION WEB | 100.00 | 1 | RON BALLARD |
| Cash | Docupet Donation | 1.29 | 1 | Ron Smith |
| Cash | Docupet Donation | 0.50 | 1 | Ronel Sidney |
| Cash | Docupet Donation | 2.08 | 1 | Rosario Vasquez |
| Cash | Docupet Donation | 2.00 | 1 | Roselyn Lopez-Uribe |
| Cash | Docupet Donation | 2.00 | 1 | Ruel Dionisio |

SEMI-ANNUAL REPORT OF ACCEPTANCE OF GIFTS/DONATIONS **LESS THAN OR EQUAL TO $5,000.**

**NO NEED TO SUBMIT THIS FORM IF THERE ARE NO DONATIONS TO REPORT FOR BELOW REPORTING PERIOD**

Reporting Period: **January 1, 2025 through June 30, 2025**

Department: Animal Services

**NOTES: Please click the drop down arrow for the Type of Donation and do not report multiple donations received from a single donor if the cumulative donations are more than $5,000.**
**Gift cards, gift certificates, visa cards, and checks are considered Cash.**
**Please report only the "Number of Donor" once if multiple donations are received from the same donor. Thank you.**

| Type of Donation | Description of Item Donated | Value | Number of Donor | Donor's Name |
|---|---|---|---|---|
| Cash | MED TRU 61265 | 50.00 | 1 | RUSSELL CLAYTON |
| Cash | MED TRU 61265 | 1,000.00 | 1 | SALLY FALL |
| Cash | MED TRU 61265 | 200.00 | 1 | SALLY FRAZAR |
| Cash | DONATION WEB | 50.00 | 1 | SALLY HOFFMAN |
| Cash | DONATION WEB | 10.00 | 1 | SAMANTHA BOLTON |
| Cash | Docupet Donation | 1.29 | 1 | Sandra Maola |
| Cash | Docupet Donation | 200.00 | 1 | Sandra Mayo |
| Cash | Docupet Donation | 10.00 | 1 | Sandra Smith |
| Cash | Docupet Donation | 1.62 | 1 | sarah eckhardt |
| Cash | Docupet Donation | 2.00 | 1 | Sarah Hickerson |
| Cash | DONATION WEB | 25.00 | 1 | SAVANNAH HIPES |
| Cash | Docupet Donation | 1.70 | 1 | Scott Edwards |
| Cash | Docupet Donation | 5.00 | 1 | Sean Heath |
| Cash | Docupet Donation | 10.00 | 1 | Sean Rose |
| Cash | Docupet Donation | 0.93 | 1 | Selena Laniel |
| Cash | Docupet Donation | 0.56 | 1 | Shannon Moon |
| Cash | Docupet Donation | 5.00 | 1 | Sharon Ferguson |
| Cash | Docupet Donation | 1.29 | 1 | Sharon McCormack |
| Cash | DONATION WEB | 50.00 | 1 | SHAUN REX |
| Cash | Docupet Donation | 1.66 | 1 | Shawn Pinciotti |
| Cash | Docupet Donation | 1.29 | 1 | Shelley Herron |
| Cash | Docupet Donation | 2.00 | 1 | Shelley Wise |
| Cash | Docupet Donation | 10.00 | 1 | Sheri Clonts |
| Cash | Docupet Donation | 1.01 | 1 | Shirley Robinson |
| Cash | MED TRU 61265 | 10.00 | 1 | SHIRLEY ROMERO |
| Cash | Docupet Donation | 1.01 | 1 | Sito Francisco |
| Cash | MED TRU 61265 | 0.20 | 1 | SKYE WATTERS |
| Cash | MED TRU 61265 | 100.00 | 1 | SOCORRO TARAZON |
| Cash | MED TRU 61265 | 15.00 | 1 | SONDRA ALBINI |
| Cash | Docupet Donation | 10.00 | 1 | Stacy Cady |
| Cash | MED TRU 61265 | 20.00 | 1 | STACY PEKAREK |
| Cash | MED TRU 61265 | 500.00 | 1 | STANISLAW MIKULSKI |
| Cash | Docupet Donation | 10.00 | 1 | Stephanie Bischel |
| Cash | Docupet Donation | 1.29 | 1 | Stephanie Rhoten |
| Cash | Docupet Donation | 0.70 | 1 | Stephanie Zimmerlink |
| Cash | Docupet Donation | 1.29 | 1 | Stephen Tennis |
| Cash | Docupet Donation | 1.29 | 1 | Steve Miranda |
| Cash | MED TRU 61265 | 20.00 | 1 | SUE DAY |
| Cash | Docupet Donation | 1.29 | 1 | Susan Bender |
| Cash | Docupet Donation | 10.00 | 1 | Susan Cox |
| Cash | Docupet Donation | 1.29 | 1 | Susan Jennings |
| Cash | Docupet Donation | 0.70 | 1 | Susan Muha |
| Cash | Docupet Donation | 5.00 | 1 | Susan Summerer |
| Cash | Docupet Donation | 2.06 | 1 | Suzan Reiner |

SEMI-ANNUAL REPORT OF ACCEPTANCE OF GIFTS/DONATIONS **LESS THAN OR EQUAL TO $5,000.**

**NO NEED TO SUBMIT THIS FORM IF THERE ARE NO DONATIONS TO REPORT FOR BELOW REPORTING PERIOD**

Reporting Period: **January 1, 2025 through June 30, 2025**

Department: Animal Services

**NOTES: Please click the drop down arrow for the Type of Donation and do not report multiple donations received from a single donor if the cumulative donations are more than $5,000.**
**Gift cards, gift certificates, visa cards, and checks are considered Cash.**
**Please report only the "Number of Donor" once if multiple donations are received from the same donor. Thank you.**

| Type of Donation | Description of Item Donated | Value | Number of Donor | Donor's Name |
|---|---|---|---|---|
| Cash | MED TRU 61265 | 1,000.00 | 1 | SWEETWATER WOMAN'S CLUB |
| Cash | Docupet Donation | 0.40 | 1 | sylbourn shackleford |
| Cash | Docupet Donation | 2.00 | 1 | Sylvia Imel |
| Cash | Docupet Donation | 1.68 | 1 | Sylvia Squibb |
| Cash | Docupet Donation | 2.00 | 1 | Tamara Warren |
| Cash | Docupet Donation | 1.65 | 1 | Tammy Julian-Ritcher |
| Cash | Docupet Donation | 2.00 | 1 | Tania George |
| Cash | Docupet Donation | 0.58 | 1 | Tanner Hall |
| Cash | MED TRU 61265 | 100.00 | 1 | TARA MILLER |
| Cash | DONATION WEB | 100.00 | 1 | TATJANA SOLI |
| Cash | DONATION WEB | 10.00 | 1 | TERESA FAGAN |
| Cash | Docupet Donation | 5.00 | 1 | Teresa Hines |
| Cash | Docupet Donation | 5.00 | 1 | Teresa Mobley |
| Cash | Docupet Donation | 10.00 | 1 | Teresa Piccolo |
| Cash | MED TRU 61265 | 90.00 | 1 | TERI CORDOVA |
| Cash | Docupet Donation | 0.35 | 1 | Terri Graham |
| Cash | Docupet Donation | 1.29 | 1 | Terry Cook |
| Cash | Docupet Donation | 1.00 | 1 | Terry Williams |
| Cash | MED TRU 61265 | 1,177.45 | 1 | THE SAN DIEGO FOUNDATION |
| Cash | DONATION WEB | 5.00 | 1 | THELMA HERNANDEZ |
| Cash | Docupet Donation | 25.00 | 1 | Thomas Vesco |
| Cash | Docupet Donation | 2.50 | 1 | Timothy Hill |
| Cash | Docupet Donation | 2.00 | 1 | Tom Winters |
| Cash | MED TRU 61265 | 19.00 | 1 | TOUFIC TABSHOURI |
| Cash | Docupet Donation | 10.00 | 1 | Tracey Moe |
| Cash | Docupet Donation | 5.00 | 1 | Tracey Smith |
| Cash | Docupet Donation | 2.08 | 1 | Tracy Ellis |
| Cash | DONATION WEB | 200.00 | 1 | TRAM DO |
| Cash | Docupet Donation | 1.29 | 1 | Trevor Scott |
| Cash | Docupet Donation | 0.56 | 1 | Tricia Epperly |
| Cash | MED TRU 61265 | 100.00 | 1 | TUNG THI TRUONG |
| Cash | MED TRU 61265 | 347.26 | 1 | UNKNOWN UNKNOWN |
| Cash | Docupet Donation | 10.00 | 1 | Uriel Cadsap |
| Cash | MED TRU 61265 | 40.00 | 1 | VANESSA MELLON |
| Cash | Docupet Donation | 1.29 | 1 | Vera Raygoza |
| Cash | Docupet Donation | 1.00 | 1 | Veronica Aguilera |
| Cash | MED TRU 61265 | 50.00 | 1 | VICKI URZETTA |
| Cash | MED TRU 61265 | 80.00 | 1 | VICKY WITTORFF |
| Cash | Docupet Donation | 5.00 | 1 | Waylon Hooker |
| Cash | Docupet Donation | 5.00 | 1 | Wendy Tayer |
| Cash | Docupet Donation | 5.00 | 1 | Wenjie Wang |
| Cash | Docupet Donation | 10.00 | 1 | William Howatt |
| Cash | DONATION WEB | 35.00 | 1 | WILMA DAUBMAN |
| Cash | MED TRU 61265 | 100.00 | 1 | YENDI TRAN |

SEMI-ANNUAL REPORT OF ACCEPTANCE OF GIFTS/DONATIONS **LESS THAN OR EQUAL TO $5,000.**

**NO NEED TO SUBMIT THIS FORM IF THERE ARE NO DONATIONS TO REPORT FOR BELOW REPORTING PERIOD**

Reporting Period: **January 1, 2025 through June 30, 2025**

Department: Animal Services

**NOTES: Please click the drop down arrow for the Type of Donation and do not report multiple donations received from a single donor if the cumulative donations are more than $5,000.**
**Gift cards, gift certificates, visa cards, and checks are considered Cash.**
**Please report only the "Number of Donor" once if multiple donations are received from the same donor. Thank you.**

| Type of Donation | Description of Item Donated | Value | Number of Donor | Donor's Name |
|---|---|---|---|---|

| | | |
|---|---|---|
| **TOTAL CASH** | 21,035.57 | 572 |
| **TOTAL NON-CASH** | $ | |
| **GRAND TOTAL** | 21,035.57 | 572 |

**Preparer Name:** Caroline Mosher
**Preparer Phone:** 760-496-9225

**Authorized Approver Name:** Renante Remulla
**Authorized Approver Title:** Admin Services Manager I

# County of San Diego
# Auditor and Controller
# Semi-Annual Report of Gifts/Donations Received
# For Less Than or Equal to $5,000

To: Emilie Kotik
Auditor and Controller
Financial Accounting and Reporting Division
(619) 539-5230
emilie.kotik@sdcounty.ca.gov

From: BOS - District 3
Reporting Department/Division

Prepared By: Christopher Geronimo Phone: 619-531-5423

Title: Board Assistant

Please check if applicable:

☐ 1. The department did not receive any gifts/donations for less or equal to $5,000 for reporting period 01/01/2025 through 06/30/2025.

☒ 2. The department received gifts/donations for less or equal to $5,000 for reporting period 01/01/2025 through 06/30/2025.

**Please do not report on the attached worksheet multiple donations received from a single donor if the cumulative donations are more than $5,000 for the sixth-month period 01/01/2025 through 06/30/2025.**

******ALL INFORMATION SHOWN ABOVE MUST BE COMPLETED BY THE PREPARER BEFORE eSIGNING THE FORM******

## If box 1 is checked:

**Preparer: Click on the "Preparer Signature" to digitally sign this document (you will be prompted to save the document). (NOTE: If box 1 is selected, do not submit the Excel worksheet)**

**Department Head/Authorized Agent: Put your title and phone number in first before signing. Click on the signature box to digitally sign this document (you will also be prompted to save the document). Send this checklist to the individual listed above.**

## If box 2 is checked:

**Preparer:**

- **Enter donations in the attached Excel worksheet. Include name and phone number.**
- **Email Excel worksheet and checklist to your Department Head or Authorized Agent for their review and signature.**

**Department Head/Authorized Agent:**

- **On the Excel worksheet, review and validate that the information is accurate. Include name and title.**
- **Send both this checklist and the Excel worksheet to the individual listed above.**

**I certify that the Excel Spreadsheet sent with this checklist is complete and accurate to the best of my knowledge.**

Christopher Geronimo Digitally signed by Christopher Geronimo Date: 2025.07.21 08:44:15 -07'00'

Preparer Signature

Natalya Vasquez 619-531-9466

Department Head or Authorized Agent Title Phone

**I certify that the Excel Spreadsheet sent with this checklist is complete and accurate to the best of my knowledge.**

Natalya Vasquez Digitally signed by Natalya Vasquez Date: 2025.07.21 09:15:52 -07'00'

Department Head or Authorized Agent Signature

Rev. 07/25

SEMI-ANNUAL REPORT OF ACCEPTANCE OF GIFTS/DONATIONS **LESS THAN OR EQUAL TO $5,000.**

**NO NEED TO SUBMIT THIS FORM IF THERE ARE NO DONATIONS TO REPORT FOR BELOW REPORTING PERIOD**

Reporting Period: January 1, 2025 through June 30, 2025

Department: BOS - District 3

**NOTES:** **Please click the drop down arrow for the Type of Donation and do not report multiple donations received from a single donor if the cumulative donations are more than $5,000.**
**Gift cards, gift certificates, visa cards, and checks are considered Cash.**
**Please report only the "Number of Donor" once if multiple donations are received from the same donor. Thank you.**

| Type of Donation | Description of Item Donated | Value | Number of Donor | Donor's Name |
|---|---|---|---|---|
| Cash | BOS Special Events Trust Fund | 4,999.00 | 1 | Cox Communication |
| Cash | BOS Special Events Trust Fund | 4,999.00 | 1 | San Diego Probation Officer Association |
| Cash | BOS Special Events Trust Fund | 4,999.00 | 1 | United Domestic Workers of America |
| Cash | BOS Special Events Trust Fund | 4,999.00 | 1 | David Wick |
| Cash | BOS Special Events Trust Fund | 4,999.00 | 1 | Todd Walters |
| Cash | BOS Special Events Trust Fund | 2,000.00 | 1 | San Diego & Imperial Counties Labor Coun |
| Cash | BOS Special Events Trust Fund | 1,500.00 | 1 | Scripps |
| Cash | BOS Special Events Trust Fund | 4,995.00 | 1 | Deputy Sheriffs' Association |
| Cash | BOS Special Events Trust Fund | 2,500.00 | 1 | SD Building and Construction Trades Council |
| Cash | BOS Special Events Trust Fund | 4,500.00 | 1 | Rams Hills |

| | | |
|---|---|---|
| **TOTAL CASH** | 40,490.00 | 10 |
| **TOTAL NON-CASH** | $ | |
| **GRAND TOTAL** | 40,490.00 | 10 |

**Preparer Name:** Christopher Geronimo
**Preparer Phone:** 619-531-5423

**Authorized Approver Name:** Natalya Vasquez
**Authorized Approver Title:** Group Program Manager

# County of San Diego
# Auditor and Controller
# Semi-Annual Report of Gifts/Donations Received
# For Less Than or Equal to $5,000

To: Emilie Kotik
Auditor and Controller
Financial Accounting and Reporting Division
(619) 539-5230
emilie.kotik@sdcounty.ca.gov

From: CHILD SUPPORT SERVICES
Reporting Department/Division

Prepared By: MARIA C. HERRERA Phone: 858-650-6545

Title: ADMINISTRATIVE SECRETARY IV

Please check if applicable:

☐ 1. The department did not receive any gifts/donations for less or equal to $5,000 for reporting period 01/01/2025 through 06/30/2025.

☒ 2. The department received gifts/donations for less or equal to $5,000 for reporting period 01/01/2025 through 06/30/2025.

**Please do not report on the attached worksheet multiple donations received from a single donor if the cumulative donations are more than $5,000 for the sixth-month period 01/01/2025 through 06/30/2025.**

******ALL INFORMATION SHOWN ABOVE MUST BE COMPLETED BY THE PREPARER BEFORE eSIGNING THE FORM******

## If box 1 is checked:

**Preparer: Click on the "Preparer Signature" to digitally sign this document (you will be prompted to save the document). (NOTE: If box 1 is selected, do not submit the Excel worksheet)**

**Department Head/Authorized Agent: Put your title and phone number in first before signing. Click on the signature box to digitally sign this document (you will also be prompted to save the document). Send this checklist to the individual listed above.**

## If box 2 is checked:

**Preparer:**

- **Enter donations in the attached Excel worksheet. Include name and phone number.**
- **Email Excel worksheet and checklist to your Department Head or Authorized Agent for their review and signature.**

**Department Head/Authorized Agent:**

- **On the Excel worksheet, review and validate that the information is accurate. Include name and title.**
- **Send both this checklist and the Excel worksheet to the individual listed above.**

**I certify that the Excel Spreadsheet sent with this checklist is complete and accurate to the best of my knowledge.**

Preparer Signature

STEVE LUJAN
Department Head or Authorized Agent Title

858-650-6539
Phone

**I certify that the Excel Spreadsheet sent with this checklist is complete and accurate to the best of my knowledge.**

Department Head or Authorized Agent Signature

Rev. 07/25

SEMI-ANNUAL REPORT OF ACCEPTANCE OF GIFTS/DONATIONS **LESS THAN OR EQUAL TO $5,000.**

**NO NEED TO SUBMIT THIS FORM IF THERE ARE NO DONATIONS TO REPORT FOR BELOW REPORTING PERIOD**

Reporting Period: **January 1, 2025 through June 30, 2025**

Department: CHILD SUPPORT SERVICES

**NOTES: Please click the drop down arrow for the Type of Donation and do not report multiple donations received from a single donor if the cumulative donations are more than $5,000.**
**Gift cards, gift certificates, visa cards, and checks are considered Cash.**
**Please report only the "Number of Donor" once if multiple donations are received from the same donor. Thank you.**

| Type of Donation | Description of Item Donated | Value | Number of Donor | Donor's Name |
|---|---|---|---|---|
| Cash | CostCo Gift Card (physical gift card) | 100.00 | 1 | CostCo (Rancho Del Rey location) |

| | | |
|---|---|---|
| **TOTAL CASH** | 100.00 | 1 |
| **TOTAL NON-CASH** | $ | |
| **GRAND TOTAL** | 100.00 | 1 |

**Preparer Name:** MARIA C. HERRERA
**Preparer Phone:** 858-650-6545

**Authorized Approver Name:** STEVE LUJAN
**Authorized Approver Title:** ASSISTANT DIRECTOR

# County of San Diego
# Auditor and Controller
# Semi-Annual Report of Gifts/Donations Received
# For Less Than or Equal to $5,000

To: Emilie Kotik
Auditor and Controller
Financial Accounting and Reporting Division
(619) 539-5230
emilie.kotik@sdcounty.ca.gov

From: DEPARTMENT OF ENVIRONMENTAL HEALTH AND QUALITY
Reporting Department/Division

Prepared By: Jocelyn Y. Gobasco Phone: (858) 505 -6883

Title: Associate Accountant

Please check if applicable:

☐ 1. The department did not receive any gifts/donations for less or equal to $5,000 for reporting period 01/01/2025 through 06/30/2025.

☒ 2. The department received gifts/donations for less or equal to $5,000 for reporting period 01/01/2025 through 06/30/2025.

**Please do not report on the attached worksheet multiple donations received from a single donor if the cumulative donations are more than $5,000 for the sixth-month period 01/01/2025 through 06/30/2025.**

******ALL INFORMATION SHOWN ABOVE MUST BE COMPLETED BY THE PREPARER BEFORE eSIGNING THE FORM******

## If box 1 is checked:

**Preparer: Click on the "Preparer Signature" to digitally sign this document (you will be prompted to save the document). (NOTE: If box 1 is selected, do not submit the Excel worksheet)**

**Department Head/Authorized Agent: Put your title and phone number in first before signing. Click on the signature box to digitally sign this document (you will also be prompted to save the document). Send this checklist to the individual listed above.**

## If box 2 is checked:

**Preparer:**

- **Enter donations in the attached Excel worksheet. Include name and phone number.**
- **Email Excel worksheet and checklist to your Department Head or Authorized Agent for their review and signature.**

**Department Head/Authorized Agent:**

- **On the Excel worksheet, review and validate that the information is accurate. Include name and title.**
- **Send both this checklist and the Excel worksheet to the individual listed above.**

**I certify that the Excel Spreadsheet sent with this checklist is complete and accurate to the best of my knowledge.**

Jocelyn Gobasco Digitally signed by Jocelyn Gobasco Date: 2025.07.02 15:02:57 -07'00'

Preparer Signature

RYAN T. GARCIA, PRINCIPAL ACCOUNTANT (619) 371-6435

Department Head or Authorized Agent Title Phone

**I certify that the Excel Spreadsheet sent with this checklist is complete and accurate to the best of my knowledge.**

Ryan T Garcia Digitally signed by Ryan T Garcia Date: 2025.07.09 11:06:35 -07'00'

Department Head or Authorized Agent Signature

Rev. 11/24

SEMI-ANNUAL REPORT OF ACCEPTANCE OF GIFTS/DONATIONS **LESS THAN OR EQUAL TO $5,000.**

**NO NEED TO SUBMIT THIS FORM IF THERE ARE NO DONATIONS TO REPORT FOR BELOW REPORTING PERIOD**

Reporting Period: **January 01, 2025 through June 30, 2025**

Department: **DEPARTMENT OF ENVIRONMENTAL HEALTH AND QUALITY**

**NOTES:** **Please click the drop down arrow for the Type of Donation and do not report multiple donations received from a single donor if the cumulative donations are more than $5,000.**
**Gift cards, gift certificates, visa cards, and checks are considered Cash.**
**Please report only the "Number of Donor" once if multiple donations are received from the same donor. Thank you.**

| Type of Donation | Description of Item Donated | Value | Number of Donor | Donor's Name |
|---|---|---|---|---|
| Non-Cash | Advanced Environmental Crimes Training Program at the California Specialized Training Center, Camp San Luis Obispo, California 93401 from 03/11-21/2025 . PARTICIPANT: Ryan T. White - Hotel & Taxes and fees for $1,880.59 | 1,880.59 | 1 | US EPA - CID |
| Cash | Advanced Environmental Crimes Training Program at the California Specialized Training Center, Camp San Luis Obispo, California 93401 from 03/11-21/2025. PARTICIPANT: RYAN T. WHITE - Check for $525.00 to cover per diem | 955.00 | 1 | CHMIA (Donor of Cash and Non-Cash) |
| Non-Cash | 38TH Annual CHMIA Training Conference - 2757 Shell Beach Rd., Pismo Beach, CA. 92449 04/30-05/02/2025. PARTICIPANTS: Zoraida Moreno & Kelly Robertson ( meals $ 190.00; incidentals $40.00; registration $200.00 ) $430.00 | 1,735.04 | 0 | |
| Cash | 38TH Annual CHMIA Training Conference - 2757 Shell Beach Rd., Pismo Beach, CA. 92449 04/30-05/02/2025. PARTICIPANTS: Hotel accomodation for Zoraida Moreno $650.64, Kelly Robertson $ 650.64 and Leon Wirschem $433.76 or a total of $1,735.04 | 1,287.06 | 1 | NUCLEAR REGULATORY COMMISSION (NRC) |
| Non-Cash | Irradiator Technology Course, Anaheim, CA. 92908 02/11/2025-02/14/2025 ( all travel expenses covered by NRC - meals, transportation, incidentals, registration and other expenses) PARTICIPANT:RON YONEMITSU | 23.00 | 1 | CCDEH |
| Non-Cash | CCDEH REGION IV MEETING - Santa Ana, CA. 92705 (COVERED LUNCH) 05/21/2025. ATTENDEE: ROMINA SCHIESS | 2,119.07 | 1 | CEHA |
| | The 2025 AES CEHA Speaker Registration Discount on April 15, 2025 has been applied for Jeff Arsua and Rodiesha Rice, resulting in a total discount of $590 ($295 per person). Their original registration fee of $650 has been reduced to $355 each as part of the speaker rate. Travel expenses, hotel fees for 2025 CEHA AES for Ernesto Reyes (CEHA Chapter president) paid by the local CEHA Southwest Chapter $1,529.07 | | | |

SEMI-ANNUAL REPORT OF ACCEPTANCE OF GIFTS/DONATIONS **LESS THAN OR EQUAL TO $5,000.**

**NO NEED TO SUBMIT THIS FORM IF THERE ARE NO DONATIONS TO REPORT FOR BELOW REPORTING PERIOD**

Reporting Period: **January 01, 2025 through June 30, 2025**

Department: **DEPARTMENT OF ENVIRONMENTAL HEALTH AND QUALITY**

**NOTES:** **Please click the drop down arrow for the Type of Donation and do not report multiple donations received from a single donor if the cumulative donations are more than $5,000.**
**Gift cards, gift certificates, visa cards, and checks are considered Cash.**
**Please report only the "Number of Donor" once if multiple donations are received from the same donor. Thank you.**

| Type of Donation | Description of Item Donated | Value | Number of Donor | Donor's Name |
|---|---|---|---|---|
| **Non-Cash** | **Free meal (lunch) provided during the IVM Meeting last 01/15/2025 at Garden Grove Blvd.., Garden Grove, CA. 92869, attendees are: Jason Mendoza, Jorell Tuncap and jessica A. Dieckmann for $23.00 each. $69.00** | **69.00** | **1** | **IVM WORK GROUP** |
| | | | | |
| | | | | |
| | | | | |
| | | | | |
| | | | | |
| | | | | |
| | | | | |
| | | | | |
| | | | | |
| | | | | |
| | | | | |
| | | | | |
| | | | | |
| | | | | |
| | | | | |
| | | | | |
| | | | | |
| | | | | |
| | | | | |
| | | | | |
| | | | | |
| | | | | |
| | | | | |

| | | |
|---|---|---|
| **TOTAL CASH** | 2,242.06 | 2 |
| **TOTAL NON-CASH** | 5,826.70 | 4 |
| **GRAND TOTAL** | 8,068.76 | 6 |

**Preparer Name:** JOCELYN Y. GOBASCO, ASSOCIATE ACCOUNTANT
**Preparer Phone:** (858) 505 -6883

**Authorized Approver Name:** RYAN T. GARCIA
**Authorized Approver Title:** PRINCIPAL ACCOUNTANT

# County of San Diego
# Auditor and Controller
# Semi-Annual Report of Gifts/Donations Received
# For Less Than or Equal to $5,000

To: Emilie Kotik
Auditor and Controller
Financial Accounting and Reporting Division
(619) 539-5230
emilie.kotik@sdcounty.ca.gov

From: HHSA CHILD AND FAMILY WELL BEING (CFWB)
Reporting Department/Division

Prepared By: MICHELLE VICENTE Phone: 858-616-5829

Title: ADMIN ANALYST III

Please check if applicable:

☐ 1. The department did not receive any gifts/donations for less or equal to $5,000 for reporting period 01/01/2025 through 06/30/2025.

☒ 2. The department received gifts/donations for less or equal to $5,000 for reporting period 01/01/2025 through 06/30/2025.

**Please do not report on the attached worksheet multiple donations received from a single donor if the cumulative donations are more than $5,000 for the sixth-month period 01/01/2025 through 06/30/2025.**

******ALL INFORMATION SHOWN ABOVE MUST BE COMPLETED BY THE PREPARER BEFORE eSIGNING THE FORM******

## If box 1 is checked:

**Preparer: Click on the "Preparer Signature" to digitally sign this document (you will be prompted to save the document). (NOTE: If box 1 is selected, do not submit the Excel worksheet)**

**Department Head/Authorized Agent: Put your title and phone number in first before signing. Click on the signature box to digitally sign this document (you will also be prompted to save the document). Send this checklist to the individual listed above.**

## If box 2 is checked:

**Preparer:**

- **Enter donations in the attached Excel worksheet. Include name and phone number.**
- **Email Excel worksheet and checklist to your Department Head or Authorized Agent for their review and signature.**

**Department Head/Authorized Agent:**

- **On the Excel worksheet, review and validate that the information is accurate. Include name and title.**
- **Send both this checklist and the Excel worksheet to the individual listed above.**

**I certify that the Excel Spreadsheet sent with this checklist is complete and accurate to the best of my knowledge.**

Michelle.Vicente@sdcounty.ca.gov Digitally signed by Michelle.Vicente@sdcounty.ca.gov Date: 2025.08.01 13:44:48 -07'00'

Preparer Signature

PEDRO MAYORAL, DEPT BUDGET MANAGER 858-308-2877

Department Head or Authorized Agent Title Phone

**I certify that the Excel Spreadsheet sent with this checklist is complete and accurate to the best of my knowledge.**

Pedro Mayoral Digitally signed by Pedro Mayoral Date: 2025.08.01 14:01:58 -07'00'

Department Head or Authorized Agent Signature

Rev. 07/25

SEMI-ANNUAL REPORT OF ACCEPTANCE OF GIFTS/DONATIONS **LESS THAN OR EQUAL TO $5,000.**

**NO NEED TO SUBMIT THIS FORM IF THERE ARE NO DONATIONS TO REPORT FOR BELOW REPORTING PERIOD**

Reporting Period: January 1, 2025 through June 30, 2025

Department: HHSA Child and Family Well Being (CFWB)

**NOTES:** **Please click the drop down arrow for the Type of Donation and do not report multiple donations received from a single donor if the cumulative donations are more than $5,000.**
**Gift cards, gift certificates, visa cards, and checks are considered Cash.**
**Please report only the "Number of Donor" once if multiple donations are received from the same donor. Thank you.**

| Type of Donation | Description of Item Donated | Value | Number of Donor | Donor's Name |
|---|---|---|---|---|
| Cash | Cash | 2.20 | 1 | Anonymous |
| Cash | Check #7348 - 1/3/25 | 50.00 | 1 | Elijiah and Leilani Dysthe |
| Cash | Check #0006725121 - 1/13/25 | 11.02 | 1 | Inland Empire Health Plan |
| Cash | Check #0006760798 4/02/25 | 11.02 | | Inland Empire Health Plan |
| Cash | Check #1007 4/28/25 | 1,000.00 | 1 | Lisa M. Lane |
| Non-Cash | 33 Toys - 2/11/25 | 726.00 | 1 | Promises2Kids |
| Non-Cash | 24 Art Supplies - 2/11/25 | 312.00 | | Promises2Kids |
| Non-Cash | 37 Toys - 3/19/25 | 814.00 | | Promises2Kids |
| Non-Cash | 32 Toys - 4/03/25 | 704.00 | | Promises2Kids |
| Non-Cash | 6 Art Supplies 4/03/25 | 78.00 | | Promises2Kids |
| Non-Cash | 72 Sports equipment 4/03/25 | 1,656.00 | | Promises2Kids |
| Cash | Check #9976 - 1/22/25 | 100.00 | 1 | Vanmala Nivsarkar |
| | | | | |
| | | | | |

| | | |
|---|---|---|
| **TOTAL CASH** | 1,174.24 | 5.00 |
| **TOTAL NON-CASH** | 4,290.00 | 1.00 |
| **GRAND TOTAL** | 5,464.24 | 6 |

**Preparer Name:** Michelle Vicente, AAIII
**Preparer Phone:** 858-616-5829

**Authorized Approver Name:** Pedro Mayoral
**Authorized Approver Title:** Dept Budget Manager

# County of San Diego
# Auditor and Controller
# Semi-Annual Report of Gifts/Donations Received
# For Less Than or Equal to $5,000

To: Emilie Kotik
Auditor and Controller
Financial Accounting and Reporting Division
(619) 539-5230
emilie.kotik@sdcounty.ca.gov

From: HHSA - Edgemoor DPSNF
Reporting Department/Division

Prepared By: Jon Alonzo Phone: 619-596-5503

Title: AA II

Please check if applicable:

☐ 1. The department did not receive any gifts/donations for less or equal to $5,000 for reporting period 01/01/2025 through 06/30/2025.

☒ 2. The department received gifts/donations for less or equal to $5,000 for reporting period 01/01/2025 through 06/30/2025.

**Please do not report on the attached worksheet multiple donations received from a single donor if the cumulative donations are more than $5,000 for the sixth-month period 01/01/2025 through 06/30/2025.**

******ALL INFORMATION SHOWN ABOVE MUST BE COMPLETED BY THE PREPARER BEFORE eSIGNING THE FORM******

## If box 1 is checked:

**Preparer: Click on the "Preparer Signature" to digitally sign this document (you will be prompted to save the document). (NOTE: If box 1 is selected, do not submit the Excel worksheet)**

**Department Head/Authorized Agent: Put your title and phone number in first before signing. Click on the signature box to digitally sign this document (you will also be prompted to save the document). Send this checklist to the individual listed above.**

## If box 2 is checked:

**Preparer:**

- **Enter donations in the attached Excel worksheet. Include name and phone number.**
- **Email Excel worksheet and checklist to your Department Head or Authorized Agent for their review and signature.**

**Department Head/Authorized Agent:**

- **On the Excel worksheet, review and validate that the information is accurate. Include name and title.**
- **Send both this checklist and the Excel worksheet to the individual listed above.**

**I certify that the Excel Spreadsheet sent with this checklist is complete and accurate to the best of my knowledge.**

Jon Alonzo Digitally signed by Jon Alonzo Date: 2025.07.22 09:55:59 -07'00'

Preparer Signature

Administrator/Deputy Director 619-596-5513

Department Head or Authorized Agent Title Phone

**I certify that the Excel Spreadsheet sent with this checklist is complete and accurate to the best of my knowledge.**

Erin.Chancler@sdcounty.ca.gov Digitally signed by Erin.Chancler@sdcounty.ca.gov Date: 2025.07.22 10:11:19 -07'00'

Department Head or Authorized Agent Signature

Rev. 07/25

SEMI-ANNUAL REPORT OF ACCEPTANCE OF GIFTS/DONATIONS **LESS THAN OR EQUAL TO $5,000.**

**NO NEED TO SUBMIT THIS FORM IF THERE ARE NO DONATIONS TO REPORT FOR BELOW REPORTING PERIOD**

Reporting Period: January 1, 2025 through June 30, 2025

Department: HHSA - Edgemoor DPSNF

**NOTES:** **Please click the drop down arrow for the Type of Donation and do not report multiple donations received from a single donor if the cumulative donations are more than $5,000.**
**Gift cards, gift certificates, visa cards, and checks are considered Cash.**
**Please report only the "Number of Donor" once if multiple donations are received from the same donor. Thank you.**

| Type of Donation | Description of Item Donated | Value | Number of Donor | Donor's Name |
|---|---|---|---|---|
| Non-Cash | 15 San Diego County Fair Admission Tickets | 300.00 | 1 | Donna O'Leary |
| Cash | Cash | 61.47 | 1 | Blackrock Midstream LLC (Interest Earned) |

| | | |
|---|---|---|
| **TOTAL CASH** | 61.47 | 1 |
| **TOTAL NON-CASH** | 300.00 | 1 |
| **GRAND TOTAL** | 361.47 | 2 |

**Preparer Name:** Jon Alonzo
**Preparer Phone:** 619-596-5503

**Authorized Approver Name:** Erin Chancler
**Authorized Approver Title:** Administrator/Deputy Director

# County of San Diego
# Auditor and Controller
# Semi-Annual Report of Gifts/Donations Received
# For Less Than or Equal to $5,000

To: Emilie Kotik
Auditor and Controller
Financial Accounting and Reporting Division
(619) 539-5230
emilie.kotik@sdcounty.ca.gov

From: HHSA- Medical Care Services
Reporting Department/Division

Prepared By: Sandy Cortez Phone: 619-695-7976

Title: Administrative Analyst II

Please check if applicable:

☐ 1. The department did not receive any gifts/donations for less or equal to $5,000 for reporting period 01/01/2025 through 06/30/2025.

☒ 2. The department received gifts/donations for less or equal to $5,000 for reporting period 01/01/2025 through 06/30/2025.

**Please do not report on the attached worksheet multiple donations received from a single donor if the cumulative donations are more than $5,000 for the sixth-month period 01/01/2025 through 06/30/2025.**

******ALL INFORMATION SHOWN ABOVE MUST BE COMPLETED BY THE PREPARER BEFORE eSIGNING THE FORM******

## If box 1 is checked:

**Preparer: Click on the "Preparer Signature" to digitally sign this document (you will be prompted to save the document). (NOTE: If box 1 is selected, do not submit the Excel worksheet)**

**Department Head/Authorized Agent: Put your title and phone number in first before signing. Click on the signature box to digitally sign this document (you will also be prompted to save the document). Send this checklist to the individual listed above.**

## If box 2 is checked:

**Preparer:**

- **Enter donations in the attached Excel worksheet. Include name and phone number.**
- **Email Excel worksheet and checklist to your Department Head or Authorized Agent for their review and signature.**

**Department Head/Authorized Agent:**

- **On the Excel worksheet, review and validate that the information is accurate. Include name and title.**
- **Send both this checklist and the Excel worksheet to the individual listed above.**

**I certify that the Excel Spreadsheet sent with this checklist is complete and accurate to the best of my knowledge.**

Sandy Cortez Digitally signed by Sandy Cortez Date: 2025.08.04 14:28:33 -07'00'

Preparer Signature

Departmental Budget Manager 619-820-1802

Department Head or Authorized Agent Title Phone

**I certify that the Excel Spreadsheet sent with this checklist is complete and accurate to the best of my knowledge.**

Tamara Murphy Digitally signed by Tamara Murphy Date: 2025.08.05 14:08:37 -07'00'

Department Head or Authorized Agent Signature

Rev. 07/25

SEMI-ANNUAL REPORT OF ACCEPTANCE OF GIFTS/DONATIONS **LESS THAN OR EQUAL TO $5,000.**

Reporting Period: January 1, 2024 through June 30, 2025

Department: HHSA- Medical Care Services

**NOTES: Please click the drop down arrow for the Type of Donation and do not report multiple donations received from a single donor if the cumulative donations are more than $5,000.**
**Gift cards, gift certificates, visa cards, and checks are considered Cash.**
**Please report only the "Number of Donor" once if multiple donations are received from the same donor. Thank you.**

| Type of Donation | Description of Item Donated | Value | Number of Donor | Donor's Name |
|---|---|---|---|---|
| | | | | |
| Non-Cash | Used clothes and blankets ($20x74 bags) | $1,480 | 1 | Gently Hugged |

| | | |
|---|---|---|
| **TOTAL CASH** | - | |
| **TOTAL NON-CASH** | 1,480 | 1 |
| **GRAND TOTAL** | 1,480 | 1 |

**Preparer Name:** Tyreen Arcega
**Preparer Phone:** 619-510-9497

**Authorized Approver Name:** Tamara Murphy
**Authorized Approver Title:** Departmental Budget Manager

# County of San Diego
# Auditor and Controller
# Semi-Annual Report of Gifts/Donations Received
# For Less Than or Equal to $5,000

To: Emilie Kotik
Auditor and Controller
Financial Accounting and Reporting Division
(619) 539-5230
emilie.kotik@sdcounty.ca.gov

From: HHSA-HSEC - Community Health Promotion
Reporting Department/Division

Prepared By: Tina Bagsic Phone: (619) 380-0008

Title: Administrative Analyst III

Please check if applicable:

☐ 1. The department did not receive any gifts/donations for less or equal to $5,000 for reporting period 01/01/2025 through 06/30/2025.

☒ 2. The department received gifts/donations for less or equal to $5,000 for reporting period 01/01/2025 through 06/30/2025.

**Please do not report on the attached worksheet multiple donations received from a single donor if the cumulative donations are more than $5,000 for the sixth-month period 01/01/2025 through 06/30/2025.**

******ALL INFORMATION SHOWN ABOVE MUST BE COMPLETED BY THE PREPARER BEFORE eSIGNING THE FORM******

## If box 1 is checked:

**Preparer: Click on the "Preparer Signature" to digitally sign this document (you will be prompted to save the document). (NOTE: If box 1 is selected, do not submit the Excel worksheet)**

**Department Head/Authorized Agent: Put your title and phone number in first before signing. Click on the signature box to digitally sign this document (you will also be prompted to save the document). Send this checklist to the individual listed above.**

## If box 2 is checked:

**Preparer:**

- **Enter donations in the attached Excel worksheet. Include name and phone number.**
- **Email Excel worksheet and checklist to your Department Head or Authorized Agent for their review and signature.**

**Department Head/Authorized Agent:**

- **On the Excel worksheet, review and validate that the information is accurate. Include name and title.**
- **Send both this checklist and the Excel worksheet to the individual listed above.**

**I certify that the Excel Spreadsheet sent with this checklist is complete and accurate to the best of my knowledge.**

Bagsic, Tina — Digitally signed by Bagsic, Tina Date: 2025.08.04 14:10:10 -07'00'

Preparer Signature

Director — 619-515-6574

Department Head or Authorized Agent Title — Phone

**I certify that the Excel Spreadsheet sent with this checklist is complete and accurate to the best of my knowledge.**

Riccitelli, Carey — Digitally signed by Riccitelli, Carey Date: 2025.08.05 13:10:37 -07'00'

Department Head or Authorized Agent Signature

Rev. 07/25

SEMI-ANNUAL REPORT OF ACCEPTANCE OF GIFTS/DONATIONS **LESS THAN OR EQUAL TO $5,000.**

**NO NEED TO SUBMIT THIS FORM IF THERE ARE NO DONATIONS TO REPORT FOR BELOW REPORTING PERIOD**

Reporting Period: **January 1, 2025 through June 30, 2025**

Department: HHSA-HSEC - Community HealthPromotion

**NOTES: Please click the drop down arrow for the Type of Donation and do not report multiple donations received from a single donor if the cumulative donations are more than $5,000.**
**Gift cards, gift certificates, visa cards, and checks are considered Cash.**
**Please report only the "Number of Donor" once if multiple donations are received from the same donor. Thank you.**

| Type of Donation | Description of Item Donated | Value | Number of Donor | Donor's Name |
|---|---|---|---|---|
| Non-Cash | Pastries for Community Event | $ 100.00 | 1 | Northgate Market |
| | | | | |
| | | | | |
| | | | | |
| | | | | |
| | | | | |
| | | | | |
| | | | | |
| | | | | |
| | | | | |
| | | | | |
| | | | | |
| | | | | |
| | | | | |
| | | | | |
| | | | | |
| | | | | |
| | | | | |
| | | | | |
| | | | | |
| | | | | |
| | | | | |
| | | | | |
| | | | | |
| | | | | |
| | | | | |
| | | | | |
| | | | | |
| | | | | |
| | | | | |
| | | | | |

| | | | |
|---|---|---|---|
| **TOTAL CASH** | $ | | |
| **TOTAL NON-CASH** | $ | 100.00 | 1 |
| **GRAND TOTAL** | $ | 100.00 | 1 |

**Preparer Name:** Tina Bagsic
**Preparer Phone:** (619) 380-0005

**Authorized Approver Name:** Carey Riccitelli
**Authorized Approver Title:** Director

# County of San Diego
# Auditor and Controller
# Semi-Annual Report of Gifts/Donations Received
# For Less Than or Equal to $5,000

To: Emilie Kotik
Auditor and Controller
Financial Accounting and Reporting Division
(619) 539-5230
emilie.kotik@sdcounty.ca.gov

From: HHSA-D5950-Public Health Services
Reporting Department/Division

Prepared By: Romina Morris Phone: (619) 385-0677

Title: Departmental Budget Manager

Please check if applicable:

☐ 1. The department did not receive any gifts/donations for less or equal to $5,000 for reporting period 01/01/2025 through 06/30/2025.

☒ 2. The department received gifts/donations for less or equal to $5,000 for reporting period 01/01/2025 through 06/30/2025.

**Please do not report on the attached worksheet multiple donations received from a single donor if the cumulative donations are more than $5,000 for the sixth-month period 01/01/2025 through 06/30/2025.**

******ALL INFORMATION SHOWN ABOVE MUST BE COMPLETED BY THE PREPARER BEFORE eSIGNING THE FORM******

## If box 1 is checked:

**Preparer: Click on the "Preparer Signature" to digitally sign this document (you will be prompted to save the document). (NOTE: If box 1 is selected, do not submit the Excel worksheet)**

**Department Head/Authorized Agent: Put your title and phone number in first before signing. Click on the signature box to digitally sign this document (you will also be prompted to save the document). Send this checklist to the individual listed above.**

## If box 2 is checked:

**Preparer:**

- **Enter donations in the attached Excel worksheet. Include name and phone number.**
- **Email Excel worksheet and checklist to your Department Head or Authorized Agent for their review and signature.**

**Department Head/Authorized Agent:**

- **On the Excel worksheet, review and validate that the information is accurate. Include name and title.**
- **Send both this checklist and the Excel worksheet to the individual listed above.**

**I certify that the Excel Spreadsheet sent with this checklist is complete and accurate to the best of my knowledge.**

Romina Morris Digitally signed by Romina Morris Date: 2025.08.03 13:01:07 -07'00'

Preparer Signature

Anuj Bhatia, DrPH, Deputy Director (619) 481-4417

Department Head or Authorized Agent Title Phone

**I certify that the Excel Spreadsheet sent with this checklist is complete and accurate to the best of my knowledge.**

Anuj Bhatia Digitally signed by Anuj Bhatia Date: 2025.08.05 12:02:22 -07'00'

Department Head or Authorized Agent Signature

Rev. 07/25

SEMI-ANNUAL REPORT OF ACCEPTANCE OF GIFTS/DONATIONS **LESS THAN OR EQUAL TO $5,000.**

**NO NEED TO SUBMIT THIS FORM IF THERE ARE NO DONATIONS TO REPORT FOR BELOW REPORTING PERIOD**

Reporting Period: **January 1, 2025 through June 30, 2025**

Department: D5950-Public Health Services; 45099-California Children's Services

**NOTES: Please click the drop down arrow for the Type of Donation and do not report multiple donations received from a single donor if the cumulative donations are more than $5,000.**
**Gift cards, gift certificates, visa cards, and checks are considered Cash.**
**Please report only the "Number of Donor" once if multiple donations are received from the same donor. Thank you.**

| Type of Donation | Description of Item Donated | Value | Number of Donor | Donor's Name |
|---|---|---|---|---|
| Non-Cash | Comfort Cub Therapeutic Teddy Bears (7) | $349.65 | 1 | Jahari Weir |

| | | |
|---|---|---|
| **TOTAL CASH** | $ - | - |
| **TOTAL NON-CASH** | $ 349.65 | 1 |
| **GRAND TOTAL** | $ 349.65 | 1 |

**Preparer Name:** Romina Morris, Departmental Budget Manager
**Preparer Phone:** (619) 385-0677

**Authorized Approver Name:** Anuj Bhatia, DrPH
**Authorized Approver Title:** Deputy Director

# County of San Diego
# Auditor and Controller
# Semi-Annual Report of Gifts/Donations Received
# For Less Than or Equal to $5,000

To: Emilie Kotik
Auditor and Controller
Financial Accounting and Reporting Division
(619) 539-5230
emilie.kotik@sdcounty.ca.gov

From: HHSA-BHS-San Diego County Psychiatric Hospital
Reporting Department/Division

Prepared By: Jenette Tan Catalan Phone: 619-607-8444

Title: Administrative Analyst II

Please check if applicable:

☐ 1. The department did not receive any gifts/donations for less or equal to $5,000 for reporting period 01/01/2025 through 06/30/2025.

☒ 2. The department received gifts/donations for less or equal to $5,000 for reporting period 01/01/2025 through 06/30/2025.

**Please do not report on the attached worksheet multiple donations received from a single donor if the cumulative donations are more than $5,000 for the sixth-month period 01/01/2025 through 06/30/2025.**

******ALL INFORMATION SHOWN ABOVE MUST BE COMPLETED BY THE PREPARER BEFORE eSIGNING THE FORM******

## If box 1 is checked:

**Preparer: Click on the "Preparer Signature" to digitally sign this document (you will be prompted to save the document). (NOTE: If box 1 is selected, do not submit the Excel worksheet)**

**Department Head/Authorized Agent: Put your title and phone number in first before signing. Click on the signature box to digitally sign this document (you will also be prompted to save the document). Send this checklist to the individual listed above.**

## If box 2 is checked:

**Preparer:**

- **Enter donations in the attached Excel worksheet. Include name and phone number.**
- **Email Excel worksheet and checklist to your Department Head or Authorized Agent for their review and signature.**

**Department Head/Authorized Agent:**

- **On the Excel worksheet, review and validate that the information is accurate. Include name and title.**
- **Send both this checklist and the Excel worksheet to the individual listed above.**

**I certify that the Excel Spreadsheet sent with this checklist is complete and accurate to the best of my knowledge.**

Jenette.Catalan@sdcounty.ca.gov Digitally signed by Jenette.Catalan@sdcounty.ca.gov Date: 2025.07.21 08:29:08 -07'00'

Preparer Signature

Principal Administrative Analyst 619-607-8996

Department Head or Authorized Agent Title Phone

**I certify that the Excel Spreadsheet sent with this checklist is complete and accurate to the best of my knowledge.**

Kristin McHenry Digitally signed by Kristin McHenry Date: 2025.07.21 17:06:14 -07'00'

Department Head or Authorized Agent Signature

Rev. 07/25

SEMI-ANNUAL REPORT OF ACCEPTANCE OF GIFTS/DONATIONS **LESS THAN OR EQUAL TO $5,000.**

**NO NEED TO SUBMIT THIS FORM IF THERE ARE NO DONATIONS TO REPORT FOR BELOW REPORTING PERIOD**

Reporting Period: 3/25/2025

Department: HHSA- BHS- San Diego Psychiatric Hospital

**NOTES: Please click the drop down arrow for the Type of Donation and do not report multiple donations received from a single donor if the cumulative donations are more than $5,000.**
**Gift cards, gift certificates, visa cards, and checks are considered Cash.**
**Please report only the "Number of Donor" once if multiple donations are received from the same donor. Thank you.**

| Type of Donation | Description of Item Donated | Value | Number of Donor | Donor's Name |
|---|---|---|---|---|
| Non-Cash | 57 Books | $50 | 1 | International Book Project |

| | | |
|---|---|---|
| **TOTAL CASH** | | |
| **TOTAL NON-CASH** | $50 | 1 |
| **GRAND TOTAL** | 50.00 | 1 |

**Preparer Name:** Jenette Catalan
**Preparer Phone:** 619-607-8444

**Authorized Approver Name:** Kristin McHenry
**Authorized Approver Title:** Principal Admininstrative Analyst

# County of San Diego
# Auditor and Controller
# Semi-Annual Report of Gifts/Donations Received
# For Less Than or Equal to $5,000

To: Emilie Kotik
Auditor and Controller
Financial Accounting and Reporting Division
(619) 539-5230
emilie.kotik@sdcounty.ca.gov

From: County Library / A7320
Reporting Department/Division

Prepared By: Jimmy Chau  Phone: 858 694-2771

Title: Sr. Accountant

Please check if applicable:

☐ 1. The department did not receive any gifts/donations for less or equal to $5,000 for reporting period 01/01/2025 through 06/30/2025.

☒ 2. The department received gifts/donations for less or equal to $5,000 for reporting period 01/01/2025 through 06/30/2025.

**Please do not report on the attached worksheet multiple donations received from a single donor if the cumulative donations are more than $5,000 for the sixth-month period 01/01/2025 through 06/30/2025.**

******ALL INFORMATION SHOWN ABOVE MUST BE COMPLETED BY THE PREPARER BEFORE eSIGNING THE FORM******

## If box 1 is checked:

**Preparer: Click on the "Preparer Signature" to digitally sign this document (you will be prompted to save the document). (NOTE: If box 1 is selected, do not submit the Excel worksheet)**

**Department Head/Authorized Agent: Put your title and phone number in first before signing. Click on the signature box to digitally sign this document (you will also be prompted to save the document). Send this checklist to the individual listed above.**

## If box 2 is checked:

**Preparer:**

- **Enter donations in the attached Excel worksheet. Include name and phone number.**
- **Email Excel worksheet and checklist to your Department Head or Authorized Agent for their review and signature.**

**Department Head/Authorized Agent:**

- **On the Excel worksheet, review and validate that the information is accurate. Include name and title.**
- **Send both this checklist and the Excel worksheet to the individual listed above.**

**I certify that the Excel Spreadsheet sent with this checklist is complete and accurate to the best of my knowledge.**

Jimmy.Chau@sdcounty.ca.gov  Digitally signed by Jimmy.Chau@sdcounty.ca.gov
Date: 2025.07.29 10:48:48 -07'00'

Preparer Signature

Dept. Budget Manager  858 694-2433

Department Head or Authorized Agent Title  Phone

**I certify that the Excel Spreadsheet sent with this checklist is complete and accurate to the best of my knowledge.**

Jeff Hebreo  Digitally signed by Jeff Hebreo
Date: 2025.07.31 12:13:13 -07'00'

Department Head or Authorized Agent Signature

Rev. 07/25

SEMI-ANNUAL REPORT OF ACCEPTANCE OF GIFTS/DONATIONS **LESS THAN OR EQUAL TO $5,000.**

**NO NEED TO SUBMIT THIS FORM IF THERE ARE NO DONATIONS TO REPORT FOR BELOW REPORTING PERIOD**

Reporting Period: **January 1, 2025 through June 30, 2025**

Department: County Library / A7320

**NOTES: Please click the drop down arrow for the Type of Donation and do not report multiple donations received from a single donor if the cumulative donations are more than $5,000.**
**Gift cards, gift certificates, visa cards, and checks are considered Cash.**
**Please report only the "Number of Donor" once if multiple donations are received from the same donor. Thank you.**

| Type of Donation | Description of Item Donated | Value | Number of Donor | Donor's Name |
|---|---|---|---|---|
| Cash | 4S Ranch Library - Donations | 4.90 | 2 | Anonymous donors |
| Cash | Alpine Library - Donations | 2.20 | 2 | Anonymous donors |
| Non-Cash | Alpine Library - Programs, supplies & Refreshments | 4,273.66 | 1 | Alpine Library Friends Associations |
| Cash | Bonita Library - Donations | 1,007.85 | 5 | Kip Cooper and anonymous donors |
| Cash | Borrego Library - Donations | 11.00 | 1 | Anonymous donora |
| Non-Cash | Borrego Library - Programs, Supplies & Equipment, refreshments | 3,797.52 | 1 | Friends of Borrego Library |
| Cash | Casa De Oro Library | 4.40 | 1 | Anonymous donor |
| Non-Cash | Casa De Oro Library - Programs, Supplies and refreshments | 4,936.00 | 1 | Friends of Casa De Oro Library |
| Cash | Descanso Library - Donations | 23.00 | 4 | Gerald O' Brien and anonymous donors |
| Non-Cash | Descanso Library - Programs and supplies | 1,904.15 | 1 | Friends of Descanso Library |
| Cash | Del Mar Library - Donations | 6.10 | 2 | Anonymous donors |
| Cash | El Cajon Library - Donations | 35.36 | 11 | Juana Ledezma and anonymous donors |
| Cash | Encinita Library - Donations | 9.00 | 3 | Anonymous donors |
| Cash | Fallbrook Library - Donations | 121.15 | 8 | Gregg Whelan and anonymous donors |
| Cash | Library HQ - Donations | 1,050.00 | 4 | Anne Fontanes, Jeffrey M. Haydu, Gail A. Nagle and Linda D Koch |
| Cash | Imperial Beach Library - Donations | 7.00 | 3 | Anonymous donors |
| Cash | Julian Library - Donations | 23.20 | 2 | Anonymous donors |
| Non-Cash | Julian Library - Programs and Performers | 3,000.00 | 1 | Friends of Julian Library |
| Cash | Lakeside Library - Donations | 3.00 | 2 | Anonymous donor |
| Cash | La Mesa Library - Donations | 23.56 | 10 | Anonymous donors |
| Cash | Lemon Grove Library - Donations | 33.05 | 9 | Anonymous donors |
| Cash | Potrero Library - Donations | 8.00 | 4 | Ronald Spinneit and anonymous donors |
| Cash | Poway Library - Donations | 138.90 | 5 | Adrienne Neal and anonymous donors |
| Cash | Ramona Library - Donations | 15.50 | 3 | Anonymous donors |
| Cash | Rancho San Diego Library - Donations | 8.65 | 5 | Anonymous donors |
| Non-Cash | Rancho San Diego Library - Giveaway prizes and refreshments | 482.32 | 1 | Friends of Rancho San Diego Library |
| Cash | Solona Beach Library - Donations | 11.01 | 2 | Anonymous donors |
| Cash | San Marcos Library - Donations | 59.25 | 7 | Anonymous donors |
| Cash | Santee Library - Donations | 15.36 | 4 | Anonymous donors |
| Cash | Valley Center Library - Donations | 6.50 | 3 | Anonymous donors |
| Cash | Vista Library - Donations | 15.55 | 5 | Anonymous donors |
| | **TOTAL CASH** | $2,643.49 | 107 | |
| | **TOTAL NON-CASH** | 18,393.65 | 6 | |
| | **GRAND TOTAL** | 21,037.14 | 113 | |

**Preparer Name:** Jimmy Chau
**Preparer Phone:** 858 694-2771

**Authorized Approver Name:** Jeffrey Hebreo
**Authorized Approver Title:** Dept. Budget Manager

# County of San Diego
# Auditor and Controller
# Semi-Annual Report of Gifts/Donations Received
# For Less Than or Equal to $5,000

To: Emilie Kotik
Auditor and Controller
Financial Accounting and Reporting Division
(619) 539-5230
emilie.kotik@sdcounty.ca.gov

From: PARKS AND RECREATION
Reporting Department/Division

Prepared By: VAN DAO Phone: 619-458-8334

Title: SR. ACCOUNTANT

Please check if applicable:

☐ 1. The department did not receive any gifts/donations for less or equal to $5,000 for reporting period 01/01/2025 through 06/30/2025.

☒ 2. The department received gifts/donations for less or equal to $5,000 for reporting period 01/01/2025 through 06/30/2025.

**Please do not report on the attached worksheet multiple donations received from a single donor if the cumulative donations are more than $5,000 for the sixth-month period 01/01/2025 through 06/30/2025.**

******ALL INFORMATION SHOWN ABOVE MUST BE COMPLETED BY THE PREPARER BEFORE eSIGNING THE FORM******

## If box 1 is checked:

**Preparer: Click on the "Preparer Signature" to digitally sign this document (you will be prompted to save the document). (NOTE: If box 1 is selected, do not submit the Excel worksheet)**

**Department Head/Authorized Agent: Put your title and phone number in first before signing. Click on the signature box to digitally sign this document (you will also be prompted to save the document). Send this checklist to the individual listed above.**

## If box 2 is checked:

**Preparer:**

- **Enter donations in the attached Excel worksheet. Include name and phone number.**
- **Email Excel worksheet and checklist to your Department Head or Authorized Agent for their review and signature.**

**Department Head/Authorized Agent:**

- **On the Excel worksheet, review and validate that the information is accurate. Include name and title.**
- **Send both this checklist and the Excel worksheet to the individual listed above.**

**I certify that the Excel Spreadsheet sent with this checklist is complete and accurate to the best of my knowledge.**

Van.Dao@sdcounty.ca.gov Digitally signed by Van.Dao@sdcounty.ca.gov Date: 2025.07.31 08:09:25 -07'00'

Preparer Signature

ASSISTANT DIRECTOR 858-966-1302

Department Head or Authorized Agent Title Phone

**I certify that the Excel Spreadsheet sent with this checklist is complete and accurate to the best of my knowledge.**

Renee Hilton Digitally signed by Renee Hilton Date: 2025.07.31 10:16:29 -07'00'

Department Head or Authorized Agent Signature

Rev. 07/25

SEMI-ANNUAL REPORT OF ACCEPTANCE OF GIFTS/DONATIONS **LESS THAN OR EQUAL TO $5,000.**

**NO NEED TO SUBMIT THIS FORM IF THERE ARE NO DONATIONS TO REPORT FOR BELOW REPORTING PERIOD**

Reporting Period: **January 1, 2025 through June 30, 2025**

Department: PARKS AND RECREATION

**NOTES: Please click the drop down arrow for the Type of Donation and do not report multiple donations received from a single donor if the cumulative donations are more than $5,000.**
**Gift cards, gift certificates, visa cards, and checks are considered Cash.**
**Please report only the "Number of Donor" once if multiple donations are received from the same donor. Thank you.**

| Type of Donation | Description of Item Donated | Value | Number of Donor | Donor's Name |
|---|---|---|---|---|
| **EL MONTE** | | | | |
| Non-Cash | Memorial Bench | $ 1,983.40 | 1 | Jocelyn Zimmerman |
| **FALLBROOK CC** | | | | |
| Non-Cash | Seasonal Day Camp Supplies | $ 3,000.00 | 1 | Friends of the Fallbrook Community Center |
| Non-Cash | Breakfast with the Breakfast supplies | $ 500.00 | | Friends of the Fallbrook Community Center |
| **LAKESIDE CC** | | | | |
| Non-Cash | 1000 - Dozen Egg Vouchers (Back to School Jam Aug. 2024) | $ 4,000.00 | 1 | Frank Hilliker - Hilliker's Ranch Fresh Eggs |
| Non-Cash | Back to School Supplies - Backpacks, markers, lunch boxes, etc. | $ 500.00 | 1 | Nina Drammissi - Kiwanis Club |
| Non-Cash | Back to School Supplies - Backpacks, markers, lunch boxes, etc. | $ 1,500.00 | 1 | Ralph Goodrich - Lakeside Christian Helps Center |
| **LIVE OAK** | | | | |
| Cash | Check for fence made out to Quailty fence | $ 4,272.29 | 1 | Live Oak Park Coalition |
| **WILDERNESS GARDENS** | | | | |
| Non-Cash | 2 Concrete Benches | $ 4,352.63 | 1 | Friends of Wilderness Gardens |
| Non-Cash | 2 Bronze Plaques | $ 550.00 | | Friends of Wilderness Gardens |

| | | |
|---|---|---|
| **TOTAL CASH** | $ 4,272.29 | 1 |
| **TOTAL NON-CASH** | $ 16,386.03 | 6 |
| **GRAND TOTAL** | $ 20,658.32 | 7 |

**Preparer Name:** VAN DAO
**Preparer Phone:** 619-458-8334

**Authorized Approver Name:** RENEE HILTON
**Authorized Approver Title:** ASSISTANT DIRECTOR

# County of San Diego
# Auditor and Controller
# Semi-Annual Report of Gifts/Donations Received
# For Less Than or Equal to $5,000

To: Emilie Kotik
Auditor and Controller
Financial Accounting and Reporting Division
(619) 539-5230
emilie.kotik@sdcounty.ca.gov

From: SHERIFF
Reporting Department/Division

Prepared By: Florizalynn D. Soriano Phone: 858-974-2209

Title: Principal Admin Analyst

Please check if applicable:

☐ 1. The department did not receive any gifts/donations for less or equal to $5,000 for reporting period 01/01/2025 through 06/30/2025.

☒ 2. The department received gifts/donations for less or equal to $5,000 for reporting period 01/01/2025 through 06/30/2025.

**Please do not report on the attached worksheet multiple donations received from a single donor if the cumulative donations are more than $5,000 for the sixth-month period 01/01/2025 through 06/30/2025.**

******ALL INFORMATION SHOWN ABOVE MUST BE COMPLETED BY THE PREPARER BEFORE eSIGNING THE FORM******

## If box 1 is checked:

**Preparer: Click on the "Preparer Signature" to digitally sign this document (you will be prompted to save the document). (NOTE: If box 1 is selected, do not submit the Excel worksheet)**

**Department Head/Authorized Agent: Put your title and phone number in first before signing. Click on the signature box to digitally sign this document (you will also be prompted to save the document). Send this checklist to the individual listed above.**

## If box 2 is checked:

**Preparer:**

- **Enter donations in the attached Excel worksheet. Include name and phone number.**
- **Email Excel worksheet and checklist to your Department Head or Authorized Agent for their review and signature.**

**Department Head/Authorized Agent:**

- **On the Excel worksheet, review and validate that the information is accurate. Include name and title.**
- **Send both this checklist and the Excel worksheet to the individual listed above.**

**I certify that the Excel Spreadsheet sent with this checklist is complete and accurate to the best of my knowledge.**

Florizalynn D. Soriano Digitally signed by Florizalynn D. Soriano Date: 2025.07.28 17:43:11 -07'00'

Preparer Signature

SHERIFF

Department Head or Authorized Agent Title

858-974-2240

Phone

**I certify that the Excel Spreadsheet sent with this checklist is complete and accurate to the best of my knowledge.**

Martinez, Kelly Digitally signed by Martinez, Kelly Date: 2025.08.05 08:55:42 -07'00'

Department Head or Authorized Agent Signature

Rev. 07/25

SEMI-ANNUAL REPORT OF ACCEPTANCE OF GIFTS/DONATIONS **LESS THAN OR EQUAL TO $5,000.**

**NO NEED TO SUBMIT THIS FORM IF THERE ARE NO DONATIONS TO REPORT FOR BELOW REPORTING PERIOD**

Reporting Period: **January 1, 2025 through June 30, 2025**

Department: Sheriff

**NOTES: Please click the drop down arrow for the Type of Donation and do not report multiple donations received from a single donor if the cumulative donations are more than $5,000.**
**Gift cards, gift certificates, visa cards, and checks are considered Cash.**
**Please report only the "Number of Donor" once if multiple donations are received from the same donor. Thank you.**

| Type of Donation | Description of Item Donated | Value | Number of Donor | Donor's Name |
|---|---|---|---|---|
| Non-Cash | Tickets for San Diego Sheriff's Office | 400.00 | 1 | Rincon Band of Luiseno Indians c/o Anthony Kolombatovic |
| Cash | Check for Volunteer Services | 100.00 | 1 | David Ficere |
| Cash | Gift Certificates for Detentions and Court Services Academy | 700.00 | 1 | ACE Uniforms c/o Ray Flores |
| Cash | Gift Certificates for Detentions and Court Services Academy | 500.00 | | |
| Non-Cash | Handgun for Detentions and Court Service Academy | 589.00 | 1 | Daniel L. Robb, PhD |
| Cash | Gift Certificates for Detentions and Court Services Academy | 500.00 | 1 | Deputy Sheriff's Association of San Diego County |
| Cash | Check for Detentions and Court Services Academy | 250.00 | | |
| Cash | Gift Certificates for Detentions and Court Services Academy | 500.00 | | |
| Cash | Check for Detentions and Court Services Academy | 250.00 | | |
| Non-Cash | Gear Gift Bag for Detentions and Court Services Academy | 150.00 | 1 | RX Smart Gear c/o Dave Newman |
| Non-Cash | Gear Gift Bags for Detentions and Court Services Academy | 300.00 | | |
| Non-Cash | Tickets for San Diego Sheriff's Office | 579.60 | 1 | San Diego Padres c/o Bill Johnston |
| Non-Cash | Plaques for Rancho San Diego Rise Above | 258.47 | 1 | Kiwanis Club of Rancho San Diego |
| Non-Cash | Meals for Rancho San Diego Rise Above | 1,300.00 | 1 | SD Nights c/o Juan Carlos Robles |
| Non-Cash | Meals for Rancho San Diego Rise Above | 1,281.00 | 1 | Spring Valley Chamber of Commerce c/o Tina Carlson |
| Non-Cash | Meals for Rancho San Diego Rise Above | 492.83 | 1 | Target c/o Benjamin Serrano |
| Non-Cash | Snacks & Drinks for Sheriff's Junior Women's Academy | 269.84 | | Target c/o Mercedes Ducat |
| Non-Cash | Meals & Merchandise for Rancho San Diego Rise Above | 1,394.60 | 1 | Chick-Fil-A c/o Gustavo Marquez |
| Non-Cash | Sandwiches for Sheriff's Junior Women's Academy | 1,362.90 | | Chick-Fil-A c/o Christine Christopher |
| Non-Cash | Sandwiches for RESPECT Project | 2,271.50 | | Chick-Fil-A c/o Jordan Ciervo |
| Non-Cash | Meals for Rancho San Diego Rise Above | 700.00 | 1 | New Seasons Church c/o Bishop A.B. Vines, Sr. |
| Non-Cash | Tickets for Valley Center Substation | 350.00 | 1 | Valley Center Stampede Rodeo & Memorial Festival c/o Jay West |
| Cash | Gift Card for San Marcos Station | 300.00 | 1 | David Knopf |
| Non-Cash | Food, Water & Snacks for Imperial Beach Station | 500.00 | 1 | Happy Cow Car Wash |
| Cash | Cash for Sheriff's Junior Women's Academy | 100.00 | 1 | Eileen Delaney |
| Cash | Cash for Sheriff's Junior Women's Academy | 100.00 | 1 | Jacqueline Kaiser |
| Cash | Cash for Sheriff's Junior Women's Academy | 100.00 | 1 | Jeniene Domercq |
| Non-Cash | Snacks & Drinks for Sheriff's Junior Women's Academy | 233.06 | 1 | Fallbrook Regional Health District c/o Rachel Mason |
| Cash | Gift Card for Sheriff's Junior Women's Academy | 50.00 | 1 | Albertsons Foundation |
| Cash | Gift Card for Sheriff's Junior Women's Academy | 50.00 | 1 | Vons Foundation |
| Cash | Gift Card for Sheriff's Junior Women's Academy | 50.00 | 1 | Costco c/o Ericka Montenegro |
| Non-Cash | Shirts for Sheriff's Junior Women's Academy | 2,060.10 | 1 | California Coast Credit Union c/o Will Rivera |
| Non-Cash | Refreshments & Pastries for Sheriff's Junior Women's Academy | 690.00 | 1 | Starbucks c/o Kylie Smith |
| Non-Cash | Vouchers for Sheriff's Junior Women's Academy | 450.00 | 1 | Handel's Ice Cream c/o Jennifer Vu |
| Non-Cash | Pizzas for Sheriff's Junior Women's Academy | 300.00 | 1 | Mountain Mike's Pizza c/o Joshua Tiller |
| Non-Cash | Teddy Bears for Poway Station | 420.00 | 1 | Bears for Badges c/o Jeannie Stratis |
| Non-Cash | Teddy Bears for San Marcos Station | 400.00 | | Bears for Badges c/o Jeannie & Ernie Stratis |
| Non-Cash | Teddy Bears for San Marcos Station | 400.00 | | |
| Non-Cash | Stuffed Animals for 4S Ranch Substation | 300.00 | 1 | 4S Ranch Girl Scouts Troop 2120 |

SEMI-ANNUAL REPORT OF ACCEPTANCE OF GIFTS/DONATIONS **LESS THAN OR EQUAL TO $5,000.**

**NO NEED TO SUBMIT THIS FORM IF THERE ARE NO DONATIONS TO REPORT FOR BELOW REPORTING PERIOD**

Reporting Period: **January 1, 2025 through June 30, 2025**

Department: Sheriff

**NOTES: Please click the drop down arrow for the Type of Donation and do not report multiple donations received from a single donor if the cumulative donations are more than $5,000.**
**Gift cards, gift certificates, visa cards, and checks are considered Cash.**
**Please report only the "Number of Donor" once if multiple donations are received from the same donor. Thank you.**

| Type of Donation | Description of Item Donated | Value | Number of Donor | Donor's Name |
|---|---|---|---|---|
| Non-Cash | Custom Skateboard Decks for RESPECT Project | 700.00 | 1 | BBS Manufacturing c/o Ryan Muldowney |
| Cash | Gift Cards for RESPECT Project | 200.00 | 1 | Mission Fed Credit Union c/o Rachel Rendon |
| Non-Cash | Pasta and Sauce for SWAT Academy | 300.00 | 1 | Nicolosi's Italian Restaurant c/o Ron Burner |
| Non-Cash | Pies for SWAT Academy | 312.00 | 1 | Julian Pie Company c/o Liz Smothers |
| Non-Cash | Bacon, Sausage, Chicken for SWAT Academy | 900.00 | 1 | Eastbound Bar & Grill c/o Ben Clevenger |
| Cash | Gift Certificate for Detentions and Court Services Academy | 450.00 | 1 | Honorary Deputy Sheriff's Association |
| Non-Cash | Books for Reentry Services | 68.00 | 1 | Friends of the San Diego Public Library c/o Janis Durelle |
| Non-Cash | Books for Reentry Services | 120.00 | | |
| Non-Cash | Books & Magazines for Reentry Services | 84.00 | | |
| Non-Cash | Books & Magazines for Reentry Services | 84.00 | | |
| Non-Cash | Books & Magazines for Reentry Services | 1,250.00 | | Friends of the San Diego Public Library c/o Timothy Donlon |
| Non-Cash | Books & Magazines for Reentry Services | 1,087.00 | | |
| Non-Cash | Pickleball Paddles for Reentry Services | 500.00 | 1 | Redemption Serve c/o Andrea Chinn |
| Non-Cash | Pickleball Paddles & Balls for Reentry Services | 4,000.00 | | Redemption Serve c/o Mimi Loucks |

| | | |
|---|---|---|
| **TOTAL CASH** | 4,200.00 | 12 |
| **TOTAL NON-CASH** | 26,857.90 | 25 |
| **GRAND TOTAL** | 31,057.90 | 37 |

**Preparer Name:** Florizalynn D. Soriano
**Preparer Phone:** 858-974-2209

**Authorized Approver Name:** Kelly A. Martinez
**Authorized Approver Title:** Sheriff

# County of San Diego
# Auditor and Controller
# Semi-Annual Report of Gifts/Donations Received
# For Less Than or Equal to $5,000

To: Emilie Kotik
Auditor and Controller
Financial Accounting and Reporting Division
(619) 539-5230
emilie.kotik@sdcounty.ca.gov

From: CAO/Office of Evaluation, Performance, and Analytics
Reporting Department/Division

Prepared By: Kristofer Erive Phone: 619-433-2787

Title: Administrative Analyst III

Please check if applicable:

☐ 1. The department did not receive any gifts/donations for less or equal to $5,000 for reporting period 01/01/2025 through 06/30/2025.

☒ 2. The department received gifts/donations for less or equal to $5,000 for reporting period 01/01/2025 through 06/30/2025.

**Please do not report on the attached worksheet multiple donations received from a single donor if the cumulative donations are more than $5,000 for the sixth-month period 01/01/2025 through 06/30/2025.**

******ALL INFORMATION SHOWN ABOVE MUST BE COMPLETED BY THE PREPARER BEFORE eSIGNING THE FORM******

## If box 1 is checked:

**Preparer: Click on the "Preparer Signature" to digitally sign this document (you will be prompted to save the document). (NOTE: If box 1 is selected, do not submit the Excel worksheet)**

**Department Head/Authorized Agent: Put your title and phone number in first before signing. Click on the signature box to digitally sign this document (you will also be prompted to save the document). Send this checklist to the individual listed above.**

## If box 2 is checked:

**Preparer:**

- **Enter donations in the attached Excel worksheet. Include name and phone number.**
- **Email Excel worksheet and checklist to your Department Head or Authorized Agent for their review and signature.**

**Department Head/Authorized Agent:**

- **On the Excel worksheet, review and validate that the information is accurate. Include name and title.**
- **Send both this checklist and the Excel worksheet to the individual listed above.**

**I certify that the Excel Spreadsheet sent with this checklist is complete and accurate to the best of my knowledge.**

Kristofer Erive Digitally signed by Kristofer Erive Date: 2025.08.05 14:36:20 -07'00'

Preparer Signature

Gretchen Kecskes, Chief, Departmental Operatic 619-385-2823

Department Head or Authorized Agent Title Phone

**I certify that the Excel Spreadsheet sent with this checklist is complete and accurate to the best of my knowledge.**

Gretchen Kecskes Digitally signed by Gretchen Kecskes Date: 2025.08.07 09:41:30 -07'00'

Department Head or Authorized Agent Signature

Rev. 07/25

SEMI-ANNUAL REPORT OF ACCEPTANCE OF GIFTS/DONATIONS **LESS THAN OR EQUAL TO $5,000.**

**NO NEED TO SUBMIT THIS FORM IF THERE ARE NO DONATIONS TO REPORT FOR BELOW REPORTING PERIOD**

Reporting Period: **January 1, 2025 through June 30, 2025**

Department: CAO/Office of Evaluation, Performance, and Analytics

**NOTES: Please click the drop down arrow for the Type of Donation and do not report multiple donations received from a single donor if the cumulative donations are more than $5,000.**
**Gift cards, gift certificates, visa cards, and checks are considered Cash.**
**Please report only the "Number of Donor" once if multiple donations are received from the same donor. Thank you.**

| Type of Donation | Description of Item Donated | Value | Number of Donor | Donor's Name |
|---|---|---|---|---|
| Non-Cash | Hotel and flight | $1,140.08 | 1 | GARE (Government Alliance on Race and Equity) |

| | | |
|---|---|---|
| **TOTAL CASH** | $ | |
| **TOTAL NON-CASH** | $1,140.08 | 1 |
| **GRAND TOTAL** | 1,140.08 | 1 |

**Preparer Name:** Kristofer Erive
**Preparer Phone:** 619-433-2787

**Authorized Approver Name:** Gretchen Sizer-Kesckes
**Authorized Approver Title:** Chief, Departmental Operations

**COUNTY OF SAN DIEGO**
REPORT OF REPLENISHMENT OF SHORTAGES IN COUNTY FUNDS (GC 29390.1)
FOR FISCAL YEAR ENDED JUNE 30, 2025

| DEPARTMENT | AMOUNT REIMBURSED |
|---|---|
| Agriculture | $ - |
| Animal Services | - |
| Assessor/Recorder/County Clerk | 350.75 |
| Auditor & Controller | - |
| Child Support | - |
| Chief Administrative Officer | - |
| Civil Service Commission | - |
| Clerk of the Board | 191.00 |
| County Library | |
| District Attorney | - |
| Environmental Health | |
| Grand Jury | - |
| General Services | - |
| Health & Human Services Agency | |
| Housing & Community Development | - |
| Office of Ethics and Compliance | - |
| Parks and Recreation | - |
| Planning & Land Use | - |
| Probation | - |
| Public Defender | - |
| Public Works | - |
| Revenue & Recovery | - |
| Registrar of Voters | - |
| Sheriff | 125.30 |
| Treasurer/Tax Collector | 626.24 |
| | $ 1293.29 |

**COUNTY OF SAN DIEGO**

REPORT OF CASH DIFFERENCES (GC 29380.1) FOR FISCAL YEAR ENDED JUNE 30, 2025

| | OVERAGES 61000 | SHORTAGES 61019 |
|---|---|---|
| Beginning Balance July 1, 2024 | $ 30,466.52 | $ 499.65 |
| **Add**: Overages | $ 18,153.51 | |
| Reimbursements | | |
| **Deduct:** Transfer to General Fund (10100) | $ (30,466.52) | |
| Replenish Cash Shortage Fund (61019) | $ (1,293.59) | $ 1,293.59 |
| Shortages | | $ (1,293.29) |
| Ending Balance June 30, 2025 | $ 16,859.92 | $ 499.95 |
| | | |
| Department Analysis of Amounts | | |
| Agriculture | $ 5.00 | |
| Animal Services | | |
| Assessor/Recorder/County Clerk | $ 6,313.94 ① | $ 350.75 |
| Auditor & Controller | $ 28.70 | $ |
| Child Support Services | | $ |
| Chief Administrative Officer | | |
| Civil Service Commission | | |
| Clerk of the Board | $ 31.00 | $ 191.00 |
| County Library | $ 126.35 | |
| District Attorney | $ | |
| Environmental Health | | |
| Grand Jury | | |
| General Services | | |
| Health & Human Services Agency | $ 278.08 | |
| Housing & Community Development Office | | |
| of Ethics & Compliance | | |
| Parks & Recreation | 100 | $ |
| Planning & Land Use | | |
| Probation | | |
| Public Defender | $ 0.73 | |
| Public Works | | |
| Revenue & Recovery | | |
| Registrar of Voters | | |
| Sheriff | $ | 125.30 |
| Treasurer/Tax Collector | $ 11,269.71② | $ 626.24 |
| **TOTALS** | $ 18,153.51 | $ 1,293.29 |
| | | |
| Shortages from burglary, counterfeit monies and mysterious disappearances | | $ 130.00 |
| Shortages for other causes | | $ 1,163.29 |
| TOTALS | | $ 1,293.29 |

① Compares to a figure of $6,912.24 for year ended June 30, 2024

② Compares to a figure of $26,498.74 for year ended June 30, 2024

REVOLVING FUNDS
2024/2025
AS OF JUNE 30, 2025
(PURSUANT TO G.C. 29321.1)

| DEPARTMENT | RESPONSIBLE OFFICER | BALANCE 06/30/24 | ADDITIONS | DELETIONS | BALANCE 06/30/25 |
|---|---|---|---|---|---|
| **Fund 10100** | | | | | |
| Agriculture, Weights, & Measures | Ha Dang | $1,365.00 | | | $1,365.00 |
| Animal Services | * Vaughn Maurice | 1,000.00 | | | 1,000.00 |
| Assessor/Recorder/County Clerk | Jordan Marks | 15,000.00 | | | 15,000.00 |
| Auditor & Controller | Tracy Drager | 3,200.00 | | | 3,200.00 |
| Board Of Supervisors - District 1 | * Paloma Aguirre | 300.00 | | | 300.00 |
| Board Of Supervisors - District 2 | Joel Anderson | 300.00 | | | 300.00 |
| Board Of Supervisors - District 3 | Terra Lawson-Remer | 300.00 | | | 300.00 |
| Board Of Supervisors - District 4 | Monica Montgomery Steppe | 300.00 | | | 300.00 |
| Board Of Supervisors - District 5 | Jim Desmond | 300.00 | | | 300.00 |
| Chief Administrative Office | Natalia Bravo | 475.00 | | 100.00 | 375.00 |
| Child Support Services | Jeff Grissom | 4,000.00 | | | 4,000.00 |
| Civil Service Commission | Todd Adams | 200.00 | | | 200.00 |
| Clerk of the Board | Andrew Potter | 1,200.00 | | | 1,200.00 |
| County Communications Office | * Tammy Glenn | 300.00 | | | 300.00 |
| County Counsel | Claudia Silva | 5,000.00 | | | 5,000.00 |
| County Technology Office | David Smith | 300.00 | | | 300.00 |
| District Attorney | Summer Stephan | 24,750.00 | | | 24,750.00 |
| Emergency Services | * Julie Jeakle | 500.00 | | | 500.00 |
| Environmental Health | Amy Harbert | 2,200.00 | | | 2,200.00 |
| Health & Human Services Agency | * Kimberly Giardina | 339,300.00 | | | 339,300.00 |
| Human Resources | Susan Brazeau | 1,000.00 | | | 1,000.00 |
| Land Use & Environment | * Dahvia Lynch | 300.00 | | | 300.00 |

REVOLVING FUNDS
2024/2025
AS OF JUNE 30, 2025
(PURSUANT TO G.C. 29321.1)

| DEPARTMENT | RESPONSIBLE OFFICER | BALANCE 06/30/24 | ADDITIONS | DELETIONS | BALANCE 06/30/25 |
|---|---|---|---|---|---|
| Medical Examiner | * Johnathan Lucas | $500.00 | | | $500.00 |
| Parks and Recreation | * Jason Hemmens | 3,100.00 | | | 3,100.00 |
| Planning & Development Services | * Vince Nicoletti | 1,800.00 | | | 1,800.00 |
| Probation | Tamika Nelson | 17,400.00 | | | 17,400.00 |
| Public Defender | Paul Rodriguez | 2,800.00 | | | 2,800.00 |
| Public Safety | Andrew Strong | 1,000.00 | | | 1,000.00 |
| Registrar of Voters | Cynthia Paes | 1,550.00 | | | 1,550.00 |
| Sheriff | Kelly Martinez | 35,000.00 | | | 35,000.00 |
| Treasurer/Tax Collector | Dan McAllister | 4,800.00 | | | 4,800.00 |
| Totals Fund 10100 | | $469,540.00 | $0.00 | $100.00 | $469,440.00 |

*Department Head Change

REVOLVING FUNDS
2024/2025
AS OF JUNE 30, 2025
(PURSUANT TO G.C. 29321.1)

| DEPARTMENT | RESPONSIBLE OFFICER | BALANCE 06/30/24 | ADDITIONS | DELETIONS | BALANCE 06/30/25 |
|---|---|---|---|---|---|
| **Non-Trust Funds** | | | | | |
| Fund 11100 | | | | | |
| Public Works - Road Fund | * Marisa Barrie | $2,500.00 | | | $2,500.00 |
| Fund 12200 | | | | | |
| County Library | Migell Acosta | 7,000.00 | | | 7,000.00 |
| Fund 30050 | | | | | |
| Public Works - Airport Enterprise | * Marisa Barrie | 2,000.00 | | | 2,000.00 |
| Fund 30100 | | | | | |
| Public Works - Liquid Waste Enterprise | * Marisa Barrie | 700.00 | | | 700.00 |
| Fund 31550 | | | | | |
| Sheriff Jail Stores | Kelly Martinez | 100.00 | | | 100.00 |
| Fund 35800 | | | | | |
| Purchasing & Contracting - Purchasing ISF | * Allen Hunsberger | 500.00 | | | 500.00 |
| Fund 37000 | | | | | |
| General Services - Fleet Services ISF | Marko Medved | 300.00 | | | 300.00 |
| Fund 37600 | | | | | |
| General Services - Facilities Mgmt ISF | Marko Medved | 1,645.00 | | | 1,645.00 |
| Totals Non-Trust Funds | | $14,745.00 | $0.00 | $0.00 | $14,745.00 |

REVOLVING FUNDS
2024/2025
AS OF JUNE 30, 2025
(PURSUANT TO G.C. 29321.1)

| DEPARTMENT | RESPONSIBLE OFFICER | BALANCE 06/30/24 | ADDITIONS | DELETIONS | BALANCE 06/30/25 |
|---|---|---|---|---|---|
| **Trust Funds** | | | | | |
| Fund 46650 | | | | | |
| Probation | Tamika Nelson | $1,050.00 | | | $1,050.00 |
| Fund 46720 | | | | | |
| Sheriff - Civil Trust | Kelly Martinez | 2,300.00 | | | 2,300.00 |
| Fund 61117 | | | | | |
| HHSA - Edgemoor Other Funds | * Kimberly Giardina | 300.00 | | | 300.00 |
| Fund 61120 | | | | | |
| HHSA - Edgemoor Patients Funds | * Kimberly Giardina | 2,500.00 | | | 2,500.00 |
| Fund 66105 | | | | | |
| HHSA - Polinsky Ctr Donations | * Kimberly Giardina | 1,500.00 | | | 1,500.00 |
| Totals Trust Funds | | $7,650.00 | $0.00 | $0.00 | $7,650.00 |

*Department Head Change

COSD CLERK OF THE BOARD
2025 SEP 5 PM1:29

**CHIEF ADMINISTRATIVE OFFICE**
1600 PACIFIC HIGHWAY, ROOM 209, SAN DIEGO, CALIFORNIA 92101-2422
(619) 531-5880

**EBONY N. SHELTON**
CHIEF ADMINISTRATIVE OFFICER

**CAROLINE SMITH**
ASSISTANT CHIEF
ADMINISTRATIVE OFFICER

September 4, 2025

TO: Supervisor Terra Lawson-Remer, Chair
Supervisor Monica Montgomery Steppe, Vice Chair
Supervisor Paloma Aguirre, Chair Pro Tem
Supervisor Joel Anderson
Supervisor Jim Desmond

FROM: Ebony N. Shelton
Chief Administrative Officer

**Forward Together: Launching Thematic Goals for a Just, Resilient, and Sustainable Future. *Opportunity for All. Strength for Tomorrow.***

In support of the County of San Diego (County) Strategic Plan and ongoing efforts to accelerate strategic impact, I am launching a new approach to implementing selected priority projects that focuses efforts and is aligned with the Chief Administrative Officer (CAO) guiding principles: Be Kind. Be Bold. Be Curious. Do the Right Thing.

Under the vision of Forward Together: Toward a Just, Sustainable, Resilient, and Sustainable Future, we have introduced "*Thematic Goals,*" short-term enterprise-wide priorities identified for immediate, strategic attention. These goals do not represent all of the important work underway across the County to implement the Board's policies but instead highlight areas where rapid progress and visible impact are needed most. They are supported by structured 30-60-90-day timelines. Each Thematic Goal is sponsored by a County executive from my Executive Team and staffed by dedicated "*Service Squad," teams* committed to this vision and motivated by our shared mission: Opportunity for All. Strength for Tomorrow.

Service Squads consist of staff from across the organization who bring fresh perspectives, historically untapped expertise working together with seasoned leaders to spur innovative thinking incorporating a mixture of perspectives into each Thematic Goal. By engaging a broader range of voices, the Service Squads help challenge conventional approaches, generate new ideas, and drive real progress. This model of bringing together team members who may not have previously been at the decision-making table not only advances the County's work on these specific priorities but also builds a more inclusive, empowered, and collaborative culture for our workforce.

Each project will be driven by:

- A clearly defined 90-day Thematic Goal aligned with known priorities of the Board of Supervisors
- Objectives that clarify what success looks like
- Milestones at 30, 60, and 90 days to track progress
- Monthly or bi-weekly progress reviews with the CAO to maintain momentum and remove barriers to success

Additionally, this model empowers the teams that are formed to lead with empathy and trust (Be Kind), pursue bold goals and take initiative to implement change (Be Bold), remain open to learning, collaborating, and innovating (Be Curious), and stay grounded in integrity and service to our communities (Do the Right Thing). While these Thematic Goals are short-term priorities, they work in tandem with the County's broader initiatives, ensuring that resources are directed where rapid action can generate the greatest near-term impact while still seeing tangible results across the enterprise. This structured approach is necessary to scale and sustain broader transformation into the future.

The Thematic Goals identified as priority areas this quarter are:

- **Quality Leadership Hiring and Recruiting**
  The County is committed to providing excellent and innovative services to the community. Setting an example for this starts at the top of the organization. This initiative aims to strengthen organizational leadership through strategic and innovative hiring and recruiting techniques to bring pioneering leadership into the organization.

  In the first 30 days, the Service Squad will complete a comprehensive review of current practices and establish a solid research baseline for each objective, creating the foundation for informed decision-making. By the 60-day mark, the team will translate that philosophy into action by drafting detailed frameworks for each objective, providing the structure needed to move from concept to execution. In the final phase, the Service Squad will deliver the Quality Leadership through Hiring and Recruiting Toolkit, equipping our teams with practical, high-impact resources to foster leadership excellence and strengthen our organization for the future.

  The insights from this endeavor are already being put into practice through the recruitment efforts for the director positions in Behavioral Health Services and Office of Emergency Services. Should the Board have questions regarding these recruitment efforts, please contact Susan Brazeau, Director of Human Resources at Susan.Brazeau@sdcounty.ca.gov.

- **Excellence in Animal Services**
  The County is committed to delivering compassionate, high-quality care and protection for animals while ensuring safe, responsive, and equitable services for the community.

Over the next 30, 60, and 90 days, this Service Squad will focus on laying a strong foundation by working alongside the department's staff and leadership to define clear operational standards, strengthen recruitment and retention, and expand employee engagement at both shelter sites. Efforts will also center on positioning the department as a recognized animal care and protection expert, building stronger relationships with partners and community stakeholders, and enhancing strategic communications to reach both broad and targeted audiences. Transparency will be reinforced through clear policies and procedures and defined key performance indicators, while regular updates to County leadership and the Board will ensure alignment, context, and opportunities to highlight progress. Together, these actions will improve animal care, boost team performance, and strengthen public trust.

Should you have any questions related to this thematic goal, please contact Andrew Strong at Andrew.Strong@sdcounty.ca.gov or Susan Brazeau at Susan.Brazeau@sdcounty.ca.gov.

- **Improving the Lives of People Impacted by the Tijuana River Valley Sewage Crisis**

The County is committed to improving the quality of life for communities impacted by the Tijuana River Valley sewage crisis. While long-term solutions require federal action, the County is taking immediate, proactive steps to reduce health risks, elevate community voices, and accelerate progress toward lasting change. This initiative emphasizes both near-term strategies within the County's control and sustained advocacy for systemic improvements.

This Service Squad will focus on the implementation of strategies as directed by your Board that reduce exposure to hydrogen sulfide in impacted communities, focusing on air quality, land use, and water use measures within the County's jurisdiction. The team will engage healthcare providers, political leaders, researchers, schools, community members, and environmental justice coalitions to shape approaches that directly respond to community needs. At the same time, the Service Squad will pursue opportunities to sustain identified solutions and expand the County's capacity to take action to address the root cause of the issue.

The County will continue strengthening collaboration and advocacy with federal partners and other agencies positioned to provide policy and financial support for long-term remediation, while exploring legal options to hold responsible entities accountable. The Service Squad will continue transparent communication to keep the Board, local municipalities, state and federal partners, and the public informed as new strategies advance.

Through this work, the County team operationalizes the bold leadership of the Board in confronting a longstanding regional crisis, delivering tangible improvements in health, safety, and quality of life while laying the foundation for systemic, lasting solutions.

Should you have any questions related to this thematic goal, please contact Caroline Smith at Caroline.Smith@sdcounty.ca.gov.

- **Foster a Culture of Innovation**
  The County is committed to creating conditions where employees are empowered to think creatively, challenge the status quo, and test new ideas that improve service delivery and outcomes. This initiative aims to build systems that encourage experimentation, reward forward-thinking solutions, and invest in tools and training that support continuous learning.

  Over the next 30, 60, and 90 days, this Service Squad will take deliberate steps to foster a culture of innovation by defining a shared vision aligned with County values, supported by measurable goals and dedicated resources. With an intentional focus on hearing from all employees, we will survey staff to gather both qualitative and quantitative data on how they perceive current innovation efforts, their preferences for communication and collaboration, and what meaningful recognition for innovation looks like to them. In parallel, the Service Squad is exploring a single, scalable submission platform to streamline idea-sharing and communication, while developing value-based KPIs and metrics to measure progress.

  An empowering environment will be cultivated to encourage risk-taking, experimentation, and open communication, while recognizing and rewarding innovative thinking. Collaboration across departments will be strengthened by breaking down silos, promoting cross-functional partnerships, and valuing diverse perspectives. Structured frameworks and processes will be implemented to evaluate, iterate, and scale ideas through sustainable practices.

  Throughout this effort, leaders will be encouraged to model innovative behaviors by remaining accessible, supportive, and committed to continuous learning, ensuring innovation becomes embedded in the organization's mindset and daily operations.

  Should you have any questions related to this thematic goal, please contact David Smith at David.Smith@sdcounty.ca.gov.

- **Creating a Culture of Information Sharing and Solutioning**
  The County is committed to building a culture where information is shared openly and collaboration happens across all levels of staff, leadership, and elected offices in partnership with the communities we serve. This initiative aims to break down silos, promote transparency, and encourage partnerships that lead to smarter, faster, and more effective solutions and communication.

  Over the next 30, 60, and 90 days, this Service Squad will advance culture of information sharing and solutioning by identifying barriers to effective communication and engaging directly with departments where information flow has been challenging. Data from internal interviews will inform practical solutions, tracked in a barrier-and-solution matrix, and best practices from across the organization will be elevated and shared. A comprehensive Countywide Communication Plan will be developed, including clear protocols, quick reference guides, scenario-based guardrails,

and transparency standards for interactions with the Board, executive leadership, and staff. Implementation will include designating points of contact within each department, establishing turnaround time expectations, and selecting preferred channels for information exchange. Training, resource repositories, and feedback mechanisms will ensure the system is both accessible and adaptable. All in all, this effort will create an environment where information moves efficiently, consistently, and in support of collaborative problem-solving.

Should you have any questions related to this thematic goal, please contact Susan Brazeau at Susan.Brazeau@sdcounty.ca.gov.

- **Housing for All**

The County is committed to a vision of Housing for All including the five housing goals adopted by the Board: producing housing for all; promoting equity, inclusion, and sustainability; preserving vulnerable housing; preventing displacement; and protecting tenants (the 5 Ps). This Service Squad is unifying the Housing Blueprint and Framework for Ending Homelessness under one vision and advancing new ways the County can address the housing needs of the region. This approach recognizes that housing remains one of the most urgent and pressing challenges facing our communities and provides the structure to move fast while also planting the seeds of innovation and creating room for new ideas and partnerships to sprout and take hold.

This initiative builds on the County's successes over the past five years, which include helping fund the creation over 3,700 affordable units region-wide, achieving 80% of Regional Housing Needs Assessment (RHNA) targets in unincorporated areas, and expanding programs to reduce homelessness and protect tenants. In the past few months, the County team has also launched two new Catalyst Teams to formalize collaboration and improve the County's organizational approach to housing; awarded $11.5 million and 125 project-based vouchers to new developments; supported State Homekey+ applications; and applied for State technical assistance to support roll out of a new Medi-Cal Transformation housing support.

Over the next 30, 60, and 90 days, this Service Squad will set measurable objectives for each of the "5 Ps," launch new housing and homelessness programs, and advance key policy initiatives. Within 30 days, this includes opening a new safe parking site and submitting a $12 million joint funding application with the City of San Diego and Regional Task Force on Homelessness. By 60 days, the County will explore long-term funding strategies including sustaining the Innovative Housing Trust Fund and assessing a Housing Finance Agency, help open 60 new housing units, explore additional Homekey+ partnerships, apply for additional VASH vouchers, update the Homelessness Solutions and Prevention Action Plan, and begin Public Housing Repositioning. At 90 days, progress will be tracked through new public dashboards, community engagement will continue on various land use policy updates to support ADUs, Starter Homes, and expanded affordable homeownership, and the team will identify additional opportunities to advance the regional goal of delivering 10,000 new units on public land.

These near-term milestones are designed to strengthen the County's ability to support production, provide strategic funding, and establish partnerships to drive action and demonstrate progress on the Board's housing goals. Strategic partners from within the County and the broader community will be engaged to align efforts, while policies that create barriers to housing will be reviewed for future revision to encourage development and access to housing for all. These efforts will continue beyond the 30, 60, and 90 days and influence our collective movement in the space of housing, including through a Housing Workshop that is anticipated to be before the Board in November 2025 where the Board will be presented with policy options related to land use in the unincorporated area. In upcoming months, staff will be briefing Board offices on the workshop, as well as the regional actions we are taking as part of the Housing for All efforts.

Should you have any questions related to this thematic goal, please contact Kim Giardina at Kimberly.Giardina@sdcounty.ca.gov or Dahvia Lynch at Dahvia.Lynch@sdcounty.ca.gov.

- **Enhance Economic Prosperity**

Over the next 30, 60, and 90 days, this Service Squad will focus on building a cohesive leadership team and creating, communicating, and reinforcing a clear vision for advancing economic opportunity. Efforts will include improving data transparency and accountability to track progress, empowering County staff with tools and guidelines to make innovative, informed decisions, and increasing accessibility so more small-local businesses can participate in County contracting. Outreach and capacity-building efforts will be expanded to ensure small businesses are aware of opportunities and supported throughout the contracting process. Two new and innovative capacity building programs to assist small businesses will be launched: CORE, providing labor, administrative and bookkeeping assistance, and; BUILD, which will provide insurance and bonding assistance and funding for small businesses new to County contracting. Progress will be measured through key metrics such as the number and value of contracts awarded to small local businesses, participation in capacity-building programs and demographic data on County contractors. Regular reporting and community engagement will ensure that strategies remain aligned with both County goals and the needs of local businesses.

Should you have any questions related to this thematic goal, please contact Caroline Smith at Caroline.Smith@sdcounty.ca.gov or Brian Albright at Brian.Albright@sdcounty.ca.gov.

This change in how we manage significant projects in the County is a step toward deepening the County's commitment to a healthy, high-performing organization that is ready to meet the needs of the Board of Supervisors and the community while building a stronger future for our County Team.

Should you have any questions, please do not hesitate to contact Natalia Bravo, CAO Chief of Staff, at Natalia.Bravo@sdcounty.ca.gov.

Respectfully,

EBONY N. SHELTON
Chief Administrative Officer

CAO:CLS:tw

c: Caroline Smith, Assistant Chief Administrative Officer
David Smith, Acting County Counsel
Joan Bracci, Chief Financial Officer
Brian Albright, Deputy Chief Administrative Officer
Kimberly Giardina, Deputy Chief Administrative Officer
Dahvia Lynch, Deputy Chief Administrative Officer
Andrew Strong, Deputy Chief Administrative Officer
Tammy Glenn, Director, County Communications
Eric Shiotsugu, Acting Chief Information Officer
Susan Brazeau, Director, Human Resources
Natalia Bravo, CAO Chief of Staff
Mel Millstein, CAO Policy Director
All Department Heads
Board of Supervisors Communications Received

**BOARD OF DIRECTORS**

| | |
|---|---|
| **President** | Robert "Bob" Ayres |
| **Vice President** | Randy Lenac |
| **Secretary** | Virginia Hall, RN |
| **Treasurer** | Nadia Farjood |
| **Member** | Maggie T. Watkins |

*board@grossmonthealthcare.org*

Grossmont Healthcare District

**INTERIM CHIEF EXECUTIVE OFFICER**
Aaron J. Byzak
MBA
(619) 825-5055
*abyzak@grossmonthealthcare.org*

COSD CLERK OF THE BOARD
2025 SEP 8 AM11:47

September 4, 2025

**VIA ELECTRONIC AND U.S. CERTIFIED MAIL**
**Tracking No. 7022 3330 0002 0533 9509**
Registrar of Voters
P.O. Box 85656
San Diego, CA, 92186-5656
rovmail@sdcounty.ca.gov

Re: Notification of New Board Member Appointment – Maggie T. Watkins

To Whom It May Concern,

On behalf of the Grossmont Healthcare District ("District"), I am writing to formally notify your office of a recent appointment to our Governing Board.

At the August 21, 2025 Board Meeting, the District Board of Directors appointed **Maggie T. Watkins** to fill the vacancy for **Zone 4**, which includes all or portions of the communities of Alpine, El Cajon–Unincorporated, Harbison-Crest, Lakeside, Pine Valley, and Tribal Communities, including the Barona, Sycuan, and Viejas Reservation. This appointment is effective **August 21, 2025** and will continue until the next representative is sworn in following the District general election on November 4, 2026.

Please update your records accordingly to reflect this change. Enclosed are the following supportive documents:

- Copy of Board Resolution
- Copy of Board Meeting Minutes confirming the appointment and oath of office
- Contact information for the newly appointed Board Member

If you require any additional information or documentation, please do not hesitate to contact me at (760) 889-3609 or abyzak@grossmonthealthcare.org.

Thank you for your attention to this matter.

Sincerely,

Aaron Byzak, MBA
Interim Chief Executive Officer
Enclosures

rab

cc: Clerk of the Board of Supervisors of San Diego County
Maggie T. Watkins
Robert "Bob" Ayres, Board President
Aleks Giragosian, Esq.

**RESOLUTION NO. 09-25**

**RESOLUTION OF THE BOARD OF DIRECTORS OF THE GROSSMONT HEALTHCARE DISTRICT APPOINTING MAGGIE WATKINS TO SERVE AS THE REPRESNTATIVE FROM ZONE 4 ON THE BOARD OF DIRECTORS UNTIL THE NEXT DISTRICT GENERAL ELECTION IN 2026**

WHEREAS, a vacancy exists in Zone 4 on the Board of Directors of the Grossmont Healthcare District for the office formerly held by Gloria Chadwick; and

WHEREAS, pursuant to Government Code section 1780, the Board of Directors may appoint a director to fill the vacancy in Zone 4 until the next general election in 2026; and

WHEREAS, the Board of Directors have conducted interviews of applicants for the position and have followed the procedures set forth in Government Code section 1780.

NOW, THEREFORE, the Board of Directors of the Grossmont Healthcare District does hereby resolve, find, determine, and order as follows:

Section 1: Pursuant to section 1780 of the Government Code, the Board of Directors of the Grossmont Healthcare District hereby appoints MAGGIE WATKINS to serve as the member of the Board of Directors for Zone 4 until the next District general election on November 4, 2026.

Section 2: The Secretary of the Grossmont Healthcare District is hereby directed to deliver forthwith one (1) certified copy of this Resolution No. 09-25 to the Clerk of the Board of Supervisors of the County of San Diego.

PASSED AND ADOPTED at a special meeting of the Board of Directors of the Grossmont Healthcare District held on August 21, 2025, by the following vote:

AYES: AYRES, LENAC, FARJOOD, HALL
NOES:
ABSENT:
ABSTAIN:

Robert Ayres, President
Board of Directors

ATTEST:

Virginia Hall, RN Secretary
Board of Directors

STATE OF CALIFORNIA )
) ss.
COUNTY OF SAN DIEGO )

I, Virginia Hall, Secretary of the Grossmont Healthcare District, DO HEREBY CERTIFY that the foregoing is a true copy of Resolution No. 09-25 adopted by the Board of Directors of the Grossmont Healthcare District at a regular meeting of the Board of Directors held on August 21, 2025, which Resolution is a part of the official records of the Grossmont Health District.

Dated: 8/21, 2025

Virginia Hall

Virginia Hall, RN, Secretary,
Board of Directors

Grossmont Healthcare District

**BOARD OF DIRECTORS**
**Meeting Minutes**
**August 21, 2025**

*The recording of this meeting can be found linked here. These meeting minutes show the time of specific agenda items. Fast forward the recording to the item of interest to hear detailed discussion.*

The Board of Directors of Grossmont Healthcare District held a regular meeting on Thursday, August 21, 2025, at 9:00 a.m., via teleconference and in person. Members of the public were able to participate by telephone, Zoom, or in-person at the Grossmont Healthcare District Conference Center, located at 9001 Wakarusa Street, La Mesa, California 91942. For the purpose of these minutes, the listed items are reflected in the order set forth on the posted Agenda. In some cases, discussion of items may have taken place out of sequence during the meeting. Any mis-labeled items on the agenda have been corrected in these minutes.

Directors Present:
Robert "Bob" Ayres, Board President
Randy Lenac, Board Vice President
Virginia Hall, RN, Board Secretary
Nadia Farjood, Board Member
Maggie Watkins, New Zone 4 Board Member

Staff Present:
Aaron Byzak, Interim Chief Executive Officer
Tom Scaglione, Chief Administrative Officer
Amy Abrams, Chief Community Health Officer
Holland Kessinger, Head Librarian
Aleks Giragosian, Interim General Counsel

Guests:
Maggie Watkins
Carol Lewis
Adam Leavitt
Claudia Rempel
Michele Silverthorn
Barry Jantz
Minola Clark Manson (via Zoom)
Paul Cloward
Bob Fole
Kelly Foreman
Brian Hutchins
Linda Dial
Jill Weber (via Zoom)
Martha Baugh (via Zoom)

A. Call to Order

The meeting was called to order at 9:00 a.m. by Board President Robert "Bob" Ayres.

B. Pledge of Allegiance ***(00:00:34)***

Barry Jantz, former District Chief Executive Officer, led the pledge.

C. Approval of Agenda ***(00:00:56)***

**A motion was made to approve the agenda with one change, to move item G(6) to written reports, by Director Hall, seconded by Director Farjood, and unanimously carried (4-0).**

Director Farjood reasserted her standing objection to the 9:00 a.m. meeting time when the majority of District constituents are working and cannot participate, especially on important days like this, where the Board is selecting a representative for an entire zone of thousands of people.

D. Public Comment ***(00:02:46)***

Linda Dial spoke about the need to have more weekly senior activities at the Library with greater capacity so more seniors could attend.

E. Consideration of Appointment of New Board Member to Zone 4 ***(00:05:04)***

1. Introductory Comments from President Ayres and Presentations and Interviews of Applicants for Board Appointment

   a) Maggie Watkins

   b) Carol Lewis

   c) Adam Leavitt

   d) Claudia Rempel

   e) Michele Silverthorn

   The Board heard three-minute presentations from all five (5) Zone 4 candidates and asked follow-up interview questions.

2. Public Comments

   Paul Cloward, Bob Fole, and Kelly Foreman attended the meeting in person and spoke to endorse Zone 4 candidate, Claudia Rempel.

Interim CEO Byzak read written public comments by Lisa Davidson (Partner with Amplified Impact Partners) and Christine Roberts (Director of Operations and Governance at MANA de San Diego), both who endorsed Zone 4 candidate, Claudia Rempel.

Minola Clark Manson attended the meeting via Zoom and spoke to endorse Zone 4 candidate, Claudia Rempel.

*(The meeting paused for a 10-minute intermission.)*

3. Board Nominations and Potential Appointment of New Director

   The Board expressed appreciation to all applicants for their time and qualifications. Each Board member received a ballot to submit their selections as outlined below:

| | |
|---|---|
| Director Farjood: | Claudia Rempel |
| Director Ayres: | Maggie Watkins |
| Director Lenac: | Maggie Watkins |
| Director Hall: | Maggie Watkins |

4. Consideration of Resolution No. 09-25 Appointing a New Director to Serve as Representative from Zone 4

   **Motion was made by Director Ayres, seconded by Director Lenac, and unanimously carried (4-0), to approve Resolution No. 09-25 appointing Maggie Watkins to serve as the Zone 4 Representative.**

5. Administration of Oath of Office of New Director

   Interim Legal Counsel, Aleks Giragosian, swore in Maggie Watkins for her oath of office as new Director. Maggie Watkins expressed her thanks and gratitude to the Board for the new position and took pictures with the other members. Director Ayres thanked everyone in attendance for their support.

F. Consent Action Items ***(01:53:04)***

Consent Action Items are normally acted upon by a single vote encompassing all items within this section. Since the public may directly address the Board before action on any item, a member of the public may, upon request, speak to the item(s) before the vote is taken.

1. Meeting Minutes of July 17, 2025

2. Meeting Minutes of August 5, 2025

**Motion was made by Director Ayres, seconded by Director Hall, and carried (4-0), to approve the meeting minutes of July 17, 2025 and August 5, 2025. *(Director Watkins abstained.)***

3. Consideration of Second Amendment to Chief Executive Officer Interim Consulting Agreement (Extending Contract by 60 Days to November 30, 2025)

   **Motion was made by Director Ayres, seconded by Director Lenac, and unanimously carried (5-0), to approve the second amendment to the Chief Executive Officer Interim Consulting Agreement.**

G. Reports/Presentations/Discussion/Possible Action Items ***(01:56:02)***

1. Reports

   a) Interim CEO Report – Aaron Byzak

   Interim CEO Byzak attended the Community Health Needs Assessment (CHNA) launch on August 19th, with most of the staff participating in it. The information gathered from the CHNA will be evaluated and incorporated into the upcoming strategic planning process.

   Interim CEO Byzak is pleased to announce the District has been recognized with the President's Special Acknowledgement Award by the Special District Risk Management Authority (SDRMA) for achieving no paid claims for the property liability program for five years (2020-2025) in a row. This recognition is a testament to the District's commitment to risk management and a culture of safety and proactive governance and also resulted in a rate reduction.

   i. Special District Risk Management Authority Board of Directors Election

   The Board to submit their vote for the Special District Risk Management Election by September 20, 2025.

   (a) Qualified Candidates

   (i) Steven Ruettgers, Director, Kern Mosquito & Vector Control District

   (ii) Tom Wright (Incumbent), Chairman, Clovis Veterans Memorial District

   (iii) Mike Scheafer (Incumbent), Board President, Costa Mesa Sanitary District

   (iv) Robert Housley, CSDM (Incumbent), General Manager, Midway City Sanitary District

(v) Virginia Chang Kiraly, Commissioner, San Mateo County Harbor District

**A motion was first made by Director Hall, seconded by Director Lenac, to select Candidates i, ii, iii, and iv. Another motion was then made by Director Farjood, seconded by Director Lenac, and carried (3-1-1), to select Candidates i, ii, iv, and v. *(Director Watkins abstained.) (Director Hall was the "nay" vote.)***

2. Community Grants & Sponsorships Committee – Director Farjood (7/16/25) (8/12/25) ***(01:04:53)***

The Committee met on July 16, 2025 and August 12, 2025. Attendees and discussion for July 16, 2025 and August 12, 2025 are listed in the Committee meeting minutes (which are linked from the Board agenda to the District website.)

a) FY25-26 Monthly Grant and Sponsorship Tracking Report

There is currently $3.8 million total available for grants; $70,000 total available for Sharp Grossmont Hospital support, and $200,000 total available for sponsorships.

b) Consideration of Grant Requests

*Recommended for Funding:*

i. Grossmont Union High School District: Health Career Pathway Initiative - $300,000 (FY24-25 $227,500) ***Committee Recommendation: $300,000***

**Motion was made by Director Farjood, seconded by Director Hall, and carried (5-0), to approve FY25-26 grant funding to Grossmont Union High School District in the amount of $300,000.**

Grant approval was based on the need to consider this grant which is based on the academic calendar and falls outside of the established grant application cycle. At the last Board meeting, expedited consideration of this grant was discussed having been a partner to Grossmont Union High School District for close to two decades. Director Lenac stated his support of this program and asked staff to keep reaching out to other East County schools that may be interested in the program.

*Not recommended for funding:*

ii. None

*Deferred - the Committee deferred consideration of the following request(s) to a subsequent meeting:*

iii. None

c) Consideration of Sponsorship Requests ***(02:09:09)***

Director Farjood explained just like the prior grant, there are sponsorship requests for events occurring before January 31, 2026 that would fall outside of the established grant and sponsorship cycle, and the reason they are coming to the Board for approval.

*Recommended for Funding:*

(a) George G. Glenner Alzheimer's Family Centers, Inc.: "Celebrating Scott Tarde – A Decade of Leadership Excellence" - $10,000 (No prior funding) (Event date 11/22/25) ***Committee Recommendation: $2,500***

Sponsorship approval of $2,500 was based on a limited presence in East County. Upon staff inquiry we learned that the organization currently served 14 residents in East County, which accounts for about 7% of their participants.

(b) Sharp Grossmont Hospital: "American Heart Association Heart & Stroke Walk" - $7,500 (FY24-25 $7,500) (Event date 9/20/25) ***Committee Recommendation: $7,500***

Sponsorship approval of $7,500 was based on priority area (chronic disease) and their long-time partnership with our partner at the hospital.

(c) San Diego Rescue Mission, Inc.: "Christmas Jubilee Jam" - $20,000 (FY24-25 grant $25,000; no prior sponsorships) (Event date 12/6/25) ***Committee Recommendation: $20,000***

Sponsorship approval of $20,000 was based on an East County event where every dollar that is contributed to the Christmas Jubilee Jam will go to homeless outreach showers which will help many residents in East county.

(d) Alzheimer's Disease and Related Disorders Association, Inc.: "Walk to End Alzheimer's" - $15,000 (FY24-25 $15,000) (Event date 10/4/25) ***Committee Recommendation: $5,000***

Sponsorship approval of $5,000 was based on a limited presence in East County. Since there are no Alzheimer's Day Centers in all of East County, we know there are some residents in East County who go to other facilities this organization runs.

(e) Foundation for Developmental Disabilities: "Season of Sharing" - $5,000 (No prior funding) (Event date 11/16/25) ***Committee Recommendation: $5,000***

Sponsorship approval of $5,000 was based on the District's historic focus on addressing developmental disabilities and families who have children struggling with autism and other learning disabilities.

Jill Weber, Foundation for Developmental Disabilities, thanked the Board for the award.

(f) Voices for Children: "Starry Starry Night" - $10,000 (FY24-25 $10,000) (Event date 10/4/25) ***Committee Recommendation: $10,000***

Sponsorship approval of $10,000 was based on priority area (mental health) and supporting the Casa program which connects individuals in the community with foster children for mentorship and support.

Brian Hutchins, Voices for Children, thanked the Board for their funding consideration. Director Hall clarified that she was speaking about exhibit booths/tables manned by staff with information about GHD. It is a truly inspirational event to learn how community volunteers are helping children in foster care in East County and Riverside County with the special challenges they face.

(g) Saddles In Service: "5th Annual Love for Heroes Gala" - $5,000 (FY24-25 $5,000) (Event date 11/1/25) ***Committee Recommendation: $5,000***

Sponsorship approval of $5,000 was based on the therapy it provides through riding horses to our veterans, first responders and law enforcement, and is based in East County.

(h) San Diego East County Chamber of Commerce: "ECCOC Member Sponsor Package" - $10,000 (FY24-25 $7,500) (Event dates 9/27/25 and TBD) ***Committee Recommendation: $10,000***

Sponsorship approval of $10,000 was based on support for four events, two of which are community health fairs, the 23rd Annual Women in Leadership event at Sycuan, and the 114th Annual East County Awards Gala.

Director Hall inquired as to whether or not this sponsorship includes informational tables for our staff to attend. CCHO Abrams will inquire with the East County Chamber of Commerce about getting free exhibit booths at their events since the District is a major sponsor.

**Motion was made by Director Farjood, seconded by Director Watkins, and unanimously carried (5-0), to approve FY25-26 sponsorship funding in the amounts shown to the listed organizations below:**

- **George G. Glenner Alzheimer's Family Centers, Inc.: $2,500**
- **Sharp Grossmont Hospital: $7,500**
- **San Diego Rescue Mission, Inc.: $20,000**
- **Alzheimer's Disease and Related Disorders Association, Inc.: $5,000**
- **Foundation for Developmental Disabilities: $5,000**
- **Voices for Children: $10,000**
- **Saddles In Service: $5,000**
- **San Diego East County Chamber of Commerce: $10,000**

*Not recommended for funding:*

ix. None

*Deferred - the Committee deferred consideration of the following request(s) to a subsequent meeting:*

x. None

Director Farjood thanked CCHO Abrams and staff for assisting with the scoring rubric, which is a very helpful way to analyze and process the sponsorship applications.

Director Farjood highlighted the historic increase in the grants and sponsorships program from $1.5 million to $4 million dollars this year. She expressed the need to develop more structure and transparency for future grant cycles, including consideration of multi-year grants and focusing on larger visionary projects to address significant community needs in East County.

All awarded grantees had the opportunity to take pictures with the Board with a large ceremonial check.

3. Finance Committee – Director Lenac (8/12/25) ***(02:57:40)***

The Finance Committee met on August 12, 2025. Attendees and discussion are listed in the Committee meeting minutes (which are linked from the Board agenda to the District website).

a) Recommendation: Consideration of Adding Secondary Administrator for Online Banking to Financial Institution Authorization Policy (FIN-02)

Director Lenac discussed the need for a second person to have administrative rights to the online account in case the CEO is unavailable providing there are adequate internal controls. This policy will be brought back to the Finance Committee in order to better establish revised policy language.

b) Recommendation: Consideration of New Retirement Benefit Funding Policy (FIN-11)

CAO Scaglione stated the new retirement benefit funding policy targets 90% funding for retirement liabilities and other post-employment benefit liability for retiree medical.

**Motion was made by Director Lenac, seconded by Director Ayres, and unanimously carried (5-0), to adopt new policy FIN-11 entitled "Retirement Benefit Funding Policy."**

Director Farjood asked Director Lenac to explain the reasoning behind the rejection of the Long-Range Financial Plan found in the August 12, 2025 Finance Committee meeting minutes. Director Lenac explained the Long-Range Financial Plan was never approved by the Board. While the Board does not need a formal Long-Range Financial Plan, they do need to approve and track major financial commitments and facility maintenance plans.

4. Community Health Committee – Director Hall (8/6/25; Monthly Report) ***(03:13:45)***

Director Hall stated that the Committee met on August 6, 2025. Attendees and discussion for August 6, 2025 are listed in the Committee meeting minutes (which are linked from the Board agenda to the District website.)

Director Hall asked that the August 6, 2025 Community Health Committee meeting minutes be revised to reflect the following:

- Page 2, Item 3: Include verbiage stating staff assured the Committee that UCSD has liability insurance for their community health program that works in the library

a) Presentation: Quarterly Community Health Update (Amy Abrams, Chief Community Health Officer)

CCHO Abrams provided a brief historical overview of last quarter FY24-25. Wellness Wednesdays continue to be well attended with average attendance 45.3 for the quarter. During the quarter 46 programs were offered and 550 people were served through those programs, with an average attendance of 12.

CCHO Abrams addressed the comment the guest made about the need for more senior classes. She explained that most programs are held in the library's meeting space which is fairly small, and the reason most programs are capped at no more than 15. Director Lenac highlighted the construction on the new Community Room, and CCHO Abrams confirmed that it will improve the capacity for most of programs. Interim CEO Byzak added they are looking into options for shading the courtyard for outside events to better utilize the space throughout the year. In addition to the size of the meeting space, increased programming will exceed the current budget.

CCHO Abrams reported on the A Community Conversation event held in the District Conference Center and via Zoom on April 29th. There were 50 people in attendance and 20 people online. Most attendees were residents of the Grossmont Healthcare District. There is a written report of all the questions and comments that were made during the event and the information received from the post event survey. The Committee will organize and analyze community feedback comments to identify recurring themes at their next meeting. This feedback will also be utilized during the strategic planning process.

Holland Kessinger, Head Librarian, gave a highlight of what has taken place in the library during the last quarter. The library was very busy with 3077 visitors which is unprecedented. There has been an increase in library cards issued as well as increases in social media outreach, email newsletters, and print newsletters. The programing and the launch of the Mobile Outreach Library have contributed to this growth. The library hosted 48 students from the Health Occupation Center in May and a special traveling exhibit from the National Library of Medicine was highlighted last quarter.

Ms. Kessinger discussed the success of the launch of the Mobile Outreach Library, which was well attended. More than 280 visitors were reached last quarter with 11 regular stops and 6 outreach stops. Caitlyn Shaffer, Library Outreach Assistant, is doing an amazing job, developing partnerships and relationships with organizations and the community are looking forward to her regular visits.

5. Public Relations & Outreach Committee – Director Hall (8/13/25) ***(03:31:20)***

Director Hall stated that the Committee met on August 13, 2025 and that the minutes will stand as her verbal report. Attendees and discussion for August 13, 2025 are listed in the Committee meeting minutes (which are linked from the Board agenda to the District website.)

a) Presentation: Quarterly Public Relations/Media Affairs Report (Aaron Byzak, Galvanized Strategies and District Interim Chief Executive Officer)

Interim CEO Byzak presented the Public Relations/Media Affairs Report for Q4 2025, highlighting six media stories from April to June. The main topics included the launch of the Mobile Outreach Library (aka "Molly"), the Grossmont Healthcare District scholarship awards, and a negative news story about a labor and delivery incident at Sharp Grossmont Hospital. There were 14 stories in the previous quarter and part of this is because the Union Tribune lost its East County reporter and a new reporter has not been assigned yet. The hospital celebrated its 70th anniversary and Sharp had a nice article, and it was an oversight we were not included in that. There may be additional media in October about the 70th anniversary from our perspective. A press release about the tax rate reduction was recently sent out. Kara Jacobson, Communications Specialist, presented a report on the District's social media which showed an upward trend with things going very well. It is a tough road in social media nowadays. Director Lenac requested a social media overview at some point. The new Library website will be embedded in the District website, an integration that should support increased online engagement.

6. Facilities Committee – Director Hall (8/13/25) ***(03:41:43)***

   The Committee met on August 13, 2025. Attendees and discussion for August 13, 2025 are listed in the Committee meeting minutes (which are linked from the Board agenda to the District website.)

   a) District Renovation Updated Timeline from Barrie + Co. (For Information Only)

      *(This agenda item was provided as information only and has been moved to written reports.)*

7. Joint Strategic Plan/Risk Management Committee – Director Farjood (8/16/25) ***(03:42:05)***

   Director Farjood stated that the Committee met on August 16, 2025 and gave a verbal report. (These meeting minutes will be linked on a subsequent Board agenda, where attendees and discussion will be listed.)

   a) Recommendation: Consideration to Approve Strategic Planning Process and Timeline

      Director Lenac proposed a three-phase strategic planning process which will begin with an assessment of existing programs and unrealized legacy programs, followed by a community engagement session, and conclude with new program concepts. Staff to schedule a Saturday workshop in order to discuss assessment of existing programs and unrealized programs. Staff to conduct a community engagement session to gather input for new program concepts as part of the strategic planning process. Interim CEO Byzak will facilitate the strategic

planning process. Interim CEO Byzak and the Board updated Director Watkins on the strategic planning process.

**Motion was made by Director Lenac, seconded by Director Farjood, and unanimously carried (5-0), for a three-phase strategic planning process that will begin with an assessment of existing programs, Phase 1, and unrealized legacy programs, Phase 2, to be held on a Saturday with Board and staff, followed by a community engagement session, and conclude with new program concepts, Phase 3.** ***(The strategic planning process timeline is not part of the motion.)***

8. Chief Executive Officer Recruitment Ad Hoc Committee – Director Ayres (8/14/25) (8/16/25) ***(03:52:05)***

   The Committee met on August 14, 2025 and August 16, 2025. As an ad hoc body, it is not required to produce meeting minutes; therefore, none are provided.

   a) Chief Executive Officer Recruitment Update

      Director Ayres stated the Committee will interview three candidates tomorrow and two candidates on Monday. To date, 437 applicants have applied for the District CEO position, with Blair Search Partners recently narrowing it down to approximately 5 they have identified as very qualified. The job announcement is open until August 31, 2025.

H. Board Member Comments/Reports ***(03:54:35)***

1. Monthly Stipend Report for Meetings Attended – This report includes meetings from the prior month. Board Members are invited to provide brief reports on any community meetings, conferences, and/or trainings attended for which a stipend was paid, or for any other meetings of significance.

2. Board and CEO Comments

   President Ayres welcomed new Zone 4 Director, Maggie Watkins, to the Board.

   Director Hall will be gone for two weeks from September 13th to September 27th.

   Director Lenac requested Interim CEO Byzak obtain a copy of the Board Education from Sharp Grossmont Hospital and schedule it.

I. Information Items

1. Monthly Grant & Sponsorship Report for July 2025

2. Monthly Investment Transaction Report for July 2025

3. Monthly Financial Report for July 2025

4. 2025 Committee Assignments

J. Next Regularly Scheduled Meetings

1. Tuesday, September 2, 2025, 9:00 a.m. *(This meeting has been canceled.)*

2. Thursday, September 18, 2025, 9:00 a.m. *(This meeting has been canceled.)*

3. Tuesday, October 7, 2025, 9:00 a.m.

K. Adjournment

There being no further business on **motion duly made, seconded, and unanimously carried, the Board adjourned at 12:25 p.m.**

Respectfully submitted,

_____

Robert "Bob" Ayres, President, Board of Directors

ATTEST:

_____

Virginia Hall, RN, Secretary, Board of Directors

**Maggie T. Watkins**
[redacted]
**Personal email:** [redacted]
**District email:** mwatkins@grossmonthealthcare.org
**Cellphone:** [redacted]

TO: Andrew Potter
Clerk of the Board of Supervisors

FROM: Joshua Dunn
Community representative, Board Office District 4

SUBJECT: Disclosure of Status as a Board Member of a Non-Profit Organization (Administrative Manual § 519.1, et.seq.)

I am providing this memo in accordance with the provisions of Administrative Manual § 519.1, et seq. I am a board member of the San Diego Pride non-profit organization. I acknowledge that San Diego Pride has received funding from the County of San Diego and will request additional funding from the County later this year. I am unaware of the timing of the funding request or the specific amount being requested.

Please note that I recuse myself from participating in any San Diego Pride decision-making related to County funding requests and from any involvement in the funding request or decision-making process in my capacity as a County employee.

Sincerely,
Joshua Dunn

COSD CLERK OF THE BOARD
2025 SEP 10 AM9:21

## Potter, Andrew

**From:** Dunn, Joshua
**Sent:** Tuesday, September 9, 2025 4:54 PM
**To:** Potter, Andrew
**Cc:** Christensen, Lisa; Wyatt, Donte T
**Subject:** Letter of Recusal Administrative Manual § 519.1, et. seq
**Attachments:** Administrative Manual § 519.1, et. seq.docx

Hi Andrew,

Please find attached my letter of recusal per Administrative Manual § 519.1, et. Seq. Please reach out if you have any further questions.

**Joshua Dunn| *Community Representative (He, They)***
County of San Diego | Supervisor Monica Montgomery Steppe | Fourth District
1600 Pacific Highway, San Diego, CA 92101
Phone: 858-325-7178
Book time with Dunn, Joshua: 30 minutes meeting

COSD CLERK OF THE BOARD
2025 SEP 10 PM12:56

**ANDREW POTTER, CCB**
EXECUTIVE OFFICER/CLERK

CLERK OF THE BOARD OF SUPERVISORS
1600 PACIFIC HIGHWAY, ROOM 402, SAN DIEGO, CALIFORNIA 92101-2471
PHONE (619) 531-5600 FAX (619) 338-8146
www.sandiegocob.com

**RYAN SHARP**
ASSISTANT CLERK

**ANN MOORE**
ASSISTANT CLERK

September 10, 2025

TO: Supervisor Terra Lawson-Remer, Chair
Supervisor Monica Montgomery Steppe, Vice-Chair
Supervisor Paloma Aguirre, Chair Pro Tem
Supervisor Joel Anderson
Supervisor Jim Desmond

FROM: Andrew Potter
Clerk of the Board of Supervisors

**FISCAL YEAR 2024-25 COUNTY VOLUNTEER REPORT**

Pursuant to Board Policy A-130, "County of San Diego Volunteer Policy," attached please find the annual County of San Diego Volunteer Report encompassing the fiscal year period from July 1, 2024, through June 30, 2025. In addition to the attached consolidated summary, the comprehensive reports from each department that reported using volunteers during this period are available on our website at Volunteer Service Program FY 2024-25 Annual Report (https://www.sandiegocounty.gov/content/sdc/volunteer/annual-reports/2024-2025.html). These reports provide information on volunteer program benefits, donations to volunteer programs, volunteer program costs, and net benefits to departments, recruiting strategies, special program activities, accomplishments, and department program goals for the upcoming year.

For the Fiscal Year 2024-25, the County utilized 14,822 volunteers, providing a value of $33,827,467. The County received $428,166 in monetary and tangible/intangible gift donations to various volunteer programs. County departments incurred a cost of $4,744,924 to run their programs, and the net benefit to the County totaled $29,510,709.

When comparing the Fiscal Year 2024-25 Report to Fiscal Year 2023-24, the total number of volunteer hours increased by 6%, resulting in a 10% increase in the overall net benefit to the County. Although the number of individual volunteers declined by 8%, the greater number of hours contributed per volunteer generated a higher overall value to the County.

County coordinators recruit volunteers on the campuses of San Diego area colleges, universities, and high schools, through public service announcements, County News Center Television (CNC-TV), newspaper advertisements, and through the County's web site. Many County departments report goals to enhance their volunteer programs through additional recruitment, training, and recognition efforts during the coming year.

The Clerk of the Board is pleased to partner with other interested parties to continuously improve the volunteer program.

I wish to thank the Board for your continued support and encouragement of resident participation and volunteerism in the County. Department Heads and Department Volunteer Coordinators are at the heart of the County's Volunteer Program and are to be commended for their excellent efforts in making these programs successful.

Sincerely,

ANDREW POTTER

Attachment

cc: Ebony Shelton, Chief Administrative Officer
Caroline Smith, Assistant Chief Administrative Officer
Communications Received for the Board of Supervisors

AP:RS:jh

COUNTY OF SAN DIEGO
CLERK OF THE BOARD OF SUPERVISORS
VOLUNTEER REPORT SUMMARY
JULY 1, 2024 - JUNE 30, 2025

| Department | Number of Volunteers | Hours | Value | Donations Received | Net Program Cost | Benefit to Department |
|---|---|---|---|---|---|---|
| Animal Services | 355 | 22,947 | $921,151 | $0 | $84,562 | $836,588 |
| Assessor/Recorder/Clerk | 7 | 842 | $33,794 | $0 | $3,256 | $30,538 |
| Board of Supervisors District 2 | 464 | 32,510 | $1,304,971 | $0 | $156,524 | $1,148,447 |
| Department of Child Support Services | 7 | 1,335 | $53,587 | $0 | $28,767 | $24,820 |
| Clerk of the Board of Supervisors | 1 | 49 | $1,957 | $0 | $146 | $1,811 |
| County Counsel | 11 | 536 | $21,515 | $0 | $7,270 | $14,245 |
| District Attorney | 71 | 10,378 | $421,010 | $0 | $15,936 | $405,074 |
| HHSA - Aging and Independence Services - RSVP/SVA | 756 | 120,290 | $4,828,440.60 | $109,078 | $382,945 | $4,554,573 |
| HHSA - Aging and Independence Services - Ombudsman | 28 | 3,489 | $140,064.92 | $223,472 | $355,217 | $8,320 |
| HHSA - Behavioral Health Services - Edgemoor Hospital | 22 | 540 | $21,675.60 | $0 | $1,551 | $20,124 |
| HHSA - Behavioral Health Services - Adult Case Management | 1 | 358 | $14,370.12 | $0 | $3,026 | $11,344 |
| HHSA - Behavioral Health Services - Juvenile Forensic Services | 3 | 900 | $36,126.00 | $0 | $4,875 | $31,251 |
| HHSA - Behavioral Health Services - North Central Behavioral Health Center | 3 | 1,964 | $78,814.89 | $0 | $21,516 | $57,299 |
| HHSA - Child and Family Well-Being | 155 | 28,200 | $1,131,948 | $0 | $543,384 | $588,564 |
| HHSA - Medical Care Services - Outreach and Education | 2 | 226 | $7,301.54 | $0 | $403 | $6,898 |
| HHSA - Medical Care Services - Public Health Centers | 2 | 453 | $38,234.39 | $2,465 | $15,092 | $25,607 |
| HHSA - Department of Strategy and Community Engagement | 3 | 245 | $9,834 | $0 | $8,316 | $1,519 |
| HHSA - Public Health Services | 58 | 9,507 | $430,783.89 | $0 | $64,879 | $365,905 |
| Library | 886 | 88,661 | $3,566,418 | $0 | $83,890 | $3,482,528 |
| Medical Examiner | 61 | 11,188 | $532,572 | $0 | $142,102 | $390,470 |
| Office of Ethics Compliance and Labor Standards | 4 | 116 | $4,656 | $0 | $3,326 | $1,330 |
| Parks and Recreation | 3,288 | 89,351 | $3,586,549 | $16,022 | $245,703 | $3,356,868 |
| Planning and Development Services | 294 | 7,056 | $663,264 | $0 | $189,111 | $474,153 |
| Probation | 235 | 9,559 | $383,686 | $0 | $8,349 | $375,337 |
| Public Defender | 439 | 47,159 | $2,125,028 | $0 | $849,337 | $1,275,691 |
| Public Works | 6,100 | 57,378 | $2,303,133 | $0 | $438,983 | $1,864,149 |
| San Diego County Fire - Community Risk Reduction | 105 | 1,803 | $72,372 | $35,500 | $71,706 | $36,167 |
| San Diego County Fire - Emergency Medical Services | 2 | 400 | $16,056 | $0 | $2,963 | $13,093 |
| Sheriff's Department | 699 | 162,318 | $6,515,445 | $25,100 | $827,726 | $5,712,819 |
| University of California Cooperative Extension | 760 | 111,956 | $4,562,709 | $16,529 | $184,060 | $4,395,179 |
| TOTALS: | 14,822 | 821,713 | $33,827,467 | $428,166 | $4,744,924 | $29,510,709 |

COSD CLERK OF THE BOARD
2025 AUG 28 AM8:27

# WARNER SPRINGS COMMUNITY SPONSOR GROUP
# VACANCY NOTICE

This notice is to announce that a vacancy has occurred on the Warner Springs Community Sponsor Group (CSG) for seats #1 and 9 of the 9 member group. The County's BOARD OF SUPERVISORS makes this appointment.

You may refer to the Roster of Boards, Commissions and Committees on the County's website at www.sandiegocounty.gov/cob/ for information about this CSG. Vacancies for this Planning/Sponsor Group are filled in compliance with Policy I-1 of the Board of Supervisors. The Community Sponsor Group may make a recommendation to the Board of Supervisors, who can then appoint the interested, qualified community member.

Those wishing to apply to become a member of the Warner Springs CSG are requested to inform the group's Chairperson, Kathryn Fletcher via email: kathrynfletcher3@gmail.com or phone: 949-230-7163 of their desire to serve. They shall then present themselves in person to the group at a CSG meeting to inform the group in a five-minute presentation of their credentials and their desire to serve.

Community Sponsor Group applicants must reside in or own property located within the Sponsor Group area to be eligible for appointment to the group. Candidates must provide a completed application, be at least 18 years of age, be registered to vote in the area they wish to represent, and disclose any financial interest in real estate or business in the Community Sponsor Group area other than their home (if any). The Standing Rules as they presently exist will be observed in these procedures.

cc: ____ Group Chairperson
____ County Supervisor's Office
____ Clerk of the Board
____ Planning & Development Services

HALL OF JUSTICE
330 WEST BROADWAY
SAN DIEGO, CA 92101
(619) 531-4040
SanDiegoDA.com

**OFFICE OF**
# THE DISTRICT ATTORNEY
**COUNTY OF SAN DIEGO**

**DWAIN D. WOODLEY**
ASSISTANT DISTRICT ATTORNEY

**SUMMER STEPHAN**
**DISTRICT ATTORNEY**

August 22, 2025

Andrew Potter, Clerk of the Board of Supervisors
County Administration Center
1600 Pacific Highway, Room 402
San Diego, CA 92101

Dear Mr. Potter,

We attach a copy of the San Diego County District Attorney's 2024-2025 Real Estate Annual Report pursuant to Government Code section 27388.

Should you have any questions, please feel free to contact me.

Thank you,

Karen Castillo McCabe Digitally signed by Karen Castillo McCabe Date: 2025.08.26 15:53:33 -07'00'

Karen Castillo McCabe
Finance Officer
Financial Management Team – Grants Unit
San Diego County, District Attorney's Office
Phone Number – (619) 531-3545
karen.castillomccabe@sdcda.org

COSD CLERK OF THE BOARD
2025 SEP 3 PM5:07

# 2024-2025 SAN DIEGO COUNTY REAL ESTATE ANNUAL REPORT

SUMMER STEPHAN

District Attorney

By: Brendan McHugh
Division Chief
Economic Crimes Division
County of San Diego

**The following is a copy of the Real Estate Fraud Annual Report.**

1. Name of reporting county - **San Diego**
2. Number of referrals entering in the fiscal year - **46**
3. Number of referrals initiated during the fiscal year - **33**
4. Total number of referrals - **79**
5. Number of investigations entering the fiscal year - **44**
6. Number of investigations initiated in the fiscal year - **33**
7. Total number of investigations - **77**
8. Number of filed cases entering the fiscal year - **17**
9. Number of filed cases initiated in the fiscal year - **3**
10. Total number of filed cases - **20**
11. Number of victims in filed cases entering in the fiscal year - **74**
12. Number of victims in filed cases initiated in the fiscal year - **10**
13. Total number of victims in filed cases - **84**
14. Number of convictions obtained in the fiscal year - **3**
15. Aggregated monetary loss suffered by victims for cases entering the fiscal year - **$304,880,891**
16. Aggregated monetary loss suffered by victims for cases initiated during the fiscal year - **$8,719,075**
17. Total aggregated monetary loss suffered by victims in cases in which there has been an investigation, filing or conviction - **$313,599,966**

18. Beginning fund balance in Real Estate Fraud Prosecution Trust Fund - **$2,608,672**

19. Real estate document fees collected - **$384,529**

20. Total program revenue - **$1,223,312**

21. Salaries and benefits - **$1,589,678**

22. Operation and support costs - **$221,344**

23. Administrative fees - **$0**

24. Total program expenditures - **$1,811,022**

25. General Fund revenue used to fund Real Estate Fraud activities in the fiscal year - **$587,710**

26. Ending balance in Real Estate Prosecution Trust Fund - **$1,769,888**

27. Was Real Estate Prosecution Trust Fund money distributed to a law enforcement agency other than the District Attorney's Office in the fiscal year? - **No.**

28. Additional information you would like to provide:

Representative recent cases

**San Diego Superior Court Case P. v. Pirahanchi Nazemi SCD295178:**

Farrah Pirahanchi Nazemi recorded two false documents in November 2019 related to a property in Bonita. She recorded the documents in an unsuccessful attempt to prevent the foreclosure of and her eviction from a house she formerly owned in Bonita. Ms. Nazemi lost her unlawful detainer case and only left the Bonita property when she was locked out by the San Diego Sheriff's Department in January of 2020.

After leaving the Bonita property, Ms. Nazemi moved into a house in Vista where her brother was living at the time. Her brother

had previously entered into a contract to purchase the Vista property from the owner in exchange for an apartment in Tehran and cash to make up the difference in value. The sale/exchange fell through and in the settlement of the subsequent lawsuit, Ms. Nazemi's brother agreed to vacate the Vista property. Her brother vacated, but Ms. Nazemi refused to leave. She forged the owner's signature on and recorded a Grant Deed transferring the Vista property from the owner to herself.

A jury convicted Pirahanchi Nazemi last month of three felony counts of recording false documents and one felony count of forgery. Ms. Nazemi was sentenced on July 30, 2025 to two years state prison and ordered to pay $110,000 in victim restitution.

**San Diego Superior Court Case 2[1]:**

On May 11, 2023, a District Attorney investigator in the Real Estate Fraud unit was assigned to investigate a complaint filed by the San Diego County Recorder's Office. The complaint indicated a female subject identified as the defendant, had recorded three documents quitclaiming numerous properties to herself on April 12, 2023, April 19, 2023, and April 27, 2023.

The investigation revealed that the defendant recorded three Quit Claim Deeds (QCD) in April of 2023. In each QCD, the defendant disclaimed ownership from herself to "Oh It Is Jesus, LLC." Although the defendant did not own any of the properties described in the documents, she clouded and encumbered the titles of the true owners of the properties. These properties included several well-known hotels in the Mission Valley area of San Diego as well as high rise apartment complexes, office buildings, and self-storage units.

The District Attorney investigator obtained the sign in sheet and surveillance tapes for each date from the San Diego County Assessor, Recorder, County Clerk's office, and met with Notary Public, who provided copies of her journal receipts documenting entries from which the defendant's signature was recorded.

[1] Party name and case number are redacted because the entirety of the facts are not contained in the public record.

On August 4, 2023, the District Attorney Investigator spoke with the County Recorder's Office and was informed the defendant had recorded two more documents quitclaiming numerous properties to herself that day; additional surveillance footage of this interaction was requested. On August 8, 2023, the District Attorney Investigator was informed the defendant had again returned to the office to record a document gifting herself numerous properties. The documents and surveillance footage were provided to the investigator.

On January 22, 2024, the defendant was arraigned on an eight-count felony Complaint. On February 5, 2025, she entered guilty pleas to two felony counts of Perjury, admitting the Aggravated White Collar Crime Enhancement. On March 10, 2025, she was sentenced to 4 years formal probation, and given credit for 332 days in custody.

**Contact Person:**

Brendan McHugh
Division Chief, Economic Crimes Division
San Diego County District Attorney
330 W. Broadway Suite 750
San Diego, CA 92101
brendan.mchugh@sdcda.org
619 531-3114
619 531-4481 fax

COSD CLERK OF THE BOARD
2025 SEP 3 PM3:34

**DAHVIA LYNCH**
DEPUTY CHIEF ADMINISTRATIVE OFFICER

**LAND USE AND ENVIRONMENT GROUP OFFICE**
1600 PACIFIC HIGHWAY, ROOM 212 SAN DIEGO, CALIFORNIA 92101-2422
858-514-4990

September 3, 2025

To: Supervisor Terra Lawson-Remer, Chair
Supervisor Monica Montgomery Steppe, Vice Chair
Supervisor Paloma Aguirre, Chair Pro Tem
Supervisor Joel Anderson
Supervisor Jim Desmond

From: Dahvia Lynch
Deputy Chief Administrative Officer, Land Use and Environment Group

**REPORT BACK ON EXPANDING ACCESS TO AUTOMATED EXTERNAL DEFIBRILLATORS FOR PRIVATE SPORTS FACILITIES AND ORGANIZATIONS**

Effective January 1, 2028, the State of California will require youth sports organizations to provide access to Automated external defibrillators (AEDs) during practices and matches, as well as provide AED staff training, emergency response plans, and communication procedures. On May 6, 2025 (16), the San Diego County Board of Supervisors (Board) directed staff to explore opportunities to expand access to AEDs for youth sports facilities and organizations in the San Diego region, in an effort to help support these groups' compliance with state law, and report back on potential program options in 120 days. In response to this direction, staff conducted stakeholder outreach to local municipalities, youth sports organizations, and other organizations across the region to identify viable actions that the County of San Diego (County) can take to support youth sports organizations in accessing, maintaining, and learning how to use AEDs. This memorandum serves as the 120-day update on opportunities to expand access to AEDs for youth sports facilities and organizations in the San Diego region.

## CURRENT COUNTY AND REGIONAL AED PROGRAMS

AEDs are an important safety feature in sports, and widespread access and training are key in helping prevent sudden cardiac events, which can happen to even seemingly healthy children and teenagers who may have undiagnosed heart conditions. The County Emergency Medical Services Office (EMS) tracks the location and types of AEDs in San Diego County, as required by State law.

There are over 5,700 AEDs registered throughout San Diego County, including those operated by municipalities and various organizations. Of these, the County has 624 registered AED units, 64 of which are located in Department of Parks and Recreation (DPR) facilities such as sports fields and courts. Several regional programs further support AED access through procurement assistance, training, and maintenance services. For example, San Diego Project Heart Beat is operated by the City of San Diego in collaboration with local agencies, including the County. The program provides ongoing tracking and recordkeeping of AED maintenance and offers discounts on AED equipment, in-service training, and incident management services.

Additionally, local organizations like the Eric Paredes Save a Life Foundation (Foundation) offer support through a loaner program, which lends AEDs to teams for short seasons, games, or tournaments at no cost after participating in a cardiac emergency response training program provided by the foundation. On a national level, the Smart Heart Sports Coalition – AEDs for Youth initiative provides discounts on AED units for eligible organizations and schools through partnerships with Avive and Coro Med. Together these programs demonstrate the region's shared commitment to increasing cardiac emergency preparedness through coordinated emergency response efforts across San Diego County.

**STAKEHOLDER OUTREACH**

To better understand the regional needs related to AED access and readiness, staff conducted focused stakeholder outreach with two key groups: local youth sports organizations and municipal parks and recreation agencies that operate sports facilities and/or programs.

*Youth Sports Organizations*

An estimated 1,000 youth sports organizations operate throughout the region, ranging from small, parent-led volunteer groups to large, nationally affiliated club teams. As a result, the organizations vary significantly in their funding capacity, access to resources, and availability of AEDs. To assess current AED access and identify support needs, staff developed and distributed a focused survey that was open for five weeks for youth sports organizations. Distribution channels included the DPR website, social media platforms, printed flyers, and direct outreach to more than 250 youth sport organizations using DPR facilities. A total of 31 responses were collected, which found that:

- 23% of respondents reported always having access to an AED during organized sports activities, while the remaining 77% indicated limited or no access.
- When asked what support would be most helpful in improving AED access:
  - 34% identified funding for AED purchases as the top need;
  - 28% identified training and certification; and
  - 15% highlighted the need for maintenance support.

In open-ended responses, participants consistently expressed the importance of AED availability during practices and games. Additionally, comments highlighted a strong desire to improve safety and emergency preparedness, concerns over the cost of purchasing AEDs, challenges with limited or no AEDs at sports facilities, and a commitment to developing plans and/or acquiring AEDs. A detailed summary of these results can be found in Attachment A.

*Municipal Parks and Recreation Agencies*

Staff also engaged with regional parks and recreation departments to assess the scope and structure of their AED programs. Individual virtual meetings were held with representatives from 11 municipalities, including the cities of Carlsbad, Del Mar, Encinitas, El Cajon, La Mesa, National City, Oceanside, Poway, San Diego, San Marcos, and Santee. While all municipalities indicated that AED programs are administered by their respective emergency services office or public safety departments, key differences were observed, including:

- **Portable AED Availability:** Most agencies have stationary AEDs located inside public buildings such as recreation centers and park offices that are available during normal operating hours. However, only a few provide portable AEDs in ranger vehicles, and only two municipalities have installed outdoor "save station" AED units – temperature-controlled kiosks that ensure public access at all times.

- **Maintenance and Record Keeping:** While most municipalities participate in San Diego Project Heart Beat for AED tracking and maintenance, one manages its program independently. Several municipalities raised concerns about the complexity and cost of maintaining the units, including the need to replace unused AEDs due to expired warranties or discontinued components.
- **Training Requirements:** While municipal staff are certified in CPR/AED use as required by the State health and safety codes, no municipalities reported requiring youth sports organizations to obtain AED or CPR certification. One city has a broadly defined park permit policy that places liability on organizations in the event of a medical emergency on city property.
- **Funding Sources:** Program funding varied and included general fund allocations, public-private partnerships, and grant funding. Most municipalities fund their AED programs through general health and safety or emergency services budgets, though dedicated funds for parks and sports facilities are uncommon. Regional grant opportunities are available, such as San Diego Project Heart Beat which offers grants that cover 25% of the AED purchase for eligible 501(c)(3) nonprofit organizations – provided the units are purchased through an authorized vendor. Additionally, private-public partnerships like the City of San Diego's Corporate Partnership Program support AED access through vendor collaborations, sponsorships, and marketing revenue, helping create sustainable funding streams for AED programs in public spaces and youth sports.

## COUNTY PROGRAM OPTIONS

Based on input from the stakeholder engagement with local youth sports organizations and municipal parks and recreation departments, staff identified a range of program options to improve access to AEDs for youth sports groups and organizations across the region. These opportunities aim to address gaps in availability, training, maintenance, and funding. The options listed include what a program could look like, as well as cost estimates for staffing and purchase of AEDs.

| **Option 1: Establish AED Equipment Subsidy Program** | |
|---|---|
| ***Option 1A: Rebate Program (300 AED units; one per organization; Cost limit of $900)***<br>Organizations would purchase their own AED units and submit documentation for reimbursement, up to a specified amount. This would require a streamlined verification and reimbursement process, including establishing a clear cost limit to account for varying device prices. | |
| Total Cost | $353,000 |
| One-Time Cost | AEDs: $270,000 (300 units);<br><br>Staff: One temporary part-time staff, Recreation Program Coordinator (RPC): $82,589 for program administration (i.e., application and eligibility development, communication with applicants, processing of rebates, etc.) |
| Ongoing Cost | N/A |
| Considerations | • Provides organizations with flexibility in selecting the AED model that best meets their needs<br>• Limits the County's role in device selection, reducing liability risk |

| | |
|---|---|
| | • Does not provide ongoing support for maintenance, including replacement of batteries/pads/units<br>• Limited supply of AED units (one per organization) may not meet the needs of every organization |
| ***Option 1B: Voucher Program (300 AED units; one per organization; Cost limit of $900 per unit)***<br>Eligible organizations would be provided with a redeemable voucher through the County's Amazon Business Account. This would require administrative support for account access and order processing. | |
| Total Cost | $353,000 |
| One-Time Cost | AEDs: $270,000 (300 units);<br><br>Staff: One temporary part-time staff, RPC: $82,589 for program administration (i.e., application and eligibility development, communication with applicants, processing of vouchers, etc.) |
| Ongoing Cost | N/A |
| Considerations | • Direct ordering of pre-approved AED units<br>• Centralized control over costs, inventory, and unit selection<br>• Does not provide ongoing support for maintenance, including replacement of batteries/pads/units<br>• Limited supply of AED units may not meet the needs of every organization |
| ***Option 1C: Vendor Program***<br>The County would negotiate pricing with one or more vendors and have organizations purchase directly using these vendor contacts and rates. | |
| Total Cost | $353,000 |
| One-Time Cost | AEDs: $270,000 (300 units);<br><br>Staff: One temporary part-time staff RPC: $82,589 for program administration (i.e., application and eligibility development, communication with applicants, processing of discounts, etc.) |
| Ongoing Cost | N/A |
| Considerations | • Can leverage County's purchasing power to lower costs for units<br>• Supply of AEDs that can be procured with $270,000 unknown<br>• Limits selection to specific brands or distributors<br>• Does not provide ongoing support for maintenance, including replacement of batteries/pads/units<br>• Limited supply of AED units may not meet the needs of every organization |

| **Option 2: Expand AED Access at Designated County Sports Facilities** | |
|---|---|
| ***Option 2A*** | |
| Add one (1) outdoor AED to DPR-designated sport facilities that currently have none (8 sites). This would include weatherproof, ventilated, heated storage (SaveStation Tower) ***with*** cellular service and monitoring subscription. | |
| Total Cost | One-Time Cost: $234,000; Ongoing Cost: $4,000 |
| One-Time Cost | AED Units: $18,500; SaveStations: $45,000; Installation: $171,000 (contractor) |
| Ongoing Cost | 4-year cellular monitoring plan per SaveStation: $4,000 (*begins after the fourth year of installation)* |
| Considerations | • Ensures a minimum of one AED unit at each DPR allocated field/facility<br>• Accessible by park users after hours<br>• Portable<br>• Does not include leased locations<br>• Requires electrical installation<br>• Requires cellular service plan for monitoring<br>• Depending on facility layouts, unit may still be a considerable distance away from some fields/courts<br>• Ongoing maintenance responsibility for leased facilities<br>• Public misuse or tampering |
| ***Option 2B*** | |
| Add one (1) ***outdoor*** AED to each DPR-designated sport facility, including leased sites (19 total). This would include weatherproof, ventilated, heated storage (SaveStation Tower) ***with*** cellular service and monitoring subscription. | |
| Total Cost | One-Time Cost: $555,000; Ongoing Cost: $9,200 |
| One-Time Cost | AED Units: $44,000; SaveStations: $107,000; Installation: $405,000 (contractor) |
| Ongoing Cost | 4-year cellular monitoring plan per SaveStation: $9,200 (*begins after the fourth year of installation).* Minimal ongoing cost for maintenance and repairs anticipated. |
| Considerations | • Ensures a minimum of one AED unit at each DPR allocated field/facility<br>• Accessible by park users after hours<br>• Portable<br>• Monitoring included<br>• Requires electrical installation<br>• Requires cellular service plan for monitoring<br>• Depending on facility layouts, unit may still be a considerable distance away from some fields/courts<br>• Ongoing maintenance responsibility for leased facilities |

| | |
|---|---|
| | • Public misuse or tampering |
| ***Option 2C***<br>Add (1) ***outdoor*** AED to each DPR-designated sport facility, including leased sites (19 total). This would include weatherproof, ventilated, heated storage (SaveStation Tower) ***without*** cellular service and monitoring subscription. | |
| Total Cost | One-Time Cost: $511,936.56; Ongoing Cost: N/A |
| One-Time Cost | AED Units: $43,471.81; SaveStations: $63,464.75; Installation $405,000 (contractor) |
| Ongoing Cost | Minimal ongoing cost for maintenance and repairs anticipated |
| Considerations | • Ensures a minimum of one AED unit at each DPR allocated field/facility<br>• Accessible by park users after hours<br>• Portable<br>• No cellular service (staff would need to manually report any usage)<br>• No monitoring subscription<br>• Depending on facility layouts, unit may still be a considerable distance away from some fields/courts<br>• Ongoing maintenance responsibility for leased facilities<br>• Public misuse or tampering |

| | |
|---|---|
| **Option 3: Public Awareness Campaign**<br>Develop and administer a two-year AED Awareness Outreach Program to increase public knowledge, visibility, accessibility, and compliance with AB310. The program would be in collaboration with existing partners like San Diego Project Heart Beat, HHSA, Fire, EMS, and DPR. | |
| Total Cost | $233,000 |
| One-Time Cost | Services and Supplies (i.e., online platforms, marketing campaigns, flyers, posters, outreach materials, etc.): $150,000;<br>Staff: One temporary part-time staff RPC: $82,589 for program management |
| Ongoing Cost | N/A |
| Considerations | • Creates awareness of AEDs and available resources<br>• Provides free resources to organizations in forms of trainings and education seminars<br>• Leverage partnerships to provide discounted or free equipment<br>• Lacks structure to support ongoing engagement unless funding is provided on an annual basis |

## ELIGIBILITY CRITERIA AND APPLICATION PROCESS

Staff recommends that any potential County program be structured to prioritize youth sports organizations with the greatest need and that lack resources to acquire and maintain lifesaving AEDs. The evaluation criteria for organizations applying to the program will follow DPR's Field Allocation Guidelines (Attachment B). These guidelines outline the process and procedures for scheduling organized sports activities at DPR facilities, while prioritizing the greatest benefit to local communities and ensuring opportunities for all. Participating organizations/groups will be categorized into one of two groups based on the specified criteria below.

**Group A: Youth Recreational Organizations**

- Home field must be located within the unincorporated area.
- Must abide by an "everyone plays" philosophy. This means that there are no tryouts, no players are cut, and everyone who signs up will receive playing time.
- Volunteer-based. All local administrators, board members, and coaches must serve in a volunteer capacity.
- National affiliation. The group must be affiliated with and adhere to guidelines set forth by a governing national youth sports organization.

**Group B: Private/Club Youth Sports Organizations**

- Holds selective tryouts and/or registrations.
- Provides a form of payment to coaches/administrators.
- Regularly travels and competes against other teams outside of the local area.
- Not affiliated with a governing organization.
- Does not meet any criteria in Group A.

To ensure efficiency, all organizations seeking to participate in the program would be required to complete an application process, which would collect the necessary information to verify eligibility based on the criteria outlined for the two groups (A and B), with priority given to organizations that meet the Group A classification. The County would prioritize organizations located in underserved or disadvantaged communities (per CalEnviroScreen 4.0) in the unincorporated area and could expand regionwide based on funding availability. Eligible organizations would also be required to complete an AED training course.

## ALTERNATIVE FUNDING OPPORTUNITIES

Staff identified potential external funding opportunities to help support implementation of the program options. While public funding is limited, a variety of private foundations offer grants, equipment donations, and subsidized AED packages – typically on a per-unit basis directly to community-based organizations. The following table outlines funding sources, eligibility criteria, and key application details.

| Funder / Program | Eligibility | Funding Amount | Application Timing | Notes |
|---|---|---|---|---|
| **Hopey's Heart Foundation** | Government entities | Not specified | Quarterly | 486 AEDs placed to date; direct application required |
| **Walmart Foundation – Spark Good Local Grants** | Government entities & nonprofits | $250–$5,000 | Quarterly | Not AED-specific; general local project support |
| **CPR Savers / AEDGrant.com** | CBOs, nonprofits, schools | Varies (subsidized AEDs/training) | Year-round (rolling) | Offers discounted equipment and training through manufacturer partnerships (e.g., Philips, Zoll) |
| **USA Football AED Grant** | Youth football orgs, schools | AED units | Specific deadlines | Focused on youth and girls' flag football programs |
| **Cardiac Life AED Grants** | CBOs, nonprofits, schools | Discounted AED packages | Year-round (rolling) | Public and private entities eligible; grant covers partial or full costs |
| **The National Alliance for Youth Sports (NAYS) and Simon's Heart** | Everyone | Free Sudden Cardiac Arrest Training | Year-round (rolling) | Free training for everyone. Includes a NAYS Coach Member option that automatically adds the certification to the member's profile. |
| **GotAED** | Youth organizations | Crowdfunding supporting individual campaigns | Year-round | Online campaigns that raise funds to procure AED/s for youth organizations |

**NEXT STEPS**

The proposed program options prioritize support for youth sports organizations and facilities in underserved communities. Staff recommend the program options focus on the unincorporated area with the option to expand regionwide as funding and resources become available. Additionally, the program options are designed to align with upcoming State requirements that take effect on January 1, 2028. Program implementation will depend on Board direction and available funding.

If the Board directs implementation of a program, there would likely be additional staff, one-time, and ongoing costs to implement the program, and funding is not included in the Fiscal Year 2025-26

Operational Plan, nor is a funding source identified. The department will continue to look for outside funding sources, such as grants, pending Board direction on program implementation. DPR will continue to maintain their existing AED program as part of its ongoing operations/budget. New costs associated with implementing a program may include one-time and ongoing resource needs, such as staff and equipment purchasing, beginning in the fiscal year identified. Funding options may include the reallocation of existing resources within the department or enterprise.

If there are any questions or additional information that may be needed, please feel free to contact me by phone at (619) 415-9598 or by email at dahvia.lynch@sdcounty.ca.gov.

Respectfully,

DAHVIA LYNCH
Deputy Chief Administrative Officer

cc: Ebony N. Shelton, Chief Administrative Officer
Caroline Smith, Assistant Chief Administrative Officer
Brian Albright, Deputy Chief Administrative Officer, Finance and General Government Group
Andrew Strong, Deputy Chief Administrative Officer, Public Safety Group
Kimberly Giardina, Deputy Chief Administrative Officer, Health & Human Services Agency
Andrew Potter, Clerk of the Board of Supervisors

Attachment A – Survey Results
Attachment B – DPR Field Allocation Guidelines

**Access to Automated External Defibrillators (AEDs) – Youth Sports Organizations Survey**

**July 11, 2025 – August 4, 2025**

## Responses Overview

| Responses | Average Time |
|---|---|
| 31 | 03:22 |

## Aggregate Data / Response Summaries

Organization Type:

| | |
|---|---|
| Private | 3 |
| For-profit | 3 |
| Nonprofit | 25 |
| Public | 2 |
| Other | 0 |

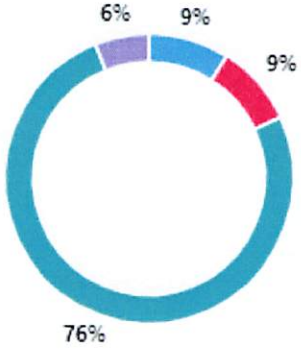


Sport(s) played:

| | |
|---|---|
| Basketball | 3 |
| Football | 4 |
| Baseball | 13 |
| Soccer | 11 |
| Volleyball | 3 |
| Softball | 4 |
| Other | 9 |

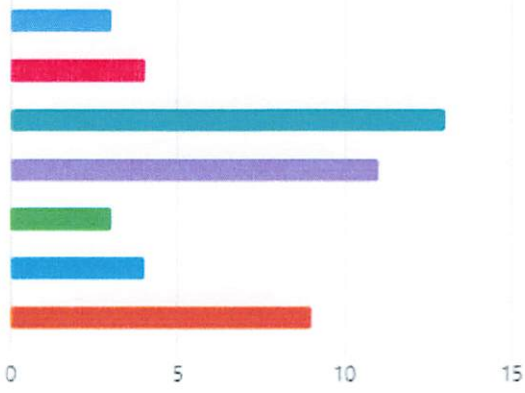

Age ranges:

| | |
|---|---|
| Under 5 | 20 |
| Ages 6 - 10 | 24 |
| Ages 11-14 | 29 |
| Ages 15 - 18 | 21 |
| Over 18 | 7 |

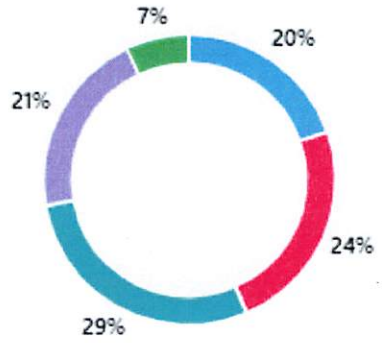


Do you have access to AEDs during organized sports activities?

| | |
|---|---|
| Yes. Always. | 7 |
| Yes. Sometimes. | 10 |
| No. Never. | 9 |
| Not Sure. | 5 |

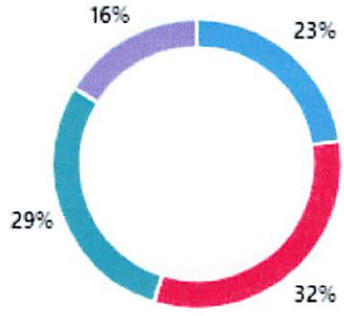


Who owns or provides the AEDs that are used during your organized sports activities?

| | |
|---|---|
| Sports Facility | 8 |
| Organization | 6 |
| Both the sports facility and the organization | 4 |
| Not Sure | 3 |
| Other | 1 |

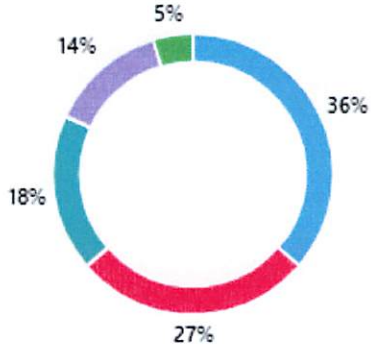

What type of support would be most helpful to improve your access to AEDs? (select all that apply)

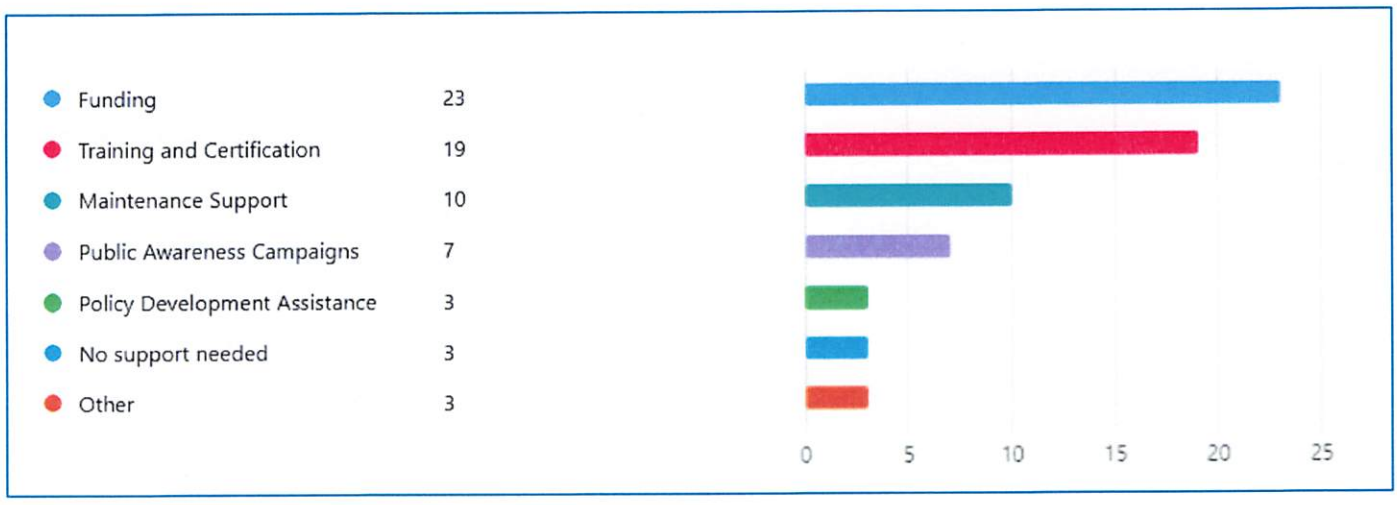


Do you have any other information that you would like to share?

11 Open Ended Responses

1. We would love to have an AED in our shed.
2. In 2027 all AYSO soccer teams will be required to have these machines on or near by. We are all worried about how to keep sports going with the amount of money it will cost.
3. When I lived in Atlanta, we had a young man the age 16 die on the field. The city passed a law that AEDs needed to be at each field. This should be our law also, training and funding are needed to save lives.
4. Funding and training would be huge for us. We're committed to playing sports as safe and enjoyable as possible, thank you.
5. We ride trails throughout Southern California, we have AEDs at the races, but not on the trail.
6. We are working on a plan.
7. I would encourage all parks, private and public, to install AED devices. Since installation and providing access, we have had two lives saved.
8. We have two on site, but we would like to get a third for our gym.
9. I'm not even sure if the park has an AED currently. I think it did at some point in the snack bar, but I'm not sure.
10. We have an AED on site and one in the gym below, there may be one in the library as well.
11. It would be great to have, you never know when it would save one life.

County staff received survey responses from youth sports organizations conducting activities in the following zip code locations:

- 92015 (Del Mar)
- 92065 (Ramona)
- 92078 (San Marcos)

- 91978 (Spring Valley)
- 92036 (Julian)
- 91962 (Pine Valley)
- 91906 (Campo)
- 91942 (La Mesa)
- 92127 (San Diego)
- 92107 (San Diego)
- 92040 (Lakeside)
- 92591 (Temecula)
- 91915 (Chula Vista)
- 92082 (Valley Center)
- 92028 (Fallbrook)
- 91906 (Campo)
- 92029 (Escondido)
- 92563 (Murrieta)
- 91901 (Alpine)
- 92173 (San Ysidro)
- 92021 (El Cajon)

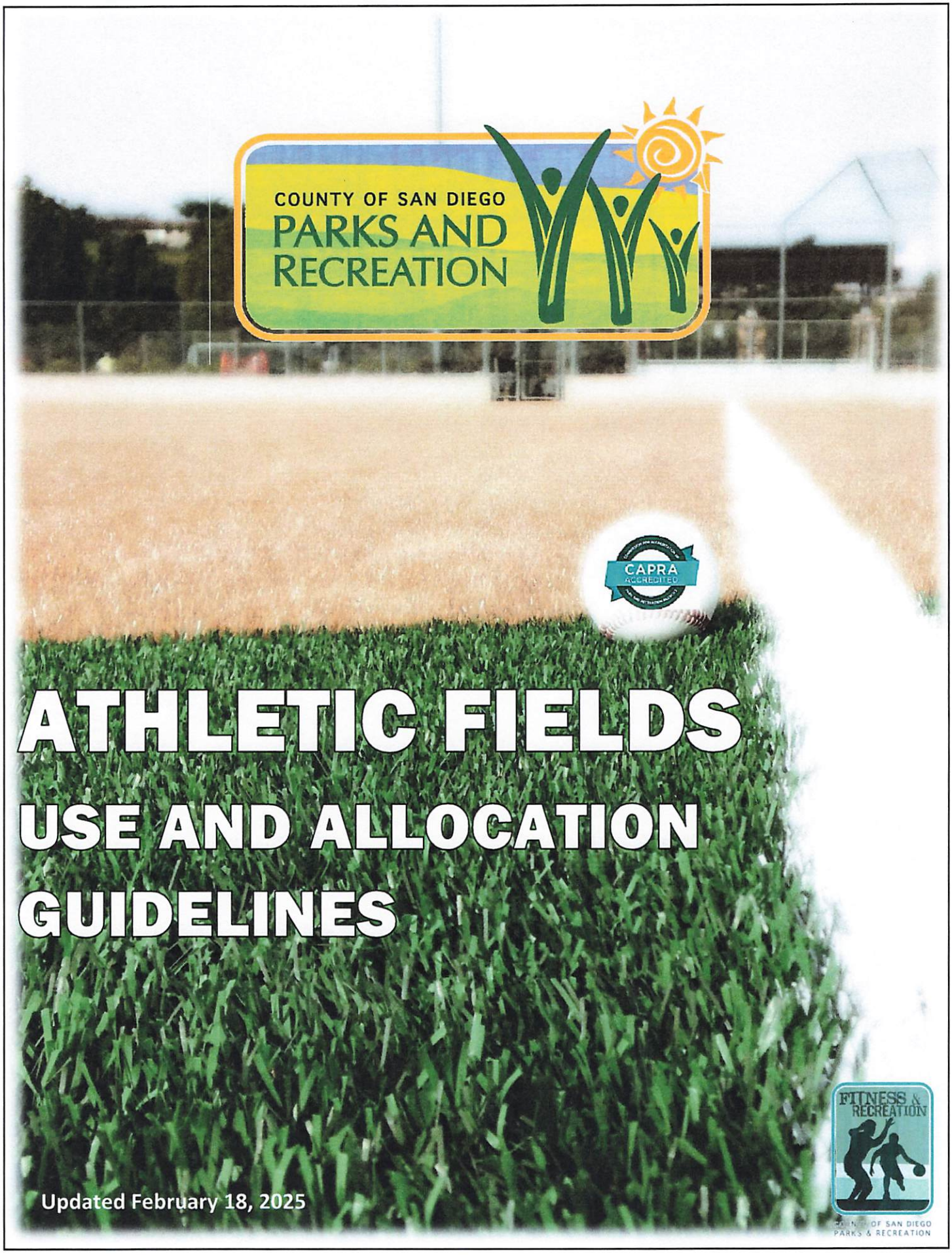

COUNTY OF SAN DIEGO
PARKS AND RECREATION

CAPRA ACCREDITED

# ATHLETIC FIELDS
# USE AND ALLOCATION GUIDELINES

Updated February 18, 2025

FITNESS & RECREATION
COUNTY OF SAN DIEGO
PARKS & RECREATION

County of San Diego
Department of Parks and Recreation

# Athletic Field Use and Allocation Guidelines

## Table of Contents


| | |
|---|---|
| Introduction | 3 |
| Field Allocation Procedure | 4 |
| Requesting Field Space | 4 |
| Seasons | 4 |
| Required Documentation | 4 |
| Classification of Groups | 5 |
| Field Allocation Formula | 6 |
| Fees | 7 |
| Regulations | 8 |
| Code of Conduct | 8 |
| County Parks Ordinances | 8 |
| DPR Guidelines and Policies | 9 |
| Artificial Turf Fields | 9 |
| Field Maintenance and Alteration | 9 |
| Inclement Weather | 9 |

# Introduction

**San Diego County Parks and Recreation Vision Statement**
A park and recreation system that is the pride of San Diego County and a national model for park and recreation organizations.

**San Diego County Parks and Recreation Mission Statement**
We enhance the quality of life in San Diego County by providing exceptional parks and recreation experiences and preserving regionally significant natural and cultural resources.

**Purpose**
County ordinance 41.124 and DPR policy C-22 recognize that certain athletic facilities are intended to be used for organized sports activities, and require that a permit be obtained for the use of those facilities. The purpose of this document is to outline the process and procedures for the scheduling of those facilities, keeping in mind the greatest benefit to local communities and providing opportunities for everyone.

**Designated Sports Facilities**
The County of San Diego Department of Parks and Recreation (DPR) has identified the athletic fields at the following locations to be used for organized sports, therefore subject to sports facility allocation guidelines and permit requirements:

- Cole Grade Park
- 4S Ranch Sports Park
- Hilton Head Park (practices only)
- Horse Creek Ridge Park
- Jess Martin Park
- Pine Valley Park
- Potrero Park
- Rainbow Park
- Scibilia Field
- Steele Canyon Park (practices only)
- Sweetwater Lane Sports Complex
- Tijuana River Valley Regional Park
- Valley Center Community Park

These additional County owned facilities are currently operated by other entities, but are still subject to DPR policies and procedures according to their signed agreements:

- Cactus Park
- Lakeside Sports Park
- Rios Canyon
- San Dieguito Park (Miracle Field)
- Sweetwater Regional

More information on each of these parks is available on the DPR website at www.sdparks.org.

# Field Allocation Procedure

Fields will be allocated and permitted semi-annually – once for the spring season, and once for the fall season. These allocations are not intended to interrupt the field assignments for teams and/or organizations during the course of a season that has already started. Please note that fields may be closed for up to 6 weeks at a time for regular field maintenance, which is normally scheduled between primary sports seasons.

**Requesting Field Space**

Sports field requests are channeled through our sports offices at 4S Ranch Sports Park, Spring Valley Gymnasium, or a specified location in the local community. All requests for the spring season allocation are due by December 1st, and all requests for the fall season are due by June 1st. Any requests received after these deadlines will be considered on a first come-first serve basis after the allocation has been completed. Depending on the area in which an organization is requesting space, membership in a local sports council may be part of the criteria for eligibility or prioritization, and collection of request forms may take place at a designated sports council meeting.

**Seasons**

Sports seasons are defined as follows:

- Spring (baseball, softball): February 15th – June 30th
- Fall (football, soccer): August 15th – December 31st
- Shoulder Seasons: July 1st – August 14th and January 1st – February 14th

In-season sports shall be given priority over off-season sports. Fees may apply to leagues/teams requesting field space during the shoulder seasons for pre-season and post-season activities, as availability may be limited.

**Required Documentation**

In addition to the field request form, the following documentation is required at the time of the request:

- Proof of Insurance (must remain current for entirety of the season)
- Code of Conduct
- Team Rosters from Previous Season (to determine local community participation level)

After receiving the requests and other documentation, DPR will review requests and schedule fields, and will issue the following to the organization:

- Field Use Agreement (must be signed by league representative and returned within 7 days)
- Field Use Permit

The following additional documentation is required after the permit is issued:

- Board of Directors Roster (prior to first day of field use)
- Practice Schedule (prior to first day of field use)
- Game Schedule (7 days prior to the first game)
- Team Rosters (7 days prior to the first game)

**Classification of Groups**

DPR is dedicated to creating partnerships with local youth sports organizations to ensure there is ample opportunity to participate in athletics at various ability levels. Our primary role in these partnerships is to make certain our fields remain safe and of high quality for the athletic opportunities that we provide. The allocation/permitting process provides an organization the exclusive use of a field to the exclusion of all others. Therefore, DPR has determined the necessity to group organizations into the following categories:

Group A

County sponsored or co-sponsored programs or events. County youth/adult athletic programs and/or leagues.

Group B

Youth recreational organization. In order to be classified as Group B, an organization must meet all of the following criteria:

- Participants are age 18 and under.
- A majority of the organization's field users must reside within a defined area of the local community.
- The league must abide by an "everyone plays" philosophy. This means that there are no tryouts, no players are cut, and everyone who signs up will receive playing time.
- Volunteer based. All local administrators, board members, and coaches must serve in a volunteer capacity.
- In season. The dates of field use must fall within the primary sports seasons outlined in this document.
- National affiliation. The group must be affiliated with and adhere to guidelines set forth by a governing national youth sports organization.
- Membership in the local sports council, if applicable.

Group C

Youth organization which does not meet all of the criteria for Group B. This is a group which holds selective tryouts and/or registration, provides some form of payment to coaches/administrators, regularly travels and competes against other teams outside of the local area, is not affiliated with a governing organization, is playing outside of the previously defined seasons, or does not comply with any of the criteria for Group B.

Group D

Adult sports organizations, or youth tournaments, camps, clinics and/or special events with individual or team participation fees.

**Field Allocation Formula**

Priority for allocating field space is first determined by group classification, as identified above. When multiple organizations within the same classification are requesting the same space and time, DPR uses the following formula, based on national sports field allocation standards:

X = number of field users in the organization residing within the local defined area
Y = number of field users residing within the local defined area from all organizations requesting field space
Z = the percentage of field time/space allocated to organization

$X \div Y = Z$

Example:

X = Organization A has 250 field users that reside within the local defined area
Organization B has 750 field users that reside within the local defined area
Y = Total number of local field users = 1000
Z = Organization A receives 25% of total field time/space
Organization B receives 75% of total field time/space

# Fees

**Field Use Fees**

| Group Classification | Hourly Rate |
|---|---|
| Group A | N/A |
| Group B | No Fee |
| Group C | $20 |
| Group D | $30 |
| Tournament | Daily fee, varies by location |

**Miscellaneous Fees**

| Item | Fee | Notes |
|---|---|---|
| Lights | Hourly fee, varies by location | Available at 4S Ranch and Sweetwater Lane |
| Sports Equipment | $50/day | Where available |
| Security Deposit (refundable) | $250 | Applies to camps, tournaments, and special events as deemed applicable by DPR. |
| Concession Stand (permanent facility) | Varies by location | Available at 4S Ranch and Sweetwater Lane |
| Concession Stand (temporary) or Vendor (not selling merchandise) | $25/day | At the discretion of DPR |
| Vendors (selling merchandise) | $50/day, or 10% of gross revenue (whichever is more) | At the discretion of DPR |
| Caterer | $50/day | At the discretion of DPR |
| Food Truck | $50/day, or 10% of gross revenue (whichever is more) | At the discretion of DPR |

**Payments**

Permits will not be issued until all applicable payments are received. Detailed information on payment schedule and refund policies can be found in the field reservation agreement.

**Insurance**

Field users are required to maintain adequate insurance coverage throughout the term of their agreement. A certificate of commercial general liability insurance, including an endorsement naming the County of San Diego as additionally insured, must be submitted prior to approval of the field use permit. Specific coverage limits may vary based upon the level of risk of the event. Detailed information on insurance requirements can be found in the field reservation agreement.

# Regulations

**Compliance with Laws**

In the interest of player and public safety, all youth sports organizations are required to comply with applicable laws and regulations that pertain to the organizations use of the field. This includes criminal background checks for all coaches and administrators and head injury laws. Procedures for handling head injuries and providing education shall include the following components:

- Coaches and administrators must receive training prior to each season.
- Athletes and their parents/guardians must be given an informational sheet each season, which must be signed and returned prior to participating in games and practices.
- Any athlete suspected of sustaining a concussion or other head injury must be removed from play immediately, and may not return to play without written clearance from a licensed health care provider.
- If a player is removed from play due to a suspected head injury, the organization shall notify the parent/guardian of the player of the time and date of the incident, symptoms observed, and treatment given.
- Each organization is required to identify one person who is responsible for ensuring compliance with head injury laws.

Details shall be included with the field use agreement.

**Code of Conduct**

Each organization conducting athletic programs on DPR fields is expected to comply with a Code of Conduct, partially adopted from the National Alliance for Youth Sports (NAYS) and Positive Coaching Alliance (PCA), which is in place to emphasize safety, sportsmanship, inclusion of all ages, ethnicities, and genders, and a positive experience for all participants. The Code of Conduct shall be submitted along with the field request form. For more information on best practices in youth sports, please visit the NAYS website (www.nays.org), PCA website (www.positivecoach.org), Fair Play for Girls in Sports (www.fairplayforgirlsinsports.org), and/or National Council of Youth Sports (ncys.org).

**County Parks Ordinances**

The following list contains some ordinances, along with a brief summary, that commonly come into play in sports facilities. For the detailed ordinance, please see a DPR staff person or visit http://library.amlegal.com/nxt/gateway.dll?f=templates&fn=default.htm&vid=amlegal:sandiegoco_ca_mc for a complete list of the San Diego County Code of Regulatory Ordinances.

Compliance with Instructions and Signs (41.106) – No person shall refuse to comply with any lawful order, rule, or regulation, disregard or deface signs, or refuse to leave a County park after being ordered to leave by DPR staff or law enforcement officer.

Damage to Facilities Prohibited (41.115) – It is unlawful to destroy or deface any man-made object in a County park.

Waste Disposal (41.116) – No one shall litter or abandon waste material outside of an appropriate waste receptacle.

Smoking (41.118.5) – There is no smoking permitted in a County park, including pipes, cigars, cigarettes, electronic smoking device, or other smoking devices.

Erection of Structures (41.122) – No person shall erect or construct a structure in a County park without written authorization from DPR.

Pets and Animals (41.123) – Pets shall be physically restrained at all times. A person who brings a pet into a County park is responsible for any injury or damage caused by the animal.
Use of Designated Sports Facilities (41.124) – No organization shall use a designated sports facility for organized sports activity without written authorization from DPR.
Park Hours (41.125) – It is unlawful for anyone to enter or remain in a County park after closing hours. Local park hours are defined as Sunrise to Sunset. Field use permits on lighted fields allow use of the field as late as 10:00 pm.
Children (41.131) – Children under the age of ten shall be supervised by an adult when playing in a playground area or near a water body.
Soliciting, Selling, and Advertising (41.136) – Any selling of any merchandise or services, advertising, commercial filming/photography, or any other activity of a commercial nature is prohibited in a County park without written authorization from DPR.
Disorderly Conduct (41.138) – Willfully making loud or unreasonable noise, using horns or noise-making devices, engaging in violent conduct, and/or using vulgar language in a threatening manner is prohibited in a County park.
Alcoholic Beverages (41.139) – It is unlawful for any person to possess an alcoholic beverage contrary to any written rule or regulation established by DPR.

**DPR Guidelines and Policies**

**Artificial Turf Fields**
Many DPR athletic fields are constructed with synthetic turf. Artificial turf has different maintenance requirements than natural grass fields, and therefore additional considerations are needed when using them. The following items shall not be used on artificial turf fields:

- Gum, taffy, sunflower seeds, or other food and drinks other than water
- Any goal, fence, canopy, folding chair, metal cleats, or other object which could potentially puncture the turf. Equipment required for the activity must have smooth edges.
- Animals

**Field Maintenance and Alteration**
Sports organizations may make temporary modifications to the playing area when it is necessary for the operation of the activity (example: field lines, outfield fence, pitcher's mound, etc.), but only with prior written approval from DPR. Maintenance of the modification shall be at the organization's expense and shall not cause any damage to the park/facility. Details of any approved field modification shall be made at the time of completing the field use agreement.

**Inclement Weather Guidelines**
In the interest of player and public safety, as well as preservation of fields, the Department of Parks and Recreation (DPR) recommends the following guidelines for all outdoor athletic activities. Events should be scheduled or modified to avoid dangerous conditions, including but not limited to, excessive heat, lightning, and heavy rain.

It is recommended for a league/team/event organizer to designate someone to review the local weather forecast and monitor weather conditions throughout the day, especially during occasions when severe weather is predicted. It is best to use multiple sources of information to remain in touch with changes and the most current conditions. Up to date information on severe weather, including heat and humidity levels, radar, lightning, etc., can be found on the National Weather Service website at www.weather.gov, and local information can be searched by zip code. Current weather information is also available on mobile devices via applications, internet connection, and subscribing to automatic updates.

The following guidelines are for permitted leagues to follow when determining whether it is safe to continue play under certain conditions:

Excessive Heat

Based on guidelines from the American College of Sports Medicine and the National Weather Service, DPR recommends using Wet Bulb Globe Temperature (WBGT) or Heat Index (whichever is accessible to the league/event organizer) as the standard measuring tool to monitor weather conditions and determine the safety of continuing the event. Use the charts below to determine when to exercise caution, reschedule, or cancel activities.

WBGT incorporates measurements of radiant heat and air water content. Portable monitors can be purchased to measure WBGT.

Heat Index is a measure of how hot weather "feels" to the body, using relative humidity and air temperature. Note that heat index values are for shady locations only. Exposure to full sunshine can increase heat index values by up to 15°F.

| Heat Level | WBGT | Heat Index | Action |
|---|---|---|---|
| I | <75° | <80° | All activities allowed, but remain alert for heat related illness during prolonged activities |
| II | 75.0°F – 78.9°F | 80°F - 89°F | Continue with Caution<br>• Longer rest periods, using shady areas<br>• Water breaks every 15-20 minutes<br>• Remove excess equipment or pads<br>• Modify practice intensity<br>• Provide unrestricted access to cold water |
| III | 79.0°F – 84.9°F | 90°F - 104°F | Continue with extreme caution<br>• Stop activity for unacclimatized persons* or high-risk persons<br>• Cancel long distance races<br>• Reduce the duration and intensity of activities<br>• Provide rest and water breaks every 15 minutes<br>• Remove excess equipment or pads<br>• Provide unrestricted access to cold water<br>• Provide wet towels<br>• Recheck heat readings every 30 minutes |
| IV | >85°F | >105°F | Cancel all athletic activities |

*Unacclimatized person is defined as any player who has participated in less than 10 practices or 3 weeks of activity.

Additionally, for activities taking place on artificial turf fields, it is recommended to discontinue activity on the field when the surface temperature is in excess of 140°F.

Heat Index Chart

Relative Humidity (%)

| Temperature (°F) | 4 | 6 | 8 | 10 | 12 | 14 | 16 | 18 | 20 | 22 | 24 | 26 | 28 | 30 | 32 | 34 | 36 | 38 | 40 | 42 | 44 | 46 | 48 | 50 | 52 | 54 | 56 | 58 | 60 | 62 | 64 | 66 | 68 | 70 | 72 | 74 | 76 | 78 | 80 | 82 | 84 | 86 | 88 | 90 | 92 | 94 | 96 | 98 | 100 | Temperature (°F) |
|---|---|---|---|---|---|---|---|---|---|---|---|---|---|---|---|---|---|---|---|---|---|---|---|---|---|---|---|---|---|---|---|---|---|---|---|---|---|---|---|---|---|---|---|---|---|---|---|---|---|---|
| 126 | 113 | 116 | 119 | 123 | 126 | 130 | 134 | 138 | 142 | 147 | 151 | 156 | 161 | 166 | 171 | 177 | 182 | | | | | | | | | | | | | | | | | | | | | | | | | | | | | | | | | 126 |
| 124 | 112 | 114 | 117 | 120 | 123 | 127 | 130 | 134 | 138 | 142 | 146 | 151 | 155 | 160 | 165 | 170 | 175 | 180 | | | | | | | | | | | | | | | | | | | | | | | | | | | | | | | | 124 |
| 122 | 110 | 112 | 115 | 118 | 121 | 124 | 127 | 130 | 134 | 138 | 141 | 145 | 150 | 154 | 158 | 163 | 168 | 173 | 178 | 183 | | | | | | | | | | | | | | | | | | | | | | | | | | | | | | 122 |
| 120 | 109 | 111 | 113 | 116 | 118 | 121 | 124 | 127 | 130 | 133 | 137 | 140 | 144 | 148 | 152 | 156 | 161 | 165 | 170 | 175 | 180 | | | | | | | | | | | | | | | | | | | | | | | | | | | | | 120 |
| 118 | 107 | 109 | 111 | 113 | 116 | 118 | 121 | 123 | 126 | 129 | 132 | 135 | 139 | 142 | 146 | 150 | 154 | 158 | 162 | 167 | 171 | 176 | 181 | | | | | | | | | | | | | | | | | | | | | | | | | | | 118 |
| 116 | 106 | 108 | 109 | 111 | 113 | 115 | 117 | 120 | 122 | 125 | 128 | 131 | 134 | 137 | 140 | 144 | 148 | 151 | 155 | 159 | 164 | 168 | 172 | 177 | 182 | | | | | | | | | | | | | | | | | | | | | | | | | 116 |
| 114 | 105 | 106 | 107 | 109 | 111 | 112 | 114 | 117 | 119 | 121 | 124 | 126 | 129 | 132 | 135 | 138 | 141 | 145 | 148 | 152 | 156 | 160 | 164 | 168 | 173 | 177 | 182 | | | | | | | | | | | | | | | | | | | | | | | 114 |
| 112 | 103 | 104 | 105 | 107 | 108 | 110 | 112 | 113 | 115 | 117 | 120 | 122 | 124 | 127 | 130 | 133 | 136 | 139 | 142 | 145 | 149 | 152 | 156 | 160 | 164 | 168 | 172 | 177 | 181 | | | | | | | | | | | | | | | | | | | | | 112 |
| 110 | 101 | 102 | 103 | 104 | 106 | 107 | 109 | 110 | 112 | 114 | 116 | 118 | 120 | 122 | 125 | 127 | 130 | 133 | 136 | 139 | 142 | 145 | 149 | 152 | 156 | 159 | 163 | 167 | 171 | 175 | 180 | | | | | | | | | | | | | | | | | | | 110 |
| 108 | 99 | 100 | 101 | 102 | 103 | 105 | 106 | 107 | 109 | 110 | 112 | 114 | 116 | 118 | 120 | 122 | 125 | 127 | 130 | 132 | 135 | 138 | 141 | 144 | 148 | 151 | 155 | 158 | 162 | 166 | 170 | 174 | 178 | 182 | | | | | | | | | | | | | | | | 108 |
| 106 | 97 | 98 | 99 | 100 | 101 | 102 | 103 | 105 | 106 | 107 | 109 | 110 | 112 | 114 | 116 | 118 | 120 | 122 | 124 | 127 | 129 | 132 | 135 | 137 | 140 | 143 | 146 | 150 | 153 | 157 | 160 | 164 | 168 | 172 | 176 | 180 | | | | | | | | | | | | | | 106 |
| 104 | 96 | 96 | 97 | 98 | 99 | 100 | 101 | 102 | 103 | 104 | 105 | 107 | 108 | 110 | 111 | 113 | 115 | 117 | 119 | 121 | 123 | 126 | 128 | 131 | 133 | 136 | 139 | 142 | 145 | 148 | 151 | 154 | 158 | 161 | 165 | 169 | 173 | 176 | 181 | | | | | | | | | | | 104 |
| 102 | 94 | 95 | 95 | 96 | 97 | 98 | 98 | 99 | 100 | 101 | 102 | 103 | 105 | 106 | 107 | 109 | 110 | 112 | 114 | 116 | 118 | 120 | 122 | 124 | 127 | 129 | 132 | 134 | 137 | 140 | 143 | 146 | 149 | 152 | 155 | 158 | 162 | 165 | 169 | 173 | 177 | 180 | | | | | | | | 102 |
| 100 | 92 | 93 | 93 | 94 | 95 | 95 | 96 | 97 | 97 | 98 | 99 | 100 | 101 | 102 | 104 | 105 | 106 | 108 | 109 | 111 | 113 | 114 | 116 | 118 | 120 | 123 | 125 | 127 | 129 | 132 | 135 | 137 | 140 | 143 | 146 | 149 | 152 | 155 | 158 | 162 | 165 | 168 | 172 | 176 | 179 | 183 | | | | 100 |
| 98 | 91 | 91 | 92 | 92 | 93 | 93 | 94 | 94 | 95 | 96 | 96 | 97 | 98 | 99 | 100 | 101 | 102 | 104 | 105 | 106 | 108 | 109 | 111 | 113 | 115 | 116 | 118 | 120 | 123 | 125 | 127 | 129 | 132 | 134 | 137 | 140 | 142 | 145 | 148 | 151 | 154 | 157 | 160 | 164 | 167 | 170 | 174 | 177 | 181 | 98 |
| 96 | 89 | 89 | 90 | 90 | 91 | 91 | 92 | 92 | 93 | 93 | 94 | 94 | 95 | 96 | 97 | 98 | 99 | 100 | 101 | 102 | 103 | 105 | 106 | 108 | 109 | 111 | 113 | 114 | 116 | 118 | 120 | 122 | 124 | 126 | 129 | 131 | 133 | 136 | 138 | 141 | 144 | 146 | 149 | 152 | 155 | 158 | 161 | 164 | 168 | 96 |
| 94 | 87 | 88 | 88 | 89 | 89 | 90 | 90 | 90 | 90 | 91 | 91 | 92 | 92 | 93 | 94 | 94 | 95 | 96 | 97 | 98 | 99 | 100 | 102 | 103 | 104 | 106 | 107 | 109 | 110 | 112 | 114 | 115 | 117 | 119 | 121 | 123 | 125 | 127 | 129 | 132 | 134 | 136 | 139 | 141 | 144 | 147 | 149 | 152 | 155 | 94 |
| 92 | 86 | 86 | 86 | 87 | 87 | 88 | 88 | 88 | 88 | 89 | 89 | 89 | 90 | 90 | 91 | 92 | 92 | 93 | 94 | 95 | 96 | 96 | 98 | 99 | 100 | 101 | 102 | 103 | 105 | 106 | 108 | 109 | 111 | 112 | 114 | 116 | 117 | 119 | 121 | 123 | 125 | 127 | 129 | 131 | 133 | 136 | 138 | 140 | 143 | 92 |
| 90 | 84 | 85 | 85 | 85 | 86 | 86 | 86 | 86 | 86 | 87 | 87 | 87 | 88 | 88 | 88 | 89 | 89 | 90 | 91 | 91 | 92 | 93 | 94 | 95 | 96 | 96 | 98 | 99 | 100 | 101 | 102 | 103 | 105 | 106 | 107 | 109 | 110 | 112 | 113 | 115 | 117 | 118 | 120 | 122 | 124 | 126 | 128 | 130 | 132 | 90 |
| 88 | 83 | 83 | 83 | 84 | 84 | 84 | 84 | 84 | 85 | 85 | 85 | 85 | 85 | 86 | 86 | 86 | 87 | 87 | 88 | 88 | 89 | 90 | 90 | 91 | 92 | 93 | 93 | 94 | 95 | 96 | 97 | 98 | 99 | 100 | 101 | 103 | 104 | 105 | 106 | 108 | 109 | 110 | 112 | 113 | 115 | 116 | 118 | 120 | 121 | 88 |
| 86 | 81 | 82 | 82 | 82 | 82 | 83 | 83 | 83 | 83 | 83 | 83 | 83 | 84 | 84 | 84 | 84 | 85 | 85 | 85 | 86 | 86 | 87 | 87 | 88 | 88 | 89 | 90 | 90 | 91 | 92 | 93 | 93 | 94 | 95 | 96 | 97 | 98 | 99 | 100 | 101 | 102 | 103 | 104 | 105 | 107 | 108 | 109 | 110 | 112 | 86 |
| 84 | 80 | 80 | 80 | 81 | 81 | 81 | 81 | 81 | 81 | 81 | 82 | 82 | 82 | 82 | 82 | 82 | 83 | 83 | 83 | 84 | 84 | 84 | 85 | 85 | 86 | 86 | 86 | 87 | 88 | 88 | 89 | 89 | 90 | 90 | 91 | 92 | 93 | 93 | 94 | 96 | 96 | 96 | 97 | 98 | 99 | 100 | 101 | 102 | 104 | 84 |
| 82 | 79 | 79 | 79 | 79 | 79 | 80 | 80 | 80 | 80 | 80 | 80 | 80 | 80 | 80 | 81 | 81 | 81 | 81 | 81 | 82 | 82 | 82 | 83 | 83 | 83 | 83 | 84 | 84 | 84 | 85 | 85 | 86 | 86 | 86 | 87 | 87 | 88 | 88 | 89 | 89 | 90 | 90 | 91 | 92 | 93 | 94 | 94 | 95 | 96 | 82 |
| 80 | 78 | 78 | 78 | 78 | 78 | 78 | 78 | 79 | 79 | 79 | 79 | 79 | 79 | 79 | 79 | 79 | 80 | 80 | 80 | 80 | 80 | 80 | 81 | 81 | 81 | 81 | 81 | 82 | 82 | 82 | 82 | 82 | 83 | 83 | 83 | 83 | 84 | 84 | 84 | 85 | 85 | 85 | 86 | 86 | 87 | 88 | 88 | 89 | 89 | 80 |
| 78 | 76 | 76 | 76 | 76 | 76 | 76 | 76 | 76 | 76 | 77 | 77 | 77 | 77 | 77 | 77 | 77 | 77 | 77 | 77 | 77 | 78 | 78 | 78 | 78 | 78 | 78 | 78 | 78 | 78 | 78 | 79 | 79 | 79 | 79 | 79 | 79 | 80 | 80 | 80 | 80 | 80 | 80 | 80 | 80 | 81 | 81 | 81 | 81 | 81 | 78 |
| 76 | 73 | 74 | 74 | 74 | 74 | 74 | 74 | 74 | 74 | 74 | 74 | 75 | 75 | 75 | 75 | 75 | 75 | 75 | 75 | 75 | 75 | 75 | 76 | 76 | 76 | 76 | 76 | 76 | 76 | 76 | 76 | 76 | 76 | 77 | 77 | 77 | 77 | 77 | 77 | 77 | 77 | 77 | 77 | 78 | 78 | 78 | 78 | 78 | 78 | 76 |

Relative Humidity (%)

## Lightning

If lightning is detected visually, via radar within 10 miles of the facility, or when thunder is heard, all outdoor activities shall be immediately suspended. All patrons should be advised to seek shelter in a safe location (inside of a fully enclosed building or vehicle). When no lightning or thunder has been detected for 30 minutes, outdoor activity may resume. The activity area should be surveyed for damage prior to resuming the activity, and any damage shall be reported to DPR staff.

## Rain

While it can be considered acceptable to continue play while some rain is falling, continuing the activity during heavy rain can cause injury to athletes and damage to fields. Activity shall be cancelled or postponed when any of the following conditions exist:

- Standing puddles of water on the playing surface
- Ground is waterlogged
- Feet slip or sink into the ground on dirt infields
- Grass can be easily dislodged

COSD CLERK OF THE BOARD
2025 SEP 12 PM3:41

**ANDREW STRONG**
DEPUTY CHIEF ADMINISTRATIVE OFFICER
(619) 531-4535

PUBLIC SAFETY GROUP
1600 PACIFIC HIGHWAY, ROOM 205, SAN DIEGO, CA 92101

**KATHLEEN FLANNERY**
CHIEF OPERATONS OFFICER
(619) 515-6610

September 12, 2025

TO: Supervisor Terra Lawson-Remer, Chair
Supervisor Monica Montgomery-Steppe, Vice-Chair
Supervisor Paloma Aguirre, Chair Pro Tem
Supervisor Joel Anderson
Supervisor Jim Desmond

FROM: Andrew Strong
Deputy Chief Administrative Officer, Public Safety Group

**IMMIGRANT LEGAL DEFENSE PROGRAM ANNUAL REPORT**

On May 4, 2021 (5), the Board of Supervisors (Board) directed the Chief Administrative Officer to work with the Director of the Office of Assigned Counsel (OAC) of the Public Defender's Office to establish a permanent Immigrant Legal Defense Program (ILDP) by contracting with local attorneys to provide legal services to migrants. The Board further directed County staff to provide an annual report summarizing statistical information and program outcomes.

The attached report is the third annual report and provides a comprehensive summary of ILDP's operational activities during Fiscal Year 2024-2025. The report also includes year-over-year program comparisons for key metrics.

*Report Findings*

The ILDP has increased representation for detained clients in the San Diego and Otay Mesa Immigration Courts, serving over 1,200 clients in Fiscal Year 2024-2025 and more than 2,100 clients since the program's inception in April 2022. Data from the federal Executive Office for Immigration Review indicates improved representation rates for detainees.

Financially, program expenditures in Fiscal Year 2024-2025 totaled approximately $6.2 million, which included some prior year service costs. The report provides updated cost information and case-level averages.

Notable updates in Fiscal Year 2024-2025 include expanding and improving representation. The OAC enhanced the Attorney of the Day program by having ILDP attorneys attend weekly Master Calendar Hearings at the Otay Mesa and San Diego Immigration Courts. Attorneys and program staff have also adapted to changes in federal policies, necessitating more efficient services. To manage increased intakes, 11 new attorneys were added to the program.

In conclusion, the ILDP has made significant strides in its mission to provide legal representation to detained immigrants facing removal proceedings. The report highlights achievements and program outcomes during the program's first three fiscal years, as well as specific updates for Fiscal Year 2024-2025, and outlines next steps to support the program's continued impact.

Looking ahead, the program will also incorporate new Board direction from September 9, 2025 (16), to expand services to include unaccompanied minors. This upcoming addition reflects the County's continued efforts to broaden access to legal representation for vulnerable populations in removal proceedings.

Staff will continue to keep the Board informed of any significant updates and will return to the Board with any recommendations requiring consideration and approval. For questions or more information, please contact Paul Rodriguez, Public Defender at 619-441-4649, or by email at paul.rodriguez@sdcounty.ca.gov.

Respectfully,

Andrew Strong
Deputy Chief Administrative Officer, Public Safety Group

CC: Ebony N. Shelton, Chief Administrative Officer
Caroline Smith, Assistant Chief Administrative Officer
Paul A. Rodriguez, Public Defender, County of San Diego
Clerk of the Board, Communications Received

Attachments: FISCAL YEAR 2024-2025 SAN DIEGO COUNTY IMMIGRANT LEGAL DEFENSE PROGRAM ANNUAL REPORT

# FISCAL YEAR 2024-2025 SAN DIEGO COUNTY IMMIGRANT LEGAL DEFENSE PROGRAM ANNUAL REPORT

San Diego County Public Defender Office of Assigned Counsel
and Public Safety Group Executive Office

# Contents

Executive Summary ..... 4
Report Overview ..... 5
Legal Coordinator Program Summary ..... 5
Client Access and Intake Coordination ..... 6
Intakes Have Increased with Case Volume ..... 7
Client Case Data ..... 8
- Client Countries of Origin and Demographics ..... 9
- Family Situations ..... 11
- Languages Spoken and Interpreted ..... 12
- Grounds of Inadmissibility or Deportation ..... 12
- Client Custody and Bonds ..... 13
- ICE Detention Transfers ..... 15
- Clients Released from or Never Placed in Detention ..... 15
- Substantive Outcomes and Case Closures ..... 16
- Applications for Relief ..... 17

Executive Office for Immigrant Review (EOIR) Data ..... 18
Program Costs ..... 19
Success Stories ..... 20
References ..... 21
Appendix ..... 22
- A. Definitions ..... 22
- B. Expanded Grounds Table ..... 25
- C. Program Context and Process Summaries ..... 26

## Tables

Table 1. ILDP client grounds of inadmissibility and deportation, April 2022 - June 2025 ..... 13
Table 2. Pending cases, substantive outcomes, and case closures, April 2022 - June 2025 ..... 17
Table 3. Granted applications for relief, cases opened April 2022 - June 2024 ..... 18
Table 4. Expanded table of known grounds for ILDP clients since program inception. ..... 25

## Figures

Figure 1. Calls made to ILDP intake telephone line ..... 6
Figure 2. Average cases opened and closed per month ..... 7
Figure 3. Active cases per year for clients served ..... 8
Figure 4. Attorneys providing services ..... 8
Figure 5. Countries of origin for ILDP clients ..... 9
Figure 6. Race/ethnicity of ILDP clients ..... 10
Figure 7. Gender of ILDP clients ..... 10
Figure 8. Age of ILDP Clients ..... 11
Figure 9. Relationship status of ILDP clients ..... 11
Figure 10. Percentage of ILDP clients with dependents ..... 11
Figure 11. Languages spoken by ILDP clients ..... 12
Figure 12. Languages interpreted for ILDP clients ..... 12
Figure 13. Median days in custody for released ILDP clients ..... 13
Figure 14. Illustration of the highest detention level from most to least confinement ..... 14
Figure 15. Highest Detention Level for ILDP Clients ..... 14
Figure 16. Reported Detention Transfers ..... 15
Figure 17. Location of ICE Detention Transfers ..... 15
Figure 18. Clients living with family and employed while their case is pending ..... 16
Figure 19. Detained individuals involved in immigration proceedings in San Diego County ..... 19
Figure 20. Percentage of individuals with representation, Otay Immigration Court ..... 19

## Executive Summary

This summary provides an overview of the Immigrant Legal Defense Program's (ILDP) operations for Fiscal Year 2024-2025. The ILDP offers legal representation to detained immigrants facing removal proceedings or deportation. At Board of Supervisors direction, the Public Defender's Office of Assigned Counsel (OAC) launched the ILDP in April 2022. ILDP includes an Advisory Panel of local immigration attorneys, regional immigrant rights directors, and the Directors of the Office of Assigned Counsel and the Office of Immigrant and Refugee Affairs. Representation through ILDP is provided under a universal, merits-blind model, ensuring access to counsel regardless of income or perceived case strength.

The program has provided representation on over 2,100 cases, including over 1,200 in Fiscal Year 2024-2025. Of these, 700 were newly opened during the fiscal year. As case volume has increased, partly due to a rise in enforcement activity, expedited removal procedures, and jurisdictional transfers, case coordination became more complex. To meet the demand, OAC added 11 new attorneys and implemented case management protocols to prevent duplicate representation and ensure timely case assignment. In total, 54 attorneys provided services to the program in Fiscal Year 2024-2025.

ILDP has contributed to an increase in representation for detained clients in the San Diego and Otay Mesa Immigration Courts as indicated by data from the federal Executive Office for Immigration Review (EOIR). Representation for detained individuals at Otay Mesa Immigration Court increased from 26% in FY 2022–2023 to 41% in FY 2024–2025. The Attorney of the Day (AOD) program also expanded during this period, supporting case coordination and helping ensure that unrepresented individuals at initial hearings received orientation and screening for eligibility.

Data collection has been a critical aspect of the program's operation. Despite challenges, the program has gathered substantial information on client demographics, case outcomes, detention levels, and applications for relief. Asylum remains the most common form of relief sought, comprising approximately 70% of all relief applications. ILDP clients come from more than 60 countries, with Colombia, El Salvador, Honduras, Mexico, and Venezuela among the most represented. In addition, ILDP supported the release of 132 individuals from custody, with a median detention period of 90 days. Among non-detained clients, 71% reported living with family members during proceedings.

The program also facilitated improved access to court proceedings for individuals in remote detention centers, implemented interpreter coordination improvements, and collaborated with legal service providers and nonprofit agencies to streamline referrals and client screening.

Since its inception, ILDP has incurred total program costs of approximately $10.6 million. In Fiscal Year 2024-2025, program costs totaled nearly $6.1 million. The average cost per closed case was $6,300. For FY 2025–2026, total available funding is $9.6 million ($5 million budgeted and $4.6 million in carryover). Due to the milestone-based payment system and the length of immigration proceedings, program expenditures are expected to continue to escalate in future years.

The program remains committed to supporting clients through a complex and evolving legal landscape. Looking ahead, priorities include continued collaboration with Immigration Court partners, strengthening data coordination, improving case tracking, and expanding attorney capacity to meet ongoing increases in demand.

## Report Overview

This report provides a comprehensive summary of ILDP's operational activities during Fiscal Year 2024–2025. It includes analysis of client demographics, representation trends, custody and detention patterns, applications for relief, and program expenditures. It also situates ILDP within the broader context of San Diego County's immigration legal services and outlines the program's response to policy and operational shifts.

## Legal Coordinator Program Summary

This section provides a summary of the fiscal year in review, highlighting program challenges, adjustments, and successes.

ILDP operations during the fiscal year were shaped by shifts in federal immigration policy. These policy changes affected case timelines and procedures, prompting internal program adjustments.

The Immigrant Legal Defense Program (ILDP) has represented over 2,100 clients. The primary source for identifying clients continues to be the program referral telephone line from the Otay Mesa Detention Center (OMDC). This year, a speed dial direct line from OMDC was implemented as part of an ACLU settlement to improve access to counsel for detained Department of Homeland Security (DHS) immigrants. Additionally, the Attorney of the Day (AOD) program at OMDC expanded, with ILDP attorneys attending special master calendar hearings every other Wednesday. Established in 2023, this program assists in complex cases involving unrepresented individuals, whose matters get continued for orientation counseling and possible legal representation. On average, 8-12 new cases are assigned bi-weekly. The AOD program currently operates in two Immigration Court departments. Developed in close collaboration with Immigration Judges and the Assistant Chief Immigration Judge for the region, the program has supported more efficient case processing and contributed to efforts to reduce the local court backlog. Based on the observed impact, the court has expressed interest in expanding the program to additional departments.

Client self-referrals have also increased. Some clients seek legal assistance from multiple organizations due to current uncertainty about immigration proceedings. To address this, ILDP established policies and procedures for cross-referencing cases to ensure clients are not assigned duplicate legal representation.

Reductions in federal funding for non-profit immigration legal services have increased demand for ILDP support. The ILDP has become a primary source of indigent legal representation for detained individuals in immigration removal proceedings in the region.

A significant challenge during the fiscal year was the unexpected transfer of some clients to other jurisdictions, which disrupted cases and impacted resources. Many of these clients were being transferred just prior to their scheduled merits hearing trial, after months of attorney and retained expert witness work had already been expended. The ILDP legal coordinator met with EOIR and DHS officials to address these issues. Meetings were also held with Immigration and Customs Enforcement (ICE), DHS, Congressional officials, and immigration attorneys, to mitigate the impact of these transfers and develop strategies to keep clients within their original jurisdiction.

Federal policy changes during the second half of the fiscal year led to some operational adjustments for ILDP. Customs and Border Protection (CBP) discontinued the CBP One phone application that allowed migrants to apply for asylum and coordinate appearance dates prior to entry. DHS has ceased issuing

parole grants that allowed temporary admission to the US for individuals awaiting processing of their case. ICE presence and arrests have increased dramatically throughout all sectors of the community. Immigrants and prospective clients are being arrested at home, at their place of employment, and in public settings throughout the region. ILDP attorneys also reported new enforcement practices, including increased in-person arrests at immigration court, and noted that attorney presence during these interactions helped clarify case status and ensure due process. The change in custodial status has made previously ineligible immigrants now eligible for ILDP representation services, adding capacity pressures to the program.

The current expedited removal policy has required program adjustments. Immigrants may no longer receive a credible fear interview or have an attorney present. They can be in court within a week of arrest, facing dismissal and deportation orders. Clients can be brought to court and deported within days. More immigrants are in custody, increasing the number of program-eligible clients and expedited cases. To remain effective, ILDP has expedited case assignments and started legal representation sooner.

Expedited removals have significantly increased attorney case volumes, making recruitment of new attorneys a top priority. In the past year, ILDP has grown to 54 program lawyers, with 11 new additions. Recruitment efforts continue as program capacity remains a significant risk due to more arrests and case assignments.

## Client Access and Intake Coordination

OAC continues to operate an intake telephone line to connect clients to ILDP. The line is staffed by intake coordinators employed by the Public Defender's Office. During Fiscal Year 2024–2025, the line received 4,248 calls, averaging 354 per month, with about 28 calls per month related to new client intakes. Figure 1 shows average monthly call volume over the previous three Fiscal Years.




*Figure 1. Calls made to ILDP intake telephone line*

ILDP was established with a goal of providing universal, merits-blind representation. Clients are eligible for the program if they have been detained or monitored through Alternatives to Detention; cases are not screened based on the likelihood of success.

OAC intake staff collect case details and match eligible clients to attorneys, prioritizing those with urgent needs. This report excludes cases that are assigned to an ILDP attorney after intake but do not move forward in the program under that attorney, either because representation was not initiated or the case was reassigned.

## Intakes Have Increased with Case Volume

In Fiscal Year 2024–2025, the average number of monthly intakes was 61, exceeding the average of 32 monthly case closures. Figure 2 shows how monthly intakes and closures have changed over time.

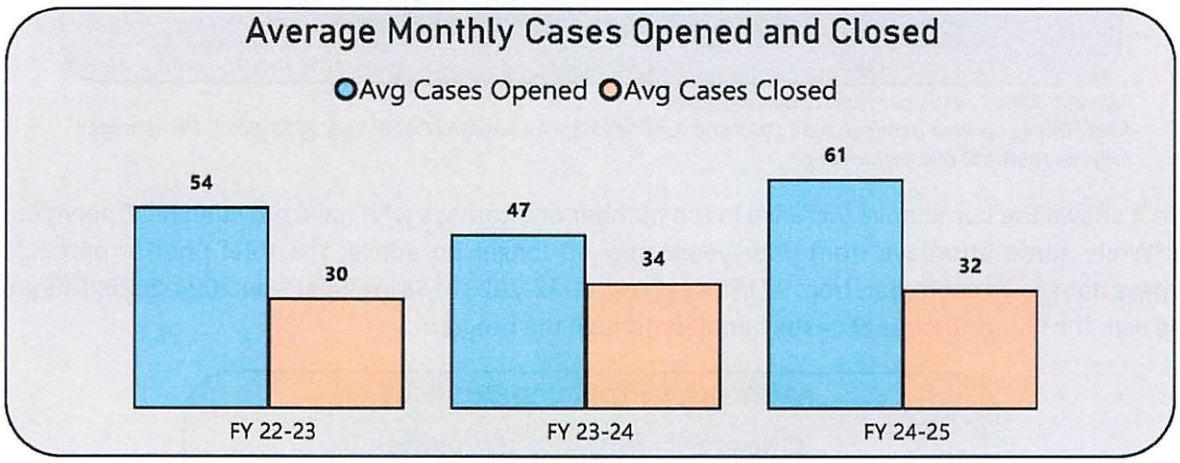


*Figure 2. Average cases opened and closed per month*
*Note: Cases opened between April 2022 and June 2022 are included in Fiscal Year 2022-2023.*

The median number of days between entry to the US and case opening in Fiscal Year 2024-2025 was 111, with 44% of clients beginning representation in under 90 days of entry. While many receive representation soon after entry, case durations often extend beyond a year due to the length of the immigration court process, which involves infrequent hearings and case events.

ILDP attorneys have continued to manage growing intakes and caseloads. However, if contracted attorney capacity is reached and OAC is unable to recruit additional immigration attorneys, monthly intakes may need to be capped or reduced.

Figure 3 shows the number of active cases per year, broken down by new and existing clients. In Fiscal Year 2024-2025, ILDP attorneys handled 1,283 cases, with 546 (43%) opened in a prior fiscal year.

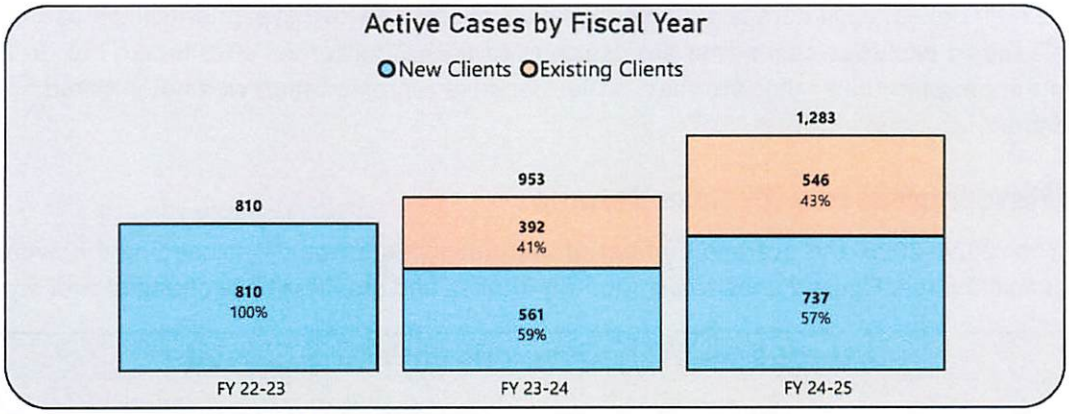


*Figure 3. Active cases per year for clients served*
*Note: Cases opened between April 2022 and June 2022 are included in Fiscal Year 2022-2023. Percentages may not total 100 due to rounding.*

Figure 4 shows the cumulative increase in the number of attorneys who have provided ILDP services over time. While some attorneys from prior years may no longer be active, the total pool of participating attorneys has grown each year, from 32 in Fiscal Year 2022-2023 to 54 in Fiscal Year 2024-2025. This growth aligns with the rising number of cases handled through the program.

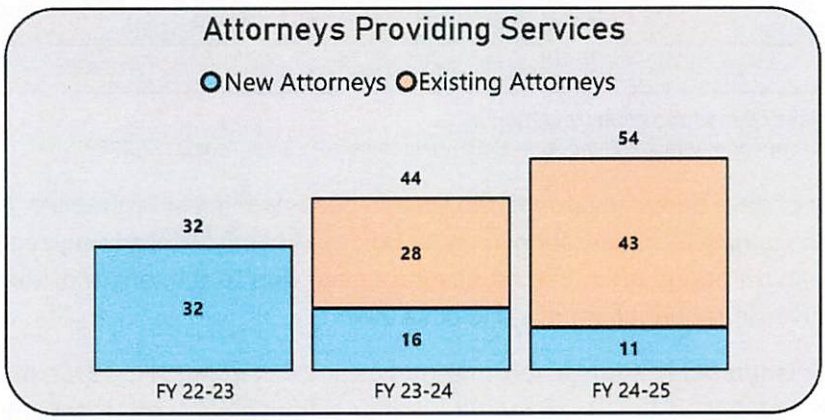


*Figure 4. Attorneys providing services*
*Note: Cases opened between April 2022 and June 2022 are included in Fiscal Year 2022-2023.*

## Client Case Data

As part of the program, contracted and panel attorneys are required to provide data regarding their cases. This includes countries of origin, demographic data, relationship and dependent information, languages spoken and interpreted, grounds of inadmissibility/deportation (charges), client custody and bonds, employment and family outcomes, substantive case outcomes, and applications for relief. Client outcome data is reported for 2,108 represented clients with cases opened from April 2022 through June 2025. Of these 1,260 cases have been closed. Cases opened between April 2022 and June 2022 are considered part of Fiscal Year 2022-2023 in the charts and tables displaying case data.

Staff continue to standardize data collection and make information gathering easy for program attorneys. However, the program experiences the following limitations:

Data on outcomes is not always complete because it is self-reported by clients. Clients and attorneys often lack access to historical case information, and some clients may be uncomfortable sharing employment or other personal details. Attorneys also have limited time to meet with clients, especially while they are detained, so some outcome information may not be recorded. Clients may leave the program due to a change of venue, DHS involuntary transfer, new legal representation, a removal order, or by discontinuing work with their attorney. Once a client leaves the program, obtaining further information is often difficult or impossible. A small number of data gaps are noted as 'unknown' in the tables and figures that follow.

## Client Countries of Origin and Demographics

ILDP clients immigrated from 64 countries in five continents in Fiscal Year 2024-2025. Figure 5 below shows the two most common countries of origin: Mexico (24%) and Venezuela (15%).

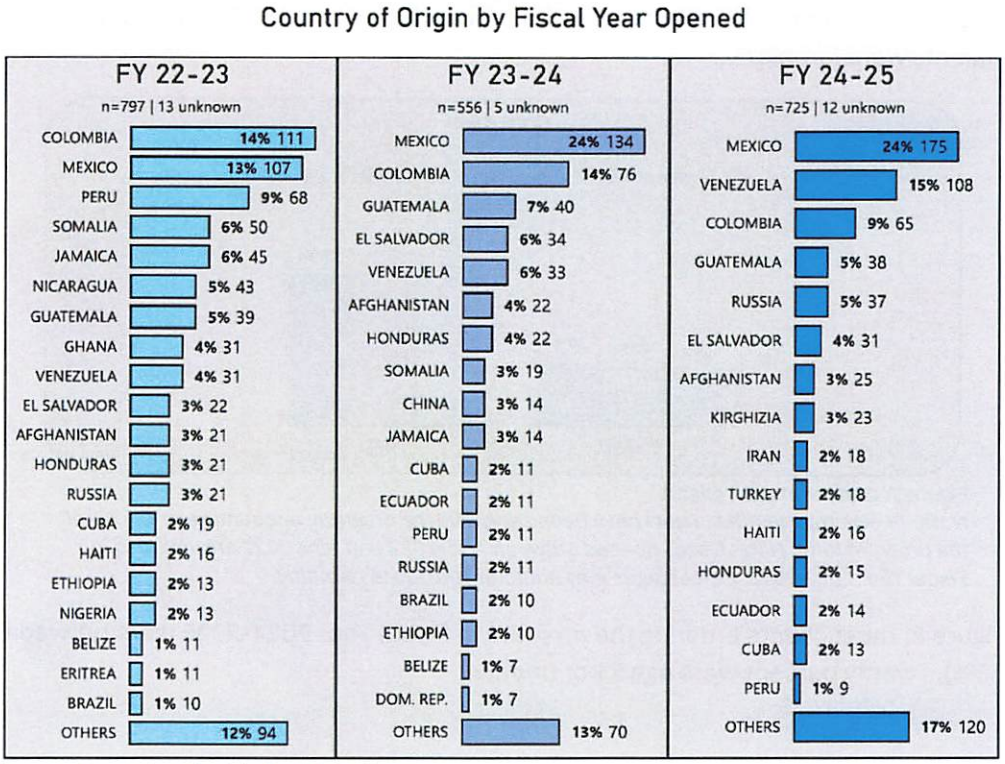


*Figure 5. Countries of origin for ILDP clients*
*Note: These are currently the top countries of origin by clients by the fiscal year their case opened. Countries in the Others category account for less than 1% each. Cases opened between April 2022 and June 2022 are included in Fiscal Year 2022-2023. Percentages may not total 100 due to rounding.*

Figure 6 shows that 67% of clients entering the program in Fiscal Year 2024–2025 identified as Hispanic or Latino, a steady proportion. The percentage of Black clients declined from 16% to 8% over the past two years.

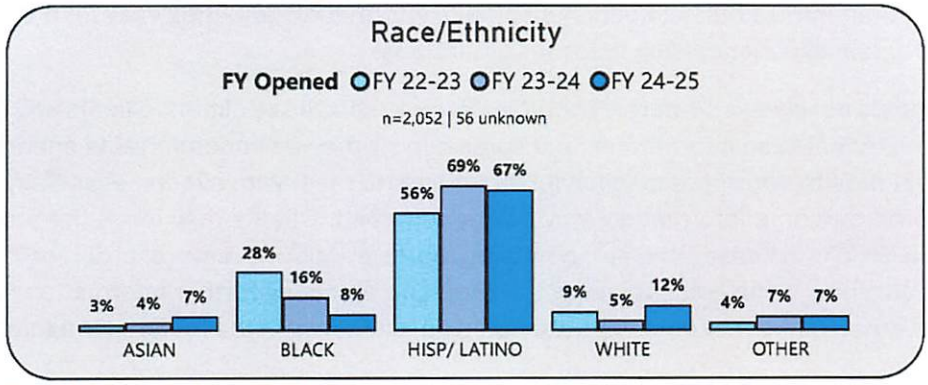


*Figure 6. Race/ethnicity of ILDP clients*
*Note: Other includes American Indian or Alaska Native, Native Hawaiian or Other Pacific Islander, Other, and Two or More Races. Note: Cases opened between April 2022 and June 2022 are included in Fiscal Year 2022-2023. Percentages may not total 100 due to rounding.*

Figure 7 shows that most of the clients entering the program were male at 70% in Fiscal Year 2024-25 and 30% of new clients were female.

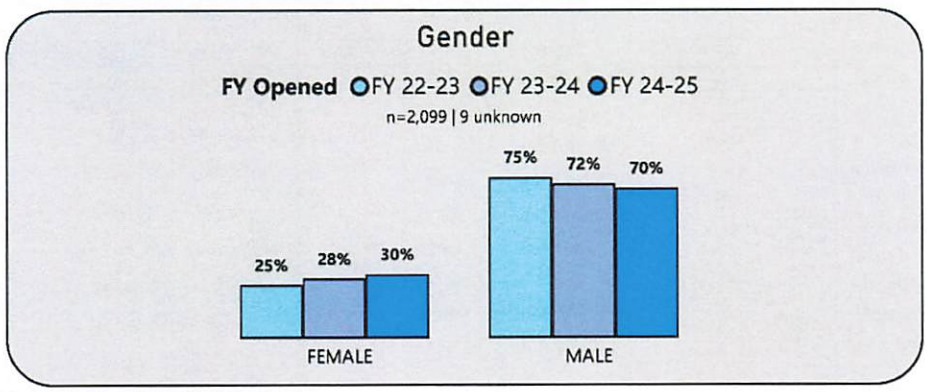


*Figure 7. Gender of ILDP clients*
*Note: Twelve transgender clients have been served by the program, accounting for 0.57% of the program total. Note: Cases opened between April 2022 and June 2022 are included in Fiscal Year 2022-2023. Percentages may not total 100 due to rounding.*

As seen in Figure 8, most clients entering the program in Fiscal Year 2024-2025 were between the ages of 22 and 39 (55%). Twenty percent were age 21 or under.

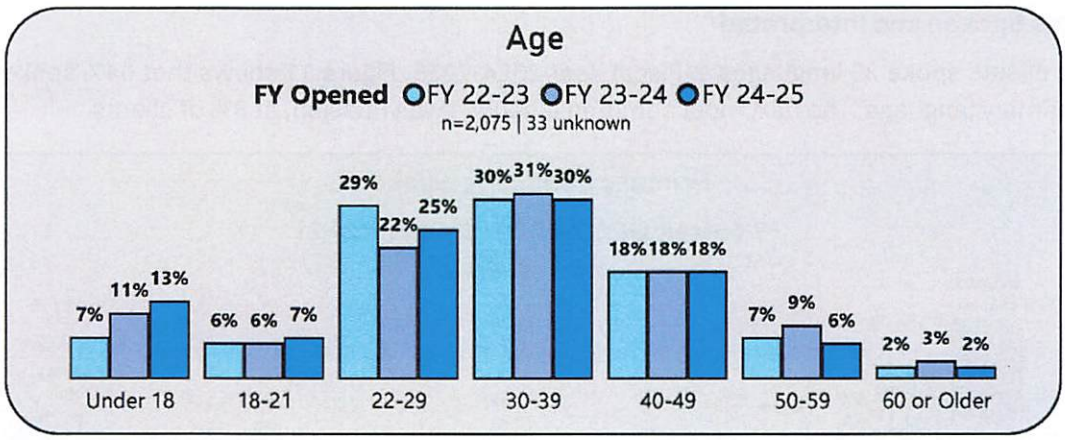


*Figure 8. Age of ILDP Clients*
*Note: A client's age is unknown when a birth date cannot be determined. Note: Cases opened between April 2022 and June 2022 are included in Fiscal Year 2022-2023. Percentages may not total 100 due to rounding.*

## Family Situations

Figure 9 shows most clients utilizing ILDP services were single in Fiscal Year 2024-2025. Seventy percent of clients reported being single, including those divorced, separated, or widowed and 30% reported being married or in a domestic partnership.

As shown in Figure 10, 43% of clients reported having dependents in Fiscal Year 2024-2025. In immigration court, multiple individuals, often immediate family members, can be consolidated into a single case. For this report, we consider each client as a separate case, but asked the attorneys to indicate if a case was consolidated with family member or more than one individual, also called lead rider. Attorneys opened 61 unique lead rider cases in Fiscal Year 2024-2025.

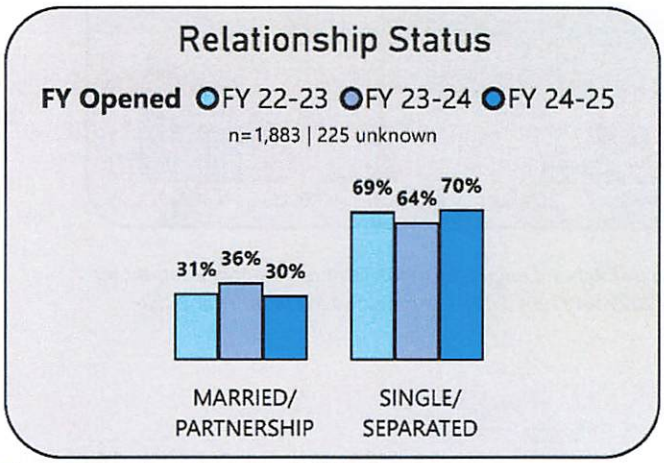


*Figure 9. Relationship status of ILDP clients*
Note: Cases opened between April 2022 and June 2022 are included in Fiscal Year 2022-2023. Percentages may not total 100 due to rounding.

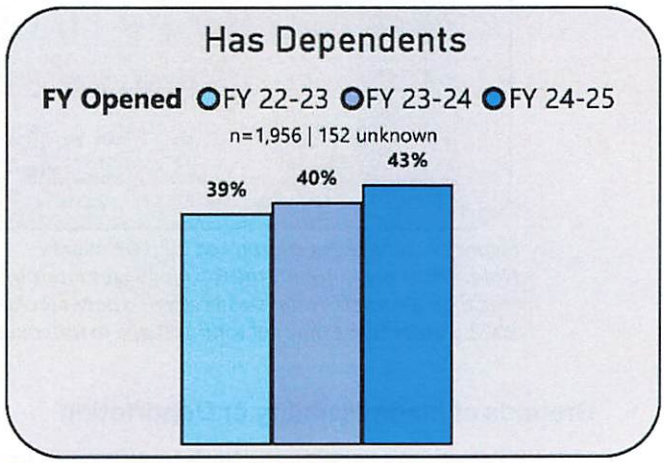


*Figure 10. Percentage of ILDP clients with dependents*
Note: Cases opened between April 2022 and June 2022 are included in Fiscal Year 2022-2023.

## Languages Spoken and Interpreted

Incoming clients spoke 35 languages in Fiscal Year 2024-2025. Figure 11 shows that 64% spoke Spanish as their primary language. The next most common language was Russian, at 8% of clients.




*Figure 11. Languages spoken by ILDP clients*
*Note: These are currently the top languages spoken by clients. Languages in the Others category account for less than 2% each. Note: Cases opened between April 2022 and June 2022 are included in Fiscal Year 2022-2023. Percentages may not total 100 due to rounding.*

Figure 12 shows the reported distribution of clients having a language interpreted with Spanish being the most common language at 56% in Fiscal Year 2024-2025. Other common interpreted languages included Russian (7%), Farsi (4%), Arabic (2%), and Creole (2%). Clients who did not require interpretation are not shown.

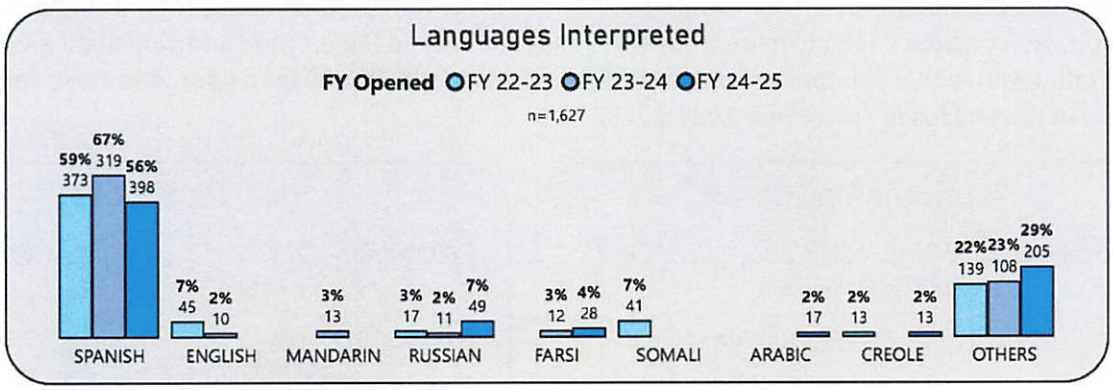


*Figure 12. Languages interpreted for ILDP clients*
*Note: These are currently the top languages interpreted by clients. Languages in the Others category account for less than 2% each. Note: Cases opened between April 2022 and June 2022 are included in Fiscal Year 2022-2023. Percentages may not total 100 due to rounding.*

## Grounds of Inadmissibility or Deportation

Most ILDP clients receive grounds inadmissibility due to illegal entry or entry without possession of valid documents, as listed in their Notice to Appear (NTA), the formal charging document that initiates removal proceedings. Migrants who commit certain crimes may be ineligible to enter or remain in the United States. Table 1 provides a summary of grounds for ILDP clients. Expanded grounds information can be found in Table 4 in the Appendix. Because clients can have multiple grounds listed, Table 1 reflects the percentage of cases in each category, which may exceed the total number of cases.

*Table 1. ILDP client grounds of inadmissibility and deportation, April 2022 - June 2025*

| Fiscal Year Opened | FY 22-23 | | FY 23-24 | | FY 24-25 | | Total | |
|---|---|---|---|---|---|---|---|---|
| Grounds Group* | Clients | % of Clients | Clients | % of Clients | Clients | % of Clients | Clients | % of Clients |
| 212(a)(6)(A)(i) - Illegal entrants and immigration violators | 487 | 64% | 299 | 60% | 259 | 46% | 1,045 | 57% |
| 212(a)(7)(A)(i) - Not in possession of valid, unexpired documents | 257 | 34% | 190 | 38% | 303 | 54% | 750 | 41% |
| Grounds related to criminal activity | 36 | 5% | 22 | 4% | 7 | 1% | 65 | 4% |
| Other | 51 | 7% | 29 | 6% | 15 | 3% | 95 | 6% |
| Pre-NTA or No Grounds | 62 | 8% | 21 | 4% | 35 | 6% | 118 | 7% |
| Total | 763 | 100% | 496 | 100% | 557 | 100% | 1,816 | 100% |

*Notes: Grounds information has not been provided for 292 cases because a client may not have been represented long enough to provide information to their attorney. "Pre-NTA or No Grounds" refers to clients who had not yet received a Notice to Appear (NTA) at the time of data collection or whose grounds had not yet been identified or recorded. Cases opened between April 2022 and June 2022 are included in Fiscal Year 2022-2023. Percentages may not total 100 due to rounding.*

One percent (7) of clients entering the program in Fiscal Year 2024-2025 had grounds related to criminal activity. Of those, two cases resulted in a removal order, and four are pending with the clients remaining in detention or supervised via Alternatives to Detention. One case was terminated in immigration court. Please see the definitions section of the Appendix for further information on case outcomes and closure reasons.

## Client Custody and Bonds

Most ILDP clients serve time in custody or are subject to monitoring in the community known as Alternatives to Detention. Complete client custody and ATD information is not available for all clients due to gaps in client knowledge, attorney access to information, or the client stops being served by the attorney while detained. Entrance and exit days were known for 88 of 124 clients reported released from detention in Fiscal Year 2024-2025. For these 88 clients, the median length of stay for clients released from custody was 90 days. Figure 13 shows the median days in custody for released clients by the year of their release.

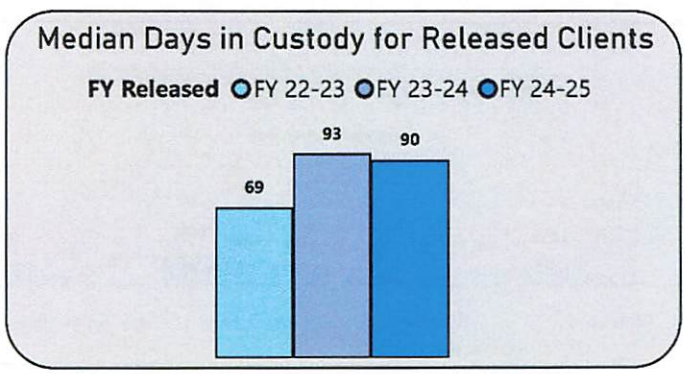


*Figure 13. Median days in custody for released ILDP clients*
*Note:* These values are for released clients only. Anyone remaining in custody after the end of the fiscal year is not included. Clients without a release date are also not included; clients released between April 2022 and June 2022 are included in Fiscal Year 2022-2023.

Clients are sometimes granted release from custody on bond while their case is pending. Attorneys reported 14 clients from FY 2024-2025 with bonds greater than zero dollars. The average bond amount was roughly $5,000, with a range of $1,500 to $20,000.

Client detention levels were categorized to understand their custody status during the program. Definitions of each detention category are provided in the Appendix. Figure 14 illustrates these categories in order from most to least restrictive.

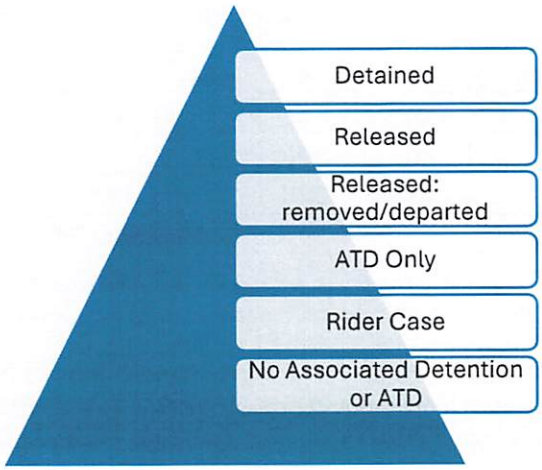


*Figure 14. Illustration of the highest detention level from most to least confinement*

ILDP attorneys reported on the highest detention level for 2,068 ILDP clients. Data was unavailable for 40 clients. Figure 15 shows the distribution of the highest detention level among clients. Detention rates appear highest for the most recent fiscal year, which may reflect limited time for case progression. For clients with cases opened in Fiscal Year 2024-2025, 14% were released without a removal order, and 59% were classified as detained. This percentage is expected to decline in the next report as more cases progress. The figure also shows an increase in the percentage rider cases from 5% in Fiscal Year 2023-2024 to 12% in Fiscal Year 2024-2025, which correlates with an increase in the percentage of clients under 18 years of age entering the program.

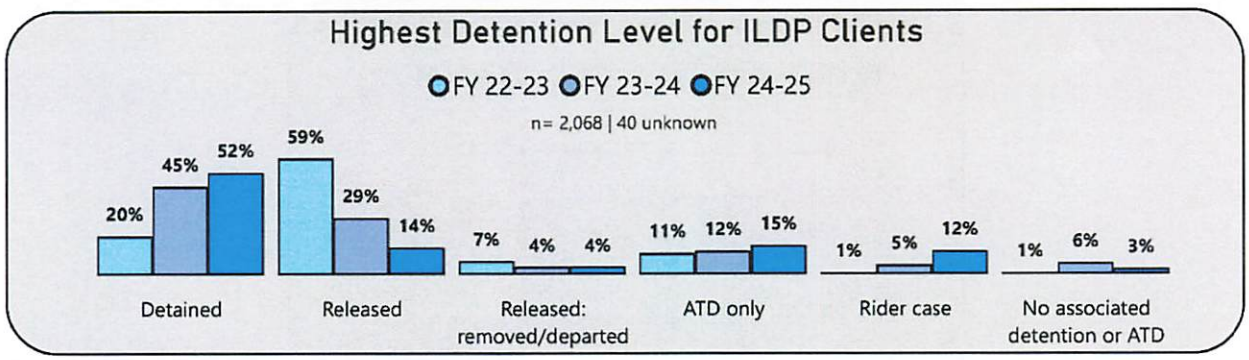


*Figure 15. Highest Detention Level for ILDP Clients*
Note: Cases opened between April 2022 and June 2022 are included in Fiscal Year 2022-2023. Percentages may not total 100 due to rounding.

## ICE Detention Transfers

In April 2024, ILDP attorneys observed an increase in DHS transferring clients to detention facilities outside San Diego County. These transfers often occurred at different stages of the immigration court process, including after attorneys had filed forms notifying DHS of a client's legal representation (G-28 forms). These transfers limited attorneys and defense expert access, creating challenges for case preparation. Some transfers occurred at late stages of the case, just prior to the client's merits hearing. ILDP has begun tracking attorney-reported transfers. Figure 16 and Figure 17 show 78 reported transfers, most of which were not reported to attorneys prior to transfer. Most transfers were to facilities outside of California.

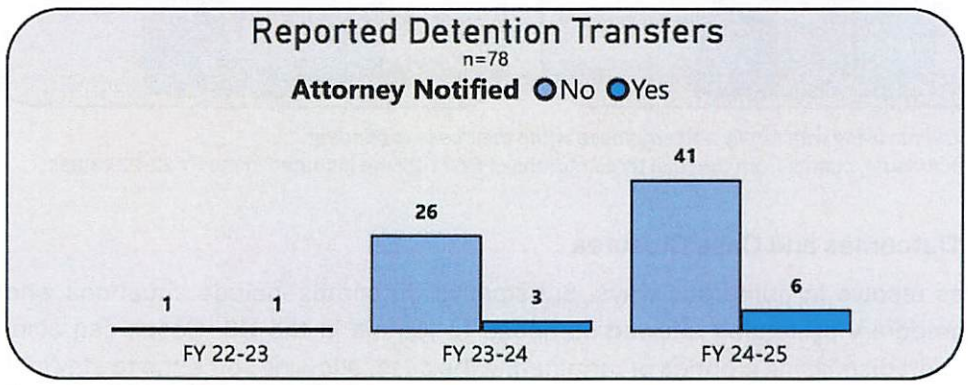


*Figure 16. Reported Detention Transfers*

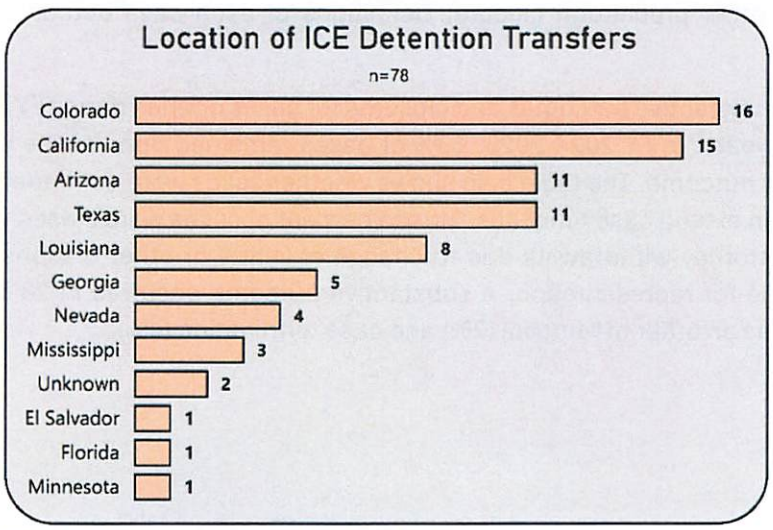


*Figure 17. Location of ICE Detention Transfers*

## Clients Released from or Never Placed in Detention

Among clients who entered the program in Fiscal Year 2024-2025 and spent time in the community, 71% lived with family and 17% reported employment while their case was pending (see Figure 18).

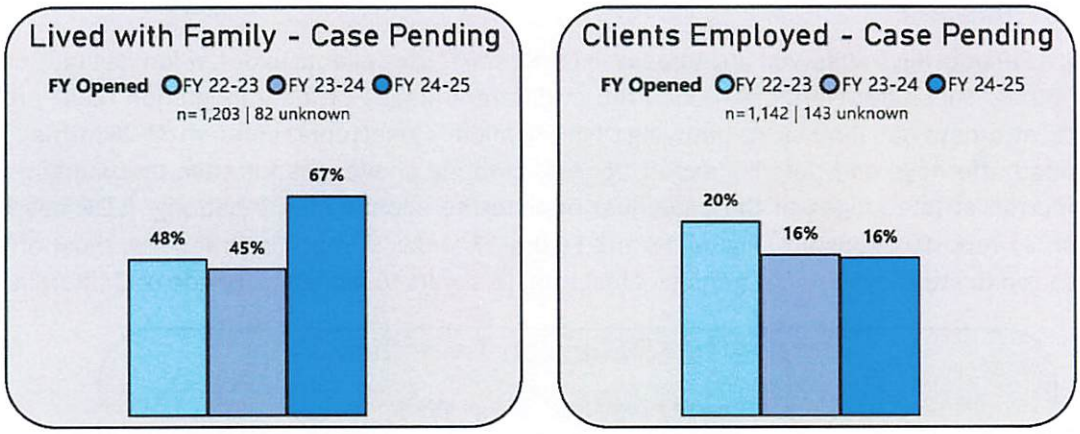


*Figure 18. Clients living with family and employed while their case is pending*
*Note:* For this visual, clients from the final three months of FY 21-22 are included in the FY 22-23 values.

## Substantive Outcomes and Case Closures

Program cases resolve in numerous ways. Substantive outcomes include situations where relief was granted, or temporary protection allowed someone to remain in the US. Cases can also result in the Immigration Court dismissing grounds or terminating the case, allowing someone to stay in the US. A case can result in an order of removal, voluntary departure, or the withdrawal of application for admission. Many cases have not been resolved yet and remain open or closed without a clear resolution, such as due to a change of venue or other procedural closure. Definitions of each case outcome are provided in the Appendix.

Table 2 summarizes substantive outcomes and closures for cases opened during FY 2024-2025 along with comparison to prior years. In FY 2024-2025, 63% of cases remained open at the end of the fiscal year without a substantive outcome. The table also shows whether cases were continued, offering insight into how continuances can extend case timelines. Fifteen percent of cases were closed without a substantive outcome including attorney withdrawals due to change of venue or other reasons, client request, and clients being ineligible for representation. A substantive outcome occurred in 23% of cases. The most common outcome was an order of removal (7%) and case termination (4%).

*Table 2. Pending cases, substantive outcomes, and case closures, April 2022 - June 2025*

| Outcome Group | Fiscal Year Opened | FY 22-23 | | FY 23-24 | | FY 24-25 | | Total | |
|---|---|---|---|---|---|---|---|---|---|
| | Outcome | Clients | % | Clients | % | Clients | % | Clients | % |
| Case pending outcome or closure | Case Pending: Continued | 45 | 6% | 60 | 11% | 82 | 11% | **187** | **9%** |
| | Case Pending: Not Continued | 83 | 10% | 74 | 13% | 381 | 52% | **538** | **26%** |
| | Total | 128 | 16% | 134 | 24% | 463 | 63% | **725** | **34%** |
| Substantive outcome | Administrative Closure/ Prosecutorial Discretion | 17 | 2% | 4 | 1% | 2 | 0% | **23** | **1%** |
| | Case Dismissed | 49 | 6% | 46 | 8% | 4 | 1% | **99** | **5%** |
| | Case Terminated | 55 | 7% | 37 | 7% | 28 | 4% | **120** | **6%** |
| | Client Self-Deported | 1 | 0% | 7 | 1% | 14 | 2% | **22** | **1%** |
| | Order of Removal | 94 | 12% | 63 | 11% | 54 | 7% | **211** | **10%** |
| | Parole | 45 | 6% | 27 | 5% | 14 | 2% | **86** | **4%** |
| | Relief Granted | 141 | 17% | 64 | 11% | 25 | 3% | **230** | **11%** |
| | Voluntary Departure | 8 | 1% | 10 | 2% | 18 | 2% | **36** | **2%** |
| | Withdrawal of Application for Admission | 6 | 1% | 7 | 1% | 7 | 1% | **20** | **1%** |
| | Total | 416 | 51% | 265 | 47% | 166 | 23% | **847** | **40%** |
| Case closure | AOD/CFI Consult Concluded | 5 | 1% | 2 | 0% | 7 | 1% | **14** | **1%** |
| | Attorney Withdrew (Change of Venue) | 169 | 21% | 80 | 14% | 32 | 4% | **281** | **13%** |
| | Attorney Withdrew (Other) | 51 | 6% | 17 | 3% | 14 | 2% | **82** | **4%** |
| | Client Ended Relationship/ Discontinued Participation | 25 | 3% | 34 | 6% | 35 | 5% | **94** | **4%** |
| | Client Released from Custody | 5 | 1% | 8 | 1% | 4 | 1% | **17** | **1%** |
| | Ineligible for Representation | 2 | 0% | 16 | 3% | 6 | 1% | **24** | **1%** |
| | Negative CFI | 8 | 1% | 3 | 1% | 9 | 1% | **20** | **1%** |
| | Other | 1 | 0% | 2 | 0% | 1 | 0% | **4** | **0%** |
| | Total | 266 | 33% | 162 | 29% | 108 | 15% | **536** | **25%** |
| Total | | 810 | 100% | 561 | 100% | 737 | 100% | **2,108** | **100%** |

*Note: Cases opened between April 2022 and June 2022 are included in Fiscal Year 2022-2023. Percentages may not total 100 due to rounding.*

## Applications for Relief

Clients may seek relief proactively, in a process distinct from court proceedings initiated by EOIR, based on valid reasons for staying in the US, such as asylum or temporary protected status. When a client and their attorney believe they qualify, they can apply for a relevant form of relief. A client may be eligible for and be granted multiple forms of relief. For cases opened in Fiscal Year 2024-2025, attorneys reported 26 applications granted. Attorneys may not always learn the status of submitted applications if a case closes prior to an outcome or another resolution occurs beforehand. For instance, a person could apply

for asylum but never receive an answer prior to an order of removal. Table 3 breaks down the types of applications granted. Applications for relief are defined in the Appendix.

*Table 3. Granted applications for relief, cases opened April 2022 - June 2024*

| Fiscal Year Opened | FY 22-23 | | FY 23-24 | | FY 24-25 | | Total | |
|---|---|---|---|---|---|---|---|---|
| **Application** | **Granted** | **%** | **Granted** | **%** | **Granted** | **%** | **Clients** | **%** |
| Adjustment of Status | 1 | 1% | | 0% | | 0% | **1** | **1%** |
| Asylum/Withholding/Convention Against Torture | 46 | 40% | 14 | 29% | 11 | 42% | **71** | **37%** |
| Challenge to Arriving Alien Designation | 1 | 1% | | 0% | | 0% | **1** | **1%** |
| EOIR 42A Legal Permanent Resident Cancellation of Removal | 2 | 2% | | 0% | | 0% | **2** | **1%** |
| EOIR 42B Non-Legal Permanent Resident Cancellation of Removal | 1 | 1% | 1 | 2% | | 0% | **2** | **1%** |
| I 130 Petition for Alien Relative | 2 | 2% | 1 | 2% | | 0% | **3** | **2%** |
| Parole | 60 | 52% | 30 | 63% | 14 | 54% | **104** | **55%** |
| Special Immigrant Juvenile Status (SIJS) | 1 | 1% | 3 | 6% | | 0% | **4** | **2%** |
| TPS | 3 | 3% | | 0% | | 0% | **3** | **2%** |
| Withholding Only | 2 | 2% | | 0% | 1 | 4% | **3** | **2%** |
| Total | 116 | 100% | 48 | 100% | 26 | 100% | **190** | **100%** |

*Note: Cases opened between April 2022 and June 2022 are included in Fiscal Year 2022-2023. Percentages may not total 100 due to rounding.*

## Executive Office for Immigrant Review (EOIR) Data

EOIR releases data from their case management system to the public with monthly updates (Executive Office for Immigration Review 2025). Figure 19 displays EOIR data for individuals with proceedings at San Diego or Otay Mesa Immigration Court between July 2021 and June 2025, compared by County of San Diego fiscal year. In Fiscal Year 2024-2025, 32% of individuals were detained or released from detention. This is an increase from 25% in Fiscal Year 2023-2024.

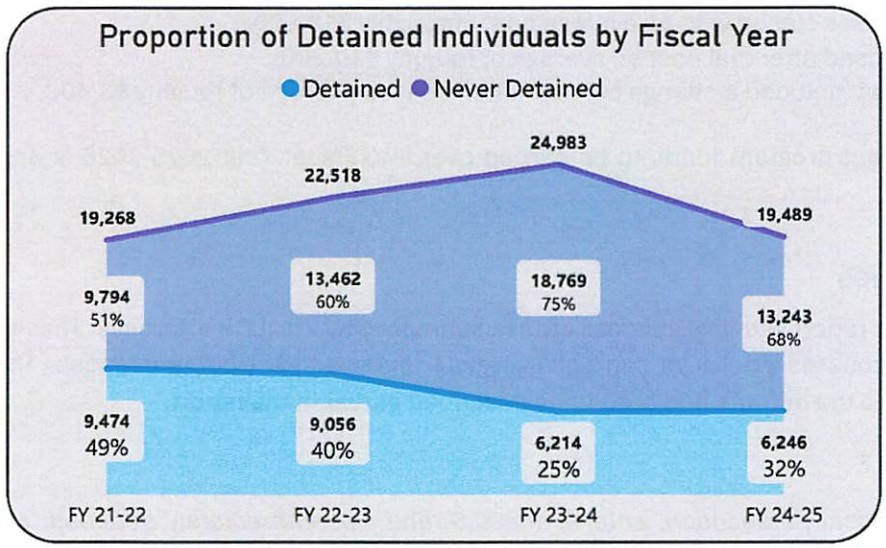


*Figure 19. Detained individuals involved in immigration proceedings in San Diego County*

Most clients represented by ILDP attorneys begin their proceedings at Otay Mesa Immigration Court while detained at Otay Mesa Detention Facility (OMDF). Representation rates at Otay Mesa Immigration Court have increased annually. Figure 20 shows 41% of detained clients were represented in Fiscal Year 2024-2025, an increase from 26% in Fiscal Year 2023-2024.

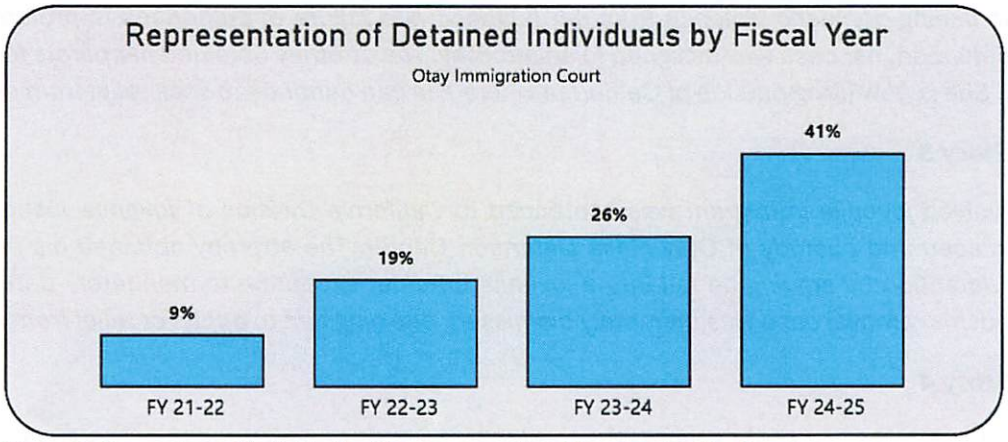


*Figure 20. Percentage of individuals with representation, Otay Immigration Court*

## Program Costs

Total program costs since ILDP was established are $10.5 million. For Fiscal Year 2024-2025 program costs were nearly $6.1 million, including approximately $244 thousand in County staff costs. This total includes approximately $1.1 million in invoices for services attributable to prior fiscal years that were paid during Fiscal Year 2024-2025. Therefore, actual program costs for services rendered within the fiscal year are approximately $5 million.

The average cost per case closed in Fiscal Year 2024-2025 was roughly $6,300. Costs varied depending on case progression. For instance:

- Appeal cases closed with an average cost of roughly $18,600.
- Cases closed after trial cost an average of roughly $10,200.
- Cases that included a change of jurisdiction cost an average of roughly $3,400.

Remaining unspent program funds to be carried over into Fiscal Year 2025-2026 is approximately $4.6 million.

## Success Stories

We conclude our report with five success stories submitted by the ILDP attorneys. These stories illustrate the possible successes attorneys can achieve even under difficult circumstances. The stories further provide context to the outputs and outcomes described earlier in the report.

### *Success Story 1*

*A client fled political persecution, entered the U.S. and was immediately detained. Her children were placed in foster care. Within days of case assignment, she was released and reunited with her children who were released from foster care. The attorney then had her case moved near her new residence outside of San Diego. Migrants often request a change of venue for their cases so they may live closer to family or take advantage of employment opportunities that are not available in San Diego.*

### *Success Story 2*

*A client was fleeing domestic violence from her husband and failure of authorities to protect her. After months of detention, her case was assigned to an attorney. The attorney obtained her parole from custody within days. She is now living outside of California where she can continue to seek relief from removal.*

### *Success Story 3*

*A justice-involved juvenile immigrant was sentenced to California Division of Juvenile Justice (DJJ) and eventually placed into custody at Otay Mesa Detention Center. The attorney obtained his release from mandatory detention by arguing he fell into a juvenile offender exception to mandatory detention. DHS appealed, but his removal case was ultimately dismissed, allowing him to apply for relief from removal.*

### *Success Story 4*

*A client provided testimony about severe persecution by his government's military, rooted in his political, moral, and religious beliefs, distinguishing his case from allegations of desertion. Evidence included documentation of the country's dictatorship and human rights violations, such as indefinite military conscription described as slavery. The client testified about being selected for deployment in an unjust war, refusing to participate, and fleeing to another country, where he was robbed by smugglers in Mexico before reaching the U.S. border. The Court admitted 29 exhibits, including substantial corroborating documents, and found the client had not secured asylum or lawful status in any third country, preserving his eligibility for relief. The client also testified in vivid detail about torture during an earlier escape attempt. The client's honest demeanor was crucial in receiving withholding of removal, which provides more limited benefits than asylum, but allows him to remain safely in the United States.*

### *Success Story 5*

*An indigenous client was exiled from his country as a minor and brought to the U.S. by his father to escape criminal groups targeting their land. After his father's death, the client returned to care for his mother, married, and had a child. Facing threats of violence, he fled to the U.S. with his pregnant wife and daughter. Despite not self-identifying as indigenous, the client's birthright to land ownership marked him as such, making him a target. The client's ILDP attorney gathered evidence to support the client's claim, linking the threats to his indigenous status, and addressed his criminal background and multiple entries without inspection.*

*During court proceedings, the DHS attorney agreed not to contest the evidence or the client's credibility, leading to the immigration judge granting asylum to the client and his family. This decision was crucial in ensuring their safety and the client expressed immense relief and gratitude for the outcome. The case highlights the complexities faced by asylum seekers and the importance of dedicated legal representation in navigating these challenges.*

## References

Executive Office for Immigration Review. 2025. "EOIR Case Data." *FOIA Library*. July 1. Accessed July 10, 2025. https://fileshare.eoir.justice.gov/FOIA-TRAC-Report.zip.

Ingrid Eagly, Esq. and Steven Shafer, Esq. 2016. *Access to Counsel in Immigration Courts*. Washington, D.C.: American Immigration Council.

Jennifer Stave, Peter Markowitz, Karen Berberich, Tammy Cho, Danny Dubbaneh, Laura Simich, Nina Siulc, and Noelle Smart. 2017. *Evaluation of the New York Immigrant Family Unity Project: Assessing the Impact of Legal Representation on Family and Community Unity*. New York: Vera Institute of Justice.

# Appendix

## A. Definitions

### *Detention Level*

**Detained** – Client is currently detained, was detained at the time of reporting, or was detained when the case was closed.

**Released from detention** – Client is reported released from detention.

**Released and removed/departed** - Client was reported as released from detention but also was ordered removed or agreed to depart the country.

**ATD only** – Client was placed on Alternatives to Detention (ATD) without spending time in custody.

**Rider case** – Client was not detained but was served by the program because they were part of a consolidated case.

**No associated detention or ATD** – Client was never detained or placed on ATD but was served ILDP attorneys.

### *Case Outcomes*

**Administrative Closure** – Cases in which an Immigration Court judge decides not to deport the individual for other unspecified reasons or closes the case administratively or because of the failure of the government to prosecute the case.

**Case Dismissed** – Cases in which the government declines to pursue grounds against an individual in removal proceedings.

**Case Terminated** – Cases in which an Immigration Court judge finds the grounds against the individual are not sustained and "terminates" the case. Situations where the alien has established eligibility for naturalization can be grounds for termination.

**Order of Removal** – Cases in which an Immigration Court judge sustains the grounds against the individual and issues a removal order. The term "removal" is used in a generic sense and includes orders of deportation, exclusion, etc. A removal order bars the individual from returning to the US for a period of years, or in some cases permanently.

**Relief Granted** – Cases in which an Immigration Court judge finds the original grounds are sustained but finds provisions in the immigration law entitle the individual to "relief" from removal, allowing them to remain in this country. This is also used when an application is successful.

**Voluntary Departure** – Cases in which an Immigration Court judge sustains the grounds against the individual and issues an order of voluntary departure. A so-called "voluntary departure" is when the individual is required to leave the country but is not legally barred from returning.

**Withdrawal of Application for Admission** – An option that DHS might offer to an Arriving Alien whereby the alien chooses to withdraw his or her application to enter the United States and immediately departs the United States (or pre-clearance port of entry). Unlike an order of removal (including expedited removal

as well as orders obtained because of removal proceedings), a withdrawal of application for admission does not create a bar to future entry.

### *Closure Reasons*

**Attorney Withdrew (Change of Venue)** – The case has been relocated outside of the San Diego region.

**Attorney Withdrew (Other)** – The attorney withdrew from the case for some other reason than a change of venue.

**Closed - Client Request** – The client requested to discontinue being represented by the attorney.

**Closed - Ineligible for Representation** – The client was deemed ineligible for the program.

### *Applications for Relief*

**Asylum/Withholding/Convention Against Torture** – three forms of relief from removal or deportation for people who are afraid to return to their home countries.

**Adjustment of Status** - Adjustment of status is the process that people can use to apply for lawful permanent resident status (also known as applying for a Green Card) when they are present in the United States. This means that they may get a Green Card without having to return to their home country to complete visa processing.

**Cancellation of Removal for Permanent Residents and Non-Permanent Residents** – permanent residents and non-permanent residents may apply to an immigration judge to adjust their status from that of deportable alien to one lawfully admitted for permanent residence, provided certain conditions are met.

**Cancellation of Removal Special Rule** – cancellation of removal for non-lawful permanent resident (LPR) spouses or children of US citizens or LPRs who were subject to battery or extreme cruelty by a spouse or parent.

**Parole for Humanitarian or Significant Public Benefit** - Parole allows an individual, who may be inadmissible or otherwise ineligible for admission into the United States, to be paroled into the United States for a temporary period. An individual who is paroled into the United States has not been formally admitted into the United States for purposes of immigration law.

**Special Immigrant Juvenile Status (SIJS)** – If a person is in the United States and needs the protection of a juvenile court because they have been abused, abandoned, or neglected by a parent, they may be eligible for Special Immigrant Juvenile (SIJ) classification. If SIJ classification is granted, they may qualify for lawful permanent residency (also known as getting a Green Card).

**Temporary Protected Status (TPS)** – The Secretary of Homeland Security may designate a foreign country for TPS due to conditions in the country that temporarily prevent the country's nationals from returning safely, or in certain circumstances, where the country is unable to handle the return of its nationals adequately. USCIS may grant TPS to eligible nationals of certain countries (or parts of countries), who are already in the United States. Eligible individuals without nationality who last resided in the designated country may also be granted TPS.

**U Visa –** The U nonimmigrant status (U visa) is set aside for victims of certain crimes who have suffered mental or physical abuse and are helpful to law enforcement or government officials in the investigation or prosecution of criminal activity.

**Withholding Only** - When someone expresses a fear of persecution to an immigration officer who is considering reinstating a prior order of removal, the officer is required to first refer the individual to an asylum officer. Individuals who can demonstrate to the asylum officer that they have a "reasonable fear" of persecution in their home country are sent to immigration court for a special form of removal proceedings. These proceedings are known as "withholding-only" proceedings, because the only protection that individuals may seek is withholding of removal or protection under the Convention Against Torture.

### *Other Definitions*

**Credible Fear Interview** - A brief interview, conducted by a USCIS Asylum Officer, for non-citizens arriving in the U.S. with false or no documents, subject to Expedited Removal, who express fear of persecution or wish to apply for asylum. A successful outcome grants the non-citizen a full asylum hearing before an Immigration Judge.

**Aggravated Felony** - An aggravated felony may be either a felony or misdemeanor charge and includes: Murder, Rape, or Sexual Abuse of a Minor; Illicit Trafficking in Controlled Substance; Illicit Trafficking in Firearms or Destructive Devices; Money Laundering Offenses (over $10,000); Explosive Materials and Firearms Offenses; Crime of Violence; Theft Offense; Demand for or Receipt of Ransom; Child Pornography Offense; Racketeering, Gambling; Prostitution Offenses (managing, transporting, trafficking); Gathering or Transmitting Classified Information; Fraud or Deceit Offenses or Tax Evasion (over $10,000); Alien Smuggling; Illegal Entry or Reentry by Removed Aggravated Felon; Passport, Document Fraud; Failure to Appear Sentence; Bribery, Counterfeiting, Forgery, or Trafficking in Vehicles; Obstruction of Justice, Perjury, Bribery of Witness; Failure to Appear to Court; Attempt or Conspiracy to Commit an Aggravated Felony.

## B. Expanded Grounds Table

*Table 4. Expanded table of known grounds for ILDP clients since program inception.*

| Fiscal Year Opened | FY 22-23 | | FY 23-24 | | FY 24-25 | | Total | |
|---|---|---|---|---|---|---|---|---|
| **Grounds of Inadmissibility** | **Clients** | **%** | **Clients** | **%** | **Clients** | **%** | **Clients** | **%** |
| 212(a)(6)(A)(i) - Illegal entrants and immigration violators | 487 | 64% | 299 | 60% | 259 | 46% | **1,045** | **58%** |
| 212(a)(7)(A)(i) - Not in possession of valid, unexpired documents | 257 | 34% | 190 | 38% | 303 | 54% | **750** | **41%** |
| Grounds related to criminal activity | 36 | 5% | 22 | 4% | 7 | 1% | **65** | **4%** |
| 212 (a)(2)(A)(i)(II) - Controlled Substance Offenses | 3 | 0% | 2 | 0% | 0 | 0% | **5** | **0%** |
| 212(a)(2)(A)(i)(I) - Crime Involving Moral Turpitude | 6 | 1% | 7 | 1% | 1 | 0% | **14** | **1%** |
| 212(a)(2)(B) - Multiple Criminal Convictions | 2 | 0% | 0 | 0% | 1 | 0% | **3** | **0%** |
| 212(a)(2)(C) - Trafficking Controlled Substances | 8 | 1% | 2 | 0% | 0 | 0% | **10** | **1%** |
| 212(a)(2)(D)(i) - Prostitution | 1 | 0% | 0 | 0% | 0 | 0% | **1** | **0%** |
| 212(a)(2)(I) - Money laundering | 1 | 0% | 0 | 0% | 0 | 0% | **1** | **0%** |
| 237(a)(2)(A)(i) - CIMT w/in 5 years of admission | 0 | 0% | 1 | 0% | 0 | 0% | **1** | **0%** |
| 237(a)(2)(A)(ii) - Two CIMTs | 3 | 0% | 0 | 0% | 0 | 0% | **3** | **0%** |
| 237(a)(2)(A)(iii) - Convicted of an aggravated felony | 14 | 2% | 9 | 2% | 5 | 1% | **28** | **2%** |
| 237(a)(2)(B)(i) - Controlled substance conviction | 4 | 1% | 2 | 0% | 2 | 0% | **8** | **0%** |
| 237(a)(2)(E)(i) - Crimes of domestic violence, stalking, and child abuse | 0 | 0% | 1 | 0% | 0 | 0% | **1** | **0%** |
| 237(a)(2)(F) - Trafficking | 1 | 0% | 0 | 0% | 0 | 0% | **1** | **0%** |
| Other | 51 | 7% | 29 | 6% | 15 | 3% | **95** | **5%** |
| 212(a)(6)(C)(i) - Misrepresentation | 1 | 0% | 0 | 0% | 1 | 0% | **2** | **0%** |
| 212(a)(6)(C)(ii)(I) - False claim to U.S. citizenship | 3 | 0% | 2 | 0% | 0 | 0 | **5** | **0%** |
| 212(a)(6)(E)(i) - Alien smugglers | 5 | 1% | 0 | 0% | 2 | 0% | **7** | **0%** |
| 212(a)(7)(B)(i)(I) - Not in possession of valid entry documents, such as visa | 8 | 1% | 5 | 1% | 2 | 0% | **15** | **1%** |

| Fiscal Year Opened | FY 22-23 | | FY 23-24 | | FY 24-25 | | Total | |
|---|---|---|---|---|---|---|---|---|
| **Grounds of Inadmissibility** | **Clients** | **%** | **Clients** | **%** | **Clients** | **%** | **Clients** | **%** |
| 212(a)(9) - Aliens previously removed or unlawfully present | 6 | 1% | 3 | 1% | 2 | 0% | **11** | **1%** |
| 237(a)(1)(A) - Inadmissible at time of entry or adjustment of status | 1 | 0% | 0 | 0% | 0 | 0% | **1** | **0%** |
| 237(a)(1)(B) - Present in violation of law | 7 | 1% | 1 | 0% | 4 | 1% | **12** | **1%** |
| 237(a)(1)(C)(i) - Violated nonimmigrant status | 2 | 0% | 1 | 0% | 0 | 0% | **3** | **0%** |
| 237(a)(1)(E)(i) - Alien smuggling | 2 | 0% | 0 | 0% | 0 | 0% | **2** | **0%** |
| 237(a)(5) - Public Charge | 1 | 0% | 0 | 0% | 0 | 0% | **1** | **0%** |
| 241(a)(5) - Reinstatement of removal order | 13 | 2% | 14 | 3% | 4 | 1% | **31** | **2%** |
| 241(b)(3) - Denial of Withholding of Removal | 5 | 1% | 3 | 1% | 0 | 0% | **8** | **0%** |
| Pre-NTA or No Charge | 62 | 8% | 21 | 4% | 35 | 6% | **118** | **6%** |
| **Total** | **763** | **100%** | **496** | **100%** | **557** | **100%** | **1,816** | **100%** |

*Grounds information has not been provided for 292 cases because a client may not have been represented long enough to provide information to their attorney. *Total clients from each category adds up to more than the total clients because clients can have grounds in more than one category. "Pre-NTA or No Grounds" refers to clients who had not yet received a Notice to Appear (NTA) at the time of data collection or whose grounds had not yet been identified or recorded.*
*Note: Cases opened between April 2022 and June 2022 are included in Fiscal Year 2022-2023. Percentages may not total 100 due to rounding.*

## C. Program Context and Process Summaries

### *Immigration Legal Process Overview*

Immigration removal proceedings are conducted by the US Department of Justice's Executive Office for Immigration Review (EOIR). The US Department of Homeland Security (DHS) alleges a migrant (respondent) violated immigration laws, and EOIR decides whether the respondent is removable from the country or if they qualify for relief from removal.

A typical experience will include the following steps, and ILDP attorneys can become involved at any point during the process:

- DHS serves a respondent with a **Notice to Appear (NTA)** and files it with EOIR. The NTA includes information on grounds of removability and initial hearing information.
- An EOIR judge holds an initial hearing called a **master calendar hearing** where the judge explains the respondent's rights, addresses allegations, and addresses representation. Like an arraignment in criminal court, the respondent may plead to the allegations and indicate whether they wish to apply for protection or relief from removal.
- The master calendar hearing judge schedules an **individual merits hearing/trial** where the respondent and DHS will present their case to the court. At the conclusion a judge may grant relief from removal or issue an order of removal.

- Both DHS and the respondent have 30 days to request an appeal from the **Board of Immigration Appeals (BIA)** following a merits hearing. The respondent can appeal BIA decisions to the Federal Fourth District Court of Appeals.
- During or prior to any of the steps above, DHS may detain an individual through Immigration and Customs Enforcement (ICE). ILDP attorneys assist clients in securing release from detention via bond, release on their own recognizance, or parole.

### *ILDP Intake and Case Assignment Process*

The Office of Assigned Counsel (OAC) operates a public intake telephone line, including a direct speed-dial line from Otay Mesa Detention Center (OMDC). Public Defender's Office employees provide the initial intake for clients.

Steps in the case assignment process:

- Intake coordinators collect as much information as they can for each client.
- Intake information is sent to the head of OAC/Program Legal Coordinator for review.
- If custodial eligible, cases with upcoming dates are prioritized and all cases are assigned within a week.
- Attorneys are offered the case and receive brief case information.
- Once the attorney accepts the case it is assigned.
- If the attorney is unable to accept the case, it is offered to another attorney.

### *Detention Level Category Reference*

For descriptions of detention categories used in Figure 14 and Figure 15, see **Appendix A: Definitions – Detention Level**.

### *Case Outcome Definitions Reference*

For definitions of all case outcomes referenced in Table 3, see **Appendix A: Definitions – Case Outcomes**.

**PUBLIC SAFETY GROUP**
1600 PACIFIC HIGHWAY, ROOM 208, SAN DIEGO, CALIFORNIA 92101-2422
(619) 595-4633

**Andrew Strong**
Deputy Chief Administrative Officer
619-531-4535

**Kathleen Flannery**
Chief Operations Officer
619-515-6610

# MEMORANDUM

DATE: August 28, 2025

TO: Supervisor Terra Lawson-Remer, Chair
Supervisor Monica Montgomery Steppe, Vice Chair
Supervisor Paloma Aguirre, Chair Pro Tem
Supervisor Joel Anderson
Supervisor Jim Desmond

FROM: Andrew Strong
Deputy Chief Administrative Officer, Public Safety Group

## QUARTERLY UPDATE ON MEDICAL EXAMINER TIMEFRAMES

On April 30, 2024 (22), the Board of Supervisors directed the Chief Administrative Officer to provide quarterly progress reports on the amount of time it takes for people to receive causes of death from the Department of the Medical Examiner. This memo serves as the fifth quarterly report.

## OVERVIEW

- The turnaround time in the laboratory increased for May cases, largely due to technical issues in amphetamines testing. These issues have been resolved, and the number of open cases has remained stable. The most recent data shows the laboratory completing 99% of reports within 90 days and 65% within 60 days, with the lower 60-day percentage reflecting the impact of the temporary May slowdown. The department anticipates improvement in its 60-day measure in the coming months.
- Open examination reports remain near the 550-case target, reflecting normal caseload variation. The temporary laboratory slowdown in May lowered the 60-day completion rate for examination reports to 45.6%, though the number of open cases remained stable. March exceeded the 90-day goal at 93%, and April saw 84%. The department anticipates improvement in its 60-day measure in the coming months.
- The average time to fulfill report requests is now under seven days, and the department continues to exceed its goal of fulfilling more than 90% of requests within that timeframe.
- Please note that due to the point in time nature of the statistics provided in this memorandum, some results may not align with the Fiscal Year 2024-25 performance measures reflected in the recently released *CAO Recommended Operational Plan Fiscal Years 2025-26 & 2026-27* as those

measures are based on an analysis of calendar year data, and most improvements began occurring in the latter part of calendar year 2024.

### *A. Examination Report Progress*

The previous quarterly report included data through May 2025, at which time there were 561 open examination reports. As of July, that number stands at 573, which remains within an acceptable range of the department's target of 550 open cases. This target was established at a manageable level considering increased caseloads and is expected to fluctuate slightly month to month. So far in 2025, the department has averaged 312 new cases per month. The department completed 93% of March cases within 90 days, meeting its goal. This dropped to 84% in April, consistent with normal monthly variation. For May, 45% of examination reports were completed within 60 days, a drop from prior months, and is attributable to the temporary toxicology laboratory slowdown described below.

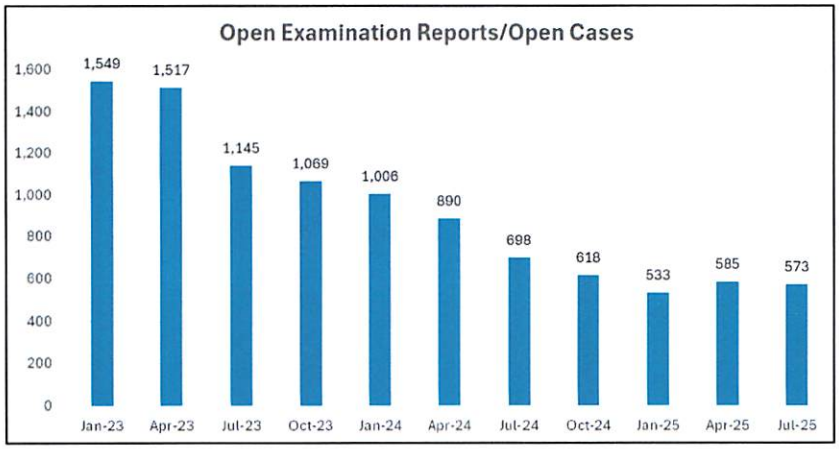


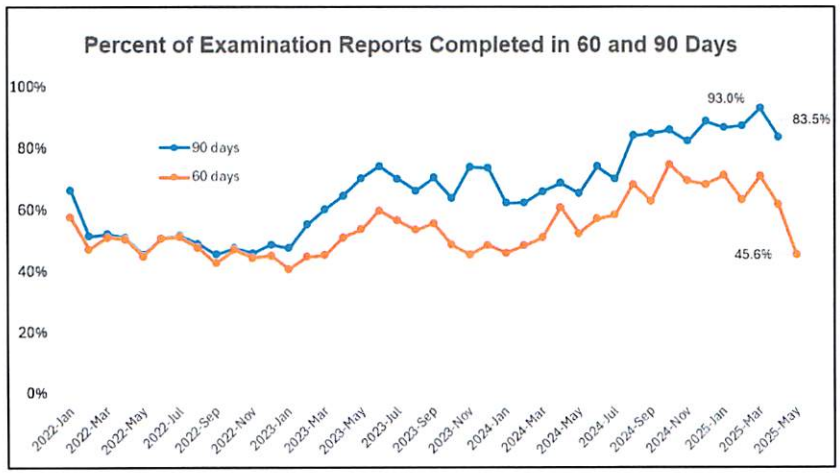


The department's accreditation body, the National Association of Medical Examiners (NAME), sets a goal of completion of 90% of reports in 90 days and a more stringent goal of 90% in 60 days. Either level is sufficient for accreditation. Data points can be determined 60 and 90 days after the end of a given month.

### *B. Toxicology Report Progress*

At the height of the backlog, performance dropped to 0% for both the 90-day and 60-day benchmarks. Since June 2024, the laboratory has consistently issued more than 90% of reports within 90 days, exceeding the National Association of Medical Examiners' accreditation standard. During this same period, the department issued between 64% and 96% of reports within 60 days. This fluctuation is largely due to month-to-month shifts in cases requiring toxicology. In May, annual verification of new calibrators and controls, normally staggered, occurred concurrently due to supply chain issues, temporarily pausing amphetamine casework and contributing to a dip in the 60-day measure, with only 65.5% of reports completed within the benchmark for that month. Additional procedures are now in place to prevent a recurrence, and improved turnaround times are anticipated in the following months. Despite this, the laboratory has successfully maintained the number of open toxicology reports at an acceptable level.

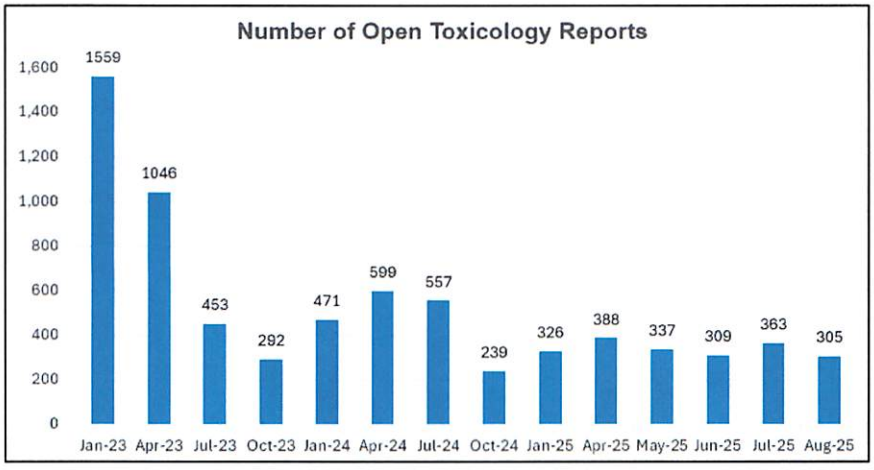


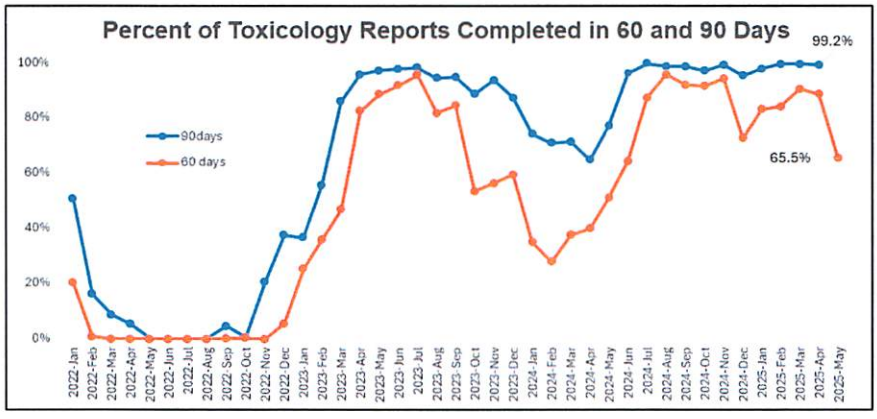


The department's accreditation body, the National Association of Medical Examiners (NAME), sets a goal of completion of 90% of toxicology reports in 90 days and a more stringent goal of 90% in 60 days. Either level is sufficient for accreditation.

### *C. Report Requests Progress*

As the department worked to reduce the backlog and close cases, requests for reports from families, attorneys, media, researchers, and others also surged dramatically, increasing by 65% over the past five years, with more than 10,000 requests for reports in 2023. Before a request for reports can be fulfilled, each report must be redacted of information to comply with State privacy requirements, a process that

takes 20 to 30 minutes for each report. The average number of weeks to complete a report request has remained relatively stable since Q2 2024. Since March of 2025, the department has consistently exceeded its goal by fulfilling more than 90% of report requests within seven days. As a result, the number of pending report requests has declined to acceptable levels.

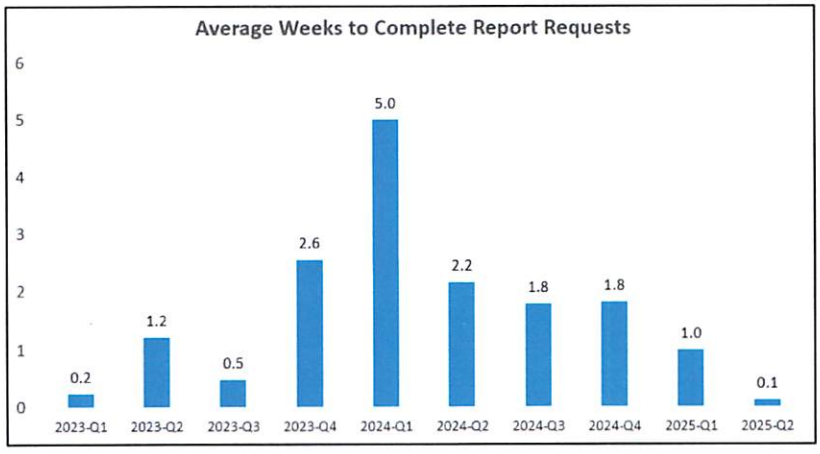


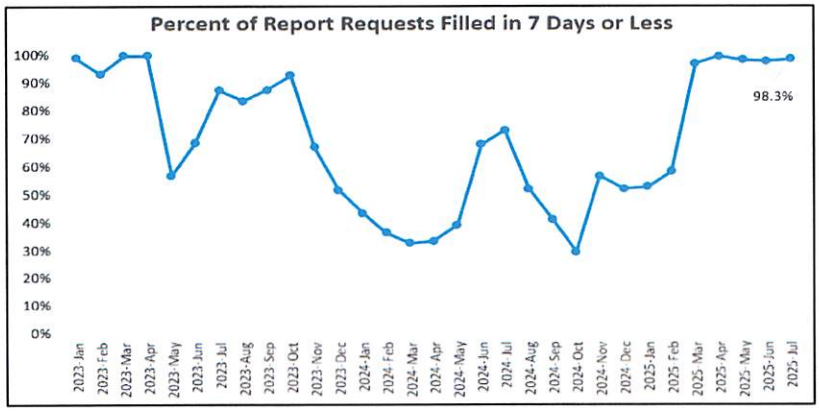


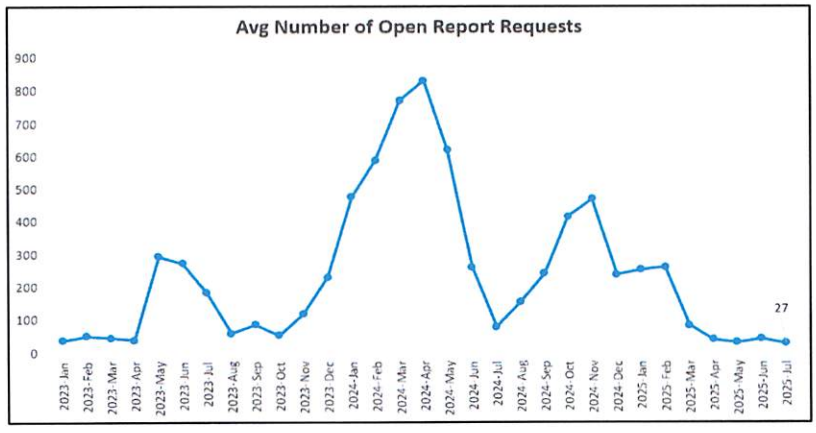


The time necessary to complete a request for case reports began to rise at the end of 2023 and peaked in the first quarter of 2024. The average time necessary has reduced to one week. In March and April, the department has met its goal of completing 90% or more of report requests within seven days. Accordingly, the number of pending report requests has reduced to acceptable levels.

The Medical Examiner remains committed to providing high quality, timely reports and death data to families, the Justice System partners, and other stakeholders. The strategies implemented over the past year have strengthened operations and enhanced service delivery. These strategies will remain in place to support ongoing improvements while ensuring close monitoring of any workload or operational changes that could affect performance.

Respectfully,

Andrew Strong
Deputy Chief Administrative Officer
Public Safety Group

CC: Ebony N. Shelton, Chief Administrative Officer
Caroline Smith, Assistant Chief Administrative Officer
Jonathan Lucas, M.D., Chief Medical Examiner