AUDITOR AND CONTROLLER
5500 OVERLAND AVE, SUITE 470, SAN DIEGO, CA 92123-1202
(858) 694-2176 FAX: (858) 694-2296

TRACY DRAGER
AUDITOR AND CONTROLLER

JULIE BJERKE
ASSISTANT AUDITOR AND CONTROLLER

COSD CLERK OF THE BOARD
2025 DEC 9 AM10:52

December 4, 2025

TO: Andrew Potter
Clerk of the Board of Supervisors

FROM: Tracy Drager
Auditor and Controller

COUNTY ADMINISTRATIVE CODE ARTICLE V, SECTION 72 FILING

In accordance with Section 72, "**Reports by County Officers on Audits and Grand Jury Reports**" of Article V of the County Administrative Code, we are hereby filing a summary of the results of the final reports of all audits performed by the Auditor and Controller's Office of Audits & Advisory Services with the Board of Supervisors.

Please contact me directly with any comments.

TRACY DRAGER
Auditor and Controller

AUD:TD:am

Attachment

c: Ebony N. Shelton, Chief Administrative Officer
Caroline Smith, Assistant Chief Administrative Officer
Juan R. Perez, Chief of Audits

Office of Audits & Advisory Services (OAAS)

AUDIT HIGHLIGHTS
FOR FISCAL YEAR 2024-25

AUDITS COMPLETED: JULY 1, 2024 – JUNE 30, 2025

Audit Title (Date Issued)	Report Number	Objective	Coverage	Overall Opinion	Executive/Board Action Required
Land Use and Environment Group Officers' Transition Audit (Aghassi to Albright to Lynch to Harbert) **(July 2024)**	A24-013	The objective of the audit was to determine if there is reasonable assurance that the outgoing officers and incoming officers took appropriate actions and filed required reports as of their respective transition dates.	The reports are the responsibility of the officer who signs them. OAAS' responsibility is to provide an opinion on the reports based upon the audit.	In our opinion, there is reasonable assurance that the outgoing and incoming officers took appropriate actions and filed required reports without exception, and in compliance with California Codes, County regulatory requirements, and County policies and procedures in connection with an officer's transition.	No action required
Planning and Development Services Officers' Transition Audit (Lynch to Nicoletti to Lynch) **(July 2024)**	A24-022	The objective of the audit was to determine if there is reasonable assurance that the outgoing officers and incoming officers took appropriate actions and filed required reports as of their respective transition dates.	The reports are the responsibility of the officer who signs them. OAAS' responsibility is to provide an opinion on the reports based upon the audit.	In our opinion, there is reasonable assurance that the outgoing and incoming officers took appropriate actions and filed required reports without exception, and in compliance with California Codes, County regulatory requirements, and County policies and procedures in connection with an officer's transition.	No action required

Audit Title (Date Issued)	Report Number	Objective	Coverage	Overall Opinion	Executive/Board Action Required
Health and Human Services Agency – Human Resources Officers' Transition Audit (Evers to Connolly) **(August 2024)**	A24-018	The objective of the audit was to determine if there is reasonable assurance that the outgoing officers and incoming officers took appropriate actions and filed required reports as of their respective transition dates.	The reports are the responsibility of the officer who signs them. OAAS' responsibility is to provide an opinion on the reports based upon the audit.	In our opinion, there is reasonable assurance that the outgoing and incoming officers took appropriate actions and filed required reports without exception, and in compliance with California Codes, County regulatory requirements, and County policies and procedures in connection with an officer's transition.	No action required
Chief Administrative Officers' Transition Audit (Aghassi to Shelton) **(August 2024)**	A24-029	The objective of the audit was to determine if there is reasonable assurance that the outgoing officers and incoming officers took appropriate actions and filed required reports as of their respective transition dates.	The reports are the responsibility of the officer who signs them. OAAS' responsibility is to provide an opinion on the reports based upon the audit.	In our opinion, there is reasonable assurance that the outgoing and incoming officers took appropriate actions and filed required reports without exception, and in compliance with California Codes, County regulatory requirements, and County policies and procedures in connection with an officer's transition.	No action required

Audit Title (Date Issued)	Report Number	Objective	Coverage	Overall Opinion	Executive/Board Action Required
Department of Animal Services Officers' Transition Audit (Campbell to Smith to Lujan) **(September 2024)**	A24-017	The objective of the audit was to determine if there is reasonable assurance that the outgoing officers and incoming officers took appropriate actions and filed required reports as of their respective transition dates.	The reports are the responsibility of the officer who signs them. OAAS' responsibility is to provide an opinion on the reports based upon the audit.	In our opinion, there is reasonable assurance that the outgoing and incoming officers took appropriate actions and filed required reports without exception, and in compliance with California Codes, County regulatory requirements, and County policies and procedures in connection with an officer's transition. However, OAAS did identify several opportunities to improve emergency preparedness, cash-handling, and minor equipment procedures. Findings and recommendations have been issued and will be tracked until implemented.	No action required
Health and Human Services Agency – Aging & Independence Services Officers' Transition Audit (Gallo to Chavez to Bransford-Koons) **(September 2024)**	A24-025	The objective of the audit was to determine if there is reasonable assurance that the outgoing officers and incoming officers took appropriate actions and filed required reports as of their respective transition dates.	The reports are the responsibility of the officer who signs them. OAAS' responsibility is to provide an opinion on the reports based upon the audit.	In our opinion, there is reasonable assurance that the outgoing and incoming officers took appropriate actions and filed required reports without exception, and in compliance with California Codes, County regulatory requirements, and County policies and procedures in connection with an officer's transition.	No action required

Audit Title (Date Issued)	Report Number	Objective	Coverage	Overall Opinion	Executive/Board Action Required
Office of Economic Development and Government Affairs Officers' Transition Audit (Smith to Parr) **(September 2024)**	A24-030	The objective of the audit was to determine if there is reasonable assurance that the outgoing officers and incoming officers took appropriate actions and filed required reports as of their respective transition dates.	The reports are the responsibility of the officer who signs them. OAAS' responsibility is to provide an opinion on the reports based upon the audit.	In our opinion, there is reasonable assurance that the outgoing and incoming officers took appropriate actions and filed required reports without exception, and in compliance with California Codes, County regulatory requirements, and County policies and procedures in connection with an officer's transition.	No action required
Department of Environmental Health and Quality Officers' Transition Audit (Harbert to Buonomo) **(September 2024)**	A24-026	The objective of the audit was to determine if there is reasonable assurance that the outgoing officers and incoming officers took appropriate actions and filed required reports as of May 31, 2024.	The reports are the responsibility of the officer who signs them. OAAS' responsibility is to provide an opinion on the reports based upon the audit.	In our opinion, there is reasonable assurance that the outgoing and incoming officers took appropriate actions and filed required reports without exception, and in compliance with California Codes, County regulatory requirements, and County policies and procedures in connection with an officer's transition.	No action required
Socially Equitable Cannabis Program **(September 2024)**	A24-015	The objective of the audit was to assess the adequacy of processes established to implement the SECP including tax revenue collection, permitting, and the use of related revenues.	The reports are the responsibility of the officer who signs them. OAAS' responsibility is to provide an opinion on the reports based upon the audit.	In our opinion, there is reasonable assurance that adequate processes are being established to implement the SECP including tax revenue collection, permitting, and the use of related revenues. At the time of the audit, the SECP was still in development and is expected to be completed and open to applicants in the winter of FY 2025-26.	No action required

Audit Title (Date Issued)	Report Number	Objective	Coverage	Overall Opinion	Executive/Board Action Required
Workforce Management – Retention and Recruitment Practices Audit (September 2024)	A23-015	The objective of the audit was to evaluate management strategies to recruit talent and assess retention efforts.	The audit covered the hiring process, strategies for hiring, sources of recruitment, diversity in recruiting, the competitiveness of salaries, retention efforts, and compliance with pay transparency legislation.	In our opinion, there is reasonable assurance that management's strategies for recruiting talent and retaining employees are adequate and effective.	No action required
Inventories – Probation Department (October 2024)	A24-028	The objective of the audit was to conduct direct observation of physical inventories for a sample of County departments, to assess the adequacy of related internal controls and reporting processes.	The scope of the audit included observing the biennial inventories of capitalized assets and minor equipment for FY 2023-24 and assessing departments' conformance with A&C guidelines.	Within the scope of the audit, OAAS observed that the inventories were conducted in accordance with the Admin Manual Item 0050-02-01 and the schedule established in the Year-End Manual for the Biennial Physical Inventories.	No action required

Audit Title (Date Issued)	Report Number	Objective	Coverage	Overall Opinion	Executive/Board Action Required
Citizens' Law Enforcement Review Board Officers' Transition Audit (Parker to Hakak to Kalina) **(November 2024)**	A24-024	The objective of the audit was to determine if there is reasonable assurance that the outgoing officers and incoming officers took appropriate actions and filed required reports in compliance with California Codes, County regulatory requirements, and County policies and procedures.	The reports are the responsibility of the officer who signs them. OAAS' responsibility is to provide an opinion on the reports based upon the audit.	In our opinion, there is reasonable assurance that the outgoing and incoming officers took appropriate actions and filed required reports without exception, and in compliance with California Codes, County regulatory requirements, and County policies and procedures in connection with an officer's transition.	No action required
Department of Environmental Health and Quality Officers' Transition Audit (Buonomo to Harbert) **(November 2024)**	A25-009	The objective of the audit was to determine if there is reasonable assurance that the outgoing officers and incoming officers took appropriate actions and filed required reports as of their respective transition dates.	The reports are the responsibility of the officer who signs them. OAAS' responsibility is to provide an opinion on the reports based upon the audit.	In our opinion, there is reasonable assurance that the outgoing and incoming officers took appropriate actions and filed required reports without exception, and in compliance with California Codes, County regulatory requirements, and County policies and procedures in connection with an officer's transition.	No action required

Audit Title (Date Issued)	Report Number	Objective	Coverage	Overall Opinion	Executive/Board Action Required
Finance and General Government Group Officers' Transition Audit (Shelton to Bracci to Albright) **(November 2024)**	A24-031	The objective of the audit was to determine if there is reasonable assurance that the outgoing officers and incoming officers took appropriate actions and filed required reports as of their respective transition dates.	The reports are the responsibility of the officer who signs them. OAAS' responsibility is to provide an opinion on the reports based upon the audit.	In our opinion, there is reasonable assurance that the outgoing and incoming officers took appropriate actions and filed required reports without exception, and in compliance with California Codes, County regulatory requirements, and County policies and procedures in connection with an officer's transition.	No action required
Public Safety Group Officers' Transition Audit (Porter to Strong) **(November 2024)**	A25-001	The objective was to determine if there is reasonable assurance that the outgoing officer, Holly Porter, and incoming officer, Andrew Strong, took appropriate actions and filed required reports as of July 1, 2024.	The reports are the responsibility of the officer who signs them. OAAS' responsibility is to provide an opinion on the reports based upon the audit.	In our opinion, there is reasonable assurance that the outgoing and incoming officers took appropriate actions and filed required reports without exception, and in compliance with California Codes, County regulatory requirements, and County policies and procedures in connection with an officer's transition. However, OAAS did identify several opportunities to improve minor equipment procedures. Findings and recommendations have been issued and will be tracked until implemented.	No action required

Audit Title (Date Issued)	Report Number	Objective	Coverage	Overall Opinion	Executive/Board Action Required
Land Use and Environment Group Officers' Transition Audit (Harbert to Lynch) **(November 2024)**	A25-005	The objective was to determine if there is reasonable assurance that the outgoing officer, Amy Harbert, and incoming officer, Dahvia Lynch, took appropriate actions and filed required reports as of September 18, 2024.	The reports are the responsibility of the officer who signs them. OAAS' responsibility is to provide an opinion on the reports based upon the audit.	In our opinion, there is reasonable assurance that the outgoing and incoming officers took appropriate actions and filed required reports without exception, and in compliance with California Codes, County regulatory requirements, and County policies and procedures in connection with an officer's transition.	No action required
Department of Animal Services Officers' Transition Audit (Lujan to Maurice) **(December 2024)**	A24-027	The objective was to determine if there is reasonable assurance that the outgoing officers and incoming officers took appropriate actions and filed required reports as of their respective transition dates.	The reports are the responsibility of the officer who signs them. OAAS' responsibility is to provide an opinion on the reports based upon the audit.	In our opinion, there is reasonable assurance that the outgoing and incoming officers took appropriate actions and filed required reports without exception, and in compliance with California Codes, County regulatory requirements, and County policies and procedures in connection with an officer's transition.	No action required

Audit Title (Date Issued)	Report Number	Objective	Coverage	Overall Opinion	Executive/Board Action Required
Department of Purchasing and Contracting Officers' Transition Audit (Pellegrino to Hunsberger) **(December 2024)**	A25-010	The objective of the audit was to determine if there is reasonable assurance that the outgoing officer and incoming officer took appropriate actions and filed required reports as of their respective transition dates.	The reports are the responsibility of the officer who signs them. OAAS' responsibility is to provide an opinion on the reports based upon the audit.	In our opinion, there is reasonable assurance that the outgoing and incoming officers took appropriate actions and filed required reports without exception, and in compliance with California Codes, County regulatory requirements, and County policies and procedures in connection with an officer's transition.	No action required
ARPA Funds Administration **(December 2024)**	A24-019	The objective of the audit is to determine whether ARPA funded programs/activities are adequately managed in accordance with ARPA requirements and program objectives.	The scope of the audit included a review of the County's use of ARPA established SLFRF to ensure compliance with Federal requirements, including program reviews, subrecipient monitoring, contract award processes and monitoring, and compliance with requirements established by the County.	OAAS determined that the ARPA funded programs and activities are adequately being managed in accordance with federal ARPA requirements; however, the following areas were identified as an opportunity for improvement to ensure compliance with contract terms: 1. Amend contract terms with actual program reporting processes and timelines to ensure the reporting requirement is accurately reflected. 2. As part of the procurement process, County staff should review standard contract language and terms to ensure that administrative actions are appropriate and aligned to the contract deliverables and funding requirements.	No action required

Audit Title (Date Issued)	Report Number	Objective	Coverage	Overall Opinion	Executive/Board Action Required
Planning and Development Services Officers' Transition Audit (Lynch to Nicoletti) **(January 2025)**	A25-003	The objective of the audit was to determine if there is reasonable assurance that the outgoing officer, Dahvia Lynch, and incoming officer, Vince Nicoletti, took appropriate actions and filed required reports as of their respective transition dates.	The reports are the responsibility of the officer who signs them. OAAS' responsibility is to provide an opinion on the reports based upon the audit.	In our opinion, there is reasonable assurance that the outgoing and incoming officers took appropriate actions and filed required reports without exception, and in compliance with California Codes, County regulatory requirements, and County policies and procedures in connection with an officer's transition.	No action required
Department of Parks and Recreation Officers' Transition Audit (Albright to Hemmens) **(January 2025)**	A25-008	The objective of the audit was to determine if there is reasonable assurance that the outgoing officers and incoming officers took appropriate actions and filed required reports as of their respective transition dates.	The reports are the responsibility of the officer who signs them. OAAS' responsibility is to provide an opinion on the reports based upon the audit.	In our opinion, there is reasonable assurance that the outgoing and incoming officers took appropriate actions and filed required reports without exception, and in compliance with California Codes, County regulatory requirements, and County policies and procedures in connection with an officer's transition.	No action required
Grand Jury – City of San Diego **(February 2025)**	A25-004	Confidential	Confidential	Confidential	Confidential

Audit Title (Date Issued)	Report Number	Objective	Coverage	Overall Opinion	Executive/Board Action Required
County Communications Office Officers' Transition Audit (Workman to Glenn) **(February 2025)**	A25-011	The objective of the audit was to determine if there is reasonable assurance that the outgoing officer and incoming officer took appropriate actions and filed required reports as of their respective transition dates.	The reports are the responsibility of the officer who signs them. OAAS' responsibility is to provide an opinion on the reports based upon the audit.	In our opinion, there is reasonable assurance that the outgoing and incoming officers took appropriate actions and filed required reports without exception, and in compliance with California Codes, County regulatory requirements, and County policies and procedures in connection with an officer's transition.	No action required
Vector Control Benefit Assessment **(February 2025)**	A25-014	The objective of the audit was to determine whether Mosquito, Vector and Disease Control Assessment funds are used in accordance with ballot measure provisions approved by voters.	The previous Vector Control Program audit report was issued on March 14, 2024, which covered expenditures incurred from December 1, 2022, through December 15, 2023. Therefore, the scope of this audit included the benefit assessment expenditures incurred from December 16, 2023, through December 12, 2024, which was the starting date of audit fieldwork.	In our opinion, there is reasonable assurance that the Mosquito, Vector, and Disease Control Assessment funds are being used in accordance with ballot measure provisions approved by the voters.	No action required

Audit Title (Date Issued)	Report Number	Objective	Coverage	Overall Opinion	Executive/Board Action Required
Homeless Solutions & Equitable Communities Officers' Transition Audit (Jimenez to Estrella/Riccitelli/Wanne) **(March 2025)**	A25-019	The objective of the audit was to determine if there is reasonable assurance that the outgoing officers, and incoming officers, took appropriate actions and filed required reports as of their respective transition dates.	The reports are the responsibility of the officer who signs them. OAAS' responsibility is to provide an opinion on the reports based upon the audit.	In our opinion, there is reasonable assurance that the outgoing and incoming officers took appropriate actions and filed required reports without exception, and in compliance with California Codes, County regulatory requirements, and County policies and procedures in connection with an officer's transition.	No action required
Health and Human Services Agency Officers' Transition Audit (McDonald to Smith to Giardina) **(March 2025)**	A25-006	The objective of the audit was to determine if there is reasonable assurance that the outgoing officers, and incoming officers, took appropriate actions and filed required reports as of their respective transition dates.	The reports are the responsibility of the officer who signs them. OAAS' responsibility is to provide an opinion on the reports based upon the audit.	In our opinion, there is reasonable assurance that the outgoing and incoming officers took appropriate actions and filed required reports without exception, and in compliance with California Codes, County regulatory requirements, and County policies and procedures in connection with an officer's transition.	No action required

Audit Title (Date Issued)	Report Number	Objective	Coverage	Overall Opinion	Executive/Board Action Required
Third-Party Risks (Grants and Contract Management) (March 2025)	A24-001	The objective of the audit was to assess whether the internal controls over grant/contract management and monitoring practices are adequately designed, and operating effectively to mitigate risks, and ensure compliance with applicable laws and regulations.	The scope of the audit included grants and contracts awarded during fiscal years 2020-21 to 2023-24.	Within the scope of the audit, opportunities for improvement were identified in the design and effectiveness of internal controls over grant and contract management and monitoring practices. The following findings outline areas where improvements can be made to strengthen these processes. 1. Food Service Provider – Contract Management Needs Improvement 2. Grant Management Needs Improvement	No action required
Budget Process – Salaries & Benefits (May 2025)	A24-023	The objective of the audit was to review departments' salaries and benefits budgeting methodologies to assess compliance with applicable policies and best practices and to identify improvement opportunities.	The reports are the responsibility of the officer who signs them. OAAS' responsibility is to provide an opinion on the reports based upon the audit.	Based on our review, the salaries and benefits budgeting methodologies used by HHSA and the selected departments are generally consistent with applicable policies and aligned with recognized best practices for effective salary and wage budgeting as outlined by the Government Finance Officers Association (GFOA).	No action required

Audit Title (Date Issued)	Report Number	Objective	Coverage	Overall Opinion	Executive/Board Action Required
Equus Workforce Solutions Contract Management Audit (June 2025)	A25-012	The objective of the audit was to determine the cost of the ETL Program, how many households were lodged, reasons for exiting the program, complaint resolution, and if any improvements can be made to better prepare for future emergency situations.	The audit covered the ETL Program, the associated case management services, Equus' complaint resolution practices, and security of the data Equus collected for the period of January 2024 through February 2025.	In our opinion, there is reasonable assurance that Equus billing for services provided during the ETL program was generally appropriate and complied with the contract provisions. However, improvements need to be made to the ETL Program to better prepare the County for future emergency situations if the County chooses to again provide temporary non-congregate lodging. The following observations provide opportunities for improvement: 1. Equus' Grievance SOP Was Not Robust Enough to Ensure Complaint Resolution 2. Less Competition for Lodging Services Due to One Contractor	No action required
Child & Family Well-Being Department Officers' Transition Audit (Giardina to Guardado) (June 2025)	A25-007	The objective of the audit was to determine if there is reasonable assurance that the outgoing officers and incoming officers took appropriate actions and filed required reports as of their respective transition dates.	The reports are the responsibility of the officer who signs them. OAAS' responsibility is to provide an opinion on the reports based upon the audit.	In our opinion, there is reasonable assurance that the outgoing and incoming officers took appropriate actions and filed required reports without exception, and in compliance with California Codes, County regulatory requirements, and County policies and procedures in connection with an officer's transition.	No action required

Audit Title (Date Issued)	Report Number	Objective	Coverage	Overall Opinion	Executive/Board Action Required
County Mental Health Clinics Audit (June 2025)	S24-008	The objective of this audit was to evaluate the capacity and utilization of the County operated behavioral health outpatient service clinics, including direct service productivity and linkage of clients to necessary social service resources.	The reports are the responsibility of the officer who signs them. OAAS' responsibility is to provide an opinion on the reports based upon the audit.	In our opinion, there is reasonable assurance that clinics are functioning efficiently and are effectively connecting clients to the necessary resources. However, the following findings present opportunities to enhance compliance, service accessibility, documentation practices, and provider accountability. 1. Enhancing MRR Reporting and Quality Improvement Oversight 2. Improving Documentation Oversight and Records Accessibility 3. Ensuring Effective Outreach for No-Show New Clients 4. Defining Productivity Standards for Locum Tenens Psychiatrists	No action required
Third-Party IT Risk Management (June 2025)	A24-002	Confidential	Confidential	Confidential	Confidential

COSD CLERK OF THE BOARD
2025 DEC 12 PM12:30

AUDITOR AND CONTROLLER
5500 OVERLAND AVE, SUITE 470, SAN DIEGO, CA 92123-1202
(858) 694-2176 FAX: (858) 694-2296

TRACY DRAGER
AUDITOR AND CONTROLLER

JULIE BJERKE
ASSISTANT AUDITOR AND CONTROLLER

December 12, 2025

TO: Andrew Potter
Clerk of the Board of Supervisors

FROM: Tracy Drager
Auditor and Controller

REQUIRED REPORT FILINGS

Pursuant to the referenced statutory requirements, please file the following reports with the Board of Supervisors:

Periodic Financial Report for November 2025 - San Diego County Code of Administrative Ordinances - Section 91.5. This report consists of the Schedule of Balance Sheet and Cash Totals by Fund and the Schedule of Revenues and Expenditures by Fund and Organizational Unit.

If you have any questions, please contact Julie Bjerke, Assistant Auditor & Controller, at (858) 694-2216 (Office) or (858) 226-0733 (Cell).

TRACY DRAGER
Auditor and Controller

FAR:JB:am

Attachments
c: Julie Bjerke, Assistant Auditor & Controller

COUNTY OF SAN DIEGO

PERIODIC FINANCIAL REPORT
NOVEMBER, 2025

Prepared By:
Auditor and Controller

REPORTS ATTACHED IN ORDER OF PRESENTATION:

1 SCHEDULE OF BALANCE SHEET AND CASH TOTALS BY FUND PURSUANT TO SAN DIEGO COUNTY CODE OF ADMINISTRATIVE ORDINANCES - SECTION 91.5

2 SCHEDULE OF REVENUES AND EXPENDITURES BY FUND AND ORGANIZATIONAL UNIT PURSUANT TO SAN DIEGO COUNTY CODE OF ADMINISTRATIVE ORDINANCES - SECTION 91.5

PERIODIC FINANCIAL STATEMENT - SCHEDULE OF BALANCE SHEET AND CASH TOTALS BY FUND - GL040

Date:08-DEC-2025 12:42:14

COSD

Current Period: NOV-25

Currency: USD

No specific FUND requested

FUND	ASSETS	LIABILITIES	FUND BALANCE	CASH
10100 GENERAL FUND	1,961,495,991.04	1,240,652,106.86	720,843,884.18	222,832,235.05
11100 ROAD FUND	265,880,262.25	5,746,194.38	260,134,067.87	260,977,225.52
12020 CSHAF GILLESPIE HOUSING	4,474,512.40	1,026,254.53	3,448,257.87	510,897.40
12022 CSHAF USDRIP HOUSING	1,540,451.30	339,427.45	1,201,023.85	51,289.90
12150 S D COUNTY LIGHT MAINT DIST 1	5,181,409.59		5,181,409.59	5,134,735.28
12200 COUNTY LIBRARY	8,823,330.45	17,217,110.54	(8,393,780.09)	8,635,300.25
12250 SHERF ASSET FORFEIT PRGM	4,561,287.56		4,561,287.56	4,531,310.27
12251 SHERF ASSET FORFEIT US TREASURY	4,449,860.72	40,441.03	4,409,419.69	4,421,577.20
12252 SHERF ASSET FORFEIT STATE	4,479,166.73		4,479,166.73	4,446,025.59
12300 DA ASSET FORFEIT FEDERAL	3,796,877.97		3,796,877.97	3,768,597.61
12325 DA ASSET FORFEIT US TREASURY	284,271.39		284,271.39	282,181.50
12350 DA ASSET FORFEIT STATE	1,254,746.13		1,254,746.13	1,245,472.79
12450 PROB ASSET FORFEIT PROG	564,794.93	15,471.14	549,323.79	205,885.27
12451 PROB ASSET FORFEIT US TREASURY	538.86		538.86	534.79
12452 PROB ASSET FORFEIT STATE	15,011.07		15,011.07	14,893.94
12500 SHERIFFS INCARC PPLS WELFARE	12,243,834.65	715,308.72	11,528,525.93	11,844,819.45
12550 WARD WELFARE FUND	915,003.87		915,003.87	898,053.27
12555 PUB SAFETY PROP 172 SP REV	26,642,443.76		26,642,443.76	26,642,443.76
12580 TOBACCO SECURITIZATION SR	254,348,187.59		254,348,187.59	7,187,139.50
12600 SW ENVIRONMENTAL TRUST	35,105,485.33		35,105,485.33	34,771,631.33
12650 INACTIVE WASTE SITE MGMT	8,250,686.77	36,796.45	8,213,890.32	8,250,686.77
12675 WASTE PLANNING AND RECYCLING	11,123,091.96	46,221.70	11,076,870.26	11,041,761.21
12700 HILLSBOROUGH LNDFL MAINT	58.37		58.37	57.93
12750 DUCK POND LANDFILL CLEANUP	338,156.85		338,156.85	335,804.50
12760 IHS PUBLIC AUTHORITY SPRE	2,119,639.36	655.67	2,118,983.69	2,073,311.60
12810 CATV PEG FUND	9,886,115.33		9,886,115.33	9,886,115.33
13004 PLD AREA 4 LINCOLN ACRES	15,694.24		15,694.24	15,575.78
13015 PLD AREA 15 SWEETWATER	304.97		304.97	302.67
13016 PLD AREA 16 OTAY	446.23		446.23	442.86
13019 PLD AREA 19 JAMUL	4,831.34		4,831.34	4,794.87
13020 PLD AREA 20 SPRING VALLEY	11,704.59		11,704.59	11,616.23
13025 PLD AREA 25 LAKESIDE	2,518,991.69		2,518,991.69	2,499,978.80
13026 PLD AREA 26 CREST	182,955.83		182,955.83	181,574.92
13027 PLD AREA 27 ALPINE	427,490.18		427,490.18	424,263.56
13028 PLD AREA 28 RAMONA	522,723.32		522,723.32	517,101.80
13029 PLD AREA 29 ESCONDIDO	951,869.69		951,869.69	944,685.15
13030 PLD AREA 30 SAN MARCOS	1,040,869.15		1,040,869.15	1,033,012.86
13031 PLD AREA 31 SAN DIEGUITO	5,522,027.12		5,522,027.12	5,480,347.86
13032 PLD AREA 32 CARLSBAD	48,598.98		48,598.98	48,232.16
13035 PLD AREA 35 FALLBROOK	55,983.27		55,983.27	55,560.72
13036 PLD AREA 36 BONSALL	150,585.07		150,585.07	149,461.27
13037 PLD AREA 37 VISTA	979,964.10		979,964.10	972,567.51

PERIODIC FINANCIAL STATEMENT - SCHEDULE OF BALANCE SHEET AND CASH TOTALS BY FUND - GL040

Date:08-DEC-2025 12:42:14

COSD

Current Period: NOV-25

Currency: USD

No specific FUND requested

FUND	ASSETS	LIABILITIES	FUND BALANCE	CASH
13038 PLD AREA 38 VALLEY CENTER	80,807.27		80,807.27	80,189.41
13039 PLD AREA 39 PAUMA VALLEY	605,625.11		605,625.11	601,053.96
13040 PLD AREA 40 PALOMAR JULIAN	309,227.70		309,227.70	306,491.37
13041 PLD AREA 41 MTN EMPIRE	180,847.52		180,847.52	179,482.52
13042 PLD AREA 42 ANZA BORREGO	112,869.57		112,869.57	112,017.65
13043 PLD AREA 43 CENTRAL MTN	26,905.76		26,905.76	26,702.68
13044 PLD AREA 44 OCEANSIDE	4,699.46		4,699.46	4,663.99
13045 PLD AREA 45 VALLE DE ORO	19,733.17		19,733.17	19,584.23
13049 PLD ADMINISTRATIVE FEE	353,771.61		353,771.61	350,897.68
13050 PLD ALPINE IMPRV IMPACT FEE	1,100,621.49		1,100,621.49	1,092,428.45
13052 PLD BONSALL IMPRV IMPACT FEE	663,036.57		663,036.57	658,402.27
13053 PLD CENTRL MTN IMPRV IMPCT FEE	272,712.74		272,712.74	270,654.50
13054 PLD COUNTY ISL IMPRV IMPCT FEE	498,693.14		498,693.14	494,929.09
13055 PLD CRESTDEHESA IMPV IMPCT FEE	527,547.37		527,547.37	523,908.03
13056 PLD DESERT IMPRV IMPACT FEE	106,075.23		106,075.23	105,352.38
13057 PLD FALLBROOK IMPRV IMPACT FEE	851,570.79		851,570.79	845,936.98
13058 PLD JAMUL IMPRV IMPACT FEE	733,490.13		733,490.13	728,193.89
13059 PLD JULIAN IMPRV IMPACT FEE	232,828.36		232,828.36	231,071.01
13060 PLD LAKESIDE IMPRV IMPACT FEE	1,573,328.76		1,573,328.76	1,562,964.15
13061 PLD MTN EMPIRE IMPRV IMPCT FEE	341,952.90		341,952.90	339,459.44
13062 PLD NC METRO IMPRV IMPACT FEE	3,300,177.04		3,300,177.04	3,276,199.93
13063 PLD N MTN IMPRV IMPACT FEE	87,230.08		87,230.08	86,607.36
13065 PLD PALA PMA IMPRV IMPACT FEE	139,073.37		139,073.37	128,598.14
13066 PLD PENDLETON IMPRV IMPACT FEE	126,777.70		126,777.70	125,820.66
13067 PLD RAINBOW IMPRV IMPACT FEE	67,790.98		67,790.98	67,342.76
13068 PLD RAMONA IMPRV IMPACT FEE	1,708,672.88		1,708,672.88	1,698,815.15
13069 PLD SAN DGTO IMPRV IMPACT FEE	896,498.89		896,498.89	890,096.09
13070 PLD SPRING VY IMPRV IMPACT FEE	353,171.13		353,171.13	348,697.51
13071 PLD SWEETWATR IMPRV IMPACT FEE	219,508.72		219,508.72	217,851.89
13072 PLD VALLE DE ORO IMPV IMPT FEE	864,643.12		864,643.12	858,740.90
13073 PLD VALLEY CTR IMPRV IMPCT FEE	2,385,019.83		2,385,019.83	2,367,292.89
13080 PLD ALPINE LAND ACQ IMPACT FEE	97,058.63		97,058.63	96,335.20
13082 PLD BONSALL LAND ACQ IMPCT FEE	151,565.81		151,565.81	150,475.24
13083 PLD CENTRL MTN LND ACQ IMP FEE	44,730.43		44,730.43	44,392.84
13084 PLD COUNTY ISL LND ACQ IMP FEE	101,025.45		101,025.45	100,262.92
13085 PLD CRESTDEHESA LD ACQ IMP FEE	71,248.82		71,248.82	70,753.78
13086 PLD DESERT LAND ACQ IMPACT FEE	1,532.76		1,532.76	1,522.27
13087 PLD FALLBROOK LND ACQ IMPT FEE	217,477.21		217,477.21	215,920.27
13088 PLD JAMUL LAND ACQ IMPACT FEE	82,354.59		82,354.59	81,757.91
13089 PLD JULIAN LAND ACQ IMPACT FEE	9,090.66		9,090.66	9,022.05
13090 PLD LAKESIDE LND ACQ IMPCT FEE	173,483.71		173,483.71	172,218.90
13091 PLD MTN EMPIRE LND ACQ IMP FEE	4,792.80		4,792.80	4,757.77

PERIODIC FINANCIAL STATEMENT - SCHEDULE OF BALANCE SHEET AND CASH TOTALS BY FUND - GL040

Date:08-DEC-2025 12:42:14

COSD

Current Period: NOV-25

Currency: USD

No specific FUND requested

FUND	ASSETS	LIABILITIES	FUND BALANCE	CASH
13092 PLD NC METRO LND ACQ IMPCT FEE	388,149.60		388,149.60	385,300.56
13093 PLD N MTN LAND ACQ IMPACT FEE	3,381.61		3,381.61	3,357.40
13095 PLD PALA PMA LND ACQ IMPCT FEE	8,891.65		8,891.65	8,258.45
13096 PLD PENDLETON LND ACQ IMPT FEE	3,644.28		3,644.28	3,616.77
13097 PLD RAINBOW LAND ACQ IMPCT FEE	1,752.16		1,752.16	1,740.46
13098 PLD RAMONA LAND ACQ IMPACT FEE	157,413.68		157,413.68	156,283.13
13099 PLD SAN DGTO LND ACQ IMPCT FEE	901,897.66		901,897.66	895,263.10
13100 PLD SPRING VY LND ACQ IMPT FEE	470,935.44		470,935.44	466,606.29
13101 PLD SWEETWATR LND ACQ IMPT FEE	118,407.57		118,407.57	117,513.85
13102 PLD VALLE DE ORO LD ACQ IM FEE	170,400.62		170,400.62	169,214.48
13103 PLD VALLEY CTR LND ACQ IMP FEE	78,062.66		78,062.66	77,497.50
13112 PLD BONSALL IN LIEU FEE	145,756.73		145,756.73	144,656.59
13117 PLD FALLBROOK IN LIEU FEE	2,304.65		2,304.65	2,287.64
13120 PLD LAKESIDE IN LIEU FEE	50,897.44		50,897.44	50,596.76
13122 PLD NC METRO IN LIEU FEE	58,002.05		58,002.05	57,600.29
13128 PLD RAMONA IN LIEU FEE	37,574.79		37,574.79	37,463.04
13129 PLD SAN DGTO IN LIEU FEE	117,838.15		117,838.15	116,948.65
13130 PLD SPRING VY IN LIEU FEE	51,193.95		51,193.95	50,807.43
13131 PLD SWEETWATR IN LIEU FEE	1,012.45		1,012.45	1,004.81
13132 PLD VALLE DE ORO IN LIEU FEE	46,970.46		46,970.46	46,615.93
13133 PLD VALLEY CTR IN LIEU FEE	123,911.39		123,911.39	122,976.13
13695 SANCAL 2023 CPH LAB COC RELOC	1,217,243.18		1,217,243.18	
14005 PRD 6 PAUMA VALLEY	192,314.31		192,314.31	190,861.43
14010 PRD 8 MAGEE ROAD PALA	100,404.69		100,404.69	99,666.25
14015 PRD 9 SANTA FE ZONE B	232,978.48		232,978.48	231,203.29
14020 PRD 10 DAVIS DRIVE	49,604.92		49,604.92	49,220.24
14025 PRD 11 BERNARDO ROAD ZN A	111,535.05		111,535.05	110,703.92
14030 PRD 11 BERNARDO ROAD ZN C	9,737.37		9,737.37	9,656.98
14035 PRD 11 BERNARDO ROAD ZN D	6,109.59	1,293.15	4,816.44	5,851.69
14040 PRD 12 LOMAIR	156,560.76		156,560.76	155,387.70
14045 PRD 13 PALA MESA ZONE A	135,821.47		135,821.47	134,689.73
14050 PRD 13 STEWART CANYON ZN B	86,339.14		86,339.14	85,707.49
14060 PRD 16 WYNOLA	165,284.32		165,284.32	164,009.24
14065 CSA 17 SAN DIEGUITO AMBUL	3,776.07	3,776.07		3,776.07
14070 PRD 18 HARRISON PARK	93,102.19		93,102.19	92,412.57
14080 PRD 20 DAILY ROAD	242,334.26		242,334.26	240,458.51
14085 PRD 21 PAUMA HEIGHTS	557,889.03		557,889.03	553,519.95
14090 PRD 22 WEST DOUGHERTY ST	3,815.11		3,815.11	3,780.46
14095 PRD 23 ROCK TERRACE ROAD	23,002.14		23,002.14	22,825.82
14100 PRD 24 MT WHITNEY ROAD	106,087.49		106,087.49	105,279.81
14105 CSA 26 RANCHO SAN DIEGO	121,636.92		121,636.92	114,615.27
14110 CSA 26 COTTONWD VILLG ZN A	277,922.41		277,922.41	275,455.69

PERIODIC FINANCIAL STATEMENT - SCHEDULE OF BALANCE SHEET AND CASH TOTALS BY FUND - GL040

Date:08-DEC-2025 12:42:14

COSD

Current Period: NOV-25

Currency: USD

No specific FUND requested

FUND	ASSETS	LIABILITIES	FUND BALANCE	CASH
14115 CSA 26 MONTE VISTA ZN B	125,751.90		125,751.90	124,520.05
14118 CSA 26 SD LANDSCAPE MAINT ZN 1	72,464.23		72,464.23	71,020.64
14119 LMD ZONE 2 JULIAN	34,633.84		34,633.84	32,191.72
14120 PRD 30 ROYAL OAKS CARROLL	50,086.40		50,086.40	49,704.70
14125 PRD 38 GAY RIO TERRACE	84,487.95		84,487.95	83,849.10
14135 PRD 45 RINCON SPRINGS RD	40,296.60		40,296.60	39,970.81
14140 PRD 46 ROCOSO ROAD	251,431.08		251,431.08	249,528.95
14145 PRD 49 SUNSET KNOLLS ROAD	70,305.62		70,305.62	69,767.44
14150 PRD 50 KNOLL PARK LANE	69,217.00		69,217.00	68,694.69
14155 PRD 53 KNOLL PARK	222,923.72		222,923.72	221,248.36
14160 PRD 54 MT HELIX	143,752.03		143,752.03	142,663.41
14165 PRD 55 RAINBOW CREST RD	396,870.04		396,870.04	393,859.92
14170 PRD 60 RIVER DRIVE	130,940.13		130,940.13	129,959.57
14175 PRD 61 GREEN MEADOW WAY	138,861.40		138,861.40	137,819.58
14180 PRD 63 HILLVIEW ROAD	282,712.00		282,712.00	280,613.41
14190 CSA 69 HEARTLAND PARAMEDIC	2,864.33	2,864.33		2,864.33
14195 PRD 70 EL CAMINO CORTO	34,679.65		34,679.65	34,341.14
14200 PRD 75 GAY RIO DR ZONE A	125,928.48		125,928.48	124,990.56
14205 PRD 75 GAY RIO DR ZONE B	70,417.10		70,417.10	69,900.48
14220 PRD 76 KINGSFORD COURT	57,871.97		57,871.97	57,440.64
14225 PRD 77 MONTIEL TRUCK TRAIL	240,839.57		240,839.57	239,022.42
14230 PRD 78 GARDENA WAY	79,598.08		79,598.08	79,002.54
14235 PRD 80 HARRIS TRUCK TRAIL	112,568.61		112,568.61	111,183.20
14240 CSA 81 FALLBROOK LOCAL PK	643,937.13		643,937.13	628,046.63
14245 CSA 83 SAN DIEGUITO LOC PK	3,248,712.44		3,248,712.44	3,202,600.02
14246 CSA 83A ZONE A4S RANCH PRK 95155	131,788.83	60.00	131,728.83	105,159.22
14255 PRD 88 EAST FIFTH ST	52,187.35		52,187.35	51,791.72
14265 PRD 90 SOUTH CORDOBA	69,225.68		69,225.68	68,704.50
14270 PRD 94 ROBLE GRANDE ROAD	309,138.04		309,138.04	306,836.74
14275 PRD 95 VALLE DEL SOL	457,209.32		457,209.32	453,779.62
14280 PRD 99 ALLONDRA DEL CORVO	127,833.52		127,833.52	126,873.43
14285 PRD 100 VIEJAS LANE VIEW	3,259.14		3,259.14	3,259.14
14290 PRD 101 JOHNSON LAKE RD	137,460.66		137,460.66	136,419.74
14295 PRD 101 HI RIDGE RD ZONE A	246,946.24	60,000.00	186,946.24	185,545.02
14300 PRD 102 MT MEADOW	136,704.39		136,704.39	135,654.02
14315 PRD 103 ALTO DRIVE	192,076.42		192,076.42	190,618.14
14320 PRD 104 ARTESIAN RD	172,004.63		172,004.63	170,600.85
14330 PRD 105 ALTA LOMA DR	209,579.13	46,400.00	163,179.13	161,955.57
14335 PRD 105 ALTA LOMA DR ZN A	174,576.50	26,000.00	148,576.50	147,470.89
14340 PRD 106 GARRISON WAY ET AL	99,178.69		99,178.69	98,470.66
14410 PRD 117 LEGEND ROCK	192,139.49		192,139.49	190,858.22
14440 CSA 122 OTAY MESA EAST	8,087.37		8,087.37	8,026.33

PERIODIC FINANCIAL STATEMENT - SCHEDULE OF BALANCE SHEET AND CASH TOTALS BY FUND - GL040

Date:08-DEC-2025 12:42:14

COSD

Current Period: NOV-25

Currency: USD

No specific FUND requested

FUND	ASSETS	LIABILITIES	FUND BALANCE	CASH
14445 PRD 123 MIZPAH LANE	70,812.34		70,812.34	70,276.26
14455 PRD 125 WRIGHTWOOD ROAD	39,726.01		39,726.01	39,366.80
14460 PRD 126 SANDHURST WAY	16,584.33		16,584.33	16,450.67
14465 PRD 127 SINGING TRAILS DR	54,084.32	25,200.00	28,884.32	28,669.98
14470 CSA 128 SAN MIGUEL PARK	1,013,049.34	24,925.70	988,123.64	983,564.90
14480 PRD 130 WILKES ROAD	97,799.65		97,799.65	97,061.98
14500 PRD 133 RANCH CREEK ROAD	245,673.26		245,673.26	243,830.91
14505 PRD 134 KENORA LANE	41,517.92		41,517.92	41,193.39
14610 SDCFPD FIRE MITIGATION	9,321,406.31		9,321,406.31	9,283,472.28
14611 SD COUNTY FIRE PROTECTION DIST	8,444,982.15	4,104.32	8,440,877.83	7,413,393.94
14612 SDCFPD MT LAGUNA	40,858.69		40,858.69	40,588.46
14613 SDCFPD PALOMAR	27,818.26		27,818.26	27,689.89
14614 SDCFPD DESCANSO	141,418.99		141,418.99	140,405.33
14615 SDCFPD DULZURA	1,867.48		1,867.48	1,865.79
14616 SDCFPD TECATE	1,510.74		1,510.74	1,508.37
14617 SDCFPD POTRERO	3,219.44		3,219.44	3,213.24
14618 SDCFPD JACUMBA	7,360.83		7,360.83	7,323.86
14619 SDCFPD RURAL WEST	148,681.07		148,681.07	148,050.56
14620 SDCFPD YUIMA	257,573.61		257,573.61	257,561.51
14621 SDCFPD JULIAN	52,648.12		52,648.12	52,361.66
14622 SDCFPD RAMONA	126,352.48		126,352.48	125,442.52
14624 SDCFPD BORREGO	529,610.40		529,610.40	525,609.33
14625 SDCFPD RAMONA EDU DELINQUENT	1,355,057.15		1,355,057.15	1,344,822.67
14810 CSA 135 DEL MAR 800MHZ ZONE B	37,306.07		37,306.07	36,959.29
14830 CSA 135 POWAY 800 MHZ ZONE F	27,290.30		27,290.30	27,179.69
14840 CSA 135 SOLANA BCH 800MHZ ZN H	10,660.30		10,660.30	10,593.29
14850 CSA 135 BORR SPRNG FPD 800 ZN K	23,718.64		23,718.64	23,514.90
14900 CSA 136 SUNDANCE DET BASIN	217,035.61		217,035.61	215,339.83
14907 CSA 138 VALLEY CENTER PARK	176,115.54		176,115.54	174,232.04
14995 COUNTY SERVICE AREA 17	7,277,625.10	45,724.33	7,231,900.77	7,220,803.65
14996 COUNTY SERVICE AREA 69	701,882.01	26,267.93	675,614.08	319,457.12
14997 SDCFPD AMBULANCE SERVICE AREA	3,849,538.13	34,962.35	3,814,575.78	3,091,547.95
15000 SD CO FLOOD CONTROL DIST	17,811,049.76	140,207.74	17,670,842.02	17,603,871.20
15226 BLACKWOLF MAINT ZN349781	128,156.80		128,156.80	127,034.20
15227 LAKE RANCHO VIEJO MAINT ZN 4-4249-	208,648.55		208,648.55	206,584.05
15228 PONDEROSA ESTATES MAINT ZN 3-5142-	124,747.40		124,747.40	123,798.84
15250 HCV ADMIN FEE RESERVE	8,762,402.32	3,019,077.00	5,743,325.32	4.87
15255 SDCHA RES REHAB	2,172,211.90	(70,819.84)	2,243,031.74	
15260 PUBLIC HOUSING CIAP	498.25	496.76	1.49	
15265 PH MELROSE HUD	134,069.74	28,872.16	105,197.58	
15280 PH TOWNCENTER HUD	148,906.02	160,950.47	(12,044.45)	
15295 MODERATE REHAB PROJ 3 HAP	213,182.99		213,182.99	

PERIODIC FINANCIAL STATEMENT - SCHEDULE OF BALANCE SHEET AND CASH TOTALS BY FUND - GL040

Date:08-DEC-2025 12:42:14

COSD

Current Period: NOV-25

Currency: USD

No specific FUND requested

FUND	ASSETS	LIABILITIES	FUND BALANCE	CASH
15305 HA VOUCHER PROG PROJECTS	8,113,968.16	493,575.91	7,620,392.25	
15308 HCV FAMILY SELF SUFFICIENCY	804,795.62	801,513.99	3,281.63	
15315 PH L ST HUD	62,960.43	75,279.47	(12,319.04)	
15320 HOUS ASST MOD REHAB PRJ 4	1,005,236.81	162,773.00	842,463.81	
15325 PH DOROTHY HUD	231,233.72	30,852.62	200,381.10	
15330 HA BUSINESS ACTIVITIES	2,240,319.97	(64,528.87)	2,304,848.84	
15335 PH FIREBIRD FMHA	830,978.74	457,735.54	373,243.20	
15345 HOUS AUTH FACILITY FUND	90,459.68		90,459.68	
15352 REDEV RENTAL SUBSIDY PROGRAM	3,380.37	2,634.81	745.56	
15354 HA SANTEE SUCCESS HOUSING AGCY	21,657,920.14	21,528,316.15	129,603.99	0.01
15355 HA REAL ESTATE RESERVE	2,042,128.10	0.01	2,042,128.09	0.01
15370 MAINSTREAM VOUCHER	842,426.23	34,508.08	807,918.15	0.03
15451 OTHER SERVICES - HARMONY GROVE FUN	1,637,450.64		1,637,450.64	1,625,279.53
15452 FLOOD CONTROL - HARMONY GROVE FUNI	587,478.47		587,478.47	583,086.97
15453 FIRE PROTECTION - HARMONY GROVE FU	38,560.37		38,560.37	38,493.31
15454 IMPROVEMENT - HARMONY GROVE FUND	5,212.63		5,212.63	0.09
15464 HORSE CRK RDG CFD 13-01 INTERIM MA	648,561.22	571,556.40	77,004.82	643,665.84
15465 HORSE CRK RDG CFD 13-01 A-SPECIAL	1,783,809.48		1,783,809.48	1,769,475.10
15466 HORSE CRK RDG FCD CFD 13-01 B-SPEC	1,442,883.51		1,442,883.51	1,432,060.04
15467 HORSE CRK RDG FIRE CFD 13-01 C-SPE	262,437.64		262,437.64	260,507.37
15468 MEADOWOOD PRK CFD 19-01 A-SPECIAL	692,543.17		692,543.17	686,523.52
15469 MEADOWOOD FCD CFD 19-01 B-SPECIAL	620,942.99		620,942.99	616,334.71
15470 MEADOWOOD FIRE CFD 19-01 C-SPECIAL	286,960.79		286,960.79	284,853.83
15472 SWEETWTR PL MAINT CFD 19-02 SPECIA	381,617.42		381,617.42	378,426.55
15473 PARK CIR MAINT CFD 19-03 SPECIAL T	897,016.03		897,016.03	890,130.82
15474 SDCFPD CFD 04-01 SPECIAL TAX A	68,695.43		68,695.43	68,187.30
15475 SDCFPD CFD 04-01 SPECIAL TAX B	4,217.29		4,217.29	4,185.71
15476 SDCFPD EOM CFD 9-1 SPCL TX A	600,204.21		600,204.21	595,673.98
15477 SDCFPD EOM CFD 9-1 SPCL TX B	278,398.77		278,398.77	276,628.70
15478 PIPER OTAY CFD 22-01 TAX A	59,129.48		59,129.48	58,662.18
15479 PIPER OTAY CFD 22-01 TAX B	36,232.62		36,232.62	35,975.20
15480 SDCFPD BORREGO CFD 14-1 SPCL TX	279,551.37		279,551.37	277,441.37
15720 PRD 1003 ALAMO WAY	791.43		791.43	785.46
15740 PRD 1005 EDEN VALLEY LANE	120,845.65		120,845.65	119,925.35
15765 PRD 1008 CANTER 97038	19,069.76		19,069.76	18,920.44
15774 PRD 1000 ZN1010 ALPINE HIGHLANDS 9	142,968.79		142,968.79	141,844.52
15775 PRD 1000 ZN1011 LA CUESTA 97040	118,535.00		118,535.00	117,646.58
15776 PRD 1000 ZN1012 MILLAR 97041	86,729.54		86,729.54	86,025.71
15777 PRD 1013 SINGING TRAILS	80,037.62		80,037.62	79,424.14
15778 PRD 1014 LAVENDER PT LANE	43,159.54		43,159.54	42,833.03
15779 PRD 1015 LANDAVO DRIVE ET AL	98,761.23		98,761.23	98,018.26
15780 PRD 1016 EL SERENO WAY	(25,078.62)		(25,078.62)	(24,851.63)

PERIODIC FINANCIAL STATEMENT - SCHEDULE OF BALANCE SHEET AND CASH TOTALS BY FUND - GL040

Date:08-DEC-2025 12:42:14

COSD

Current Period: NOV-25

Currency: USD

No specific FUND requested

FUND	ASSETS	LIABILITIES	FUND BALANCE	CASH
15781 PRD 1017 KALBAUGH-HALEY-TOUB ST	51,461.94		51,461.94	51,041.18
15850 SURVEY MONUMENT PRESRVATM	1,162,180.44		1,162,180.44	1,162,180.44
15890 SPECIAL AVIATION	142.66		142.66	141.59
15910 COSD FISH AND GAME PROPAGATION	71,516.24		71,516.24	71,516.24
17050 CSAF REDEV OBLIG RET	340,548.94		340,548.94	323,385.40
21000 PENSION OBLIGATION BONDS	72,288,753.42	119,257,322.71	(46,970,569.29)	837,694.26
21626 SANCAL2019 ADMIN JUST FAC REF	2,550.13		2,550.13	
21627 SANCAL2019 DS JUSTICE FAC REF	(0.01)	(0.01)		
21628 SANCAL2019 INV ERNG JST FC REF	36,397.68		36,397.68	182.78
21629 SANCAL2019 EXC ERNG JST FC REF	2,385.81		2,385.81	2,367.80
21633 SANCAL2020 ADMIN WATERFRONT REF	10,127.42		10,127.42	
21634 SANCAL2020 DS WATERFRONT REF	23,224,574.99	23,224,574.99		
21635 SANCAL2020 INV ERNG WATERFRONT REF	21,784.66		21,784.66	6.42
21637 SANCAL2020 REV WATERFRONT REF	312,731.25		312,731.25	
21638 SANCAL2020 ADMN CEDAR KTTNR REF	12,889.36		12,889.36	
21639 SANCAL2020 DS CEDAR KTTNR REF	23,415,615.03	23,415,615.03		
21640 SANCAL2020 INV ERNG CEDAR KTTNR RE	79,681.74		79,681.74	13,158.04
21641 SANCAL2020 REV CEDAR KTTNR REF	222,661.88		222,661.88	
21651 SANCAL2021 YTC COPS BASE RENT	1,185,012.01		1,185,012.01	
21652 SANCAL2021 YTC COPS DEBT SVC	84,487,250.00	84,487,250.00		
21653 SANCAL2021 YTC COPS ADMIN	8,168.82		8,168.82	
21655 SANCAL2021 YTC COPS INV EARN	53,557.85		53,557.85	1,599.52
21656 SANCAL2021 YTC COPS EXC EARN	3,739.77		3,739.77	
21658 SANCAL 2023 CPH LAB PROJECT	14,801,894.18		14,801,894.18	
21659 SANCAL 2023 CPH LAB BASE RENT	837.19		837.19	
21660 SANCAL 2023 CPH LAB DS FUND	305,291,750.00	305,291,750.00		
21661 SANCAL 2023 CPH LAB ADMIN FUND	16,355.59		16,355.59	
21662 SANCAL 2023 CPH LAB CAP INT	8,191,876.54		8,191,876.54	
21663 SANCAL 2023 CPH LAB INV EARN	28.40		28.40	
21666 SANCAL 2024 EDGEMOOR REF BASE RENT	637,157.29		637,157.29	
21667 SANCAL 2024 EDGEMOOR REF DS FUND	28,738,750.00	28,738,750.00		
21668 SANCAL 2024 EDGEMOOR REF ADMIN	20,000.00		20,000.00	
21670 SANCAL 2024 EDGEMOOR REF INV EARN	100,023.14		100,023.14	
21672 SANCAL 2025 COC REF ADMIN	837.38		837.38	
21673 SANCAL 2025 COC REF BASE RENT	1,335,200.00		1,335,200.00	
21674 SANCAL 2025 COC REF COI FUND	27,891.98		27,891.98	
21675 SANCAL 2025 COC REF DS FUND	70,261,500.00	70,261,500.00		
21677 SANCAL 2025 COC REF INV EARN	271,014.02		271,014.02	1,840.36
22350 TOBACCO SECRTZN CORP S R	261,537,144.49	358,398,681.81	(96,861,537.32)	
22351 TOBACCO COLLECTION AT S R	344,964,780.56	(102,870,838.60)	447,835,619.16	
22370 06 TOBACCO SR DEBT SERV	7,190,052.07	1,810,050.34	5,380,001.73	
22382 2019 TOB CLASS 1 SR LIQ RESERVE	20,237,729.21	3,125,812.78	17,111,916.43	

PERIODIC FINANCIAL STATEMENT - SCHEDULE OF BALANCE SHEET AND CASH TOTALS BY FUND - GL040

Date:08-DEC-2025 12:42:14

COSD

Current Period: NOV-25

Currency: USD

No specific FUND requested

FUND	ASSETS	LIABILITIES	FUND BALANCE	CASH
22383 2019 TOB CLASS 2 SR LIQ RESERVE	5,838,770.36	901,824.44	4,936,945.92	
22384 2019 TOB TURBO REDEMPTION	28,226.47	124,804.27	(96,577.80)	
22390 2019 TOB COI FUND		716.80	(716.80)	
22391 2019 TOB OPERATING	42,766.22	36,310.25	6,455.97	
22392 2019 TOB OPERATING CONTINGENCY	20,626.25	9,782.40	10,843.85	
23210 CSAF GF DEBT SERVICE	1,623,392.10		(985,548.09)	
23211 CSAF GF INTEREST ACCT	2,498,618.79	2,498,618.79		
23212 CSAF GF PRINCIPAL ACCT	2,905,000.00	2,905,000.00		
23213 CSAF GF DEBT SER RESERVE	958,373.51		958,373.51	
23214 CSAF GF TURBO REDEMPTION FUND	4.75		4.75	
26000 CAPITAL OUTLAY FUND	12,664,004.74	15,957,810.73	(3,293,805.99)	9,490,568.55
26005 MAJOR MAINT CAPITAL OUTLAY FD	4,855,375.73	5,145,295.05	(289,919.32)	4,855,375.73
26015 CAPITAL MSCP ACQUISITION FUND	953,131.39	1,000,000.00	(46,868.61)	953,131.39
26025 COUNTY HEALTH COMPLEX	7,793,522.05	16,000,000.00	(8,206,477.95)	3,865,540.52
26050 JUSTICE FACILITY CONST	4,469,910.23	4,500,000.00	(30,089.77)	4,469,910.23
26075 LIBRARY PROJ CAPITAL OUTLAY FD	1,324,742.52	1,327,647.82	(2,905.30)	997,094.70
26125 EDGEMOOR DEVELOPMENT	12,406,861.83	5,185,655.26	7,221,206.57	2,207,839.39
28075 CSAF USDRIP	594,366.87	588,780.00	5,586.87	5,272.47
28076 CSAF GF IMPROVEMENT	381.33		381.33	378.45
28078 CSAF GF SRF	7,742.42		7,742.42	7,684.13
28079 CSAF GF ADMIN	978,415.10	977,610.88	804.22	798.15
28080 CSAF GILLESPIE HOUSING	351.04		351.04	348.39
28081 CSAF USDRIP HOUSING	391.61		391.61	388.66
30050 AIRPORT ENTERPRISE	146,057,580.67	111,606,639.13	34,450,941.54	33,114,440.67
30100 LIQUID WASTE ENTERPRISE	1,546,296.21	482,012.04	1,064,284.17	1,388,903.28
30425 CMWSMD-ZONE B (CAMPO HILLS WATER)	757,375.57	157,729.88	599,645.69	601,588.69
30427 CMWSMD-ZONE A (RANCHO DEL CAMPO W	2,529,921.73	118,545.78	2,411,375.95	2,372,472.18
30429 LIVE OAK SPRNGS WTR SYS CSA137	6,084,329.34	2,906,860.14	3,177,469.20	3,160,249.11
31500 SAN DIEGO COUNTY SANITATION DISTRI	159,280,397.88	80,116,354.97	79,164,042.91	78,924,712.26
31550 SHF JAIL STORES COMMISSARY ENTERPR	1,286,478.09	105,987.23	1,180,490.86	998,364.30
35500 INFORMATION TECHNOLOGY ISF	22,344,236.26	30,277.13	22,313,959.13	22,337,452.43
35525 DPW EQUIP INTERNAL SERV	6,565,084.91		6,565,084.91	6,515,383.90
35550 DPW ISF EQUIP ACQ ROAD FD	33,679,399.63	17,707,823.78	15,971,575.85	14,935,314.48
35575 DPW ISF EQUIP ACQ INACTIVE WST GF	969,857.06	100,679.42	869,177.64	873,717.61
35625 DPW ISF EQUIP ACQ AIRPORT	2,017,066.95	655,304.35	1,361,762.60	1,384,274.59
35650 DPW ISF EQUIP ACQ GEN FND	360,239.10	19,415.02	340,824.08	348,497.54
35675 DPW ISF EQUIP ACQ LIQ WST	6,557,668.70	1,988,591.70	4,569,077.00	4,419,716.49
35800 PURCHASING ISF	5,028,691.73	2,023,334.65	3,005,357.08	4,182,625.23
35925 PERMANENT RD DIV PRD ISF	500,000.00		500,000.00	342,400.00
36000 EMPLOYEE BENEFITS	237,664,453.89	226,411,593.49	11,252,860.40	235,868,448.10
36025 INSURANCE ISF	4,741,043.17		4,741,043.17	4,723,340.20
36050 PUBLIC LIABILTY INSURANCE	106,893,090.38	105,751,432.89	1,141,657.49	106,182,979.97

PERIODIC FINANCIAL STATEMENT - SCHEDULE OF BALANCE SHEET AND CASH TOTALS BY FUND - GL040

Date:08-DEC-2025 12:42:14

COSD

Current Period: NOV-25

Currency: USD

No specific FUND requested

FUND	ASSETS	LIABILITIES	FUND BALANCE	CASH
37000 FLEET SERVICES ISF OPER AND MAINT	4,810,713.84	451,273.53	4,359,440.31	4,741,504.46
37025 FLEET ISF EQUIP ACQ GENL	118,131,377.06	75,887,023.40	42,244,353.66	39,738,193.99
37050 FLEET ISF MAT SUPP INV	8,051,475.03	3,126,667.99	4,924,807.04	3,860,661.90
37075 FLEET ISF ACCIDENT REPAIR	2,558,272.10		2,558,272.10	2,538,977.82
37600 FACILITIES MGMT INT SVC FD	21,204,756.79	10,584,695.86	10,620,060.93	17,338,206.99
37650 MAJOR MAINTENANCE INT SVC FD	697,509.97	219,636.12	477,873.85	615,769.40
41000 EQUITIZED CASH	8,372,427.23	575,022,721.59	(566,650,294.36)	8,333,262.16
41600 RET SAL BENEFITS AP CNTY	481,052.50		481,052.50	481,052.50
43500 NO CO CEMETERY ENDOWMENT CARE	4,129,180.97		4,129,180.97	4,098,620.49
43525 VALLEY CTR CEM PERP CARE	323,025.37		323,025.37	320,587.23
43575 RAMONA CEMTRY PERPET CARE	639,794.24		639,794.24	634,965.19
43585 VALLECITOS WATER DIST INVESTMENT	1,041,462.98		1,041,462.98	1,033,602.21
43590 RINCON DEL DIABLO MUNI WATER DIST	140,516.70		140,516.70	116,812.64
44000 NO COUNTY CEMETERY DIST	832,605.67		832,605.67	825,479.83
44001 NO CO CEMETERY ENDOWMENT INCOME	307,508.66		307,508.66	305,187.64
44005 NO CO CEMETERY CAP OUTLAY	1,946,211.80	5,218.61	1,940,993.19	1,929,479.80
44010 POMERADO CEMETERY DIST	2,059,835.32		2,059,835.32	2,044,391.39
44020 PMRDO CMTRY CAPTL OUTLAY	377,115.85		377,115.85	374,341.25
44025 RAMONA CEMETERY DIST	993,110.39	92.35	993,018.04	984,771.49
44030 VALLEY CNTR CEMETERY DIST	227,645.03		227,645.03	225,978.79
44035 VLY CNTR CEM CAPTL OUTLAY	4,255.30		4,255.30	4,223.18
44038 CITY OF OCEANSIDE INVESTMENT	142.49		142.49	141.42
44039 CITY OF VISTA SDCO INVESTMENT FD	94,060.62		94,060.62	93,350.66
44041 CITY CHULA VISTA 2014 REF COP RESE	1,919,232.10		1,919,232.10	1,904,698.59
44042 CITY CHULA VISTA 2015 REF COP RESE	2,271,945.32		2,271,945.32	2,254,095.14
44043 CITY CHULA VISTA 2016 REF COP RESE	1,029,029.16		1,029,029.16	1,020,944.30
44046 CITY OF CHULA VISTA 2017A LEASE RE	784,730.61		784,730.61	778,607.60
44047 CITY OF CHULA VISTA 2017B LEASE RE	13,460.27		13,460.27	13,358.67
44048 MTS GENERAL INVESTMENT	161,177,257.76		161,177,257.76	160,126,673.45
44049 MTS SB 1 STA SGR	5,928,342.19		5,928,342.19	5,864,884.83
44050 SOLANA BEACH DEBT SERVICE	188.92		188.92	187.50
44051 NCTD INVESTMENT FUND	40,192,066.72		40,192,066.72	39,813,067.27
44052 CITY OF CORONADO INVESTMENT	8,130,282.40		8,130,282.40	8,068,916.47
44054 SANDAG I-15 RESERVE	1,672,848.20		1,672,848.20	1,660,221.84
44058 TRANSNET EXTENSION INVESTMENT	116,570.00		116,570.00	115,691.14
44059 ARJIS INVESTMENT	6,416.30		6,416.30	6,367.87
44060 CITY ENCINITAS INVESTMENT	1,375,209.03		1,375,209.03	1,364,829.21
44061 LEUCADIA WASTEWATER DISTRICT INVES	0.17		0.17	0.17
44063 SANTA FE IRRIGATION DIST INVESTMEN	110,165.58		110,165.58	109,334.07
44064 CANEBRAKE CO WATER DIST INVESTMENT	489.68		489.68	485.98
44067 VALLEY CENTER WATER DIST INVESTMEN	2,775,304.09		2,775,304.09	2,754,356.60
44068 SDHC INVESTMENT POOL FUND	8,811,875.82		8,811,875.82	8,745,365.38

PERIODIC FINANCIAL STATEMENT - SCHEDULE OF BALANCE SHEET AND CASH TOTALS BY FUND - GL040

Date:08-DEC-2025 12:42:14

COSD

Current Period: NOV-25

Currency: USD

No specific FUND requested

FUND	ASSETS	LIABILITIES	FUND BALANCE	CASH
44076 CITY OF DELMAR INVESTMENT	116,279.01		116,279.01	101,419.94
44077 NATIONAL CITY INVESTMENT FUND	41,023,602.46		41,023,602.46	40,713,963.78
44084 MTS LCTOP 14-15	19,713,013.66		19,713,013.66	19,483,553.92
44085 CITY CHULA VISTA INVESTMT	26,978.36		26,978.36	26,774.73
44090 009_01_CFD CHULA VISTA ELM CF DIST	2,867,729.29		2,867,729.29	2,842,415.35
44095 009_02_CFD CHULA VISTA ELM CF DIST	69.35		69.35	27.82
44100 009_03_CFD CHULA VISTA ELM CF DIST	1,633,073.83		1,633,073.83	1,620,779.04
44105 009_04_CFD CHULA VISTA ELM CF DIST	2,466,209.91		2,466,209.91	2,445,697.77
44110 009_05_CFD CHULA VISTA ELM CF DIST	984,592.63		984,592.63	977,147.11
44115 009_06_CFD CHULA VISTA ELM CF DIST	733,254.11		733,254.11	721,286.95
44119 009_21 CFD CHULA VISTA CFD 21	5,601,426.49		5,601,426.49	5,559,583.64
44120 009_10_CFD CHULA VISTA ELEM CFD 10	4,256,247.46		4,256,247.46	4,221,279.36
44121 009_17_CFD CHULA VISTA ELEM CFD 17	2,320,880.53		2,320,880.53	2,297,820.19
44122 009_18_CFD CHULA VISTA ELEM CFD 18	8,523,300.39		8,523,300.39	8,459,099.93
44123 009_19_CFD CHULA VISTA ELEM CFD 19	4,509,723.48		4,509,723.48	4,470,507.03
44124 009_20_CFD CHULA VISTA ELEM CFD 20	947,999.75		947,999.75	937,174.61
44125 009_11_CFD CHULA VISTA ELEM CFD 11	1,040,153.99		1,040,153.99	1,026,545.97
44126 009_12_CFD CHULA VISTA ELEM CFD 12	1,831,605.57		1,831,605.57	1,815,821.56
44127 009_13_CFD CHULA VISTA ELEM CFD 13	3,368,514.96		3,368,514.96	3,340,544.11
44128 009_14_CFD CHULA VISTA ELEM CFD 14	2,566,040.39		2,566,040.39	2,542,003.60
44129 009_15_CFD CHULA VISTA ELEM CFD 15	1,158,045.31		1,158,045.31	1,146,440.58
44130 046_01_CFD SWEETWATER HS CF DIST 1	16,350,588.80		16,350,588.80	16,180,640.24
44135 046_02_CFD SWEETWATER HS CF DIST 2	2,019,251.64		2,019,251.64	2,004,011.92
44140 046_03_CFD SWEETWATER HS CF DIST 3	13,323,480.89		13,323,480.89	13,222,890.72
44145 046_04_CFD SWEETWATER HS CF DIST 4	14,929,419.23		14,929,419.23	14,816,637.60
44149 046_14_CFD SWEETWATER HS CF DIST 1	14,329,430.35		14,329,430.35	14,220,809.79
44150 046_05_CFD SWEETWATER HS CF DIST 5	4,178,901.75		4,178,901.75	4,147,348.63
44151 046_15_CFD SWEETWATER HS CF DIST 1	7,616,942.88		7,616,942.88	7,559,376.13
44152 046_16_CFD SWEETWATER HS CF DIST 1	7,673,214.78		7,673,214.78	7,615,602.50
44153 046_17_CFD SWEETWATER HS CF DIST 1	17,690,754.58		17,690,754.58	17,556,521.47
44154 046_18_CFD SWEETWATER HS CF DIST 1	17,338,538.42		17,338,538.42	17,207,588.98
44155 046_19_CFD SWEETWATER HS CF DIST 1	1,483,123.35		1,483,123.35	1,471,823.25
44156 046_19_CFD SWEETWATER HS CF DIST 1	6,354,874.56		6,354,874.56	6,306,334.26
44157 046_20_CFD SWEETWATER HS CF DIST 2	8,674,117.59		8,674,117.59	8,608,244.08
44450 NO CO CEMETERY PRENEED FUND	4,428,954.60		4,428,954.60	4,395,346.42
44510 MTS - SB 125 FUNDS	182,527,622.81		182,527,622.81	181,146,443.12
44565 SAFE FREEWAY CALL BOX	255,655.25		255,655.25	253,725.61
44568 SANDAG - SAFE PROGRAM	9,012,763.08		9,012,763.08	8,944,736.39
44581 FUTURE IMPROVEMENTS	3,831,860.39	3,831,860.39		3,802,938.21
44583 TRANSPORTATION IMPACT FEE LUEG	22,537,460.81	22,537,460.81		22,370,717.24
44584 DRAINAGE FEE ORD 5588 NS LUEG	14,591,489.44	14,591,489.44		14,482,913.17
44588 DPW SUSPENSE FUND	279,165.46		279,165.46	279,165.46

PERIODIC FINANCIAL STATEMENT - SCHEDULE OF BALANCE SHEET AND CASH TOTALS BY FUND - GL040

Date:08-DEC-2025 12:42:14

COSD

Current Period: NOV-25

Currency: USD

No specific FUND requested

FUND	ASSETS	LIABILITIES	FUND BALANCE	CASH
44587 RTCIP-RGLTRAN CNGSTN IMP PROG	24,118,275.26	24,118,275.26		23,941,232.52
44595 LOCAL AGENCY FORMATION AG	2,722,431.02	107,284.48	2,615,146.54	2,722,431.02
44600 COMMUNITY SERV AGCY TRUST	22,795,176.04	22,795,176.04		22,795,176.04
44601 VICTIMS EMERGENCY RELIEF FUND	30,018.81		30,018.81	
44603 SDCRTC 2021 BONDS	0.01		0.01	
44605 LAW LIBRARY	9,269,370.12	143,191.07	9,126,179.05	9,173,109.24
44625 SAN DIEGUITO RIVER VALLEY	2,424,571.53	1,125,991.06	1,298,580.47	1,329,564.88
44634 SDRVJPA COAST FUND	75,055.48		75,055.48	75,055.48
44655 SAN DIEGUITO CAP PROJ	49,790,017.66	49,437,783.04	352,234.62	349,693.91
44656 SAN DIEGUITO RESERVE FUND	91,220.81		91,220.81	90,554.80
44660 SO CA INTRGOV TRN AND DEV	1,709,391.41	4,004.45	1,705,386.96	1,600,397.94
44670 SD GEOGRAPHIC INFO SANGIS	1,162,058.88	25,396.53	1,136,662.35	1,154,680.64
44679 SYCUAN FEE TO TRUST AGREEMENT	2,364,159.43		2,364,159.43	2,364,159.43
44680 INDIAN GAMING SDF- COUNTYWIDE	284,267.92		284,267.92	282,122.32
44731 JAMUL INDIAN VILLAGE AGREEMENT	1,791,419.10		1,791,419.10	1,791,419.10
45606 SB1407 SCFCF-ICNA ASSESSMENTS	219,015.00		219,015.00	219,015.00
45607 SB857 PARKING PENALTY SURCHARGE	146,019.93		146,019.93	146,019.93
45608 AB2173 EMER MED AIR TRANS ACT	0.02		0.02	
45630 CAPITAL OUTLAY PROGRAM FUNDING	802,100.00		802,100.00	802,100.00
45660 RED AGY GILLES CAJVLY BD	395,875.00		395,875.00	395,875.00
45670 REDAGY GILLES CAVLY BDINT	437,162.39		437,162.39	430,874.89
45680 PUB ADMIN GUARDIAN ESTATE	30,223,678.91		30,223,678.91	27,656,456.91
45695 ST TRAN ASST SANDAG	192,069.49		192,069.49	186,729.87
45700 ST TRAN ASST MTDB	454,261.81		454,261.81	440,002.22
45740 LOCAL TRANSPORTATION	39,968,460.49		39,968,460.49	39,784,155.80
46600 090_00 SUPERINTENDENT OF SCHOOLS	355,542.47		355,542.47	124,467.56
46609 DCSS POST SDU FUND	2,520.00		2,520.00	2,520.00
46615 DA FRAUD HOLDING FUND	1,732,902.64	2,014.77	1,730,887.87	1,720,109.46
46616 DA PROP64 CONSUMER FRAUD	9,433.93		9,433.93	9,362.73
46618 PROP64 CONSUMER FRAUD-COUNTY	224,243,427.34		224,243,427.34	222,557,848.33
46625 VECTOR CONTROL DISTRICT	9,054,264.95		9,054,264.95	8,986,208.98
46630 PLU FIRE MITIGATION FEES	1,028,249.76		1,028,249.76	1,023,590.44
46631 PDS PACE MITIGATION CREDIT FEES	2,398,030.90		2,398,030.90	2,388,114.26
46632 ABANDONED VEHICLE ABATEMENT	1,871,899.79		1,871,899.79	1,857,771.15
46635 DAS IMPOUND ALTER DEPOSIT	22,313.00	120.00	22,193.00	22,313.00
46640 SPAY DEP FORFEITURE ACCT	1,700.00	120.00	1,580.00	1,700.00
46649 COM CORR PERF INCNTV FD-SD	5,567,436.45		5,567,436.45	5,526,618.60
46650 PROBATION	10,205.55		10,205.55	9,155.55
46652 PRO SOCIAL SECURITY TRUST	58,689.97	311.55	58,378.42	58,255.79
46655 RECORDER	550,905.69	8,987.30	541,918.39	550,905.69
46656 PRO SUSPENSE FUND	1,716,568.18		1,716,568.18	1,716,568.18
46660 RECORDER SB21	156,992.00		156,992.00	156,992.00

PERIODIC FINANCIAL STATEMENT - SCHEDULE OF BALANCE SHEET AND CASH TOTALS BY FUND - GL040

Date:08-DEC-2025 12:42:14

COSD

Current Period: NOV-25

Currency: USD

No specific FUND requested

FUND	ASSETS	LIABILITIES	FUND BALANCE	CASH
46665 SHERIFF DETENTION CASH	451,066.30		451,066.30	179.70
46670 TAX COLL TAX UNDERPYMT FD	4,344.57		4,344.57	4,344.57
46675 TREASURER	225,010,685.70		225,010,685.70	225,010,685.70
46680 TAX SALES REFUNDABLE TRUST	6,081.94		6,081.94	6,081.94
46685 SECURED TAX	2,993,429.13		2,993,429.13	2,993,429.13
46690 UNSECURED TAX MANUAL PAYT	546,121.89	(58.78)	546,180.67	546,121.89
46695 PRIOR SECURED TAX TAX COL	802,137.29		802,137.29	802,137.29
46700 HHS ADULT REPRESENTATIVE PAYEE	4,277,208.63		4,277,208.63	816,055.16
46705 REPRESENTATIVE PAYEE SSA SSI	359,462.56		359,462.56	357,135.21
46710 SOC SERV OVERPAYMENT COLL	6,588,801.92	13,658.41	6,575,143.51	6,588,801.92
46711 SOC SERV CHILD SUPPORT COLL	52,737.19		52,737.19	52,737.19
46720 SHERIFFS CIVIL TRUST	2,350,948.42	(2.00)	2,350,950.42	2,348,648.42
46725 LAFCO	12,112.19		12,112.19	12,020.77
46726 LAFCO SPECIAL PROJECTS	18,667.20		18,667.20	18,526.30
46727 LAFCO JURISDICTIONAL PROJECTS	24,466.24		24,466.24	24,281.57
47025 CHILD DEVELOPMENT TRUST	115,260.64	41,774.07	73,486.57	114,341.99
47150 CONSTRUCTION & DEMO DEBRIS MGT	5,347,195.43	4,786,357.53	560,837.90	5,308,869.78
47280 PENALTY ASSESSMENT	1,725,235.81		1,725,235.81	1,664,190.11
47285 CRIMINAL JUSTICE FAC CONSTRUCT	5,521,095.22		5,521,095.22	5,521,095.22
47290 COURTHOUSE CONSTRUCTION	906,199.70		906,199.70	906,199.70
47350 TRIAL COURT OPERATIONS FD	130,834.91		130,834.91	130,834.91
47500 ALPINE FPD	317,748.75		317,748.75	313,136.65
47505 ALPINE FIRE MITIGATON FEE	71,967.07		71,967.07	71,800.06
47510 BONITA SUNNYSIDE FPD	2,065,443.40		2,065,443.40	2,044,067.05
47512 BONITA SUNNYSIDE OPEB LIABILITY FD	359.09		359.09	356.38
47515 BONITA FPD CAPITAL OUTLAY	131.69		131.69	130.70
47520 BONITA FIRE MITIGATON FEE	32,955.15		32,955.15	32,741.37
47540 DEER SPRINGS FPD	5,694,115.10		5,694,115.10	5,658,038.43
47545 DEER SPRINGS FPD CAP OTLY	7,852,018.32		7,852,018.32	7,768,142.45
47550 DEER SPR FIRE MITGATN FEE	101,442.19		101,442.19	100,044.12
47570 NORTH COUNTY FPD	668,696.90	2,724,586.20	(2,055,889.30)	658,678.34
47572 NRTH CNTY FPD CAP RESERVE	8,363.42		8,363.42	8,300.29
47580 NORTH COUNTY FIRE MIT FEE	1,337,117.45		1,337,117.45	1,326,139.20
47610 LFPD-UNASSIGNED GENERAL FUND	2,053,897.00		2,053,897.00	2,047,924.49
47611 LFPD-ACCRUED LEAVE FUND	13,331.81		13,331.81	13,231.19
47615 LFPD CAPITAL RESERVE FUND	5,412.24		5,412.24	5,371.39
47616 LFPD SLEMSA AMBULANCE TRANSPORT	257,836.52		257,836.52	253,664.66
47617 LFPD SLEMSA	636,644.32		636,644.32	632,338.90
47630 LFPD-OPEB RESERVE FUND	444.13		444.13	440.78
47632 LFPD SDG&E MIT FUND	2,481.81		2,481.81	2,463.08
47635 LFPD-MITIGATION FEE FUND	143,810.39		143,810.39	143,314.43
47640 LOWER SWEETWATER FPD	550,908.13		550,908.13	545,793.78

PERIODIC FINANCIAL STATEMENT - SCHEDULE OF BALANCE SHEET AND CASH TOTALS BY FUND - GL040

Date:08-DEC-2025 12:42:14

COSD

Current Period: NOV-25

Currency: USD

No specific FUND requested

FUND	ASSETS	LIABILITIES	FUND BALANCE	CASH
47650 RANCHO SANTA FE FPD	4,375,345.27		4,375,345.27	4,314,730.51
47660 RSFFPD CONTRACT ALS	228,651.31		228,651.31	226,925.50
47665 RHO SF FIRE MITIGATON FEE	2,695,319.01		2,695,319.01	2,676,828.44
47675 SN MARCOS FIRE MITGAT FEE	974.45		974.45	967.09
47690 SAN MIGUEL FPD	3,258,800.18		3,258,800.18	3,233,881.28
47692 SAN MIGUEL FPD CFD 2022-1	18,453.19		18,453.19	18,324.42
47700 SAN MIGUEL FPD BUDGET STABILIZATIO	98,520.15		98,520.15	90,723.67
47705 SAN MIGUEL CAPITAL RESERV	9,097.65		9,097.65	8,166.36
47710 SN MGL UNCOMPENSATD LEAVE	11,822.83		11,822.83	11,733.60
47715 SAN MIGUEL CAPITAL EQUIP	1,160,849.45		1,160,849.45	1,152,087.53
47720 SAN MIGUEL CAP FAC REPLCE	61,718.49		61,718.49	55,407.11
47725 SAN MIGUEL VEHICLE DEPREC	42,880.14		42,880.14	38,491.35
47730 SN MGL FPD CONTRACT SVC R	565,236.57		565,236.57	560,970.27
47735 SN MIGUEL FIRE MITGATN FE	192,236.92		192,236.92	190,382.28
47740 VISTA FPD	667,255.81		667,255.81	662,934.23
47745 VISTA FIRE MITIGATION FEE	70,445.96		70,445.96	70,037.30
47750 BORREGO SPRINGS FPD	10,536.82		10,536.82	10,536.82
47751 BORREGO SPRINGS FPD PROP Z	658.77		658.77	658.77
47755 BORREGO SPV FPD CAP OTLAY	3,454.22		3,454.22	3,428.15
47760 BORREGO FIRE MITIGATN FEE	354.16		354.16	354.16
47850 VALLEY CENTER FPD	813,318.15		813,318.15	807,025.71
47853 VALLEY CNTR FPD CFD 08-01	134,412.17		134,412.17	128,613.19
47855 VLY CTR FIRE MITIGATN FEE	362,268.74		362,268.74	359,435.87
47860 NO COUNTY DISPATCH JPA	10,669,062.52		10,669,062.52	10,605,736.88
48001 PALOMAR POMERADO HEALTH ELEC 2004	618.62		618.62	
48005 GROSSMONT HEALTHCARE DISTRICT	1,970.92		1,970.92	1,970.92
48080 WHISP PALMS LANDSCP LTG	107.00		107.00	107.00
48200 INTEREST TREASURER	(66,642,662.02)		(66,642,662.02)	40,274,037.59
48302 HEALTH SAVINGS ACCOUNT PROGRAM	57,502.00		57,502.00	57,502.00
48303 CO EMP HEALTH INSURANCE	10,198,307.96		10,198,307.96	10,198,307.96
48304 SELF FUNDED DENTAL PLAN	12,781,095.00		12,781,095.00	12,781,095.00
48305 BENEFIT INSURANCE CONTRACTS	8,196,099.32		8,196,099.32	8,196,099.32
48307 SELF FUNDED VISION PLAN	4,900,990.41		4,900,990.41	4,900,990.41
48333 PAYROLL EE WH TX FED CY 12 31	324,870.09	870.09	324,000.00	324,870.09
48357 PAYROLL EE ER OASDI CY END 12 31	275,714.76	714.76	275,000.00	275,714.76
48381 PAYROLL EE ER MEDI CY END 12 31	177,963.48	167.16	177,796.32	177,963.48
48382 2024 FLEXIBLE SPENDING ACCOUNT	1,505,516.68		1,505,516.68	1,505,516.68
48383 2024 HEALTHCRE REIMBRSMNT ACCT	3,948,067.99		3,948,067.99	3,948,067.99
48384 060_SDCC HLTH WRKRS COMPNSATN	5,476,472.99		5,476,472.99	5,443,603.46
48385 EXCESS RET BENEFIT IRS415M	5,985.12		5,985.12	5,985.12
48387 ER DC PAID FAMILY LEAVE TAX	45.11	45.11		45.11
48389 DC STATE INC TAX WH	379.04	379.04		379.04

PERIODIC FINANCIAL STATEMENT - SCHEDULE OF BALANCE SHEET AND CASH TOTALS BY FUND - GL040

Date:08-DEC-2025 12:42:14

COSD

Current Period: NOV-25

Currency: USD

No specific FUND requested

FUND	ASSETS	LIABILITIES	FUND BALANCE	CASH
48391 2025 HEALTHCRE REIMBRSMNT ACCT	4,343,341.30		4,343,341.30	4,343,341.30
48392 2025 FLEXIBLE SPENDING ACCOUNT	2,741,827.22		2,741,827.22	2,741,827.22
48500 TREASURER EST DECSD PERSN	2,539,113.35		2,539,113.35	2,539,113.35
48510 EST DECD PERSONS PUB ADM	219,231.12		219,231.12	219,231.12
48600 LAKE CUYAMACA REC AND PK	3,058.18		3,058.18	3,035.09
48610 LK CYMCA R AND P LSE AGMT RED	9,539.32		9,539.32	9,467.32
48620 LK CYMCA R AND P CAP IMPROVMT	354.81		354.81	352.13
48630 LK CUYAMACA REC PK GRANTS	328.97		328.97	326.49
48640 LK CUYAMACA LAKEVIEW	997.51		997.51	989.98
48650 LK CUYAMACA REC PK RESERVE FD	8,119.85		8,119.85	8,058.56
48800 MISSION RES CONSR	10,599.73		10,599.73	10,564.98
48803 MISSION RCD VISTA UNIF SCH DIST EN	26,703.15		26,703.15	26,501.60
48804 MISSION RCD LOWER WARM SPGS CRK RE	243.24		243.24	241.40
48805 MISSION RCD STA MARGARITA ILF PROG	7,908.57		7,908.57	7,848.88
48841 OTAY WATER DISTRICT INVESTMENT	114,815.93		114,815.93	113,949.21
48910 PALOMAR RES SDC ASSOC	6.75		6.75	6.70
48920 UPR SN LU RE RSOR CNSER	34,009.68		34,009.68	33,752.99
48921 USLR RANCHO CORRIDO ARROYO TOAD CC	4,981.74		4,981.74	4,944.14
49000 PCD AQIP TRUST AB423	5,811,968.00		5,811,968.00	5,781,361.08
49010 AIR QUALITY MOYER FUND AB423	25,410,868.17	21,847,884.98	3,562,983.19	25,215,122.26
49015 AIR QL CLEAN CAR 4 ALL AB423	5,302,046.19	4,742,301.38	559,744.81	5,252,094.69
49020 VESSELS AT BERTH REMEDIATION AB423	1,440,123.61		1,440,123.61	1,434,360.94
49025 SEP OVERSIGHT AB423	18,524.34	16,791.88	1,732.46	16,775.73
49030 AIR QUALITY AB 617 AB423	36,134,752.67	33,738,140.66	2,396,612.01	35,788,743.19
49035 AB617 IMPLEMENTATION AB423	3,039,927.58	2,560,738.71	479,188.87	3,187,535.53
49040 AIR QUALITY GMERP FUND AB423	2,665,888.51	1,271,408.97	1,394,479.54	2,645,017.33
49050 PCD OPERATION FUND AB423	14,708,408.88	90,810.89	14,617,597.99	14,166,682.01
49060 AIR POLLUTION CONTROL AB423	212,911.04		212,911.04	209,461.60
49070 AIR QL T&M APP FEES AB423	2,295,091.87	1,989,759.45	305,332.42	2,274,822.37
49080 PCD SUSPENSE FUND AB423	136,130.80	(2,053.00)	138,183.80	135,130.05
49090 AIR QUALITY FARMER FUND AB423	247,294.86	70,312.10	176,982.76	243,784.01
49193 SD REG BLDG AUTH MTS SPRV	60,654.42		60,654.42	60,322.58
49200 SDC REGIONAL AIRPORT AUTH	49,787,252.49		49,787,252.49	49,411,467.42
49205 TRANSNET IMPROVEMENT FUND	2,610,933.09	5,765,084.92	(3,154,151.83)	2,603,706.06
49211 HAZMAT RESPONSE PROGRAM	2,478,448.09	133,887.28	2,344,560.81	2,464,143.31
49214 ESO OPERATING	197,804.03		197,804.03	197,332.04
49217 FIRST 5 COMM OPERATING FUND	17,935,807.20	146,552.00	17,789,255.20	17,772,549.74
49221 SDCRAA 2014B CONSTRUCTION	0.25		0.25	0.25
49222 SDCRAA 2014A DEBT SERVICE	616,588.35		616,588.35	613,410.05
49223 SDCRAA 2014B DEBT SERVICE	8,569,893.19		8,569,893.19	8,532,177.74
49224 SDCRAA 2014 ROLLING COVERAGE FUND	8,079,999.50		8,079,999.50	8,019,013.13
49240 SDCRAA 2021A BONDS PROJECT	110,118.91		110,118.91	

PERIODIC FINANCIAL STATEMENT - SCHEDULE OF BALANCE SHEET AND CASH TOTALS BY FUND - GL040

Date:08-DEC-2025 12:42:14

COSD

Current Period: NOV-25

Currency: USD

No specific FUND requested

FUND	ASSETS	LIABILITIES	FUND BALANCE	CASH
52905 099_00 CO SCH BLDG AD ALPINE	1,729.41		1,729.41	1,729.41
52915 099_00 CO SCH BLDG AD CAJON VALY	519.10		519.10	519.10
52925 099_00 CO SCH BLDG AD DEHESA	639.90		639.90	639.90
52940 099_00 CO SCH BLDG AD CORONADO	312.82		312.82	312.82
52950 099_00 CO SCH BLDG AD LAKESIDE	21,824.51		21,824.51	21,824.51
52960 099_00 CO SCH BLDG AD LA MESA SV	11,387.14		11,387.14	11,387.14
52970 099_00 CO SCH BLDG AD LEMON GROV	7,921.63		7,921.63	7,921.63
52980 099_00 CO SCH BLDG AD JAML L FLR	2,994.06		2,994.06	2,994.06
52990 099_00 CO SCH BLDG AD MT EMPIRE	2,427.68		2,427.68	2,427.68
53000 099_00 CO SCH BLDG AD SANTEE	9,350.52		9,350.52	9,350.52
53010 099_00 CO SCH BLDG AD RAMONA	2,746.39		2,746.39	2,746.39
53301 063_DS CARLSBAD USD 2017 REF A	607,347.43		607,347.43	597,776.35
53302 063_DS CARLSBAD USD 2017 REF B	1,230,881.66		1,230,881.66	1,218,194.82
53303 063_DS CARLSBAD USD SUBSIDY DEP 20	12,546,945.73		12,546,945.73	12,455,061.38
53304 063_DS CARLSBAD USD 2016 REF	2,111,764.04		2,111,764.04	2,089,934.78
53305 047_DS CORONADO UNIF 1999A	14,994,950.69	14,994,950.69		
53306 047_DS CORONADO UNIFIED 1998B	12,052,043.32	12,052,043.32		
53307 047_DS CORONADO UNIF 2012 REF	9,913.29		9,913.29	9,838.46
53308 063_DS CARLSBAD UNIF 2014 REF	817,543.44		817,543.44	808,784.84
53309 063_DS CARLSBAD UNIF2006 ELEC 2011	735,433.55		735,433.55	729,066.78
53310 063_DS CARLSBAD UNIFIED 1997A	49,253,093.50	49,235,000.00	18,093.50	17,956.93
53311 063_DS CARLSBAD UNIFIED 2006A	2.75		2.75	2.73
53312 063_DS CARLSBAD UNIF 2006 ELEC 200	77,914.85		77,914.85	77,326.75
53313 063_DS CARLSBAD UNIF 2006 ELEC 201	535,644.55		535,644.55	531,358.62
53314 064_DS OCEANSIDE ELEC 2008B	1,382.33		1,382.33	1,371.89
53315 048_DS MT EMPIRE 1998A	4,579,605.90	4,507,108.75	72,497.15	71,949.95
53316 064_DS OCEANSIDE 2000 ELEC 2010 RE	456.71		456.71	453.27
53317 064_DS OCEANSIDE 2009 REFUNDING	0.09		0.09	0.09
53318 064_DS OCEANSIDE USD 2008 SERIES A	1,512,109.72		1,512,109.72	1,493,328.62
53319 064_DS OCEANSIDE UNIFIED 2000F	5,695.61		5,695.61	5,652.62
53320 064_DS OCEANSIDE UNIFIED 2000A	16,485,863.75	16,485,863.75		
53321 064_DS OCEANSIDE UNIFIED 2000B	34,260,028.33	34,260,028.33		
53322 064_DS OCEANSIDE UNIF D S 2000C	35,540,698.28	35,540,698.28		
53323 064_DS OCEANSIDE UNIFIED 2000 D	45,270,230.00	45,270,230.00		
53324 064_DS OCEANSIDE UNIFIED 2000 E	(609,378.87)	(609,378.87)		
53326 061_DS POWAY UNIF SCH FAC 2002 AND	108,186,500.00	108,186,500.00		
53327 061_DS POWAY UNIFIED 2002B	1,634.39		1,634.39	1,622.07
53328 061_DS POWAY UNIF SCH DIST 2002C	1,200.00		1,200.00	1,200.00
53329 061_DS POWAY UNIF 2007-1 SERIES A	4,047,259.75		4,047,259.75	3,998,497.22
53331 050_DS SAN DIEGO UNIFIED 2012 REF	2,618.04		2,618.04	2,598.28
53332 050_DS SAN DIEGO UNIFIED PROP S 20	2,353,736.71		2,353,736.71	2,345,535.31
53333 050_DS SAN DIEGO UNIFIED PROP S 20	17,368.31		17,368.31	17,237.22

PERIODIC FINANCIAL STATEMENT - SCHEDULE OF BALANCE SHEET AND CASH TOTALS BY FUND - GL040

Date:08-DEC-2025 12:42:14

COSD

Current Period: NOV-25

Currency: USD

No specific FUND requested

FUND	ASSETS	LIABILITIES	FUND BALANCE	CASH
53334 050_DS SAN DIEGO UNIFIED 2008B	51,427.61		51,427.61	41,751.96
53335 050_DS SD UNIF 1999A	282,213,465.39	282,210,000.00	3,465.39	2,762.57
53336 050_DS SN DIEGO UNIFIED DS 2000B	272,327,760.58	272,327,760.58		
53337 050_DS SD UNIFIED DS 2001C	330,633,680.98	322,823,938.26	7,809,742.72	7,771,187.72
53338 050_DS SD UNIFIED DS 2002D	468,532,176.41	460,507,861.39	8,024,315.02	7,970,064.73
53339 050_DS SD UNIFIED DS 2003E	656,298,972.06	643,640,604.30	12,658,367.76	12,589,437.92
53341 050_DS SAN DIEGO UNIFIED 1998F	392,600,732.55	392,600,732.55		
53342 050_DS SAN DIEGO UNIFIED 1998G	(2,858,344.81)	(2,858,344.81)		
53343 050_DS SAN DIEGO UNIFIED CP REFUND	0.22		0.22	0.22
53346 050_DS SAN DIEGO UNIF 2006 F1 REF	839,166.96		839,166.96	834,188.47
53347 050_DS SAN DIEGO UNIF 2006 G1 REF	1,055,371.60		1,055,371.60	1,049,577.83
53355 065_DS SAN MARCOS UNIF 1996A	34,424,311.00	34,424,310.00	1.00	0.99
53359 050_DS SAN DIEGO UNIF PROP S 2008A	57,212.60		57,212.60	56,780.86
53361 065_DS SAN MARCOS UNIF IMPR 1 2004	33,000,533.75	33,000,409.45	124.30	123.36
53362 065_DS SAN MARCO UNIFIED 2010A	1,743,468.53		1,743,468.53	1,722,614.86
53363 065_DS SAN MARCOS UNIFIED 2010B	447,381.64		447,381.64	442,101.22
53364 050_DS SAN DIEGO UNIFIED 2012 REF	19,905.86		19,905.86	19,755.61
53365 067_DS VALLEY CTR PAUMA DS 1993A	10,415,642.05	10,415,642.05		
53367 050_DS SAN DIEGO UNIF PROP S - THE	20,501,106.55		20,501,106.55	20,324,055.55
53368 050_DS SAN DIEGO UNIF PROP Z RESER	0.29		0.29	0.23
53369 065_DS SAN MARCOS UNIFIED 2010C	236,316.95		236,316.95	234,533.27
53371 051_DS VISTA UNIF DS 2002A	168,051,505.35	166,353,715.74	1,697,789.61	1,697,670.28
53372 051_DS VISTA UNIFIED DS 2003B	44,163,804.57	44,156,373.24	7,431.33	7,375.25
53373 051_DS VISTA UNIFIED REF 2004 2005	54,502,143.75	54,502,143.75		
53375 051_DS VISTA UNIFIED 2012 REF	30,689.25		30,689.25	30,457.59
53376 051_DS VISTA UNIFIED 2015 REF	941,865.91		941,865.91	930,797.82
53377 064_DS OCEANSIDE USD PROP G RESERV	1,611.06		1,611.06	1,598.90
53378 064_DS OCEANSIDE USD PROP H RESERV	31,219.95		31,219.95	30,984.30
53379 064_DS OCEANSIDE USD 2008D	496,546.73		496,546.73	490,101.47
53380 064_DS OCEANSIDE UNIFIED 2008C	2,744.28		2,744.28	2,723.56
53381 064_DS OCEANSIDE UNIFIED USD 2012	364.43		364.43	361.68
53382 064_DS OCEANSIDE UNIF 2014 REF BON	987,592.36		987,592.36	980,670.65
53383 064_DS OCEANSIDE UNIF 2015 REF	583,004.48		583,004.48	577,005.61
53384 065_DS SAN MARCOS USD PROP K RESER	172,824.66		172,824.66	167,601.61
53385 189_DS BONSALL UNIFIED 2006	40,101.03		40,101.03	39,798.36
53386 189_DS BONSALL UNIFIED 2007B	118,550.63		118,550.63	117,061.74
53387 189_DS BONSALL UNIFIED 2007C	13,310.55		13,310.55	13,210.08
53388 189_DS BONSALL UNIFIED 2015 REF	289,731.43		289,731.43	288,300.55
53389 065_DS SAN MARCOS USD 2017 REF	2,504,217.89		2,504,217.89	2,482,595.07
53390 065_DS SAN MARCOS USD 2010D	24.73		24.73	24.54
53391 050_DS SAN DIEGO UNIFIED 2008E 201	1,030,178.76		1,030,178.76	1,017,703.36
53392 050_DS SAN DIEGO UNIF 2012 ELEC 20	57,469.85		57,469.85	57,036.08

PERIODIC FINANCIAL STATEMENT - SCHEDULE OF BALANCE SHEET AND CASH TOTALS BY FUND - GL040

Date:08-DEC-2025 12:42:14

COSD

Current Period: NOV-25

Currency: USD

No specific FUND requested

FUND	ASSETS	LIABILITIES	FUND BALANCE	CASH
53394 050_DS SAN DIEGO UNIF 2012 ELEC 20	57.04		57.04	54.09
53397 050_DS SAN DIEGO UNIF 2014 R-3	2,912,857.39		2,912,857.39	2,889,068.69
53398 050_DS SAN DIEGO UNIF 2015 R-4	8,571,346.95		8,571,346.95	8,515,812.00
53399 050_DS SAN DIEGO UNIF 2015 H-1 H-2	54,722.68		54,722.68	43,597.55
53402 050_DS SAN DIEGO UNIF 2012 ELEC 20	2,609,885.42		2,609,885.42	2,597,868.97
53403 050_DS SAN DIEGO UNIF 2012 ELEC 20	677,316.98		677,316.98	674,340.75
53404 050_DS SAN DIEGO UNIF 2008 ELEC 20	327.84		327.84	325.83
53405 050_DS SAN DIEGO USD 2016 REF SR-1	1,836,688.44		1,836,688.44	1,825,672.88
53406 050_DS SAN DIEGO USD 2016 REF R-5	4,205,289.38		4,205,289.38	4,189,862.38
53408 050_DS SAN DIEGO USD 2008 ELEC 201	2,603,387.86		2,603,387.86	2,587,921.37
53409 050_DS SDUSD 2012 2017 H-1 H-2 PRO	0.08		0.08	0.06
53410 050_DS SDUSD 2012 2017I PROP Z	3,422,587.92		3,422,587.92	3,410,831.66
53411 050_DS SDUSD 2012 2017J PROP Z	1,159,860.64		1,159,860.64	1,155,188.59
53413 050_DS SDUSD 2008 2017 K-2 PROP S	13,863.16		13,863.16	13,758.60
53414 050_DS SDUSD 2009 2008B QSCB SET-A	3.32		3.32	2.64
53415 050_DS SDUSD 2010 2008D1D2 QSCB SE	15,418,618.53		15,418,618.53	15,301,925.54
53416 050_DS SDUSD 2019 2018A MEASYY	0.33		0.33	0.26
53417 050_DS SDUSD 2019 2018B MEASYY	374,854.37		374,854.37	373,435.92
53418 050_DS SDUSD 2012 2019K PROP Z	0.12		0.12	0.10
53419 050_DS SDUSD 2012 2019L PROP Z	1,248,046.39		1,248,046.39	1,243,111.41
53420 050_DS SDUSD 2019 2018C MEASYY	869,958.74		869,958.74	866,796.03
53421 065_DS SAN MARCOS USD 2020 REF	1,395,192.99		1,395,192.99	1,380,356.31
53422 050_DS SDUSD MEASYY TAX RT RESERVE	20,479,009.83		20,479,009.83	20,321,752.28
53423 050_DS SAN DIEGO USD 2021N	730,263.37		730,263.37	724,017.69
53424 050_DS SAN DIEGO USD 2021E	1,286,653.29		1,286,653.29	1,276,998.64
53425 189_DS BONSALL UNIFIED 2018 REF	64,399.03		64,399.03	63,619.61
53426 050_DS SDUSD MEAS YY 2020 D	2,273,225.76		2,273,225.76	2,268,515.29
53427 050_DS SDUSD PROP S 2021 L	704,008.91		704,008.91	701,549.13
53428 050_DS SDUSD PROP Z 2020 M	1,384,409.32		1,384,409.32	1,381,117.17
53429 050_DS SAN DIEGO USD 2021 ZR-1	2,372,566.46		2,372,566.46	2,363,565.28
53430 048_DS MT EMP 2018 2019 MEASJJ	63,107.43		63,107.43	62,545.03
53431 048_DS MT EMPIRE USD 2021B	161,401.94		161,401.94	160,690.04
53432 050_DS SAN DIEGO USD 2022F	12,957,209.06		12,957,209.06	12,916,525.77
53433 050_DS SAN DIEGO USD 2022M	2,117,961.93		2,117,961.93	2,112,485.01
53434 050_DS SAN DIEGO USD 2022O	9,078,036.89		9,078,036.89	9,038,005.49
53435 051_DS VISTA USD 2019A MEASLL	297,450.27		297,450.27	294,602.52
53436 051_DS VISTA UNIFIED 2021 REF	2,514,472.46		2,514,472.46	2,473,970.44
53437 051_DS VISTA USD 2022B	1,404,581.90		1,404,581.90	1,391,448.42
53438 048_DS MT EMPIRE USD 2022C	23,118.82		23,118.82	22,517.34
53440 063_DS CARLSBAD 2019A MEAS HH	744,740.46		744,740.46	738,790.78
53441 063_DS CARLSBAD USD 2021B	1,026,004.17		1,026,004.17	1,020,498.88
53442 063_DS CARLSBAD UNIFIED 2025C	2,715,191.28		2,715,191.28	2,693,045.85

PERIODIC FINANCIAL STATEMENT - SCHEDULE OF BALANCE SHEET AND CASH TOTALS BY FUND - GL040

Date:08-DEC-2025 12:42:14

COSD

Current Period: NOV-25

Currency: USD

No specific FUND requested

FUND	ASSETS	LIABILITIES	FUND BALANCE	CASH
53445 064_DS OCEANSIDE 2008E PROP H	201,656.69		201,656.69	199,824.69
53446 064_DS OCEANSIDE PROP H 2008 F	488,437.44		488,437.44	482,034.54
53447 064_DS OCEANSIDE 2020REF PROP G	209,451.73		209,451.73	206,611.65
53448 064_DS OCEANSIDE 2020REF PROP H	2,294.53		2,294.53	2,277.21
53449 064_DS OCEANSIDE USD 2020A	276,676.37		276,676.37	273,492.26
53450 062_DS_BORREGO 2018A MEAS GG	139,446.45		139,446.45	138,424.32
53451 064_DS OCEANSIDE USD 2021 REF	277,604.38		277,604.38	273,769.30
53452 064_DS OCEANSIDE USD 2022 REF	66,333.15		66,333.15	65,727.27
53453 064_DS OCEANSIDE USD 2008G	123,008.85		123,008.85	121,670.83
53454 064_DS OCEANSIDE USD 2020B	1,244,641.31		1,244,641.31	1,230,154.07
53455 009_DS CHULA VISTA ESD 2021 REF	294,194.45		294,194.45	289,411.87
53456 009_DS CHULA VISTA ESD 2018A	991,639.67		991,639.67	979,560.17
53457 009_DS CHULA VISTA ESD 2020B	3,495,319.13		3,495,319.13	3,453,191.54
53458 047_DS CORONADO USD 2022 REF	475,668.53		475,668.53	470,434.41
53459 009_DS CHULA VISTA ESD 2023 REF	473,787.24		473,787.24	468,400.80
53468 065_DS SAN MARCOS USD 2025 REF	2,714,792.66		2,714,792.66	2,701,911.15
53467 065_DS SAN MARCOS USD 2024A	8,082,776.52		8,082,776.52	8,029,640.15
53500 050_DS SDUSD 2023 ZR-2	1,424,296.28		1,424,296.28	1,418,904.79
53501 050_DS SDUSD 2023 ZR-3	475,451.72		475,451.72	473,416.98
53502 050_DS SDUSD 2023 ZR-4A	256,418.45		256,418.45	255,434.69
53503 050_DS SDUSD 2023 ZR-4B	1,433,610.26		1,433,610.26	1,427,977.13
53504 050_DS SDUSD MEAS U 2023A	4,791,820.84		4,791,820.84	4,776,457.97
53505 050_DS SDUSD MEAS YY 2023G	7,912,109.05		7,912,109.05	7,869,565.54
53506 050_DS SDUSD PROP S 2023N	1,953,529.26		1,953,529.26	1,948,639.79
53507 050_DS SDUSD 2023 SR-3A	329,988.90		329,988.90	328,325.18
53508 050_DS SDUSD 2023 R-6	1,079,770.20		1,079,770.20	1,075,238.00
53509 050_DS SDUSD 2024 REF SR-4A	426,170.07		426,170.07	424,357.37
53510 050_DS SDUSD 2024 REF ZR-5A	1,413,636.78		1,413,636.78	1,406,485.71
53511 050_DS SDUSD 2024 REF R-7A	326,977.16		326,977.16	324,784.54
53512 050_DS SDUSD 2025 REF SR-4C	81,052.80		81,052.80	80,796.18
53513 050_DS SDUSD 2025 REF ZR-5C	265,409.31		265,409.31	264,778.36
53514 050_DS SDUSD MEAS U TAX RATE RES	13,694,347.94		13,694,347.94	13,598,207.75
53515 050_DS SDUSD PROP S 2024O	3,289,798.51		3,289,798.51	3,261,979.20
53516 050_DS SDUSD MEAS YY 2024H	5,315,900.89		5,315,900.89	5,276,319.89
53517 050_DS SDUSD MEAS U 2024B	12,738,130.76		12,738,130.76	12,641,597.25
53518 050_DS SDUSD 2025 REF R-8A	3,896,300.58		3,896,300.58	3,892,577.48
53519 050_DS SDUSD 2025 REF R-8B	446,173.24		446,173.24	443,488.87
53520 050_DS SDUSD 2025 REF SR-5A	154,496.43		154,496.43	154,494.20
53521 050_DS SDUSD 2025 REF SR-5B	286,287.26		286,287.26	286,283.08
53522 050_DS SDUSD 2025 REF ZR-6A	2,636,101.57		2,636,101.57	2,618,736.05
53523 050_DS SDUSD 2025 REF ZR-6B	149,897.51		149,897.51	149,051.91
53524 050_DS SDUSD 2025P PROP S	12,047,259.18		12,047,259.18	12,047,259.09

PERIODIC FINANCIAL STATEMENT - SCHEDULE OF BALANCE SHEET AND CASH TOTALS BY FUND - GL040

Date:08-DEC-2025 12:42:14

COSD

Current Period: NOV-25

Currency: USD

No specific FUND requested

FUND	ASSETS	LIABILITIES	FUND BALANCE	CASH
53525 050_DS SDUSD 2025I MEAS YY	20,754,572.00		20,754,572.00	20,754,571.76
53526 050_DS SDUSD 2025C MEAS U	22,777,969.00		22,777,969.00	22,777,968.88
53600 064_DS OCEANSIDE USD 2023 REF	94,166.44		94,166.44	92,933.84
53601 064_DS OCEANSIDE USD 2024A REF	658,339.23		658,339.23	647,675.66
53602 064_DS OCEANSIDE USD 2024B REF	219,155.78		219,155.78	216,321.71
53603 064_DS OCEANSIDE USD 2025A REF	163,747.28		163,747.28	163,083.46
53604 064_DS OCEANSIDE USD 2025B REF	132,400.84		132,400.84	132,234.23
53605 064_DS OCEANSIDE USD 2020C	4,078,886.83		4,078,886.83	4,050,038.36
53970 189_01 BONSALL UNIFIED GENERAL	3,941,402.08		3,941,402.08	3,882,231.11
53971 189_02 BONSALL UNIF SP RES CAP PRO	48,952.93		48,952.93	48,329.90
53972 189_04 BONSALL UNIFIED CAFETERIA	683,942.12		683,942.12	676,452.70
53980 189_17 BONSALL UNIFIED OPEB	5,768.14		5,768.14	5,724.61
53981 189_19 BONSALL UNIFIED CAP FAC / S	5,543,955.07		5,543,955.07	5,499,776.12
53983 189_22 BONSALL UNIFIED ENTERPRISE	16,909.93		16,909.93	16,459.07
53988 189_39_CHTR BONSALL UNIF VIVIAN BA	14,092.55		14,092.55	13,505.11
53991 189_46 BONSALL USD CNTY SCH FAC	4,607,018.24		4,607,018.24	4,572,245.30
53992 189_20 BONSALL USD FOUNDATION PRIV	1,388.73		1,388.73	1,383.98
53993 201_62_CHTR BONSALL UNIF PATHWAYS	1,537.44		1,537.44	1,525.83
53994 189_58 BONSALL USD CAP PROJ CFD	678,510.32		678,510.32	673,307.13
54000 062_01 BORREGO SPRINGS UNIF GEN	3,834,134.26		3,834,134.26	3,820,748.27
54003 062_02 BORRGO SPR SP RES CAP OUT	929,753.58		929,753.58	922,735.72
54006 062_04 BORREGO SPRNG UNF CAFETER	386,503.93		386,503.93	383,311.54
54009 062_06 BORREGO SPR UNF CHILD DEV	318,369.60		318,369.60	316,335.61
54018 062_18 BORREGO SPRG CAP FAC ACCT	232,176.59		232,176.59	230,514.73
54019 062_31 BORREGO SP BLDG PROP GG	530,227.36		530,227.36	526,225.16
54020 062_32 BORREGO SPRINGS FNDTN S R	30.27		30.27	30.04
54022 062_57 BORREGO SPRINGS FNDTN PERM	352,061.11		352,061.11	349,390.22
54023 062_22 BORREGO SPR OTH ENTERPRISE	0.69		0.69	0.68
54030 062_42 BORREGO SPR SP RES OTHER	1,667,494.97		1,667,494.97	1,653,300.35
54031 206_62_CHTR BORREGO SPR WORKFORCE	4,391,040.68		4,391,040.68	4,379,581.00
54036 047_01 CORONADO UNIFIED GENERAL	876,246.72		876,246.72	859,296.88
54039 047_02 CORONADO SP RES CAP OUT	1,901,740.74		1,901,740.74	1,854,234.15
54042 047_04 CORONADO UNIFIED CAFETERIA	1,127,796.73		1,127,796.73	1,116,184.26
54045 047_06 CORONADO CHILD DEVELOP	438,770.82		438,770.82	434,065.05
54051 047_12 CORONADO UNIF DEF MAINT	234,113.66		234,113.66	232,346.62
54054 047_18 CORONADO UNF CAP FAC ACCT	346,586.94		346,586.94	343,990.39
54056 047_58 CORONADO CAP PROJ BCU	4,357,464.60		4,357,464.60	4,338,128.58
54058 047_57 CORONADO FOUNDATION PERM FU	567,530.45		567,530.45	563,212.48
54061 047_22 CORONADO UNIF OTHER ENT	94,282.70		94,282.70	93,738.27
54062 047_32 CORONADO UNF FOUNDATION SP	5,463.95		5,463.95	5,139.51
54063 047_40 CORONADO UNIF ADULT ED	208,725.48		208,725.48	207,485.36
54064 047_42 CORONADO SPEC RES OTH C O	1,463,095.60		1,463,095.60	1,452,052.42

PERIODIC FINANCIAL STATEMENT - SCHEDULE OF BALANCE SHEET AND CASH TOTALS BY FUND - GL040

Date:08-DEC-2025 12:42:14

COSD

Current Period: NOV-25

Currency: USD

No specific FUND requested

FUND	ASSETS	LIABILITIES	FUND BALANCE	CASH
54069 063_01 CARLSBAD UNIFIED GENERAL	3,655,000.47		3,655,000.47	3,495,394.18
54075 063_04 CARLSBAD UNIF CAFETERIA	5,190,766.04		5,190,766.04	5,142,678.61
54079 063_06 CARLSBAD CHILD DEVELOPMENT	278,753.96		278,753.96	276,650.33
54080 063_08 CARLSBAD UNF ASB SP REV	307,617.21		307,617.21	305,295.37
54084 063_10 CARLSBAD BUILDING	78,344,716.29		78,344,716.29	77,642,456.69
54090 063_16 CARLSBAD UNF HLTH SLF INS	2,423,067.74		2,423,067.74	2,404,953.16
54096 063_19 CARLSBAD CAP FAC AB2068	6,834,869.99		6,834,869.99	6,766,577.47
54114 063_46 CARLSBAD UNIF SCH FAC FD	8,665.81		8,665.81	8,600.40
54116 063_59 CARLSBAD CAP PROJ BLEND COM	932.62		932.62	925.58
54119 063_97 CARLSBAD UNIFIED CFD #5	1,502,592.95		1,502,592.95	1,485,508.18
54120 048_01 MT EMPIRE UNIFIED GEN	1,142,192.63		1,142,192.63	1,110,119.22
54126 048_04 MT EMPIRE CAFETERIA FD	204,135.34		204,135.34	202,588.61
54129 048_06 MT EMPIRE CHILD DEVELOPMT	128,835.54		128,835.54	128,569.13
54132 048_10 MT EMPIRE BUILDING	284.60		284.60	282.45
54139 218_62_CHTR MT EMP ELITE ACADEMIC	2,297,777.32		2,297,777.32	2,292,670.43
54140 214_62_CHTR MT EMPIRE SD VIRTUAL	5,067,024.81		5,067,024.81	5,031,160.55
54141 048_19 MT EMPIRE CAP FAC AB2068	548,852.32		548,852.32	542,378.06
54142 234_62_CHTR MEUSD JCS-PINE VLY	494,659.17		494,659.17	492,662.83
54149 245_62_CHTR MOTIVATED YOUTH ACADMY	690,305.50		690,305.50	688,455.94
54154 185_95 MT EMPIRE ENT CHRT FOR ACAD	2,634,844.67		2,634,844.67	2,606,729.06
54156 048_40 MT EMPIRE UNIF ADULT ED	644.08		644.08	557.62
54159 048_42 MT EMPIRE SPEC RES OTHER	34,909.76		34,909.76	34,646.27
54163 048_46 MT EMPIRE CO SCH FACILITY	4,449,677.01		4,449,677.01	4,415,135.20
54164 048_80 MTN EMPIRE SPEC RES FD FOR	198,548.55		198,548.55	197,049.94
54165 064_01 OCEANSIDE UNIFIED GENERAL	80,964,532.51		80,964,532.51	80,229,918.74
54168 064_02 OCEANSIDE SP RES-CAP OUT	229,615.14		229,615.14	208,250.67
54171 064_04 OCEANSIDE CAFETERIA	10,976,673.46		10,976,673.46	10,875,689.20
54174 064_06 OCEANSIDE UNIFIED	1,332,655.13		1,332,655.13	1,322,590.62
54177 064_10 OCEANSIDE UNIFIED BLDG FD	14,598,895.03		14,598,895.03	14,451,063.50
54183 064_16 OCDE UNF HEALTH SELF INS	7,087,787.97		7,087,787.97	7,034,315.45
54186 064_19 OCEANSIDE CAP FAC AB2068	31,348,777.59		31,348,777.59	31,097,003.04
54188 064_31 OCEANSIDE BLDG PROP 39	119,418,854.49		119,418,854.49	118,504,028.96
54198 064_46 OCEANSIDE UNIF ST SCH FAC	7,372,034.35		7,372,034.35	7,316,391.73
54207 061_01 POWAY UNIFIED GENERAL	55,948,747.21		55,948,747.21	55,241,363.95
54210 061_02 POWAY SP RES CAP OUT	915,344.10		915,344.10	848,322.28
54213 061_04 POWAY UNIF CAFETERIA FD	21,670,453.41		21,670,453.41	21,499,052.32
54219 061_07 POWAY CHILD DEV PRESCHOOL	1,427,347.01		1,427,347.01	1,418,316.80
54221 061_08 POWAY UNIF ASB SP REV FD	116,267.96		116,267.96	115,339.20
54225 061_12 POWAY UNIFIED DEF MAINT	9,247,280.86		9,247,280.86	9,187,408.91
54228 061_15 POWAY SELF INS	4,226,602.49		4,226,602.49	4,174,486.52
54231 061_16 POWAY HEALTH SELF INS	1,112,985.42		1,112,985.42	1,094,342.16
54232 061_17 POWAY UNIFIED OPEB	2,437,583.68		2,437,583.68	2,432,515.81

PERIODIC FINANCIAL STATEMENT - SCHEDULE OF BALANCE SHEET AND CASH TOTALS BY FUND - GL040

Date:08-DEC-2025 12:42:14

COSD

Current Period: NOV-25

Currency: USD

No specific FUND requested

FUND	ASSETS	LIABILITIES	FUND BALANCE	CASH
54237 061_19 POWAY CAP FAC AB2068	13,013,379.28		13,013,379.28	12,900,977.82
54238 061_20 POWAY UNIF PRIVATE PURPOSE	377,970.69		377,970.69	375,117.84
54240 061_22 POWAY UNIF ENTERPRISE	15,549,820.06		15,549,820.06	15,423,432.22
54243 061_30 POWAY DEDUCTIBLE INS LOSS	948,038.78		948,038.78	945,968.52
54246 061_40 POWAY UNIF ADULT EDUCATON	750,577.99		750,577.99	744,931.29
54252 061_42 POWAY SPECIAL RES OTHR	1,474,885.82		1,474,885.82	1,474,885.82
54264 049_01 RAMONA UNIFIED GENERAL	14,599,033.90		14,599,033.90	14,443,978.65
54267 049_02 RAMONA SP RES CAP OUT	513,660.51		513,660.51	511,670.44
54270 049_04 RAMONA UNIF CAFETERIA	3,012,753.46		3,012,753.46	2,983,547.74
54276 049_16 RAMONA HEALTH SELF INS	180,632.47		180,632.47	179,269.09
54282 049_19 RAMONA CAP FAC AB2068	1,405,853.08		1,405,853.08	1,396,821.29
54285 049_40 RAMONA UNIF ADULT ED	59,830.67		59,830.67	59,421.37
54288 049_42 RAMONA SPEC RES OTHER	1,841,852.17		1,841,852.17	1,827,950.21
54297 050_01 SAN DIEGO UNIFIED GENERAL	200,295,342.18		200,295,342.18	197,886,830.69
54303 050_03 SAN DIEGO UNIF REVOLVING	1,249,580.20		1,249,580.20	1,249,580.20
54306 050_04 SAN DIEGO UNIF CAFETERIA	81,232,279.24		81,232,279.24	80,546,454.64
54309 050_06 SAN DIEGO UNIF CHLD CNTR	6,388.61		6,388.61	6,340.39
54311 050_09 SDUSD PROP S BLDG FD 2012	353,381,097.68		353,381,097.68	351,305,747.71
54314 050_13 SDUSD PROP Z BLDG FD	57,022,536.86		57,022,536.86	56,455,322.53
54316 050_07 SDUSD MEASURE YY BLDG	672,647,563.95		672,647,563.95	668,203,159.42
54317 050_21 SDUSD MEASURE U BLDG	713,565,426.18		713,565,426.18	709,941,058.68
54318 050_15 SELF INSD WORKMENS COMP	126,684,697.83		126,684,697.83	125,382,351.03
54320 050_14 SDUSD HLTH WLFR SELF INS DE	1,490,578.65		1,490,578.65	1,481,876.34
54322 050_17 SDUSD SELF INSURED VISION C	1,493,866.20		1,493,866.20	1,482,660.42
54345 050_32 SD UNIF LIABILITY INSUR	8,523,886.91		8,523,886.91	8,432,917.57
54348 050_33 SD UNIF PROPERTY INSUR	2,327,505.01		2,327,505.01	2,302,345.00
54351 050_34 SD UNF PROPERTY MGT	19,737,615.12		19,737,615.12	19,587,738.95
54354 050_40 SAN DIEGO UNIF ADULT ED	1,373,057.84		1,373,057.84	1,366,439.84
54356 050_44 SAN DIEGO UNIF TRANS REPAYM	144,454.62		144,454.62	125,552.82
54360 050_46 SD UNIF SCH FACILITIES FD	44,034,586.39		44,034,586.39	43,702,167.24
54361 050_41 SDUSD PROP S SCH FAC FD	29,832.11		29,832.11	29,547.64
54362 050_51 SDUSD PROP Z SCH FAC FD	742,680.54		742,680.54	736,986.78
54363 050_52 SD UNIF CAP FAC AB1600	41,043,396.70		41,043,396.70	40,825,624.47
54364 050_53 SDUSD MEAS YY SCH FAC	42,264,875.18		42,264,875.18	41,831,372.49
54366 050_60 SD UNF RET MED BENEFT MGT	2,836,419.88		2,836,419.88	2,817,544.86
54368 050_56 SD UNF RET MED BENFT CONF	7,757.71		7,757.71	7,689.91
54372 050_62 SD UNF RET MED BENFT CSEA	552,652.31		552,652.31	548,947.96
54375 050_63 SD UNF RET MED BENFT TECH	1,681,467.24		1,681,467.24	1,669,813.25
54377 050_76 SD UNF RT MD BNFT NONREPMG	35,818.65		35,818.65	35,494.90
54381 050_65 SD UNF RT MD BNFT PARAPRO	1,360,062.53		1,360,062.53	1,350,635.69
54387 050_67 SD REDEV AGY CAPITAL FAC	74,170,532.90		74,170,532.90	73,564,125.52
54393 050_70 SD UNF ST INSTRUCT MATRL	1,401,878.99		1,401,878.99	1,401,878.99

PERIODIC FINANCIAL STATEMENT - SCHEDULE OF BALANCE SHEET AND CASH TOTALS BY FUND - GL040

Date:08-DEC-2025 12:42:14

COSD

Current Period: NOV-25

Currency: USD

No specific FUND requested

FUND	ASSETS	LIABILITIES	FUND BALANCE	CASH
54396 050_72 SD UNIF BALBOA STADIUM	425,611.89		425,611.89	422,334.76
54399 050_74 STATE PRESCHOOL	15,638,342.76		15,638,342.76	15,558,074.08
54408 065_01 SAN MARCOS UNIFIED GEN	70,623,954.29		70,623,954.29	69,980,092.60
54409 065_02 SAN MARCOS SPRES CAP PROJ	60,266,250.55		60,266,250.55	60,186,197.68
54411 065_04 SAN MARCOS UNIF CAFETERIA	18,812,538.82		18,812,538.82	18,651,030.54
54415 065_07 SAN MARCOS CAP PROJ CFD7	24.99		24.99	24.92
54416 065_08 SAN MARCOS CAP PROJ CFD8	5.37		5.37	5.17
54418 065_09 SAN MARCOS CAP PROJ CFD9	4.91		4.91	4.87
54419 065_64 SAN MARCOS CAP PROJ CFD10	6,737.71		6,737.71	6,686.85
54420 065_10 SAN MARCOS UNIF BLDG	0.94		0.94	
54421 065_65 SAN MARCOS CAP PROJ CFD11	1.56		1.56	1.55
54422 065_66 SAN MARCOS CAP PROJ CFD12	1,744,051.10		1,744,051.10	1,741,273.06
54423 065_12 SAN MARCOS UNIF DEF MAINT	68.73		68.73	
54425 065_69 SAN MARCOS CAP PROJ CFD14	18,188.38		18,188.38	18,050.93
54427 065_31 SAN MARCOS BLDG MEAS JJ (PR	130,850,620.94		130,850,620.94	129,748,531.14
54428 065_23 SAN MARCOS PUPIL TRANS EQP	8,012,372.95		8,012,372.95	7,993,902.56
54429 065_19 SAN MARCOS CAP FAC AB2068	11,388,172.96		11,388,172.96	11,299,178.03
54430 065_22 SAN MARCOS USD OTH ENTERPRI	2,207,041.95		2,207,041.95	2,187,697.43
54433 065_57 SAN MARCOS FOUNDATION PERMA	44,851.99		44,851.99	44,513.45
54434 226_62_CHTR SMUSD PIVOT SD II	937,791.48		937,791.48	929,527.90
54435 065_30 SAN MARCOS DEDCT INS LOSS	1,715,513.92		1,715,513.92	1,708,779.72
54436 065_70 SAN MARCOS CAP PROJ CFD15	530,733.68		530,733.68	530,172.26
54437 065_71 SAN MARCOS CAP PROJ CFD16	1,776.41		1,776.41	1,761.90
54438 065_38 SAN MARCOS UNIF CAP REDV	375,036.70		375,036.70	
54439 065_72 SAN MARCOS CAP PROJ CFD17	18,131.58		18,131.58	18,070.15
54440 065_74 SAN MARCOS CAP PROJ CFD18	8,993.82		8,993.82	8,982.50
54441 065_40 SAN MARCOS UNIF ADULT ED	39,294.62		39,294.62	39,171.10
54448 065_75 SAN MARCOS CAP PROJ CFD19	7,355.91		7,355.91	7,300.39
54449 065_78 SAN MARCOS CAP PROJ CFD20	10,249.42		10,249.42	10,029.77
54450 065_46 SAN MARCOS UNIF ST CAPFAC	7,764,689.70		7,764,689.70	7,668,441.41
54453 067_01 VALLEY CENTER PAUMA UNIF	40,250,310.93		40,250,310.93	39,939,722.84
54459 067_04 VALLEY CENTER CAFETERIA	1,479,361.49		1,479,361.49	1,465,065.73
54468 067_19 VALLEY CENTER CAP FAC	7,865,363.92		7,865,363.92	7,806,113.83
54469 067_22 VALLEY CENTER-PAUMA ENTERPR	137,514.07		137,514.07	136,475.89
54483 051_01 VISTA UNIFIED GENERAL	69,341,636.27		69,341,636.27	68,716,475.11
54486 051_02 VISTA SP RES CAP OUT	19,167,782.98		19,167,782.98	19,045,016.18
54489 051_04 VISTA UNIF CAFETERIA	10,569,271.68		10,569,271.68	10,484,259.56
54494 051_10 VISTA UNIFIIED BUILDING	0.01		0.01	
54496 051_16 VISTA UNI SELF INSURANCE	2,033,931.45		2,033,931.45	2,025,222.91
54498 051_18 VISTA CAP FAC ACCT	16,148,029.75		16,148,029.75	16,027,915.54
54499 051_22 VISTA UNIF ENTERPRISE	6,238,471.50		6,238,471.50	6,196,531.24
54505 051_31 VISTA UNIF BLDG PROP 39	32,752,154.40		32,752,154.40	32,393,219.76

PERIODIC FINANCIAL STATEMENT - SCHEDULE OF BALANCE SHEET AND CASH TOTALS BY FUND - GL040

Date:08-DEC-2025 12:42:14

COSD

Current Period: NOV-25

Currency: USD

No specific FUND requested

FUND	ASSETS	LIABILITIES	FUND BALANCE	CASH
54510 051_40 VISTA UNIF ADULT EDUCATON	2,407,506.33		2,407,506.33	2,385,176.53
54516 051_46 VISTA UNIFIED ST SCH FAC	88.02		88.02	
54517 051_46 VISTA UNIFIED CHARTER SCHOO	1,252,958.02		1,252,958.02	1,244,122.45
54518 184_62_CHTR VISTA UN BELLA MENTE M	6,808,574.21		6,808,574.21	6,753,753.22
54519 066_01 WARNER UNIFIED GENERAL	3,168,705.99		3,168,705.99	3,139,555.84
54525 066_04 WARNER UNIFIED CAFETERIA	39,298.05		39,298.05	39,062.25
54528 066_06 WARNER CHILD DEVELOPMENT	247,010.02		247,010.02	245,113.28
54540 066_18 WARNER UNF CAP FACILITIES	638.28		638.28	372.02
54544 066_31 WARNER UNF BLDG MEAS TT PRO	2,301,318.31		2,301,318.31	2,301,318.31
54546 066_42 WARNER UNF SPEC RES OTHER	179,271.13		179,271.13	177,918.03
54550 203_62_CHTR WARNER CA PACIFIC CHAR	479,548.11		479,548.11	471,829.27
54551 238_62_CHTR WARNER SD MISSION	795,177.37		795,177.37	793,344.50
54552 240_62_CHTR WARNER SAGE OAK SO	8,816,661.66		8,816,661.66	8,683,350.42
54553 241_62_CHTR WARNER EXCEL ACAD	3,583,628.66		3,583,628.66	3,567,073.39
54554 242_62_CHTR WARNER PTHWYS ADLT	764,660.85		764,660.85	762,575.97
54600 NOTE PARTICIPANT REPY ACCT WITH WE	5,121.18		5,121.18	
54724 099_01 CO SCHOOL SERV FUND UNRES	183,780,327.79		183,780,327.79	181,813,092.39
54727 099_02 DEFERRED MAINTENANCE	7,110,294.78		7,110,294.78	7,045,953.38
54730 099_03 JPA PROPERTY AND LIABILITY	70,562,662.49		70,562,662.49	70,108,866.29
54733 099_04 CAPITAL OUTLAY FUND	6,866,154.30		6,866,154.30	6,866,154.30
54736 099_06 SPECIAL RESERVE FUND	65,339,436.09		65,339,436.09	64,906,966.74
54741 099_10 SPECIAL EDUCATION PASS THRO	2,703,921.35		2,703,921.35	2,703,921.35
54742 099_12 TRAINABL MENTLLY RTRD MNR	3,255,457.54		3,255,457.54	3,255,457.54
54745 099_13 PHYSICALLY HNDICP MINORS	4,829,194.50		4,829,194.50	4,829,194.50
54748 099_14 EDUCABLE MENTLLY RTRD MNR	301,499.59		301,499.59	301,499.59
54751 099_15 CHILDRENS INST TUITION	5,802,832.62		5,802,832.62	5,802,832.62
54754 099_16 REGIONAL OCCUPATIONAL CTR	17,421,049.80		17,421,049.80	17,421,049.80
54757 099_17 TRANBL MENTLY RTRD MNR HS	3,147,503.11		3,147,503.11	3,147,503.11
54758 099_17 SELF-INS OTH POSTEMP BENFT	38,427,336.36		38,427,336.36	38,138,235.87
54760 099_18 PHYS HNDICP MINORS HS	4,478,788.92		4,478,788.92	4,478,788.92
54763 099_19 CHULA VISTA PROJECT	83,673.15		83,673.15	83,673.15
54766 099_20 VISTA UNIFIED PROJECT	301,116.64		301,116.64	299,345.15
54769 099_21 OCEANSIDE UNIFIED PROJECT	87,924.18		87,924.18	87,408.93
54772 099_22 CHULA VISTA PROJECT 2	117,691.84		117,691.84	117,001.97
54775 099_23 AUTISTIC PUPLS MINOR ELEM	144,924.17		144,924.17	144,924.17
54778 099_24 CARLSBAD PROJECT	201,898.87		201,898.87	200,711.12
54779 099_26 CHILD DEVELOPMENT FUND CSS	4,208,163.53		4,208,163.53	4,189,088.07
54781 099_28 AUTISTIC PUPLS MINOR HIGH	139,279.14		139,279.14	139,279.14
54784 099_31 WORKERS COMP SELF INS FD	91,245,807.48		91,245,807.48	90,559,488.28
54790 099_33 DEVLPMNT CNTR HNDICP ELEM	700,524.07		700,524.07	700,524.07
54793 099_34 FBC HEALTH AND WELFARE	24,882,005.47		24,882,005.47	24,700,178.00
54796 099_35 FBC VISION	4,376,452.77		4,376,452.77	4,342,438.57

PERIODIC FINANCIAL STATEMENT - SCHEDULE OF BALANCE SHEET AND CASH TOTALS BY FUND - GL040

Date:08-DEC-2025 12:42:14

COSD

Current Period: NOV-25

Currency: USD

No specific FUND requested

FUND	ASSETS	LIABILITIES	FUND BALANCE	CASH
54802 099_37 FBC DENTAL FUND	28,676,724.49		28,676,724.49	28,453,492.83
54805 099_38 DEVLPMNT CENTER HNDICP HI	696,949.13		696,949.13	696,949.13
54808 099_39 RETIRED SCH EMP HLTH BNFT	45,348.87		45,348.87	45,002.22
54812 099_46 SCREC SCHOOL FACILITIES	37,825.93		37,825.93	37,540.43
54814 099_59 FBC VOLUNTARY BENEFITS FD	517,069.46		517,069.46	514,995.59
54826 099_72 SPEC RES REDEVELOPMENT	59,822,504.79		59,822,504.79	59,368,849.26
54829 099_74 MISC SELF INSD PROPY PROG	0.47		0.47	
54836 099_80 SPEC RES POST EMPL BENEFIT	1,229,306.21		1,229,306.21	1,220,028.35
54841 099_83 FBC LIFE INSURANCE FUND	718,813.58		718,813.58	713,357.31
54847 099_89 FBC LONG TERM CARE FUND	33,242.22		33,242.22	32,878.54
54850 090_00 SCH PYRL REVOLV NET CHECK	21,314.09		21,314.09	21,314.09
54853 090_01 SCH PYRL REVOLV VENDOR	139,910.09		139,910.09	139,910.09
54862 090_33 SCHL EMP SOC SEC OASDI	15,591.37		15,591.37	15,591.37
54865 090_34 SCH EMP MEDICARE OASDI	14,365.36		14,365.36	14,365.36
54868 090_01 10 12 PAY TRUST FUND	5,516,908.57		5,516,908.57	5,516,908.57
54869 090_03 DAS 11 12 PAY TRUST FUND	3,774,888.89		3,774,888.89	3,774,888.89
54870 090_00 SUPPLEMENTAL REV AUGMENTATI	166,266.51		166,266.51	165,011.56
54871 090_02 STRS DEFINED BENEFIT PLAN	21,957,508.98		21,957,508.98	21,957,508.98
54874 090_03 PUBLIC EMPLOYEES RET TRF	6,606,847.54		6,606,847.54	6,606,847.54
54877 090_04 STRS CASH BAL PLAN	18,681.67		18,681.67	18,681.67
54880 099_00 FOREST RESERVE SCHL FUND	845.45		845.45	842.68
54900 070_18 NCW CAP FAC/MITIGA-FEES	272,663.32		272,663.32	270,605.30
54902 070_76 NCW SUBORDINATE SPECIAL TAX	7,688.40		7,688.40	7,628.38
54904 070_78 NORTH CITY WEST CONSTR 1	1,908,122.14		1,908,122.14	1,878,721.91
54907 070_79 NO CITY WEST SCH FAC	496,294.89		496,294.89	492,601.95
54908 070_83 NCW DEL MAR SITE FUND	92,091.35		92,091.35	91,396.26
54909 070_84 NCW DEL MAR CONSTRUCTION	5.42		5.42	5.38
54911 070_77 NCW CFD NO 1 SPECIAL TAX	38,728.78		38,728.78	38,436.46
54914 070_NCW CFD NO 3	11,946.36		11,946.36	11,856.19
54915 070_NCW ONE PASEO	21,783.36		21,783.36	21,618.94
54955 057_01_CFD CARLSBAD UNIFIED CFD 3	5,817,285.13		5,817,285.13	5,758,698.95
54958 057_02_CFD CARLSBAD UNIFIED CFD 4	941,613.93		941,613.93	934,603.69
54961 068_01 SAN MARCOS COMM FA 3	705,690.51		705,690.51	701,288.14
54964 068_04_CFD SAN MARCOS CFD 4	108.37		108.37	107.68
54967 068_05_CFD SAN MARCOS CFD 5	9,000.96		9,000.96	9,000.49
54970 068_06_CFD SAN MARCOS CFD 6	182,682.02		182,682.02	181,227.29
54976 011_01_CFD DEL MAR CFD 95 1 GEN	8,762,410.12		8,762,410.12	8,696,371.39
54977 011_02_CFD DEL MAR CFD 99 1 GEN	9,348,549.60		9,348,549.60	9,276,415.34
54980 034_01_CFD SOLANA BEACH SCHOOL CFD	629,610.49		629,610.49	626,588.05
54981 034_02_CFD SOLANA BEACH CFD 00 1	1,261,940.35		1,261,940.35	1,252,356.13
54982 046_01_CFD SWEETWATER CFD 8	66,159.75		66,159.75	65,641.20
54983 034_03_CFD SOLANA BEACH CFD 04-1	3,899,579.02		3,899,579.02	3,862,779.25

PERIODIC FINANCIAL STATEMENT - SCHEDULE OF BALANCE SHEET AND CASH TOTALS BY FUND - GL040

Date:08-DEC-2025 12:42:14

COSD

Current Period: NOV-25

Currency: USD

No specific FUND requested

FUND	ASSETS	LIABILITIES	FUND BALANCE	CASH
54985 046_02_CFD SWEETWATER CFD 9	14,648,371.32		14,648,371.32	14,537,657.39
54988 046_03_CFD SWEETWATER CFD 6	23,063,111.04		23,063,111.04	22,888,651.86
54994 046_05_CFD SWEETWATER CFD 9B	5,302,972.56		5,302,972.56	5,262,970.45
54997 046_06_CFD SWEETWATER CFD 10	16,857,664.26		16,857,664.26	16,730,772.73
55000 046_07_CFD SWEETWATER CFD 11	14,353,163.35		14,353,163.35	14,244,684.15
55001 046_09_CFD SWEETWATER UHS CFD 12	6,893,993.00		6,893,993.00	6,842,092.08
55002 046_08_CFD SWEETWATER CFD 13	5,034,029.04		5,034,029.04	4,995,980.20
55500 001_01 ALPINE UNION ELEM GEN	6,676,798.35		6,676,798.35	6,617,925.10
55501 001_02 ALPINE USD SP RES CAP PRJ	750,682.38		750,682.38	730,472.45
55503 001_04 ALPINE ELEM CAFETERIA FD	943,578.32		943,578.32	935,542.66
55509 001_12 ALPINE UN DEF MAINT	1,500,000.00		1,500,000.00	1,500,000.00
55512 001_18 ALPINE CAP FAC ACCT	166,683.38		166,683.38	165,437.09
55551 006_01 CAJON VLY UN ELEM GEN	97,675,129.49		97,675,129.49	96,849,171.41
55554 006_02 CAJON VLY SP RES CAP OUT	8,059,754.01		8,059,754.01	7,997,719.89
55557 006_04 CAJON VALLEY CAFETERIA FD	775,564.18		775,564.18	769,491.40
55560 006_06 CAJON VLY CHILD CARE CTR	5,291,928.66		5,291,928.66	5,254,400.26
55563 006_09 CAJON VY OTHER BLDG FUND	20,026,920.86		20,026,920.86	19,879,095.58
55564 006_10 CAJON VALLEY ELEM BLDG	2,970,060.94		2,970,060.94	2,946,459.62
55569 006_16 CAJON VALLEY HEALTH INS	3,240,329.89		3,240,329.89	3,217,576.71
55572 006_18 CAJON VALLEY CAP FAC ACCT	2,100,286.36		2,100,286.36	2,087,300.74
55581 006_30 CAJON VALY DEDCT INS LOSS	374,984.06		374,984.06	372,858.03
55583 006_44 CAJON VLY - BLDG FUND PROP	20.99		20.99	
55585 006_39_CHTR CAJON VLY BOSTONIA	8,999,557.18		8,999,557.18	8,909,526.87
55586 006_42 CAJON VLY SP RES OTHER	6,059,272.98		6,059,272.98	6,022,063.99
55588 006_79 CAJON VLY SP RES POST EMPLO	10,363,260.31		10,363,260.31	10,285,040.17
55589 236_62_CHTR CAJON VLY KIDINNU	2,620,355.71		2,620,355.71	2,596,048.12
55590 007_01 CARDIFF ELEMENTARY GEN	1,111,219.66		1,111,219.66	1,086,290.33
55592 007_02 CARDIFF SP RES CAP PROJ	813,437.27		813,437.27	806,246.22
55596 007_04 CARDIFF CAFETERIA	108,117.52		108,117.52	106,628.74
55601 007_09 CARDIFF BLDG	3,369.24		3,369.24	3,343.81
55611 007_19 CARDIFF CAP FAC AB2068	412,054.11		412,054.11	408,969.34
55614 007_22 CARDIFF ENTERPRISE	53,811.18		53,811.18	51,869.40
55624 007_80 CARDIFF SPEC RES FD FOR PO	1,331.67		1,331.67	1,321.62
55626 009_01 CHULA VISTA CITY ELEM GEN	95,730,590.07		95,730,590.07	94,739,311.95
55629 009_02 CHULA VSTA SP RES CAP OUT	1,195,785.00		1,195,785.00	1,195,785.00
55632 009_04 CHULA VISTA CAFETERIA	18,593,923.73		18,593,923.73	18,463,125.12
55635 009_06 CHULA VST CTY EL CHLD CTR	8,806,850.75		8,806,850.75	8,747,433.07
55638 009_09 CHULA VISTA OTHER BLDGING	105.50		105.50	19.63
55647 009_18 CHULA VISTA CAP FAC ACCT	10,404,235.23		10,404,235.23	10,326,887.36
55650 009_23 CH VISTA PUPIL TRANS EQP	0.17		0.17	0.09
55653 009_30 CHULA VISTA DEDCT INS LSS	10,176,094.54		10,176,094.54	10,096,872.41
55655 009_33 CHULA VISTA BLDG MEASVV	41,035,962.69		41,035,962.69	40,709,950.98

PERIODIC FINANCIAL STATEMENT - SCHEDULE OF BALANCE SHEET AND CASH TOTALS BY FUND - GL040

Date:08-DEC-2025 12:42:14

COSD

Current Period: NOV-25

Currency: USD

No specific FUND requested

FUND	ASSETS	LIABILITIES	FUND BALANCE	CASH
55656 009_37 CV DEDUCT PROP INS LOSS	21.76		21.76	21.60
55657 009_37 CHULA VISTA MEAS M BLDG	69,860,997.38		69,860,997.38	69,324,883.05
55659 009_39_CHTR CHULA VISTA CHART SCH	48,701,356.45		48,701,356.45	48,344,220.84
55665 009_46 CV ELEM STATE SCHOOL FAC	2,218,346.86		2,218,346.86	2,201,603.18
55667 229_62_CHTR CVESD LEARNG CHOICE AC	1,220,228.38		1,220,228.38	1,213,540.69
55669 237_62_CHTR GROSSMONT LEARNG CHOIC	1,200,711.70		1,200,711.70	1,188,839.37
55671 010_01 DEHESA ELEMENTARY GENERAL	500,753.19		500,753.19	497,800.11
55672 010_02 DEHESA SPEC RES CAP PROJ	423.01		423.01	419.81
55673 243_62 CHTR DEHESA CABRILLO PT	6,774,293.75		6,774,293.75	6,751,739.97
55674 010_04 DEHESA CAFETERIA	1,120.07		1,120.07	949.94
55675 228_62_CHTR DEHESA PAC COAST ACAD	8,040,158.70		8,040,158.70	8,014,593.22
55676 217_62_CHTR DEHESA CA ACAD SPORTS	9,850,460.57		9,850,460.57	9,778,111.08
55677 010_06 DEHESA CHILD CENTER	278.03		278.03	275.93
55678 213_62_CHTR DEHESA DIEGO HILLS CEN	853.36		853.36	851.89
55682 010_80 DEHESA SPEC RES POSTEMPLOYM	32,947.09		32,947.09	32,698.39
55683 010_19 DEHESA CAP FAC AB2068	39,213.09		39,213.09	38,932.18
55684 010_39_CHTR DEHESA CHARTER SCH FUN	8,494.70		8,494.70	8,430.58
55685 010_42 DEHESA SPEC RES OTHER	456,938.94		456,938.94	452,785.71
55689 010_46 DEHESA ST SCHOOL FACILITY	1,464.56		1,464.56	1,374.54
55691 010_62 DEHESA HTS CHTR SCH ENT FUN	2,262,729.13		2,262,729.13	2,246,751.90
55693 187_62_CHTR DEHESA METHODS CHARTER	18,163,226.20		18,163,226.20	18,053,502.24
55694 188_62_CHTR DEHESA MOSAICA ONLINE	4,491,736.24		4,491,736.24	4,457,833.43
55695 011_01 DEL MAR UNION ELEM GEN	10,365,509.65		10,365,509.65	10,214,937.70
55696 010_33 DEHESA BLDG PROP39-2 MEAS D	649.75		649.75	644.84
55698 011_02 DEL MAR SP RES CAP OUT	8,102,741.48		8,102,741.48	8,041,575.54
55701 011_04 DEL MAR UNION CAFETERIA	168,717.52		168,717.52	165,760.59
55706 011_09 DEL MAR USD OTHER BLDG	14,752,371.40		14,752,371.40	14,622,446.71
55710 011_12 DEL MAR UN DEFERRED MAINT	3,457,837.33		3,457,837.33	3,431,725.69
55716 011_19 DEL MAR CAP FAC AB2068	2,418,740.06		2,418,740.06	2,400,854.16
55719 011_20 DEL MAR FOUNDATION TRUST	34,062.94		34,062.94	33,805.86
55720 011_22 DEL MAR ENTERPRISE FUND	4,772,962.33		4,772,962.33	4,738,139.76
55725 011_42 DEL MAR SPEC RES OTHER	2,305,181.98		2,305,181.98	2,287,782.88
55731 011_46 DEL MAR STATE SCH FAC	498.88		498.88	495.11
55734 014_01 ENCINITAS UN ELEM GEN	14,467,802.61		14,467,802.61	14,257,338.71
55735 014_02 ENCINITAS SPECIAL RES CAP	8,382,095.35		8,382,095.35	8,321,538.74
55737 014_04 ENCINITAS UN CAFETERIA	936,239.41		936,239.41	926,295.62
55744 014_16 ENCINITAS	6,542,803.23		6,542,803.23	6,497,554.80
55749 014_19 ENCINITAS CAP FAC AB2068	2,842,570.83		2,842,570.83	2,822,667.37
55753 014_57 ENCINITAS FOUNDATION PERM T	126,634.99		126,634.99	125,678.92
55757 014_31 ENCINITAS BLDG MEAS Z PROP3	55,496,121.95		55,496,121.95	55,060,913.12
55758 014_42 ENCINITAS SPEC RES OTHER	7,195,996.38		7,195,996.38	7,147,382.33
55764 015_01 ESCONDIDO UN ELEM GEN	72,898,102.31		72,898,102.31	72,296,808.32

PERIODIC FINANCIAL STATEMENT - SCHEDULE OF BALANCE SHEET AND CASH TOTALS BY FUND - GL040

Date:08-DEC-2025 12:42:14

COSD

Current Period: NOV-25

Currency: USD

No specific FUND requested

FUND	ASSETS	LIABILITIES	FUND BALANCE	CASH
55767 015_02 ESCONDIDO SP RES CAP OUT	8,597,426.77		8,597,426.77	8,510,148.86
55770 015_04 ESCONDIDO UN CAFETERIA FD	11,129,939.34		11,129,939.34	11,038,902.79
55773 015_06 ESCONDIDO UN ELEM CHL CTR	3,970,590.42		3,970,590.42	3,944,837.45
55776 015_09 ESCONDIDO UN OTHER BLDG	676,970.27		676,970.27	671,860.63
55779 015_10 ESCONDIDO UNION BLDG	211,584.58		211,584.58	209,987.58
55782 015_12 ESCONDIDO ELEM DEF MAINT	256,072.33		256,072.33	252,071.73
55786 015_19 ESCONDIDO CAP PROJECT SB206	5,520,281.34		5,520,281.34	5,478,217.58
55789 015_57 ESCONDIDO FOUNDATION PERM	14,559.96		14,559.96	14,450.07
55790 015_31 ESCONDIDO BLDNG PROP 39 DS	9,541,371.99		9,541,371.99	9,450,612.05
55797 015_35 ESC SP RES FED REBATE	51,291.20		51,291.20	50,904.06
55800 015_38 ESCONDIDO CAP FAC REDEVEL	8,181,932.02		8,181,932.02	8,112,872.55
55804 015_42 ESCONDIDO SPEC RES OTH C O	645,976.37		645,976.37	641,100.66
55807 015_58 ESCONDIDO CAP PROJ CFD	469,441.41		469,441.41	466,138.40
55809 015_46 ESCONDIDO UN ST SCH FAC	5,311.67		5,311.67	5,271.58
55814 204_62_CHTR ESCONDIDO UN EPIPHANY	138,337.50		138,337.50	137,293.35
55815 016_01 FALLBROOK UNION ELEM GEN	32,999,033.98		32,999,033.98	32,760,906.98
55817 016_06 FALLBROOK UESD CHILD DEV PS	441,122.46		441,122.46	436,063.54
55818 016_04 FALLBROOK UN CAFETERIA	4,137,689.03		4,137,689.03	4,097,527.64
55820 016_60 FALLBROOK SPEC RES POST EMP	42,248.27		42,248.27	41,929.39
55821 016_12 FALLBROOK DEFERRED MAINT	11.92		11.92	11.83
55822 016_02 FALLBROOK SP RSV- CAP PRJ	24,309.69		24,309.69	22,914.75
55824 016_16 FALLBROK HLTH WLF SLF INS	254,571.93		254,571.93	252,650.44
55827 016_18 FALLBROOK UN CAP FAC ACCT	5,791,095.48		5,791,095.48	5,748,895.14
55830 016_23 FALLBROOK PUPIL TRANS E9P	1,051.62		1,051.62	1,007.41
55833 016_42 FALLBROOK UNION	4,928,114.70		4,928,114.70	4,882,863.49
55835 016_48 FALLBROOK ST SCH FACILITY	1,861,910.48		1,861,910.48	1,847,838.66
55839 017_01 JAMUL DULZURA GENERAL	1,440,824.09		1,440,824.09	1,425,084.44
55843 017_02 JAMUL DULZURA SPEC RES CAPI	48,778.93		48,778.93	48,427.23
55845 017_04 JAMUL DULZURA CAFETERIA	589,141.02		589,141.02	584,713.19
55848 017_06 JAMUL DULZURA CHILD DEVEL	2,879.36		2,879.36	2,816.44
55851 017_10 JAMUL DULZURA BLDG	19,710.61		19,710.61	13,160.40
55854 017_12 JAMUL DULZURA DEF MAINT	16,290.64		16,290.64	16,167.68
55857 017_19 JAMUL DLZA CAP FAC AB2068	65,470.02		65,470.02	64,624.75
55864 017_23 JAMUL DULZURA PUPIL TRANS E	9,220.38		9,220.38	9,150.79
55869 017_39_CHTR JAMUL CHARTER SCHOOL F	538,382.03		538,382.03	531,051.10
55872 017_42 JAMUL SPECIAL RES OTHER	473,075.25		473,075.25	469,504.56
55878 018_01 JULIAN UNION ELEM GEN	2,497,320.17		2,497,320.17	2,481,597.88
55882 018_02 JULIAN SPEC RES-CAP PRJ	83,404.79		83,404.79	83,000.72
55884 018_04 JULIAN UNION CAFETERIA	6,285.47		6,285.47	5,607.54
55887 018_12 JULIAN ELEM DEF MAINT	51.79		51.79	51.40
55889 018_17 JULIAN UN OPEB OTH POSTEMP	809,454.34		809,454.34	803,344.73
55890 018_18 JULIAN UN CAP FAC ACCT	6,310.05		6,310.05	6,204.60

PERIODIC FINANCIAL STATEMENT - SCHEDULE OF BALANCE SHEET AND CASH TOTALS BY FUND - GL040

Date:08-DEC-2025 12:42:14

COSD

Current Period: NOV-25

Currency: USD

No specific FUND requested

FUND	ASSETS	LIABILITIES	FUND BALANCE	CASH
55891 018_22 JULIAN UN OTHER ENTERPRISE	1,061,319.96		1,061,319.96	1,053,309.31
55895 239_62_CHTR JULIAN BEST ACAD	4,645,654.42		4,645,654.42	4,617,354.93
55896 018_42 JULIAN UN SPEC RES OTHER	1,394,019.03		1,394,019.03	1,383,497.23
55897 232_62_CHTR JUSD JCS-CEDAR COVE	303,176.24		303,176.24	301,460.30
55898 227_62_CHTR JUSD DIEGO VLY EAST	1,780.73		1,780.73	1,044.00
55900 215_62_CHTR JULIAN UN JCS-MTN OAKS	422,588.86		422,588.86	420,306.79
55904 180_62_CHTR JULIAN UN HARBOR SPRIN	839,079.66	(600,000.00)	1,439,079.66	831,958.59
55905 019_01 LAKESIDE UNION ELEM GEN	5,531,988.91		5,531,988.91	5,456,640.18
55908 019_02 LAKESIDE SP RES CAP OUT	851,818.13		851,818.13	843,396.33
55912 019_04 LAKESIDE CAFETERIA 13-00	3,770,499.81		3,770,499.81	3,738,602.40
55914 019_06 LAKESIDE UN CHILD DEVELOP	3,330,790.89		3,330,790.89	3,303,250.01
55916 019_08 LAKESIDE UN ASB SP REV	46,321.26		46,321.26	46,075.04
55921 019_62 LAKESIDE CH SC ENTERPRISE	1,004,415.82		1,004,415.82	995,350.00
55929 019_19 LAKESIDE CAP FAC AB2068	397,192.00		397,192.00	395,835.78
55938 019_23 LAKESIDE PUPIL TRAN EQUIP	1,708.06		1,708.06	1,697.67
55942 019_31 LAKESIDE BLDG PROP 39 AND D	2,900.70		2,900.70	2,878.82
55947 019_42 LAKESIDE SPEC RES OTHER	418,620.60		418,620.60	415,460.93
55956 020_01 LA MESA SPRING VLY EL GEN	30,642,577.00		30,642,577.00	30,379,199.60
55957 020_22 LA MESA SP VLY ENTERPRISE	3,637,814.58		3,637,814.58	3,613,835.45
55958 020_31 LA MESA SV BLDG PROP39	36,038,808.95		36,038,808.95	35,737,884.08
55959 020_02 LA MESA SV SP RES CAP OUT	1,298,363.83		1,298,363.83	1,284,922.54
55962 020_04 LA MESA SPR VLY CAFETERIA	4,261,093.16		4,261,093.16	4,218,907.00
55965 020_06 LA MESA SP VLY EL CHD CTR	4,365,087.38		4,365,087.38	4,333,548.05
55966 020_08 LA MESA SPR VLY ASB SRF	184,126.25		184,126.25	183,053.43
55971 020_19 LA MESA SV CAP FAC AB2068	5,634,781.83		5,634,781.83	5,593,098.56
55972 020_42 LA MESA SV SPECIAL RES CAP	2,148,412.35		2,148,412.35	2,130,845.02
55981 211_62_CHTR LMSV NUA SPARROW	373,133.96		373,133.96	369,350.60
55983 021_01 LEMON GROVE ELEM GEN	13,292,738.79		13,292,738.79	13,181,059.73
55984 021_02 LEMON GROVE SP RSV - CAPITA	68,407.80		68,407.80	60,281.79
55986 021_04 LEMON GROVE CAFETERIA	2,267,766.98		2,267,766.98	2,246,246.27
55989 021_06 LEMON GROVE	2,106,773.19		2,106,773.19	2,095,403.03
55992 021_10 LEMON GROVE BLDG ELEM	0.12		0.12	0.12
55995 021_12 LEMON GROVE ELM DEF MAINT	3,063,846.02		3,063,846.02	3,045,452.19
55996 021_34 LEMON GROVE BLDG MEAS EE PR	1,251,850.15		1,251,850.15	1,251,850.15
55997 021_38 LEMON GROVE BLDG MEAS CC PR	6,741,812.00		6,741,812.00	6,741,812.00
55998 021_18 LEMON GRV CAP FACILITIES	111,142.72		111,142.72	108,707.63
55999 021_80 LEMON GRV SP RES POSTEMPL B	10.85		10.85	2.02
56001 021_19 LEMON GROV CAP FAC AB2068	298,928.03		298,928.03	294,008.01
56002 021_22 LEMON GROVE ENTERPRISE	1,377.37		1,377.37	1,366.97
56004 021_30 LEMON GROVE DEDCT INS LOS	226,343.58		226,343.58	224,474.51
56005 021_31 LEMON GROVE BLDG FD PROP 39	0.23		0.23	0.23
56006 021_42 LEMON GROVE SPEC RES OTHER	2,468,733.87		2,468,733.87	2,450,100.31

PERIODIC FINANCIAL STATEMENT - SCHEDULE OF BALANCE SHEET AND CASH TOTALS BY FUND - GL040

Date:08-DEC-2025 12:42:14

COSD

Current Period: NOV-25

Currency: USD

No specific FUND requested

FUND	ASSETS	LIABILITIES	FUND BALANCE	CASH
56007 021_45 LG ST SCH BLDG LEASE PURC	75.88		75.88	75.88
56008 021_33 LEMON GROVE BLDG FD PROP 39	332,101.51		332,101.51	324,097.07
56009 021_77 LEMON GROVE BLDG FD PROP 39	11,864,564.75		11,864,564.75	11,858,757.43
56010 021_46 LEMON GROVE SCHL FAC	2,015,237.67		2,015,237.67	1,980,276.77
56013 023_01 NATIONAL ELEMENTARY GEN	17,605,020.53		17,605,020.53	17,425,832.01
56016 023_02 NATIONAL SP RES CAP OUT	188,845.92		188,845.92	187,350.26
56019 023_04 NATIONAL CAFETERIA	3,869,109.20		3,869,109.20	3,840,808.87
56022 023_06 NATIONAL ELEM CHLDRNS CTR	1,903,291.58		1,903,291.58	1,894,836.81
56025 023_12 NATIONAL ELEM DEF MAINT	0.01		0.01	0.01
56031 023_19 NATIONAL CAP FAC AB2068	1,117.49		1,117.49	821.48
56032 023_31 2020 NAT BLDG FD PROP 39	13,770,428.10		13,770,428.10	13,654,433.74
56033 023_31 NATIONAL BLDG PROP 39	0.11		0.11	0.11
56034 023_38 NATIONAL CAP FAC REDEVEL	372,804.96		372,804.96	369,267.67
56040 023_46 NATL SCH DIST ST SCH CAP	16,628.90		16,628.90	16,503.38
56044 023_62_CHTR NATL CHARTER SCH ENTER	2,945,027.71		2,945,027.71	2,922,199.09
56045 199_62_CHTR NATL BEACON CLASSICAL	830.64		830.64	824.37
56070 028_01 RANCHO SANTA FE ELEM GEN	2,308,333.20		2,308,333.20	2,285,303.64
56082 028_18 RCHO STA FE CAP FAC ACCT	60,785.48		60,785.48	60,326.69
56085 028_19 RCH SNT FE CAP FAC AB2068	4,131,961.78		4,131,961.78	4,099,468.25
56088 028_42 RNCHO STA FE SP RES OTHER	4,434,304.35		4,434,304.35	4,386,655.19
56097 034_01 SOLANA BEACH ELEM GEN	9,971,318.32		9,971,318.32	9,811,297.75
56100 034_02 SOLANA BCH SP RES CAP OUT	6,444,359.53		6,444,359.53	6,396,045.42
56103 034_04 SOLANA BEACH CAFETERIA	536,551.76		536,551.76	527,149.84
56106 034_06 SOLANA BEACH CHILD CARE	1,403,478.04		1,403,478.04	1,401,420.21
56109 034_09 SOLANA BCH OTHER BLDG FD	8.76		8.76	8.69
56112 034_12 SOLANA BEACH DEF MAINT	4,886,777.54		4,886,777.54	4,852,351.18
56115 034_16 SOL BCH SELF INSURANCE TR	1,214,857.03		1,214,857.03	1,204,894.32
56118 034_18 SOLANA BEACH CAP FAC ACCT	0.03		0.03	0.03
56121 034_19 SOLANA BCH CAP FAC AB2068	986,297.40		986,297.40	977,158.49
56125 034_32 SOLANA BEACH FOUNDATION SR	1,275,464.64		1,275,464.64	1,266,133.12
56126 034_39 SOLANA BCH BLDG PROP 39	2,382,177.58		2,382,177.58	2,355,293.21
56127 034_42 SOLANA BCH SP RES OTHER	9,220,946.71		9,220,946.71	9,152,867.92
56128 034_80 SOLANA BEACH SPEC RES PE BE	3,613,375.91		3,613,375.91	3,586,192.59
56131 034_46 SOLANA BEACH SCH FAC FD	0.01		0.01	0.01
56133 031_01 SAN PASQUAL UN ELEM GEN	2,133,099.31		2,133,099.31	2,110,823.17
56135 031_42 SAN PASQUAL SP RES OTHER	267,061.18		267,061.18	265,045.45
56136 031_02 SN PASQUAL SP RES CAP OUT	780,957.56		780,957.56	775,063.15
56137 031_04 SAN PASQUAL UN CAFETERIA	268,077.00		268,077.00	265,460.24
56141 031_22 SAN PASQUAL ENTERPRISE FD	375,134.52		375,134.52	372,027.09
56142 031_12 SAN PASQUAL DEF MAINT	775,038.73		775,038.73	770,791.70
56145 031_19 SN PASQUAL CAP FAC AB2068	607,607.11		607,607.11	603,024.48
56154 032_01 SANTEE ELEMENTARY GENERAL	31,837,035.29		31,837,035.29	31,555,392.31

PERIODIC FINANCIAL STATEMENT - SCHEDULE OF BALANCE SHEET AND CASH TOTALS BY FUND - GL040

Date:08-DEC-2025 12:42:14

COSD

Current Period: NOV-25

Currency: USD

No specific FUND requested

FUND	ASSETS	LIABILITIES	FUND BALANCE	CASH
56160 032_04 SANTEE ELEM CAFETERIA	4,102,639.83		4,102,639.83	4,064,811.43
56163 032_06 SANTEE CHILD CARE CENTER	450,008.33		450,008.33	446,634.85
56167 032_DS SANTEE BLDG FUND-PROP 39	0.01		0.01	0.01
56169 032_12 SANTEE ELEM DEF MAINT	267,026.43		267,026.43	261,368.14
56172 032_18 SANTEE CAP FAC ACCT	1,687,381.32		1,687,381.32	1,674,597.40
56173 032_22 SANTEE OTHER ENTERPRISE FUN	1,796,471.13		1,796,471.13	1,782,183.93
56181 032_38 SANTEE CAP FAC REDEVELOP	3,370,837.62		3,370,837.62	3,350,827.04
56185 032_40 SANTEE SPEC RES CAP PROJECT	6,419,203.71		6,419,203.71	6,368,337.06
56187 032_42 SANTEE SPEC RESERVE OTHER	2,937,006.22		2,937,006.22	2,914,877.74
56191 032_46 SANTEE CNTY SCH FACILITIES	8.48		8.48	8.41
56193 033_01 SAN YSIDRO ELEM GEN	3,553,691.30		3,553,691.30	3,491,648.43
56195 033_04 SAN YSIDRO CAFETERIA	2,098,541.54		2,098,541.54	2,076,312.28
56196 033_02 SAN YSIDRO SP RES CAP OUT	6,885,196.23		6,885,196.23	6,833,229.00
56199 033_06 SAN YSIDRO ELEM CHLD CNTR	2,541,609.83		2,541,609.83	2,523,458.96
56202 033_10 SAN YSIDRO ELEM BLDG	0.01		0.01	0.01
56208 033_18 SAN YSIDRO CAP FAC ACCT	10,153,235.79		10,153,235.79	10,082,410.54
56212 033_33 SN YSIDRO BLDG PROP39-2 MEA	38,871,972.13		38,871,972.13	38,523,774.41
56213 033_31 SN YSIDRO BLDG PROP39 MEAS	36,211,204.31		36,211,204.31	35,932,872.49
56221 033_46 SAN YSIDRO ST SCH FAC	175,419.41		175,419.41	174,095.38
56225 033_59_CFD SAN YSIDRO SD CFD 1	46,848.73		46,848.73	46,223.08
56227 033_54_CFD SAN YSIDRO SD CFD 2	280,624.04		280,624.04	276,575.83
56228 033_55_CFD SAN YSIDRO SD CFD 3	1,100,607.24		1,100,607.24	1,087,099.13
56232 035_01 SOUTH BAY UNION ELEM GEN	46,169,322.70		46,169,322.70	45,773,121.08
56235 035_02 SOUTH BAY SP RES CAP OUT	1,639,042.21		1,639,042.21	1,626,314.34
56238 035_04 SOUTH BAY UN CAFETERIA FD	3,006,109.30		3,006,109.30	2,982,206.38
56241 035_06 SOUTH BAY CHILD CTR	3,700,319.98		3,700,319.98	3,674,766.55
56244 035_10 SOUTH BAY BUILDING	5,477,654.35		5,477,654.35	5,432,665.69
56245 035_38 SOUTH BAY BLDG MEAS PP (PRO	19,791,382.83		19,791,382.83	19,655,258.38
56250 035_19 SOUTH BAY CAP FAC AB2068	1,320,315.56		1,320,315.56	1,310,508.88
56253 035_20 SOUTH BAY FOUNDATION TRST	13,597.55		13,597.55	13,494.92
56254 035_42 SO BAY SPEC RES OTHER	117,602.86		117,602.86	116,715.22
56255 035_39 SOUTH BAY CHARTER SCHOOL	16,016,925.58		16,016,925.58	15,897,964.05
56258 035_81 IMPERIALL BEACH CHTR SCH	3,705,238.91		3,705,238.91	3,670,556.04
56259 035_46 SOUTH BAY UN ST SCH FAC	100,905.25		100,905.25	100,143.64
56261 035_80 SO BAY SPEC RES FOR POSTEMP	160,643.77		160,643.77	159,431.26
56262 036_01 SPENCER VALLEY ELEM GEN	6,775,583.32		6,775,583.32	6,725,604.17
56263 036_02 SPENCER VLY SP RES CAP PROJ	99,285.64		99,285.64	99,194.56
56264 036_22 SPENCER VLY ENTERPRISE FD	18,069.46		18,069.46	18,050.19
56268 036_42 SPENCER VLY SPC RES OTHER	3,812,428.35		3,812,428.35	3,784,118.88
56274 037_01 VALLECITOS ELEM GEN	2,298,845.06		2,298,845.06	2,282,613.72
56280 037_04 VALLECITOS CAFETERIA	53,823.46		53,823.46	53,162.59
56283 037_06 VALLECITOS CHILD DEVELOP	19,794.69		19,794.69	19,645.28

PERIODIC FINANCIAL STATEMENT - SCHEDULE OF BALANCE SHEET AND CASH TOTALS BY FUND - GL040

Date:08-DEC-2025 12:42:14

COSD

Current Period: NOV-25

Currency: USD

No specific FUND requested

FUND	ASSETS	LIABILITIES	FUND BALANCE	CASH
56289 037_18 VALLECITOS CAP FAC ACCT	55,579.74		55,579.74	55,160.06
56295 037_42 VALLECITOS SPEC RES OTHER	612,978.94		612,978.94	608,352.28
56297 037_46 VALLECITOS CO SCH FAC	35,594.35		35,594.35	35,331.50
56700 001_DS ALPINE UNION 1997A	13,478,152.87	13,457,895.00	20,257.87	20,104.97
56701 004_DS BONSALL UN ELEM ELEC 2005 S	12.72		12.72	12.62
56703 001_DS ALPINE ELEM 1999B	15,289,934.79	14,382,756.25	907,178.54	900,509.90
56705 006_DS CAJON VALLEY DS 2000A	12,065,554.98	12,065,554.98		
56706 007_DS CARDIFF SCH DIST 2000A	21,654,412.90	21,375,350.00	279,062.90	272,999.51
56707 006_DS CAJON VALLEY DEBT SERV 2000	37,004,125.02	37,004,125.02		
56708 006_DS CAJON VALLEY ELEM DS2000C	26,730,491.25	26,730,491.25		
56710 009_DS CHULA VISTA ELEM 1998G DS	25,802,022.50	25,802,022.50		
56711 006_DS CAJON VALLEY ELEM DS2000D	(354,068.90)	(354,068.90)		
56712 009_DS CHULA VISTA ELEM 1999A	31,757,645.00	31,757,645.00		
56713 009_DS CHULA VISTA DS 1998E	17,304,000.13	17,304,000.13		
56714 009_DS CHULA VISTA ELEM 1998F DS	22,435,312.50	22,435,312.50		
56715 009_DS CH VISTA ELEM 2000B 1998	14,550,276.87	14,550,276.87		
56716 009_DS CHULA VISTA DS 1998C EL	10,706,955.00	10,706,955.00		
56717 009_DS CHULA VISTA DS 1998D	15,837,411.25	15,837,411.25		
56719 009_DS CHULA VISTA ELEM 2005 REFUN	(504,792.13)	(504,792.13)		
56720 006_DS CAJON VALLEY ELEM DS 2008A	9.13		9.13	9.06
56722 004_DS BONSALL USD 2005 SERIES 200	0.13		0.13	0.13
56725 006_DS CAJON VALLEY 2000 ELEC 2010	1.02		1.02	1.01
56727 014_DS ENCINITAS ELEM 1996A GDB	60,150,727.23	60,150,000.00	727.23	721.74
56728 009_DS CHULA VISTA ELEM 2010 REF	9,763.07		9,763.07	9,689.37
56731 014_DS ENCINITAS USD 2010 ELEC 201	657,849.33		657,849.33	651,098.90
56732 006_DS CAJON VALLEY USD 2011 QSCB	553,290.32		553,290.32	546,594.87
56734 006_DS CAJON VALLEY USD 2011 REFUN	252,565.26		252,565.26	248,934.76
56735 009_DS CHULA VISTA ELEM 2012 REF	566,879.10		566,879.10	559,727.24
56737 006_DS CAJON VALLEY ELEM 2011C 200	92,926.79		92,926.79	92,225.39
56738 014_DS ENCINITAS USD 2010 ELEC 201	115,322.24		115,322.24	114,339.99
56740 009_DS CHULA VISTA ELEM SFID 2012A	95,526.34		95,526.34	94,805.32
56742 015_DS ESCONDIDO ELEM REF1996A/200	20,065,843.78	20,065,843.78		
56743 015_DS ESCONDIDO ELEM 2002A REF	80,687,336.15	80,682,612.50	4,723.65	4,686.11
56744 016_DS FALLBROOK ELEM 2004C	7,818,395.40	7,816,904.96	1,490.44	1,479.19
56746 016_DS FALLBROOK UNION ELEM 2003 A	39,377,098.36	39,125,832.05	251,266.31	251,255.64
56747 016_DS FALLBROOK ELEM 2003B	10,236,208.20	9,903,311.34	332,896.86	329,106.04
56749 016_DS FALLBROOK UN ELEM ELEC 2002	35,234.25	(21,342.29)	56,576.54	55,977.94
56750 016_DS FALLBROOK UN ELEM 2010A REF	2,736.20		2,736.20	2,715.55
56752 016_DS FALLBROOK UN ELEM 2012 REF	763,325.79		763,325.79	752,110.89
56753 009_DS CHULA VISTA ELEM 2013 REF	258,240.24		258,240.24	254,638.71
56754 017_DS JAMUL LAS FLORES 1976C	807,880.00	807,880.00		
56755 006_DS CAJON VALLEY USD 2014 REF B	524,751.88		524,751.88	521,117.44

PERIODIC FINANCIAL STATEMENT - SCHEDULE OF BALANCE SHEET AND CASH TOTALS BY FUND - GL040

Date:08-DEC-2025 12:42:14

COSD

Current Period: NOV-25

Currency: USD

No specific FUND requested

FUND	ASSETS	LIABILITIES	FUND BALANCE	CASH
56756 021_DS LEMON GROVE ELEC 2008B	2,488.63		2,488.63	2,469.85
56757 017_DS JAMUL DULZURA ELEM 1995A	5,877,577.50	5,877,577.50		
56758 017_DS JAMUL ELEM 2004A	7,332,106.79	7,084,481.25	247,625.54	238,465.50
56759 021_DS_LEMON GROVE ELEC 2008C	3,766.72		3,766.72	3,738.29
56760 017_DS JAMUL 1998A	5,193,207.29	5,087,016.25	106,191.04	105,389.52
56761 020_DS LA MESA SPRING VALLEY DS 20	54,114,783.98	53,946,420.25	168,363.73	168,362.70
56762 020_DS LA MESA SPRING VALLEY 2002B	35,643,838.25	34,550,000.00	1,093,838.25	1,077,266.73
56763 021_DS LEMON GROVE DS 1999A ELEM	11,842,020.22	11,719,546.25	122,473.97	121,549.20
56764 021_DS LEMON GROVE DS 1998B EL	7,573,294.92	7,061,520.00	511,774.92	497,240.81
56765 021_DS LEMON GROVE DS 1998C ELEM	7,451,750.10	7,193,628.40	258,121.70	256,329.23
56767 021_DS LEMON GROVE DS 2008A	18.74		18.74	18.60
56768 028_DS RANCHO SANTA FE 2004B	1,717,938.28	1,717,938.28		
56769 028_DS RANCHO SANTA FE DS 1991A	322,973.12	322,973.12		
56770 028_DS RANCHO SANTA FE 2004A	4,443,656.74	4,394,178.23	49,478.51	49,111.80
56771 020_DS RANCHO SANTA FE 2008A	145,998.14		145,998.14	144,420.27
56773 028_DS RANCHO SANTA FE 2008B	63.62		63.62	63.14
56774 009_DS CHULA VISTA ELEM SFID 2012B	198,793.83		198,793.83	196,422.82
56776 006_DS CAJON VALLEY USD 2012A	84,960.26		84,960.26	84,318.98
56779 032_DS SANTEE SCHOOL DISTRICT 2006	5,818.21		5,818.21	5,798.11
56780 032_DS SANTEE SCHOOL DIST DS 2006D	2,466.69		2,466.69	2,448.07
56781 031_DS SAN PASQUAL DS 1999A ELEM	2,664,298.60	2,613,455.00	50,843.60	50,459.84
56782 032_DS SANTEE SCHOOL DIST DS 2006B	22.55		22.55	22.38
56783 032_DS SANTEE SCHOOL DIST DS 2006C	106,079.42		106,079.42	104,811.48
56786 033_DS SAN YSIDRO 1997D	56,349,466.02	55,130,818.75	1,218,647.27	1,203,285.17
56787 033_DS SAN YSIDRO ELEM 1997A	12,860,180.03	12,860,180.03		
56788 033_DS SAN YSIDRO ELEM 1997B	16,045,278.20	16,045,278.20		
56789 033_DS SAN YSIDRO 1997C	25,938,923.75	25,938,923.75		
56791 033_DS SAN YSIDRO 1997E	137,899.06		137,899.06	137,672.31
56792 033_DS SAN YSIDRO 1997F	2,665.14		2,665.14	2,645.03
56793 035_DS SOUTH BAY 1997A GOB	14,877,904.44	14,830,888.75	47,015.69	46,660.81
56794 035_DS SOUTH BAY USD 2008A	8.02		8.02	7.96
56795 033_DS SAN YSIDRO 1997G	2,170.48		2,170.48	2,154.10
56797 019_DS LAKESIDE USD 2008A	417,057.85		417,057.85	411,547.91
56798 019_DS LAKESIDE USD 2008B	1,714.30		1,714.30	1,701.36
56799 010_DS DEHESA SCH DIST 2010A	21,048.11		21,048.11	20,800.82
56800 035_DS SOUTH BAY USD 2012A	81,465.22		81,465.22	80,850.33
56801 010_DS DEHESA SCH DIST 2012A	18,770.76		18,770.76	18,562.09
56802 020_DS LA MESA SPRING VALLEY SD 20	2.91		2.91	2.89
56803 020_DS LA MESA SPRING VALLEY SD 20	33.83		33.83	33.58
56804 019_DS LAKESIDE USD 2014A	1.55		1.55	1.54
56805 033_DS SAN YSIDRO 2012 REF	863,612.42		863,612.42	853,265.45
56806 006_DS CAJON VALLEY USD 2012C	322,245.76		322,245.76	318,929.06

PERIODIC FINANCIAL STATEMENT - SCHEDULE OF BALANCE SHEET AND CASH TOTALS BY FUND - GL040

Date:08-DEC-2025 12:42:14

COSD

Current Period: NOV-25

Currency: USD

No specific FUND requested

FUND	ASSETS	LIABILITIES	FUND BALANCE	CASH
56807 023_DS NATIONAL SCH DIST 2014A	288,685.16		288,685.16	285,760.01
56808 033_DS SAN YSIDRO 2015 REF	837,766.90		837,766.90	826,350.19
56809 021_DS LEMON GROVE SD 2014A	91,910.41		91,910.41	90,848.11
56810 021_DS LEMON GROVE SD 2014B	1.32		1.32	1.31
56811 015_DS ESCONDIDO USD 2014A	291,566.04		291,566.04	287,874.53
56812 019_DS LAKESIDE USD 2015A REF	76,891.41		76,891.41	76,121.07
56813 006_DS CAJON VALLEY USD 2012D	298,966.20		298,966.20	295,929.03
56814 028_DS RANCHO SANTA FE SD 2015 REF	1,106,581.77		1,106,581.77	1,095,675.64
56815 014_DS ENCINITAS USD 2010 ELEC 201	89,914.98		89,914.98	87,600.51
56816 017_DS JAMUL DULZURA USD 1995 ELEC	28,624.91		28,624.91	27,307.87
56817 032_DS SANTEE SCHOOL DIST 2015 REF	603,016.31		603,016.31	594,721.86
56818 032_DS SANTEE SCHOOL DIST 2016A RE	101,672.06		101,672.06	100,474.18
56819 006_DS CAJON VALLEY USD 2016 REF	904,918.57		904,918.57	894,582.83
56820 035_DS SOUTH BAY USD 2016 REF	448,463.26		448,463.26	443,061.70
56821 035_DS SOUTH BAY USD 2008B	54,201.88		54,201.88	53,428.37
56822 035_DS SOUTH BAY USD 2012B	86,135.46		86,135.46	84,800.97
56823 023_DS NATIONAL SCH DIST 2014B	100,477.34		100,477.34	99,525.51
56824 019_DS LAKESIDE USD 2016 REF	209,997.82		209,997.82	207,709.62
56825 009_DS CHULA VISTA ELEM SFID 1 201	572,779.46		572,779.46	566,683.77
56826 034_DS SOLANA BCH SFID 2016-1	640,554.10		640,554.10	633,859.93
56827 007_DS CARDIFF SCH DIST 2016A	157,129.86		157,129.86	155,870.93
56828 006_DS CAJON VALLEY USD 2016A	1.19		1.19	1.18
56829 015_DS ESCONDIDO USD 2017 REF	1,585,042.87		1,585,042.87	1,565,301.93
56830 014_DS ENCINITAS USD 2010 ELEC 201	280,189.01		280,189.01	276,737.76
56831 021_DS LEMON GROVE SD 2014D ED-TEC	0.63		0.63	0.62
56832 021_DS LEMON GROVE SD 2014C	133,554.22		133,554.22	131,264.51
56834 032_DS SANTEE SCHOOL DIST 2017 REF	267,193.30		267,193.30	264,469.04
56835 006_DS CAJON VALLEY USD 2012E	275,762.38		275,762.38	272,675.75
56836 015_DS ESCONDIDO USD 2014B	536,781.69		536,781.69	530,092.74
56837 019_DS LAKESIDE USD 2014B	193,003.10		193,003.10	191,105.46
56838 064_DS OCEANSIDE USD 2018REF PROP	5,758.46		5,758.46	5,714.99
56839 064_DS OCEANSIDE USD 2018REF PROP	267,844.69		267,844.69	265,935.93
56840 007_DS CARDIFF SCH DIST 2016B	109,610.91		109,610.91	108,619.51
56841 034_DS SOLANA BCH SFID 2016B	678,397.00		678,397.00	671,557.02
56842 021_DS LEMON GROVE SD 2019 REF	129,422.08		129,422.08	127,863.28
56843 011_DS DEL MAR 2018ELEC 2019SER MM	471,482.04		471,482.04	466,721.96
56844 009_DS CHULA VISTA 2019 BAN VV	1,985.31		1,985.31	1,970.32
56845 006_DS CAJON VLY 2016B MEAS EE	394,722.87		394,722.87	391,743.57
56846 032_DS SANTEE MEAS S SER 2019	525,173.31		525,173.31	516,652.88
56847 035_DS S BAY MEAS NN 2019 BAN	3,444.63		3,444.63	3,418.63
56848 006_DS CAJON VLY USD 2020 REF	650,712.03		650,712.03	643,554.20
56849 050_DS SAN DIEGO USD 2020 REF	354,357.11		354,357.11	353,107.05

PERIODIC FINANCIAL STATEMENT - SCHEDULE OF BALANCE SHEET AND CASH TOTALS BY FUND - GL040

Date:08-DEC-2025 12:42:14

COSD

Current Period: NOV-25

Currency: USD

No specific FUND requested

FUND	ASSETS	LIABILITIES	FUND BALANCE	CASH
56850 015_DS ESCONDIDO ELEM PROP E 2014C	223,913.91		223,913.91	221,222.74
56851 009_DS CHULA VISTA MEAS M 2020A	977,156.37		977,156.37	960,287.07
56852 014_DS ENCINITAS 2020 REF SER A	139,956.23		139,956.23	138,133.49
56853 014_DS ENCINITAS 2020 REF SER B	102,968.96		102,968.96	102,902.89
56854 019_DS LAKESIDE USD 2021C	153,015.60		153,015.60	151,295.32
56855 033_DS SAN YSIDRO MEAS U 2020A	188,385.09		188,385.09	186,304.19
56856 033_DS SAN YSIDRO MEAS T 2020A	130,159.15		130,159.15	128,592.95
56857 023_DS NATIONAL ELEM 2016A	83,887.07		83,887.07	82,870.22
56858 015_DS ESCONDIDO ELEM 2021 REF	400,295.85		400,295.85	395,797.32
56859 020_DS LA MESA SPRNG VLY 2020A	186,782.00		186,782.00	184,100.21
56860 015_DS ESCONDIDO UN ESD 2014D	169,408.14		169,408.14	168,075.02
56861 010_DS DEHESA ESD 2012B	3,840.70		3,840.70	3,805.90
56862 010_DS DEHESA ESD 2022A REF	27,540.16		27,540.16	27,294.64
56863 010_DS DEHESA ESD 2022B REF	16,923.81		16,923.81	16,765.27
56864 010_DS DEHESA ESD 2022C REF	4,443.11		4,443.11	4,396.82
56865 015_DS ESCONDIDO ESD 2014E	368,161.39		368,161.39	363,289.71
56866 011_DS DEL MAR ESD 2022B	759,911.39		759,911.39	748,942.04
56867 021_DS LEMON GROVE ESD 2022 REF	99,912.37		99,912.37	98,589.38
56868 021_DS LEMON GROVE ESD 2022A	176,321.07		176,321.07	173,901.05
56869 023_DS NATIONAL ESD 2016B	108,196.07		108,196.07	107,251.93
56870 035_DS SOUTH BAY USD 2018A	172,065.61		172,065.61	170,308.39
56871 035_DS SOUTH BAY ESD 2008C	74,108.87		74,108.87	73,396.99
56872 035_DS SOUTH BAY ESD 2023 REF	316,888.27		316,888.27	313,206.08
56873 035_DS SOUTH BAY USD 2024A	727,793.92		727,793.92	723,895.40
56874 011_DS DEL MAR USD 2024C	536,076.35		536,076.35	532,742.94
56875 006_DS CAJON VALLEY ESD 2022REF	758,434.58		758,434.58	752,571.53
56876 006_DS CAJON VALLEY ESD 2023REF	1,776,809.50		1,776,809.50	1,749,659.39
56877 033_DS SAN YSIDRO MEAS U 2020B	514,665.62		514,665.62	508,919.97
56878 033_DS SAN YSIDRO MEAS T 2020B	526,407.82		526,407.82	520,499.87
56879 033_DS SAN YSIDRO ESD 2024 REF	208,033.27		208,033.27	205,433.96
56880 020_DS LA MESA-SV ESD 2020B	633,824.07		633,824.07	626,076.52
56881 006_DS CAJON VALLEY ESD 2024REF	285,255.78		285,255.78	281,031.77
56882 020_DS LA MESA-SV ESD 2020C	381,906.04		381,906.04	376,549.11
56884 023_DS NATIONAL ESD 2016C	1,672,898.09		1,672,898.09	1,659,492.12
56886 032_DS SANTEE ESD 2025A REF	243,133.86		243,133.86	243,004.12
56888 014_DS ENCINITAS ESD 2025A	3,265,238.16		3,265,238.16	3,244,281.75
56890 033_DS SAN YSIDRO ESD 2025A REF	69,195.08		69,195.08	69,195.08
56891 033_DS SAN YSIDRO MEAS T 2020C	479,013.17		479,013.17	475,619.93
56892 033_DS SAN YSIDRO MEAS U 2020C	440,810.08		440,810.08	437,689.18
56895 066_DS WARNER USD 2025A	169,941.19		169,941.19	169,941.19
56898 021_DS LEMON GROVE ESD 2024A MEAS	593,881.75		593,881.75	593,881.75
56899 021_DS LEMON GROVE ESD 2024A MEAS	593,881.58		593,881.58	593,881.58

PERIODIC FINANCIAL STATEMENT - SCHEDULE OF BALANCE SHEET AND CASH TOTALS BY FUND - GL040

Date:08-DEC-2025 12:42:14

COSD

Current Period: NOV-25

Currency: USD

No specific FUND requested

FUND	ASSETS	LIABILITIES	FUND BALANCE	CASH
56900 021_DS LEMON GROVE ESD 2022B MEAS	1,149,803.66		1,149,803.66	1,149,803.66
57000 040_01 ESCONDIDO UNION HIGH GEN	48,827,974.31		48,827,974.31	48,401,955.20
57003 040_02 ESCONDIDO SP RES CAP OUT	8,582,982.71		8,582,982.71	8,512,586.73
57006 040_04 ESCONDIDO HI CAFETERIA	5,497,967.53		5,497,967.53	5,450,872.28
57018 040_12 ESCONDIDO HI DEF MAINT	76,910.57		76,910.57	76,086.91
57022 040_17 ESCONDIDO HI OTHER POST EMP	15,128,730.36		15,128,730.36	15,014,541.46
57027 040_19 ESCONDIDO CAP FAC AB2068	37,494,971.27		37,494,971.27	37,207,701.38
57033 040_30 ESCONDIDO DEDUCT INS LOSS	209,372.63		209,372.63	207,792.32
57036 040_40 ESCONDIDO UN HI ADULT ED	736,980.80		736,980.80	733,074.30
57042 040_46 ESCONDIDO HI ST CAP FAC	17,979,056.16		17,979,056.16	17,823,394.47
57048 041_01 FALLBROOK UNION HIGH GEN	10,264,027.01		10,264,027.01	10,175,632.22
57051 041_02 FALLBROOK SP RES CAP OUT	3,602,219.18		3,602,219.18	3,575,030.28
57054 041_04 FALLBROOK HI CAFETERIA	3,042,651.10		3,042,651.10	3,015,993.73
57056 041_09 FALLBROOK UHSD BLDG	4,699,135.79		4,699,135.79	4,656,096.23
57061 FALLBROOK UN HI SPEC RESERVE	15.15		15.15	15.04
57066 041_19 FALLBROOK CAP FAC AB2068	1,939.46		1,939.46	1,839.97
57078 042_01 GROSSMONT UNION HIGH GEN	50,512,018.91		50,512,018.91	49,962,128.48
57079 042_02 GROSSMONT SP RES CAP-BASE R	2,012,608.16		2,012,608.16	1,992,989.63
57080 042_02 SP RES CAP-LEASE REV B	6,004,306.96		6,004,306.96	5,958,808.63
57081 042_02 GROSSMONT SP RES CAP OUT	4,918,935.26		4,918,935.26	4,885,546.33
57082 042_04 GROSSMONT UN HI CAFETERIA	4,760,988.85		4,760,988.85	4,711,315.18
57085 042_09 GROSSMONT HI SCH BLDG PROP	2,084,288.97		2,084,288.97	2,039,022.28
57086 042_10 GROSSMONT UHSD BLDG MEASURE	96,786.89		96,786.89	67,943.29
57090 042_16 GROSMONT HLTH WLF SLF INS	1,775,236.87		1,775,236.87	1,759,593.97
57094 042_17 GROSSMONT HI OTHER POST EMP	7,585,188.84		7,585,188.84	7,526,155.23
57096 042_19 GROSSMONT CAP FAC AB2068	3,929,348.45		3,929,348.45	3,898,332.66
57114 042_40 GROSSMONT UN HI ADULT ED	2,256,213.33		2,256,213.33	2,231,030.03
57123 042_46 GROSSMONT HI ST CAP FAC	23,023,084.08		23,023,084.08	22,859,052.88
57128 100_39 HELIX CHARTER SCHOOL	15,164,761.48		15,164,761.48	15,050,667.24
57129 043_01 JULIAN UNION HIGH GENERAL	308,105.37		308,105.37	301,781.58
57133 043_02 JULIAN SP RES CAP PROJ	3,623.34		3,623.34	3,595.99
57144 043_19 JULIAN CAP FAC AB2068	219,963.16		219,963.16	218,320.89
57148 043_42 JULIAN HI SPEC RESRV OTHER	428.09		428.09	424.86
57152 043_80 JULIAN SPEC RES POST EMPL	586.10		586.10	581.68
57156 045_01 SAN DIEGUITO UN HI GEN	16,428,572.89		16,428,572.89	16,164,351.53
57159 045_02 SDUHSD SPEC RES CAP PROJS	8,056,920.86		8,056,920.86	7,977,512.81
57162 045_04 SAN DIEGUITO HIGH	4,091,015.25		4,091,015.25	4,052,337.94
57164 045_09 SAN DIEGUITO BUILDING OTHER	4,202.01		4,202.01	4,170.30
57166 045_12 SAN DIEGUITO UHSD DEF MAINT	1,855,666.20		1,855,666.20	1,842,879.70
57171 045_18 SAN DIEGUITO CAP FAC ACCT	134,084.87		134,084.87	133,062.29
57174 045_19 SN DIEGUITO CAP FAC AB2068	3,285,594.15		3,285,594.15	3,260,143.09
57180 045_30 SAN DIEGUITO-DED INS LOSS	179,996.84		179,996.84	178,747.68

PERIODIC FINANCIAL STATEMENT - SCHEDULE OF BALANCE SHEET AND CASH TOTALS BY FUND - GL040

Date:08-DEC-2025 12:42:14

COSD

Current Period: NOV-25

Currency: USD

No specific FUND requested

FUND	ASSETS	LIABILITIES	FUND BALANCE	CASH
57181 045_31 SAN DIEGUITO BLDG FD PROP 3	34,804,782.98		34,804,782.98	34,505,537.60
57192 045_48 SN DIEGUITO ST SCH FAC HI	180,883.64		180,883.64	159,767.62
57197 208_62_CHTR SCHOLARSHIP PREP OCEAN	1,571,939.41		1,571,939.41	1,566,324.07
57198 046_01 SWEETWATER UNION HI GEN	371,866,341.38		371,866,341.38	368,808,176.27
57201 046_02 SWEETWATER SP RES CAP OUT	9,045,430.95		9,045,430.95	8,975,257.25
57204 046_04 SWEETWATER CAFETERIA	23,587,234.34		23,587,234.34	23,405,390.01
57205 046_10 SWEETWATER UNION HI BLD	211,285,542.38		211,285,542.38	209,464,769.04
57207 046_12 SWEETWATER HI DEF MAINT	1,534,273.54		1,534,273.54	1,524,747.71
57209 046_SWEETWATER BAN 2013	933.96		933.96	926.91
57210 046_19 SWEETWATER CAP FAC AB2068	10,712,311.23		10,712,311.23	10,630,135.06
57213 046_20 SWEETWATER FOUNDATION TR	15,022.10		15,022.10	14,908.71
57216 046_21 SWEETWATER FOUNDATION TR	392.14		392.14	389.18
57222 046_40 SWEETWATER UN HI ADULT ED	15,904,540.68		15,904,540.68	15,785,557.17
57228 046_46 SWEETWATER STATE SCH FAC	31,040,392.73		31,040,392.73	30,789,498.40
57229 197_62_CHTR SWEETWATER STEPHEN W H	21,383,058.71		21,383,058.71	21,215,067.72
57520 040_DS ESCONDIDO HIGH 1996A	80,017,504.00	80,017,405.00	99.00	98.25
57521 040_DS ESCONDIDO UN HI 2008 ELEC 2	1,628,637.63		1,628,637.63	1,602,907.77
57522 040_DS ESCONDIDO UN HI 2008 ELEC 2	556,711.15		556,711.15	552,509.83
57523 040_DS ESCONDIDO UHSD 2008C	97,957.99		97,957.99	96,752.13
57530 041_DS FALLBROOK HS 1998REF 94	11,220,357.53	11,220,357.53		
57531 042_DS GROSSMONT UNION HIGH 2004	105,587,324.84	104,247,343.75	1,339,981.09	1,321,135.43
57532 042_DS GROSSMONT UNION HIGH 2006	2,654,880.32		2,654,880.32	2,615,130.75
57533 042_DS GROSSMONT UNION HIGH 2008	1,235,019.21		1,235,019.21	1,217,915.60
57534 042_DS GROSSMONT UNION HIGH 2008A	6.31		6.31	6.26
57535 042_DS GROSSMONT UNION HIGH ELEC 2	8.69		8.69	8.62
57536 042_DS GROSSMONT UNION HIGH ELEC 2	27.30		27.30	27.10
57537 042_DS GROSSMONT UNION HIGH ELEC 2	1,505,524.84		1,505,524.84	1,473,853.79
57538 042_DS GROSSMONT UHSD 2004ELEC 201	3.31		3.31	3.29
57539 042_DS GROSSMONT UHSD 2004ELEC 201	0.09		0.09	0.09
57540 043_DS JULIAN UNION HS 1996A	4,163,273.52	4,163,228.13	45.39	45.05
57541 042_DS GROSSMONT UHSD 2012 REF	1,197,677.18		1,197,677.18	1,188,637.27
57542 043_DS JULIAN UHSD 2010ELEC 2013A	94,567.89		94,567.89	93,503.19
57543 042_DS GROSSMONT UHSD 2013 2008E	3.27		3.27	3.25
57544 042_DS GROSSMONT UHSD 2015 2008F P	352,629.83		352,629.83	349,153.39
57545 042_DS GROSSMONT UHSD 2015 REF	291,529.68		291,529.68	286,945.87
57546 042_DS GROSSMONT UHSD 2016 REF	1,019,717.00		1,019,717.00	1,008,663.20
57547 042_DS GROSSMONT UHSD SINKING DEP	2,708,179.73		2,708,179.73	2,650,561.99
57548 042_DS GROSSMONT UHSD 2016B REF	1,007,364.41		1,007,364.41	998,157.23
57549 042_DS GROSSMONT UHSD ELEC 2008 20	388,462.03		388,462.03	383,779.61
57551 045_DS SAN DIEGUITO UHSD 2012	1,232,168.83		1,232,168.83	1,223,155.72
57552 045_DS SAN DIEGUITO UHSD 2012B-1	0.01		0.01	0.01
57553 045_DS SAN DIEGUITO UHSD 2012B-2	454,086.28		454,086.28	448,157.67

PERIODIC FINANCIAL STATEMENT - SCHEDULE OF BALANCE SHEET AND CASH TOTALS BY FUND - GL040

Date:08-DEC-2025 12:42:14

COSD

Current Period: NOV-25

Currency: USD

No specific FUND requested

FUND	ASSETS	LIABILITIES	FUND BALANCE	CASH
57554 045_DS SAN DIEGUITO UHSD 2012C-1	0.08		0.08	0.08
57555 045_DS SAN DIEGUITO UHSD 2012C-2	1,011,543.67		1,011,543.67	1,001,743.93
57556 042_DS GROSSMONT UHSD ELEC 2016 20	558,714.53		558,714.53	552,964.72
57557 042_DS GROSSMONT UHSD 2008 2017H-1	1.83		1.83	1.81
57558 042_DS GROSSMONT UHSD 2008 2017H-2	146,706.95		146,706.95	145,138.42
57559 046_DS SWEETWATER UNION DS 200	47,939,154.02	47,252,976.90	686,177.12	680,077.01
57561 046_DS SWEETWATER UNION DS 2000B	89,124,555.06	89,124,555.06		
57562 046_DS SWEETWATER UN HIGH 2000C	198,785,314.43	196,054,159.41	2,731,155.02	2,690,294.87
57563 046_DS SWEETWATER UNION HIGH 2008A	6.84		6.84	6.79
57564 046_DS SWEETWATER UHSD 2014 REF BO	1,931,642.31		1,931,642.31	1,909,864.95
57565 046_DS SWEETWATER UHSD 2016 REF BO	2,354,920.69		2,354,920.69	2,332,027.88
57566 046_DS SWEETWATER UHSD 2006 ELEC 2	1,858,743.75		1,858,743.75	1,834,701.56
57567 041_DS FALLBROOK UNION HIGH 2017A	165,733.12		165,733.12	164,113.46
57568 046_DS SWEETWATER UHSD 2006 2018C	253,411.94		253,411.94	250,875.84
57569 061_DS POWAY SFID2002-1 2019REF	2,161,233.26		2,161,233.26	2,137,142.88
57570 061_DS POWAY USD 2008B	14,197.21		14,197.21	14,090.05
57571 061_DS POWAY USD SFID 2002-1 2011	77.94		77.94	68.29
57572 061_DS POWAY USD SFID 2002-1B 2014	2,512,765.21		2,512,765.21	2,482,812.02
57574 042_DS GROSSMONT UHSD 2017 REF	365,598.78		365,598.78	362,535.65
57575 045_DS SAN DIEGUITO UHSD 2012D-1	0.46		0.46	0.46
57576 045_DS SAN DIEGUITO UHSD 2012D-2	181,904.50		181,904.50	180,348.95
57577 042_DS GROSSMT UHSD 2016 2018B	528,652.08		528,652.08	523,457.84
57578 042_DS GROSSMT 2016 2019C MEAS BB	407,000.31		407,000.31	403,004.64
57579 042_DS GROSSMT 2008 2019I PROP U	126,614.18		126,614.18	125,429.42
57580 042_DS GROSSMT PROP U 2020 REF	423,506.15		423,506.15	419,622.65
57581 045_DS SAN DIEGUITO UHSD 2020 REF	2,996,995.31		2,996,995.31	2,963,452.63
57582 041_DS FALLBROOK UHSD 2020 B	144,048.14		144,048.14	142,736.57
57583 042_DS GROSSMT 2008 PROP U 2020J	90,909.71		90,909.71	89,535.60
57584 042_DS GROSSMONT UHSD 2021K	6,056.27		6,056.27	6,010.56
57585 045_DS SAN DIEGUITO UHSD 2021 REF	300,914.31		300,914.31	297,831.69
57586 045_DS SAN DIEGUITO UHSD 2021E-1	309,831.82		309,831.82	307,493.27
57587 045_DS SAN DIEGUITO UHSD 2021E-2	477,966.66		477,966.66	473,802.66
57588 041_DS FALLBROOK UHSD 2022C	482,464.54		482,464.54	477,860.24
57589 042_DS GROSSMONT UHSD 2022L	244,794.98		244,794.98	242,456.58
57590 046_DS SWEETWATER UHSD 2022A	2,759,498.70		2,759,498.70	2,719,139.71
57591 046_DS SWEETWATER USHD 2022D	328,102.75		328,102.75	324,406.54
57592 046_DS SWEETWATER UHSD 2024 REF	1,848,155.97		1,848,155.97	1,839,161.29
57593 046_DS SWEETWATER UHSD 2025A-1	13,283.74		13,283.74	11,101.34
57594 046_DS SWEETWATER UHSD 2025A-2	1,296,942.58		1,296,942.58	1,294,840.06
57595 042_DS GROSSMONT UHSD 2024A REF	398,328.76		398,328.76	396,879.28
57596 042_DS GROSSMONT UHSD 2024B REF	33,478.45		33,478.45	33,400.13
57598 045_DS SAN DIEGUITO UHSD 2025 REF	478,685.64		478,685.64	477,654.14

PERIODIC FINANCIAL STATEMENT - SCHEDULE OF BALANCE SHEET AND CASH TOTALS BY FUND - GL040

Date:08-DEC-2025 12:42:14

COSD

Current Period: NOV-25

Currency: USD

No specific FUND requested

FUND	ASSETS	LIABILITIES	FUND BALANCE	CASH
57599 046_DS SWEETWATER UHSD 2025A-3	90,637.44		90,637.44	90,327.12
57600 012_01_CHTR GENFUND LITERACY 1ST C	17,562,555.90		17,562,555.90	17,425,948.67
57605 027_01_CHTR SUN VALLEY CHARTER SCH	5,380.95		5,380.95	5,340.34
57614 022_39_CHTR JULIAN CHARTER SCHOOL	319,827.51		319,827.51	317,079.91
57615 084_01_CHTR COASTAL ACADEMY CHARTE	1,912,343.65		1,912,343.65	1,893,807.11
57616 100_01 SCH OF BUSINESS AND TECHNLG	14.02		14.02	13.91
57618 027_62_CHTR SUN VALLEY	24,830.48		24,830.48	24,643.07
57619 073_62_CHTR GUAJOME PARK ACADEMY E	22,576,728.39		22,576,728.39	22,409,126.35
57625 095_01_CHTR BALLANTYNE CHRTR GN FU	5,371,629.12		5,371,629.12	5,330,821.49
57626 156_62 ALL TRIBES ELEM CHARTER	278,862.92		278,862.92	275,715.37
57627 149_11 EJE MIDDLE ACDMY CHRTR SCH	932,726.27		932,726.27	922,276.78
57628 157_62 MAAC COMMUNITY CHARTER	1,861,111.84		1,861,111.84	1,848,287.76
57630 096_01_CHTR BAYSHORE PREP CHARTER	166.24		166.24	166.24
57632 148_62 LEONARDO DAVINCI HLTH SC CH	785,444.33		785,444.33	780,510.19
57636 233_62_CHTR SDCOE JCS-MANZANITA	415,599.05		415,599.05	413,348.27
57637 230_62_CHTR SDCOE CLASS AC VISTA	953,599.47		953,599.47	947,588.59
57638 224_62_CHTR SDCOE COMM MONTESSORI	2,742,726.08		2,742,726.08	2,728,532.54
57639 225_62_CHTR SDCOE DIMENSIONS COLLA	2,673,417.08		2,673,417.08	2,659,288.40
57640 094_62_CHTR CA VIRTUAL ACADEMY AT	4,353,569.61		4,353,569.61	4,328,018.82
57641 167_62_ CHTR CA VIRTUAL AT SANTA Y	300,997.66		300,997.66	298,523.89
57646 221_62_CHTR SBE COLL PREP MID LM S	387,243.55		387,243.55	385,498.00
57647 222_62_CHTR SBE VISTA SPRINGS	1,282,334.85		1,282,334.85	1,277,010.00
57648 223_62_CHTR SDCOE PACIFIC SPRINGS	1,829,709.40	600,000.00	1,229,709.40	1,826,835.06
57649 219_62_CHTR SBE BAYPOINT PREP ACAD	227,612.00		227,612.00	223,059.81
57650 083_01_ SIATECH INC CHARTER SCHOOL	8,758,872.02		8,758,872.02	8,714,639.89
57652 100_62 STEELE CANYON HS CHARTER	16,468,346.99		16,468,346.99	16,350,067.14
57655 092_01_CHTR PAC VIEW CHARTER GEN F	11,467,383.59		11,467,383.59	11,379,570.92
57656 092_02_CHTR PAC VIEW CHARTER SPEC	110,415.89		110,415.89	109,582.49
57657 089_62_CHTR NEW SCHOOL CHARTER ENT	12,418.62		12,418.62	12,324.88
57659 100_62 NORTH COUNTY TRADE TECH CHR	174,397.54		174,397.54	173,698.42
57663 100_62 HIGH TECH HIGH STATE BEN CH	32,512,480.02		32,512,480.02	32,286,334.85
57664 195_62_CHTR SBE THRIVE PUBLIC SCHO	3,243.69		3,243.69	3,219.20
57666 144_62 ALL TRIBES CHARTER SCH	120,570.22		120,570.22	119,128.74
57670 019_62 RIVER VALLEY HI CHARTER ENT	103,217.26		103,217.26	98,039.56
57675 244_62_CHTR SDCOE IFTIN ENT FD	2,445,328.73		2,445,328.73	2,427,254.17
57676 246_62_CHTR DUAL LANG IMMRSN NC	966,255.81		966,255.81	958,859.55
57677 247_62_CHTR HOWARD GARDNER COMM E	180,201.37		180,201.37	179,496.23
57678 248_62_CHTR AUDEO II ENTERPRSE	4,014,209.90		4,014,209.90	3,988,968.48
57679 030_62_CHTR HERITAGE K-8 CHTR ENT	9,888,309.52		9,888,309.52	9,814,053.13
57680 252_62_CHTR SBE ALTUS EAST ENT FD	4,357,537.22		4,357,537.22	4,327,744.45
57681 253_62_CHTR EUHS ALTUS NORTH ENT F	2,566,367.13		2,566,367.13	2,551,054.69
57682 254_62_CHTR SBE ALTUS SOUTH BAY EN	3,032,641.52		3,032,641.52	3,013,177.69

PERIODIC FINANCIAL STATEMENT - SCHEDULE OF BALANCE SHEET AND CASH TOTALS BY FUND - GL040

Date:08-DEC-2025 12:42:14

COSD

Current Period: NOV-25

Currency: USD

No specific FUND requested

FUND	ASSETS	LIABILITIES	FUND BALANCE	CASH
57800 116_01_CHTR SDUSD HOLLY DR LEADR C	333,810.20		333,810.20	331,198.97
57812 100_00 SDUSD HEALTH SCIENCES CHAR	7,332,551.13		7,332,551.13	7,280,764.96
57813 100_00 SDUSD ARROYO PASEO CHAR	22,932.74		22,932.74	22,759.64
57814 119_01_CHTR SDUSD HEALTH SCIENCES	27.23		27.23	27.03
57820 130_01_CHTR SDUSD OFARRELL CHARTER	25,939,243.59		25,939,243.59	25,761,688.52
57822 159_01 SDUSD OLD TOWN ACADEMY CHRT	149,280.86		149,280.86	147,905.13
57823 160_01 SDUSD E3 CIVIC HIGH CHTR	1,309,162.32		1,309,162.32	1,301,427.36
57824 161_01 SDUSD AMERICAS FINEST CHART	1,680,058.93		1,680,058.93	1,665,736.52
57825 162_01 SDUSD CITY HEIGHTS PREP	1,141,759.29		1,141,759.29	1,132,892.01
57850 085_01_CHTR SDUSD PREUSS CHARTER S	8,138,146.88		8,138,146.88	8,106,302.48
57855 150_01_CHRT SDUSD EVANGELINE ROBER	114,423.06		114,423.06	113,559.42
57860 069_01_CHTR SDUSD CHARTER SCH OF S	12,744,200.93		12,744,200.93	12,655,344.97
57861 069_02_CHTR SDUSD CHARTER SPECIAL	670,346.02		670,346.02	665,286.37
57866 155_01_SDUSD COLEMAN TECH HIGH CHR	733,034.42		733,034.42	728,420.62
57870 056_01_CHTR SDUSD HIGH TECH HIGH C	1,635,306.52		1,635,306.52	1,623,033.16
57872 154_01_SDUSD SD GLOBAL VISION CHTR	2,237,605.37		2,237,605.37	2,220,968.49
57880 107_01_CHTR SDUSD HIGH TECH ELEM E	1,175,794.12		1,175,794.12	1,156,397.41
57882 170_01_SDUSD KAVOD ELEM CHTR	1,114,714.30		1,114,714.30	1,107,148.69
57890 128_01_CHTR SDUSD MUSEUM SCHOOL CH	175,521.41		175,521.41	174,624.24
57891 137_02_CHTR SDUSD INNOVATIONS ACAD	2,700,532.12		2,700,532.12	2,679,440.26
57892 190_01_CHTR SDUSD ELEVATE ELEM CHA	789,707.25		789,707.25	781,334.07
57893 191_01_CHTR SDUSD EMPOWER CHARTER	419,987.13		419,987.13	418,174.56
57894 192_01_CHTR SDUSD HIGH TECH ELEM C	1,560,364.03		1,560,364.03	1,541,567.85
57895 196_01_CHTR SDUSD INGENUITY CHARTE	7,026,601.46		7,026,601.46	6,980,314.14
57896 220_01_CHTR SDUSD NUA 1001 STEAM	93.11		93.11	70.30
57900 111_01_CHTR SDUSD HARRIET TUBMAN C	1,920,193.50		1,920,193.50	1,910,230.58
57920 124_01_CHTR SDUSD MCGILL SCH SUCC	262,629.13		262,629.13	261,254.89
57925 008_01_CHTR SDUSD DARNALL EAST CMP	691,041.31		691,041.31	688,052.08
57930 132_01_CHTR SDUSD SD COOPERATIVE C	5,174,768.51		5,174,768.51	5,135,979.77
57931 138_02_CHTR SDUSD URBAN DISCOVERY	309,375.49		309,375.49	306,532.49
57935 058_01_CHTR SDUSD AUDEO CHARTER SC	3,875,927.27		3,875,927.27	3,850,826.41
57939 121_51_CHTR SDUSD KING/CHAVEZ HIGH	5,211,468.87		5,211,468.87	5,172,237.02
57940 121_01_CHTR SDUSD KING CHAVEZ CHAR	5,057,346.83		5,057,346.83	5,019,095.77
57941 121_11_CHTR SDUSD KING/CHAVEZ PRIM	5,457,578.87		5,457,578.87	5,417,262.27
57942 121_21_CHTR SDUSD KING/CHAVEZ ARTS	41,668.88		41,668.88	41,135.83
57944 121_41_CHTR SDUSD KING/CHAVEZ PREP	113,524.66		113,524.66	113,072.15
57956 101_11_CHTR SDUSD-EINSTEIN ACD MDL	1,069,083.24		1,069,083.24	1,059,780.31
57960 118_01_CHTR SDUSD KEILLER MIDDLE C	5,589,877.45		5,589,877.45	5,548,614.97
57965 110_01_CHTR SDUSD GOMPERS MIDDLE C	943.83		943.83	
57966 110_01_CHTR SDUSD GOMPERS PREP ACA	10,854,082.63		10,854,082.63	10,769,489.95
57975 114_01_CHTR SDUSD HIGH TECH MID CH	1,585,160.04		1,585,160.04	1,568,642.75
57980 126_01_CHTR SDUSD MAGNOLIA SCI ACA	122,618.09		122,618.09	119,866.38

PERIODIC FINANCIAL STATEMENT - SCHEDULE OF BALANCE SHEET AND CASH TOTALS BY FUND - GL040

Date:08-DEC-2025 12:42:14

COSD

Current Period: NOV-25

Currency: USD

No specific FUND requested

FUND	ASSETS	LIABILITIES	FUND BALANCE	CASH
57985 123_01_CHTR SDUSD KIPP ADELANTE CH	1,199,627.66		1,199,627.66	1,196,345.74
57988 112_01_CHTR HGH TCH HIGH MEDIA ART	3,388,840.29		3,388,840.29	3,362,008.90
57990 113_01_CHTR SDUSD HIGH TECH INTERN	2,368,424.63		2,368,424.63	2,347,630.18
57991 088_01_CHTR SDUSD LEARNG CHOICE AC	1,644,363.49		1,644,363.49	1,624,907.10
57992 115_01_CHTR HGH TCH MIDDL MEDIA A	2,033,304.18		2,033,304.18	2,016,098.15
58101 077_62_CHTR ESCONDIDO CHTR HI ENT	6,212,236.87		6,212,236.87	6,164,459.94
58110 013_01_CHTR CLASSICAL ACADEMY GENE	2,359,870.68		2,359,870.68	2,339,798.20
58120 134_01_CHTR CLASSICAL ACDMY HIGH C	1,787,947.85		1,787,947.85	1,769,749.97
58200 053_01 GROSS CUY COMM COLL GEN	68,697,962.13		68,697,962.13	68,121,817.84
58203 053_05 GROSS CUY CC CAP OUTLAY	72,439,477.78		72,439,477.78	71,968,133.30
58204 053_16 GROSS CUY SELF INSURANCE	3,334,872.54		3,334,872.54	3,315,313.10
58206 053_20 GROSS CUY FOUNDATION TRST	59,737.88		59,737.88	59,288.99
58207 053_10 GROSS CUY BLDG AND DEBT SVC	0.60		0.60	
58208 053_25 GROSS CUY CC BLDG FUND 2	37,539,082.12		37,539,082.12	37,221,190.47
58209 052_01 PALOMAR COMM COLL GENERAL	57,380,326.80		57,380,326.80	56,771,167.00
58212 052_05 PALOMR CC CAP OUTLAY PROJ	34,071,461.55		34,071,461.55	33,798,015.18
58215 052_06 PALOMR CHILD DEV EC 16750	1,369,959.54		1,369,959.54	1,360,796.10
58217 052_10 PALOMAR CC BLDG FUND	100,989,856.76		100,989,856.76	100,125,332.03
58221 052_20 PALOMAR CC FOUNDATION TR	640,239.58		640,239.58	636,173.23
58224 052_76 POST RETIRE BENEFITS PCC	4,348,956.97		4,348,956.97	4,303,476.64
58227 054_01 MIRACOSTA COMM COL GEN	21,137,387.97		21,137,387.97	20,765,139.40
58230 054_05 MIRCST CC CAP OUTLAY PROJ	42,434,841.91		42,434,841.91	42,079,609.26
58233 054_11 MIRACOSTA DEBT SERV OTHER	3,233,098.03		3,233,098.03	3,208,739.17
58234 054_73 MIRACOSTA FOUNDATION TRUST	278,196.85		278,196.85	276,544.88
58236 054_30 MIRACOSTA DEDUCT INS LOSS	1,525,777.16		1,525,777.16	1,515,669.01
58237 054_43 MIRACOSTA BLDG MM BOND	77,297,984.45		77,297,984.45	76,632,161.77
58239 060_01 S D COMM COLL DIST GEN	123,349,164.83		123,349,164.83	122,195,171.28
58243 060_45 SDCCD PROP HH BLDG FND-TXE	705,596,405.09		705,596,405.09	700,195,152.71
58245 060_04 SD COMM COLL CAFETERIA	1,539,609.36		1,539,609.36	1,535,930.52
58248 060_05 SD CC CAPITAL OUTLAY PROJ	42,822,855.80		42,822,855.80	42,484,008.20
58251 060_06 SD COM CHILD DEV EC 16750	5,482,651.30		5,482,651.30	5,442,351.77
58253 060_15 SDCCD ADMIN FACILITIES CORP	126,276.82		126,276.82	125,323.71
58254 060_36 SD COM COL STUDENT FIN AD	10,805,834.05		10,805,834.05	10,705,398.27
58257 060_85 SD COMM COL ENTERPRISE	351,274.61		351,274.61	347,588.02
58259 060_59 SDCCD KSDS RADIO STATION	1,096,077.51		1,096,077.51	1,088,216.64
58260 060_90 SD COMM COLL PAYROLL REV	50,970.49		50,970.49	50,970.49
58262 060_45 SDCCD PROP HH BUILDING FD	136,774,552.40		136,774,552.40	135,683,758.58
58263 055_01 SOUTHWESTERN COM COL GENL	21,146,794.55		21,146,794.55	20,833,844.18
58266 055_02 SO WESTERN SP RES CAP OUT	25,432.61		25,432.61	25,240.65
58269 055_05 SOWEST CC CAP OUTLAY PROJ	8,076,558.70		8,076,558.70	8,021,628.82
58272 055_16 SOUTHWESTERN CC SELF INS	1,566.97		1,566.97	1,556.79
58273 055_25 SOUTHWESTERN COM COL BLDG P	1,624.28		1,624.28	1,613.08

PERIODIC FINANCIAL STATEMENT - SCHEDULE OF BALANCE SHEET AND CASH TOTALS BY FUND - GL040

Date:08-DEC-2025 12:42:14

COSD

Current Period: NOV-25

Currency: USD

No specific FUND requested

FUND	ASSETS	LIABILITIES	FUND BALANCE	CASH
58274 055_09 SOUTHWESTERN CC OTHER BLDG	85,703,800.14		85,703,800.14	84,963,961.09
58275 055_20 SOWEST CC FOUNDATION TR	318,315.32		318,315.32	315,912.72
58278 055_31 SOUTHWESTERN CC BLDG MEAS S	120,015,704.54		120,015,704.54	119,449,380.80
58490 053_DS GROSS CUY CC 2021C	646,298.90		646,298.90	640,563.80
58491 053_DS GROSS CUY CC 2021 REF	1,046,707.75		1,046,707.75	1,034,751.84
58492 053_DS GROSS CUY CC 2018 REF	3,492,179.55		3,492,179.55	3,467,200.02
58493 053_DS GROSS CUY CC 2018B	1,391,131.19		1,391,131.19	1,378,352.25
58494 053_DS GROSS CUY CC 2013 REF BONDS	102,492.78		102,492.78	101,808.76
58495 053_DS GROSS CUY CC 2012 ELEC 2013	371,827.19		371,827.19	369,020.70
58496 053_DS GROSS CUY COMM COLL 2008C	3,118,000.01		3,118,000.01	3,060,121.96
58497 053_DS GROSS CUY COMM COLL 2008 RE	3.97		3.97	3.94
58498 053_DS GROSS CUY COMM COL 2005 B	(2,683,216.47)	(2,683,216.67)	0.20	0.20
58499 053_DS GROSS CUY COMM COL 2003A	74,593,381.25	74,593,381.25		
58501 055_DS SOUTHWESTERN CC DS 00 01/20	65,566,910.10	65,566,910.10		
58502 055_DS SOUTHWESTERN CC 2004	99,329,251.72	97,961,760.00	1,367,491.72	1,353,906.67
58503 055_DS SOUTHWESTERN CC REF 2005B	(3,013,990.11)	(3,013,999.83)	9.72	9.65
58504 055_DS SOUTHWESTERN CC PROP R 2009	1.63		1.63	1.61
58505 055_DS SOUTHWESTERN CC 2008 ELEC 2	7.36		7.36	7.30
58506 055_DS SOUTHWESTERN CC 2008 ELEC 2	639,788.47		639,788.47	634,960.94
58508 055_DS SOUTHWESTERN CC 2015 REF	1,319,340.97		1,319,340.97	1,300,421.83
58509 055_DS SOUTHWESTERN CC 2008 ELEC 2	168.43		168.43	167.16
58510 055_DS SOUTHWESTERN CC 2016 REF A	170.00		170.00	168.71
58511 055_DS SOUTHWESTERN CC 2016 REF B	1,860,513.94		1,860,513.94	1,840,245.59
58512 055_DS SOUTHWESTERN CC 2016 ELEC 2	1,139,231.42		1,139,231.42	1,127,977.20
58513 055_DS SOUTHWESTERN CC PROP R 2020	970,432.33		970,432.33	958,931.01
58514 055_DS SOUTHWESTERN CC PROP R 2020	392,261.47		392,261.47	387,168.04
58515 055_DS SOUTHWESTERN CC MEAS Z 2020	138,991.55	23,828.74	115,162.81	137,049.11
58516 055_DS SOUTHWESTERN CC 2021 REF	1,311,510.17		1,311,510.17	1,299,035.34
58517 055_DS SOUTHWESTERN CC 2021C	384,163.91		384,163.91	380,025.06
58518 052_DS PALOMAR CC DS 2006D	2,283,917.82		2,283,917.82	2,262,105.87
58519 052_DS PALOMAR CC DS 2006C	665,763.65		665,763.65	655,439.38
58520 052_DS PALOMAR CC DS 2006A	3.20		3.20	3.18
58521 052_DS PALOMAR CC DS 2006B	2,159,605.86		2,159,605.86	2,136,362.16
58522 052_DS PALOMAR CC 2015 GO REF BOND	2,245,816.91		2,245,816.91	2,230,128.18
58523 052_DS PALOMAR CC 2017 REF	1,642,749.58		1,642,749.58	1,628,013.34
58524 052_DS PALOMAR CC 2020 REF	2,627,076.58		2,627,076.58	2,600,535.60
58525 052_DS_PALOMAR CC 2021 GO REF	2,569,969.20		2,569,969.20	2,552,755.43
58535 054_DS MIRACOSTA CC 2016A	897,443.98		897,443.98	888,911.27
58536 054_DS MIRACOSTA CC 2016B	2,233,862.62		2,233,862.62	2,212,579.79
58537 054_DS MIRACOSTA CCD 2016C	1,908,101.36		1,908,101.36	1,886,851.46
58540 055_DS SOUTHWESTERN CC 2021D	1,654,019.08		1,654,019.08	1,613,159.73
58541 055_DS SOUTHWESTERN CC 2021F	606,602.74		606,602.74	600,123.98

PERIODIC FINANCIAL STATEMENT - SCHEDULE OF BALANCE SHEET AND CASH TOTALS BY FUND - GL040

Date:08-DEC-2025 12:42:14

COSD

Current Period: NOV-25

Currency: USD

No specific FUND requested

FUND	ASSETS	LIABILITIES	FUND BALANCE	CASH
58542 055_DS SOUTHWESTERN CC 2025A	6,697,387.83		6,697,387.83	6,665,784.55
58550 060_DS SD CC SERIES 2003A	111,576,942.10	111,576,942.10		
58551 060_DS SD CC SERIES 2003B	(8,003,395.83)	(8,003,395.83)		
58553 060_DS SAN DIEGO COMM COLL PROP S	3,717.05		3,717.05	3,688.99
58554 060_DS SAN DIEGO COMM COLL 2011 RE	251.41		251.41	249.51
58555 060_DS SAN DIEGO COMM COLL 2006 EL	525.02		525.02	521.06
58556 060_DS SAN DIEGO COMM COLL 2002 EL	348,070.43		348,070.43	345,443.47
58557 060_DS SAN DIEGO CC 2012 REF	49,533.74		49,533.74	49,159.83
58558 060_DS SDCCD 2006 SERIES 2013	429,648.00		429,648.00	426,405.08
58559 060_DS SDCCD 2002 SERIES 2013	500,618.07		500,618.07	496,839.49
58560 060_DS SDCCD 2006 SERIES 2016	2,413,005.89		2,413,005.89	2,384,650.83
58561 060_DS SDCCD 2016 REF	9,392,858.83		9,392,858.83	9,287,408.38
58562 060_DS SDCC2019REF PROPNS SERA	11,345,698.70		11,345,698.70	11,205,778.22
58563 060_DS SDCC2019REF PROPNS SERB	1,904,935.89		1,904,935.89	1,889,487.29
58564 060_DS SDCCD 2021 REF	6,458,711.24		6,458,711.24	6,390,774.13
58565 060_DS SDCCD 2024 REF	3,646,314.85		3,646,314.85	3,613,569.15
58566 060_DS SDCCD SERIES 2025 A-1	31,863,639.53		31,863,639.53	31,582,916.33
58567 060_DS SDCCD SERIES 2025 A-2	6,663,589.13		6,663,589.13	6,646,737.79
58570 061_DS POWAY USD 2025 REF	986,569.14		986,569.14	978,213.77
61000 CO OFFICERS CASH OVERAGE	4,960.44		4,960.44	4,960.44
61003 AAA VOLUNTEER RECOGNITION	46,719.42		46,719.42	46,373.28
61005 EMS - MADDY FUND	773,213.44		773,213.44	767,854.12
61006 CIVIL DEFENSE TRUST	15,192.09		15,192.09	15,192.09
61008 STATE EMT FEE COLLECTIONS	41,918.48	221.00	41,697.48	41,918.48
61010 AWM SUSPENSE FUND	(2,008.80)		(2,008.80)	(2,008.80)
61011 2024 FLOOD REIMBURSMENT FUND	736,113.11		736,113.11	736,109.48
61018 AUDITOR SUSPENSE TRUST	27,089.47		27,089.47	27,089.47
61019 COUNTY OFFICER CASH SHORTAGES	500.00		500.00	500.00
61020 AB780 EQUIPMENT AND REG	93,902.04		93,902.04	93,902.04
61022 SALES AND USE TAX CLEARING FUND	122,639.61	83,948.15	38,691.46	122,639.61
61023 BACK UP WITHHOLDING FOR FTB 7%	4,073.77	180.09	3,893.68	4,073.77
61025 COUNTY LOCAL REVENUE FUND 2011	68,149,100.75		68,149,100.75	68,149,100.75
61026 LOCAL COMMUNITY CORRECTIONS	172,780,815.86		172,780,815.86	172,780,815.86
61027 DPLU SUSPENSE FUND	(149,635.73)		(149,635.73)	(149,635.73)
61029 FIRESTORM 2007 TRUST FUND	791,258.89		791,258.89	791,258.89
61032 LOCAL INNOVATION SUBACCOUNT	6,050,954.05		6,050,954.05	6,050,954.05
61036 AUDITOR OFF HWY LIC FEES	468,102.76		468,102.76	468,102.76
61040 ARPA TRUST FUND	49,852,424.43		49,852,424.43	49,852,424.43
61042 CO INVESTOR RELATIONS PRG	349,477.60		349,477.60	347,284.51
61045 CLERK BOARD OF SUPERVISOR	197,700.00		197,700.00	197,700.00
61060 BOARD SPECIAL EVENTS TRUST FUND	36,078.16		36,078.16	36,078.16
61075 CTN SPONSORSHIP TRUST MPR	15,771.34		15,771.34	15,771.34

PERIODIC FINANCIAL STATEMENT - SCHEDULE OF BALANCE SHEET AND CASH TOTALS BY FUND - GL040

Date:08-DEC-2025 12:42:14

COSD

Current Period: NOV-25

Currency: USD

No specific FUND requested

FUND	ASSETS	LIABILITIES	FUND BALANCE	CASH
61079 PD REVOCATION HEARINGS	10,542,100.83		10,542,100.83	10,542,100.83
61084 DISTRICT ATTORNEY	850,686.07		850,686.07	787,616.26
61085 DA REVOCATION HEARINGS	14,770,597.47		14,770,597.47	14,770,597.47
61087 CHILD SUPPORT IVD FUNDING	6,724,385.54		6,724,385.54	6,724,385.54
61090 D A NARCOTICS SEIZURES	7,284,886.01	51,840.11	7,233,045.90	7,229,842.95
61093 D A REGIONAL AUTO THEFT	5,447,710.28		5,447,710.28	5,447,710.28
61096 D A REAL ESTATE FRAUD PROS	1,955,864.35		1,955,864.35	1,955,864.35
61102 JUDGE GRANT ASSET FORFEIT	446,006.19		446,006.19	442,639.81
61106 GF DISP PRPTX INC AB1484TRUEUP	46,290,648.33		46,290,648.33	45,941,254.94
61111 COUNTY LIBRARY	1,190,135.34		1,190,135.34	1,181,900.65
61114 CO LIBRARY SAN MARCOS	377,474.03		377,474.03	374,627.09
61117 EDGEMOOR OTHER FUNDS	58,803.85		58,803.85	58,503.85
61120 EDGEMOOR PATIENTS FUNDS	411,719.08	792.15	410,926.93	406,071.57
61123 ENVIRONMENTAL HEALTH	7,352,620.40	862,661.84	6,489,958.56	7,352,620.40
61124 DEH SUSPENSE FUND	(61,909.48)	2,110.00	(64,019.48)	(61,909.48)
61129 PUB HLTH VIT AND HLTH STAT	600,923.21		600,923.21	600,923.21
61130 DHS LPH PREPAREDNESS	19,958.96		19,958.96	18,793.92
61134 CHILD PASSENGER SAFETY	5,340.63		5,340.63	5,340.63
61142 STORMWATER TRUST FUND	1,236,985.24		1,236,985.24	1,227,966.28
61143 LEA ASSISTANCE GRANT	472.96		472.96	297.70
61148 HHSA DONATION FUND	341,371.97		341,371.97	341,371.97
61149 STATE SHARE FEES COLLECTIONS	139,636.60		139,636.60	139,636.60
61157 MENTAL HEALTH WIC 5892	283,505,694.94	281,006,665.33	2,499,029.61	281,471,412.10
61158 BEHAVIORAL HEALTH IMPACT FUND	19,510,721.82		19,510,721.82	19,510,721.82
61165 AB75 HEALTH EDUCATION	639,410.91	599,974.00	39,436.91	634,672.96
61166 PROP 56 TOBACCO TAX INC 2016	28,132.07		28,132.07	27,604.64
61168 PHYSICIAN EMS SB12 612	3,854,323.94		3,854,323.94	3,825,029.85
61249 H R COMM STATUS OF WOMEN	1,469.82		1,469.82	1,469.82
61250 EMPLOYEE WELLNESS PROGRAM	309,816.29		309,816.29	309,816.29
61253 2024 STORM EVENT INS CLAIMS	22,057.08		22,057.08	22,057.08
61264 ANIMAL CONT PUBLIC ED	672,118.11	5,427.58	666,690.53	666,660.55
61265 MEDICAL EXPENSE FUND	315,173.00	1,037.01	314,135.99	315,173.00
61281 SO CO ANIMAL SHELTER BLDNG	149,699.12		149,699.12	148,705.06
61282 NO CO ANIMAL SHELT BLDG	8,585.71		8,585.71	8,520.91
61309 PROBATION DONATIONS	25,259.27		25,259.27	5,865.54
61312 PUBLIC ADMINISTRATOR	71,764.52		71,764.52	71,222.66
61315 RECORDER MICROGRAPHICS	6,426,109.41		6,426,109.41	6,426,109.41
61317 E RECORDING TRUST FUND	5,324,149.48		5,324,149.48	5,324,149.48
61318 RECORDER MODERNIZATION	18,409,560.95		18,409,560.95	18,409,560.95
61319 UMBILICAL CORD BLOOD	15,514.00		15,514.00	15,514.00
61321 RECORDER VITAL HLTH STATS	3,702,296.77		3,702,296.77	3,702,296.77
61322 RECORDER MISS PERSONS D	2,840.50		2,840.50	2,840.50

PERIODIC FINANCIAL STATEMENT - SCHEDULE OF BALANCE SHEET AND CASH TOTALS BY FUND - GL040

Date:08-DEC-2025 12:42:14

COSD

Current Period: NOV-25

Currency: USD

No specific FUND requested

FUND	ASSETS	LIABILITIES	FUND BALANCE	CASH
61324 REGISTRAR OF VOTERS	26,761,318.09	105.47	26,761,212.62	26,761,318.09
61325 HELP AMERICA VOTE ACT (HAVA)	9,034.08		9,034.08	8,965.89
61330 ASSESSOR	1,927.11		1,927.11	1,927.11
61331 BUILDING HOMES AND JOBS TRUST FUND	3,261,600.00		3,261,600.00	3,261,600.00
61333 SHERIFF	4,383,348.82	3,701.71	4,379,647.11	3,867,703.41
61334 CONTRACT CITY INSURANCE LIAB	1,386,701.38		1,386,701.38	1,386,701.38
61337 SHERIFF FINGERPRINT ID	12,643,683.10		12,643,683.10	12,557,409.15
61345 SHERIFF RESERVES FUND	41,647.52		41,647.52	41,647.52
61346 SHERIFF RCS FUND	9,305,089.62		9,305,089.62	9,232,663.98
61349 TTC TRAINING AND EDUCATION	33,776.15		33,776.15	33,776.15
61350 T TC TRAVELERS EXPRESS MO CF	(1,292.05)		(1,292.05)	(1,292.05)
61360 SOC SERV CLEARING FUND	67,494,863.86		67,494,863.86	67,494,863.86
61405 WATERFRONT OPERATION AND MTNCE	1,318,203.88		1,318,203.88	1,318,203.88
61406 SWEETWATER VALLEY LL-ART TURF	235,769.48		235,769.48	233,989.94
61407 LAND STEWARDSHIP-MSCP MITIGAT	1,121,333.38		1,121,333.38	1,112,869.76
61408 PARKS AND RECREATION	83,516.97	1,532.40	81,984.57	83,516.97
61409 LAKESIDE SKATE PARK	90,178.43		90,178.43	89,497.78
61410 PKS VARIOUS PROJECTS INT FUND	378,280.97		378,280.97	356,941.21
61411 SANTA MARIA CK FLOOD PROTECTION	242,201.94		242,201.94	240,373.84
61412 PKS VARIOUS PROJECTS FUND	4,922,380.50		4,922,380.50	4,922,380.50
61413 PKS NAMING RIGHTS FUND	65,749.00		65,749.00	65,749.00
61414 SHERIFFS CIVIL AUTOMAT	1,545,461.36		1,545,461.36	1,545,461.36
61415 SHERIFF MENTAL HEALTH TRAINING	9,501.58		9,501.58	9,429.86
61416 BHC MENTAL HEALTH DIVERSION	24,331.89		24,331.89	24,331.89
61417 SHERIFFS VEH INSPECT FEE	22,396.76		22,396.76	22,396.76
61419 REGIONAL COMM SYS REPLACEMENT	231,608.91		231,608.91	231,608.91
61420 ASTREA	5,082,800.53		5,082,800.53	5,082,800.53
61421 SHERIFF DONATION FUND	275,092.44		275,092.44	275,092.44
61422 DISARMING PROHIBITED PERSONS	608,032.24		608,032.24	608,032.24
61424 CORONAVIRUS EMERG SUPP FUND	42,258.06		42,258.06	41,939.11
61425 SB1383 CALRECYCLE LOCAL ASST	260,330.84		260,330.84	258,413.16
61426 USED OIL PAYMENT PROGRAM	52,415.91		52,415.91	52,022.25
61427 BEVERAGE CONTAINER CCPP	220,529.36		220,529.36	219,319.68
61428 PKS TJRV NAVY REPI	2,428,905.53		2,428,905.53	2,428,905.53
61465 DNA IDENTIFICATION FUND	47,337.55		47,337.55	46,451.19
61466 DNA IDENTIFICATION FUND II	1,596,195.29		1,596,195.29	1,584,715.07
61467 DNA IDENTIFICATION FUND III	188,432.85		188,432.85	185,567.20
61470 REAL ESTATE SERVICES SECURITY DEPO	80,168.27	31,504.38	48,663.89	80,168.27
61480 ENERGY EFFICIENCY TRUST FUND	1,100,510.24		1,100,510.24	1,100,510.24
61504 2018 HGV IA1 BOND FUND	95,793.00		95,793.00	
61505 2018 HGV IA1 REDEMPTION FUND	205,544.83		205,544.83	
61506 2018 HGV IA1 ADMIN FUND	23,081.29		23,081.29	

PERIODIC FINANCIAL STATEMENT - SCHEDULE OF BALANCE SHEET AND CASH TOTALS BY FUND - GL040

Date:08-DEC-2025 12:42:14

COSD

Current Period: NOV-25

Currency: USD

No specific FUND requested

FUND	ASSETS	LIABILITIES	FUND BALANCE	CASH
61507 2018 HGV IA1 RESERVE FUND	2,216,214.46		2,216,214.46	
61508 2018 HGV IA1 SURPLUS FUND	387,945.12		387,945.12	
61510 2020 HGV IA2 BOND FUND	77,945.25		77,945.25	
61511 2020 HGV IA2 REDEMPTION FUND	151,454.09		151,454.09	
61512 2020 HGV IA2 ADMIN FUND	19,609.12		19,609.12	
61513 2020 HGV IA2 RESERVE FUND	1,844,026.95		1,844,026.95	
61514 2020 HGV IA2 SURPLUS FUND	334,022.97		334,022.97	
61515 2020 HGV IA2 REBATE FUND	49,957.04		49,957.04	
63000 CURRENT SEC TAXES AUDITOR	8,523,080,606.81	8,523,080,606.81		
63005 CURRENT SEC TAXES TAX COL	683,626,619.90		683,626,619.90	683,626,619.90
63010 SEC TAXES SRMS TAX COL	4,171,527.25		4,171,527.25	4,171,527.25
63015 CUR SEC IMMED CKS PROC TC	397.94		397.94	397.94
63020 CUR SEC ELECTRONIC FD TRF	153,115,214.61		153,115,214.61	153,115,214.61
63030 PRIOR SEC TAXES AUDITOR	147,350,660.40	147,350,660.40		
63035 PRIOR SEC TAXES TAX COL	16,593,024.55		16,593,024.55	16,593,024.55
63040 CURRENT UNSEC TAX AUDITOR	24,356,652.26	24,355,246.77	1,405.49	1,405.49
63045 CURRENT UNSEC TAXES TX CL	2,078,992.73		2,078,992.73	2,078,992.73
63101 TAX SALES 2005	6,361,077.47		6,361,077.47	6,361,077.47
63107 TAX SALES 2011	503,476.07		503,476.07	503,476.07
63108 TAX SALES 2013	563,833.46		563,833.46	563,833.46
63180 PRIOR UNSEC TAXES AUDITOR	117,846,007.88	117,846,007.88		
63185 PRIOR UNSEC TAXES TAX COL	1,529,413.33		1,529,413.33	1,529,413.33
63205 RACE HORSE TAX TAX COLL	188.83		188.83	188.83
63210 HIWAY LAND RENTAL AUDITOR	107,170.40		107,170.40	107,170.40
63215 DISCHARGED DELQ UNSEC AUDITOR	34,053.63		34,053.63	34,053.63
63220 MISCELLANEOUS TAX TAX COL	282,433.93		282,433.93	282,433.93
63230 PREPAID UNSEC TAX TAX COL	4,358.30		4,358.30	4,358.30
63265 REAL PROP TRSF TAX AUD	4,753,991.00		4,753,991.00	4,753,991.00
63270 REAL PROP TRSF TAX RECRD	4,186,813.72	3,370.35	4,183,443.37	4,186,813.72
63277 ERAF SUB ACCOUNT	126,861,081.22		126,861,081.22	126,861,081.22
63280 UNAPPORT PROP TAX RLF TST	5,671,708.14		5,671,708.14	5,671,708.14
63285 TAX TRUST FUND INTEREST	11,386,478.46		11,386,478.46	9,902,579.26
63565 REFUNDABLE SECURED TAXES	1,089,659.21		1,089,659.21	1,089,659.21
63570 REFUNDABLE UNSECURED TAX	563,668.31	13,510.58	550,157.73	563,668.31
63575 REFUNDABLE SB813 TAX COLL	1,565,842.71		1,565,842.71	1,565,842.71
63580 PR YR REDEMPTIONS RED	13,342,046.15		13,342,046.15	13,342,046.15
63585 PR YR SB813 REDMP RED	2,064,840.82	5,406.93	2,059,433.89	2,064,840.82
63590 PR YR UNSECURED REFUNDS	2,449,920.70	1,059.64	2,448,861.06	2,449,920.70
63595 RECORD FEES RECISION T C	20.00		20.00	20.00
63600 STATE TRST TAX REDEMP FEE	157,800.00		157,800.00	157,800.00
63605 AGENCY TRUST FUND AUDITOR	47,862.96		47,862.96	47,862.96
63610 UNAPPORTIONED AGCY REFUND	(15,551,343.71)		(15,551,343.71)	(15,551,343.71)

PERIODIC FINANCIAL STATEMENT - SCHEDULE OF BALANCE SHEET AND CASH TOTALS BY FUND - GL040

Date:08-DEC-2025 12:42:14

COSD

Current Period: NOV-25

Currency: USD

No specific FUND requested

FUND	ASSETS	LIABILITIES	FUND BALANCE	CASH
63620 VLF PROPERTY TAX COMPENSATION	310,686.92		310,688.92	309,041.68
64030 SUCCESSOR AGENCY RPTTF - CARLSBAD	77.25		77.25	
64031 SUCCESSOR AGENCY RPTTF - CHULA VIS	5,297,670.55		5,297,670.55	5,292,700.98
64032 SUCCESSOR AGENCY RPTTF - CORONADO	6,505,292.33		6,505,292.33	6,497,905.59
64033 SUCCESSOR AGENCY RPTTF - EL CAJON	5,040,389.38		5,040,389.38	5,034,578.67
64034 SUCCESSOR AGENCY RPTTF - ESCONDIDO	5,309,465.22		5,309,465.22	5,300,999.59
64035 SUCCESSOR AGENCY RPTTF - IMPERIAL	4,555,141.75		4,555,141.75	4,549,713.69
64036 SUCCESSOR AGENCY RPTTF - LA MESA	945,832.53		945,832.53	944,671.09
64037 SUCCESSOR AGENCY RPTTF - LEMON GRO	1,359,154.88		1,359,154.88	1,357,101.65
64038 SUCCESSOR AGENCY RPTTF - NATIONAL	5,192,388.87		5,192,388.87	5,188,106.50
64039 SUCCESSOR AGENCY RPTTF - OCEANSIDE	3,734,395.34		3,734,395.34	3,730,164.95
64040 SUCCESSOR AGENCY RPTTF - CITY OF S	65,683,062.24		65,683,062.24	65,608,264.82
64041 SUCCESSOR AGENCY RPTTF - SAN MARCO	19,462,402.90		19,462,402.90	19,440,886.25
64042 SUCCESSOR AGENCY RPTTF - SANTEE	3,826,907.90		3,826,907.90	3,821,878.04
64043 SUCCESSOR AGENCY RPTTF - POWAY	11,873,389.48		11,873,389.48	11,858,560.26
64044 SUCCESSOR AGENCY RPTTF - SOLANA BE	521,545.54		521,545.54	520,897.40
64045 SUCCESSOR AGENCY RPTTF - VISTA	7,579,941.09		7,579,941.09	7,571,008.52
64046 SUCCESSOR AGENCY RPTTF - COUNTY OF	2,077,654.14		2,077,654.14	2,075,830.16
64067 SA DISSOLUTION-CARLSBAD	3,135,568.82		3,135,568.82	3,131,442.43
64070 GRANTVILLE NORTH EMBAR AGRMT	4,515,305.33		4,515,305.33	4,483,701.81
64071 GRANTVILLE JOINT PROJECT AGMT	1,134,398.74		1,134,398.74	1,126,455.80
66007 COUNTY REFUNDS	2,358.94	2,358.94		2,358.94
66009 REV AND REC COLL REVENUE	4,464,026.18	123,470.97	4,340,555.21	4,464,026.18
66012 REV AND REC ESCHEATMENT	267,724.27		267,724.27	267,724.27
66014 ORR-VICTIM SERVICES FUND	124,878.48		124,878.48	124,878.48
66016 WORKPLACE JUSTICE FUND	248,555.28		248,555.28	246,706.45
66017 WAGE THEFT RETENTION FUND	918,642.64	(21,756.87)	940,399.51	918,642.64
66021 DOMESTIC VIOLENCE FUND	239,131.29		239,131.29	239,131.29
66024 COMMUNITY SER BLOCK GRANT	961,032.78	557,009.86	404,022.92	949,655.11
66027 ABANDONED PERSONAL PROP	130,553.45		130,553.45	130,553.45
66030 SHERIFFS WARRANT AUTOMAT	998,770.04		998,770.04	991,242.42
66033 DHS MAA TCM COUNTY LEAD	10,432,956.00		10,432,956.00	10,432,956.00
66041 OPIOID SETTLEMENT FRAMEWORK	60,520,619.78	59,609,315.98	911,303.80	60,094,528.89
66042 DRUG PROGRAM SB921	78,500.18		78,500.18	78,500.18
66048 ALCOHOL PROGRAM AB 2086	1,322,207.01		1,322,207.01	1,322,207.01
66051 ALCOHOL ED PVT SB 920	304,846.66		304,846.66	304,846.66
66057 COUNTY CLERK FEES	33,194.94		33,194.94	33,194.94
66060 CO CLERK ADMIN INSTRUCT	140,028.37		140,028.37	140,028.37
66063 CO CLK FISH AND GAME AB3158	21,478.25		21,478.25	21,478.25
66075 SHERIFFS DISBURSE FEES	200,097.81		200,097.81	200,097.81
66077 DA LIFE ANNUITY CONSUMER PROT	10,049.55		10,049.55	9,413.87
66078 DA AUTO INS FRAUD	819,176.04		819,176.04	802,728.39

PERIODIC FINANCIAL STATEMENT - SCHEDULE OF BALANCE SHEET AND CASH TOTALS BY FUND - GL040

Date:08-DEC-2025 12:42:14

COSD

Current Period: NOV-25

Currency: USD

No specific FUND requested

FUND	ASSETS	LIABILITIES	FUND BALANCE	CASH
66079 DA WORKER COMP INS FRAU	933,866.00		933,866.00	899,054.39
66080 DA DISABILITY AND HEALTH INS FRAUD	76,143.08		76,143.08	72,488.18
66082 DEDICATED CRIMINAL FINES K-12	30,073,571.54		30,073,571.54	29,846,725.66
66102 CAP DISPUTE RESOL PROG	1,164,851.01		1,164,851.01	1,156,925.09
66103 STATE EMER RENT ASSIST PRG	26,593.67		26,593.67	26,392.95
66104 EMER RENT ASSIST PROG	111,293.47		111,293.47	110,453.45
66105 POLINSKY CTR DONATIONS	355,212.48		355,212.48	353,712.48
66107 PERM LOCAL HSG ALLOC - PLHATF	2,870,721.86		2,870,721.86	2,847,661.06
66110 INNOVATIVE HOUSING TRUST FUND	32,183,122.45		32,183,122.45	31,924,732.92
66112 NPLH TRUST FUND	24,760,514.73		24,760,514.73	24,585,695.50
66113 NPLH WINDSOR POINTE COSR TF	6,396,193.42		6,396,193.42	6,347,918.11
66114 CALHOME TRUST FUND	164,655.65		164,655.65	163,778.22
66115 2018 HGV IA1 SPECIAL TAX FUND	107,886.12		107,886.12	103,509.18
66116 2020 HGV IA2 SPECIAL TAX FUND	88,218.35		88,218.35	79,667.86
66118 NPLH ANITA STREET COSR TF	4,997,119.94		4,997,119.94	4,959,402.67
66119 NPLH VALLEY SR VILLAGE COSR TF	4,966,736.20		4,966,736.20	4,927,941.54
66129 PUBLIC SAFETY AUGMENTATON	39,270,153.41		39,270,153.41	39,270,153.41
66130 CRIMINALISTICS LAB FUND	37,715.06		37,715.06	37,715.06
66136 SLESF VLF JUV JUSTICE CRIME PREV	32,256,114.82		32,256,114.82	32,256,114.82
66137 EAST COUNTY TULE ESJ FMF	456,030.11		456,030.11	452,588.08
66138 SLESF JAIL CONST AND OPER	1,101,263.39		1,101,263.39	1,101,263.39
66141 SLESF DA CRIMINAL PROS	1,594,081.44		1,594,081.44	1,594,081.44
66144 SLESF FRONT LINE LAW ENF	1,067,375.39		1,067,375.39	1,067,375.39
66145 JUVENILE JUSTICE REALIGNMENT	13,860,854.00		13,860,854.00	13,860,854.00
66146 CTU AB1628 REALIGNMENT FUND	4,718,523.10		4,718,523.10	4,718,523.10
66149 YOUTHFUL OFFENDER BLOCK	6,313,615.66		6,313,615.66	6,313,615.66
66151 JUV PROBATION CAMP FUNDING	10,300,980.62		10,300,980.62	10,300,980.62
66152 JUVENILE PROBATION ACTIVITIES	12,338,101.30		12,338,101.30	12,338,101.30
66159 DA STATE ASSET FORF 15 PERCENT	369.70		369.70	369.70
66175 DA FUNERAL BURIAL EMERGENCY	143,171.10		143,171.10	
66186 J THOMAS SMITH OPERATING	1,892.62		1,892.62	1,818.01
67100 TEETER COLLECTIONS	11,753,010.23		11,753,010.23	11,753,010.23
67150 TEETER TAX LOSSES RESERVE	20,808,594.54		20,808,594.54	20,808,594.54
69000 WT CLEARANCE CLEARNG FUND	184,669,723.41	184,669,723.41		184,669,723.41
69002 E-PAYMENT CLEARANCE FUND	1,465.91	1,465.91		1,465.91
69200 TEMPORARY TRANSFERS OF FUNDS				(2,724,586.20)
70125 J THOMAS SMITH ENDOWMENT	7,989.17		7,989.17	7,993.35
70150 LOUIS A STELZER TRUST FND	557,894.55		557,894.55	553,683.67
70250 WHITAKER ENDOWMENT FUND	14,713.12		14,713.12	13,069.25
70251 MCCRINK RANCH ENDOWMENT	898,333.71		898,333.71	891,553.25
70275 SIMON ENDOWMENT	148,438.03		148,438.03	147,317.65
71000 A R AB719 PROP TAX ADMIN	184,942.86		184,942.86	183,546.95

PERIODIC FINANCIAL STATEMENT - SCHEDULE OF BALANCE SHEET AND CASH TOTALS BY FUND - GL040

Date:08-DEC-2025 12:42:14

COSD

Current Period: NOV-25

Currency: USD

No specific FUND requested

FUND	ASSETS	LIABILITIES	FUND BALANCE	CASH
71035 HHSA EBT CLEARING FUND	3,965,431.01	3,965,431.01		3,965,431.01
71110 AB2994 CHILDRENS TRUST FD	3,932,599.52	2,044,164.00	1,888,435.52	3,932,599.52
72000 PAYROLL REVOLVING COUNTY	679,696.63	(916,296.58)	1,595,993.21	679,696.63
72025 MANAGEMENT BENEFITS	1,744,129.68		1,744,129.68	1,744,129.68
74000 INVESTMENT DEFERED COMP	481,871,053.76	481,257,533.36	613,520.40	
REPORT TOTAL	32,746,917,454.35	18,176,147,600.87	14,568,160,913.29	15,091,431,682.36

PERIODIC FINANCIAL STATEMENT - SCHEDULE OF REVENUES AND EXPENDITURES BY FUND AND ORGANIZATIONAL UNIT - GL041

Date:08-DEC-2025 12:49:54

COSD

Current Period: NOV-25

Currency: USD

No specific FUND requested

FUND	ORG	REVISED BUDGET	EXPENDITURES	ENCUMBRANCES	EXPENDITURES & ENCUMBRANCES	REMAINING BUDGET	REVENUE
10100 GENERAL FUND	10100 BOARD/SUPERVISORS DIST 1	3,902,397.42	1,079,963.75	207,720.97	1,287,684.72	2,614,712.70	
10100 GENERAL FUND	10200 BOARD/SUPERVISORS DIST 2	3,695,123.86	1,148,347.87	73,148.83	1,221,496.70	2,473,627.16	
10100 GENERAL FUND	10300 BOARD/SUPERVISORS DIST 3	3,864,367.60	1,201,455.96	271,884.00	1,473,339.96	2,391,027.64	
10100 GENERAL FUND	10400 BOARD/SUPERVISORS DIST 4	3,650,102.00	1,131,941.01	73,106.50	1,205,047.51	2,445,054.49	
10100 GENERAL FUND	10500 BOARD/SUPERVISORS DIST 5	3,620,183.84	1,161,477.02	32,049.78	1,193,526.80	2,426,657.04	
10100 GENERAL FUND	10600 BOARD/SUPERVISORS GENERAL	665,110.29	204,757.45	7,506.53	212,263.98	452,846.31	
10100 GENERAL FUND	11150 LEGISLATIVE SERVICES	1,901,877.00	768,517.05	2,061.99	770,579.04	1,131,297.96	1,693.61
10100 GENERAL FUND	11165 PUBLIC SERVICES	3,064,583.69	958,699.58	27,709.88	986,409.46	2,078,174.23	142,260.09
10100 GENERAL FUND	11170 EXECUTIVE OFFICE	1,166,633.00	473,048.00	0.00	473,048.00	693,585.00	1,111.16
10100 GENERAL FUND	11751 EXECUTIVE	4,081,216.56	1,619,898.41	72,186.12	1,692,084.53	2,389,132.03	162,930.24
10100 GENERAL FUND	11791 OFFICE OF ETHICS AND COMPLI	2,454,534.86	925,249.28	3,869.45	929,118.73	1,525,416.13	
10100 GENERAL FUND	11793 OFFICE OF EQUITY AND RACIAL	0.00	(7,091.80)	0.00	(7,091.80)	7,091.80	
10100 GENERAL FUND	11795 OFFICE OF LABOR STANDARDS A	1,473,340.98	448,570.71	8,638.17	457,208.88	1,016,132.10	
10100 GENERAL FUND	11797 OFFICE OF EVALUATION, PERFOI	5,336,077.67	1,659,732.81	70,993.99	1,730,726.80	3,605,350.87	
10100 GENERAL FUND	11801 CO MEMBERSHIPS AND AUDIT	495,096.25	351,775.17	217,723.25	569,498.42	(74,402.17)	
10100 GENERAL FUND	11810 EDGA ADMINISTRATION	3,847,431.22	1,318,234.46	737,925.85	2,056,160.31	1,791,270.91	
10100 GENERAL FUND	11811 ECONOMC DEVELOPMENT & PR(	978,593.50	299,681.87	33,936.00	333,617.87	642,975.63	4,504.00
10100 GENERAL FUND	11812 GRANTS OFFICE	960,066.00	281,298.52	0.00	281,298.52	678,767.48	
10100 GENERAL FUND	12900 COMMUNITY ENHANCEMENT	6,386,893.00	1,212,496.00	0.00	1,212,496.00	5,174,397.00	21,062.03
10100 GENERAL FUND	12905 COMMUNITY ENHANCEMENT ARF	0.00	0.00	0.00	0.00	0.00	57,125.84
10100 GENERAL FUND	14000 PUBLIC SAFETY EXEC OFC	26,304,246.66	4,372,588.37	4,531,544.79	8,904,133.16	17,400,113.50	394,348.83
10100 GENERAL FUND	14001 LAW LIBRARY	186,557.00	20,622.93	3,861.00	24,483.93	162,073.07	
10100 GENERAL FUND	14003 OFFICE OF COMMUNITY SAFETY	7,607,068.00	694,211.23	422,040.25	1,116,251.48	6,490,836.52	
10100 GENERAL FUND	14550 LAND USE AND ENV EXEC OFC	21,734,456.03	4,617,181.86	10,416,382.13	15,033,563.99	6,700,892.04	1,097,813.54
10100 GENERAL FUND	14565 SUSTAINABILITY AND ENVIRONMI	4,154,793.76	1,848,973.76	1,432,741.75	3,281,715.51	873,078.25	12,343.30
10100 GENERAL FUND	15650 NEIGHBORHOOD REINVESTMENT	2,000,000.00	0.00	0.00	0.00	2,000,000.00	15,066.99
10100 GENERAL FUND	15655 NEIGHBORHOOD REINVESTMENT	2,000,000.00	297,500.00	0.00	297,500.00	1,702,500.00	7.00
10100 GENERAL FUND	15660 NEIGHBORHOOD REINVESTMENT	1,960,000.00	90,000.00	0.00	90,000.00	1,870,000.00	35,709.46
10100 GENERAL FUND	15665 NEIGHBORHOOD REINVESTMENT	2,000,000.00	0.00	0.00	0.00	2,000,000.00	34,756.38
10100 GENERAL FUND	15670 NEIGHBORHOOD REINVESTMENT	2,000,000.00	368,000.00	0.00	368,000.00	1,632,000.00	5,157.42
10100 GENERAL FUND	16250 OFFICE OF AUDITS&ADVISORY S'	4,861,152.76	1,808,059.88	175,226.96	1,983,286.84	2,877,865.92	356,299.94
10100 GENERAL FUND	16265 ADMIN AUDITOR CONTROLLER	1,995,288.00	859,636.76	10,000.00	869,636.76	1,125,651.24	25.00
10100 GENERAL FUND	16270 ADMINISTRATIVE SERVICES	2,996,646.34	1,459,321.89	129,532.49	1,588,854.38	1,407,791.96	56,367.22
10100 GENERAL FUND	16281 FINANCIAL ACCOUNTING & REPO	3,285,497.11	1,104,605.98	2,641.71	1,107,247.69	2,178,249.42	196,687.08
10100 GENERAL FUND	16283 PROJECTS REVENUE & GRANTS .	3,509,281.99	1,141,521.86	363.99	1,141,885.85	2,367,396.14	509,797.53
10100 GENERAL FUND	16285 ACCOUNTS PAYABLE	2,345,660.73	803,134.37	5,742.97	808,877.34	1,536,783.39	564,197.97
10100 GENERAL FUND	16290 CENTRAL PAYROLL ADMINISTRA'	4,747,678.16	2,065,478.78	29,273.98	2,094,752.74	2,652,925.42	205,524.28
10100 GENERAL FUND	16299 INFORMATION TECH MGMT SVCS	11,840,860.64	2,748,322.77	309.60	2,748,632.37	9,092,228.27	447,512.14
10100 GENERAL FUND	16300 PROPERTY TAX SERVICE	4,962,680.89	1,439,016.65	1,164,719.89	2,603,736.54	2,358,944.35	570,348.40
10100 GENERAL FUND	16355 R&R-ADMINISTRATION	2,889,166.66	964,560.34	956,494.14	1,921,054.48	968,112.18	332,616.36
10100 GENERAL FUND	16360 ORR FISCAL OPS	3,434,892.19	1,368,095.93	6,083.92	1,374,179.85	2,060,712.34	
10100 GENERAL FUND	16370 BRANCH OFFICE MAIN	2,566,327.71	944,850.76	15,368.69	960,219.45	1,606,108.26	
10100 GENERAL FUND	16375 BRANCH OFFICE - NORTH	1,039,197.40	389,628.67	16,398.97	406,027.84	633,169.56	
10100 GENERAL FUND	16380 BRANCH OFFICE - SOUTH	1,019,635.05	382,543.90	36,492.25	419,036.15	600,598.90	
10100 GENERAL FUND	16385 BRANCH OFFICE - EAST	447,167.91	165,619.48	6,777.49	172,396.97	274,770.94	
10100 GENERAL FUND	16400 BRANCH OFFICE - WEST	905,500.95	288,702.50	6,809.37	295,511.87	609,989.08	
10100 GENERAL FUND	17050 COUNTY COUNSEL	2,073,261.09	(97,679.83)	269,783.04	172,103.21	1,901,157.88	6,448,046.17
10100 GENERAL FUND	17055 ADMIN	4,976,757.00	2,723,470.96	0.00	2,723,470.96	2,253,286.04	
10100 GENERAL FUND	17060 LEG ADV/SPEC SVCS	14,143,016.00	5,785,406.28	0.00	5,785,406.28	8,357,609.72	
10100 GENERAL FUND	17065 CLAIMS	16,460,837.00	6,203,125.79	0.00	6,203,125.79	10,257,711.21	
10100 GENERAL FUND	17070 W/C	2,174,539.00	779,406.15	0.00	779,406.15	1,395,132.85	
10100 GENERAL FUND	17075 JUV DEP	10,557,657.00	3,638,483.34	0.00	3,638,483.34	6,919,173.66	
10100 GENERAL FUND	17080 PUBLIC ADM/PUBLIC GUARDIAN	547,371.00	222,805.11	0.00	222,805.11	324,565.89	
10100 GENERAL FUND	17550 GRAND JURY - CIVIL	647,105.44	216,936.05	127,935.78	344,871.83	302,233.61	

PERIODIC FINANCIAL STATEMENT - SCHEDULE OF REVENUES AND EXPENDITURES BY FUND AND ORGANIZATIONAL UNIT - GL041

Date:08-DEC-2025 12:49:54

COSD

Current Period: NOV-25

Currency: USD

No specific FUND requested

FUND	ORG	REVISED BUDGET	EXPENDITURES	ENCUMBRANCES	EXPENDITURES & ENCUMBRANCES	REMAINING BUDGET	REVENUE
10100 GENERAL FUND	17553 GRAND JURY - CRIMINAL	151,120.00	0.00	0.00	0.00	151,120.00	
10100 GENERAL FUND	17600 COUNTY COMMUNICATIONS OFF	5,039,693.89	1,793,208.62	331,240.49	2,124,449.11	2,915,244.78	105.60
10100 GENERAL FUND	17605 CATV PEG FUND	389,210.76	349,407.29	141,264.23	490,671.52	(101,460.76)	240,431.92
10100 GENERAL FUND	18200 CIVIL SERVICE COMMISSION	694,944.52	267,176.97	1,510.34	268,687.31	426,257.21	27,583.72
10100 GENERAL FUND	18750 ADMINISTRATION	3,176,249.00	1,270,815.73	26,057.83	1,296,873.56	1,879,375.44	375,872.92
10100 GENERAL FUND	18751 WORKFORCE INFORMATION NET	2,278,499.41	1,282,130.44	2,105.39	1,284,235.83	994,263.58	126,422.78
10100 GENERAL FUND	18755 MEDICAL STANDARDS	3,130,761.00	589,848.50	1,431,891.39	2,021,739.89	1,109,021.11	589,848.50
10100 GENERAL FUND	18760 EAP/COUNSELING	400,000.00	140,132.67	336,952.36	477,085.03	(77,085.03)	108,048.72
10100 GENERAL FUND	18763 BACKGROUND INVESTIGATION	566,222.00	191,215.16	80,847.65	272,062.81	294,159.19	71,900.12
10100 GENERAL FUND	18765 LOSS PREVENTION	609,828.00	211,279.91	0.00	211,279.91	398,548.09	211,279.91
10100 GENERAL FUND	18770 RISK ADMINISTRATION	1,418,132.59	492,261.34	23,524.05	515,785.39	902,347.20	492,261.34
10100 GENERAL FUND	18775 INSURANCE STAFFING	781,141.00	319,569.34	866.00	320,435.34	460,705.66	290,601.75
10100 GENERAL FUND	18780 WORKERS COMPENSATION	6,971,925.97	2,171,286.76	150,539.35	2,321,826.11	4,650,099.86	2,171,286.76
10100 GENERAL FUND	18785 UNEMPLOYMENT INSURANCE	164,835.00	67,400.18	0.00	67,400.18	97,434.82	67,400.18
10100 GENERAL FUND	18805 HUMAN RESOURCES SERVICES	7,583,690.00	2,781,197.67	63,946.31	2,845,143.98	4,738,546.02	436,733.30
10100 GENERAL FUND	18810 LABOR RELATIONS	1,152,963.00	427,570.33	2,718.66	430,286.99	722,696.01	78,413.87
10100 GENERAL FUND	18820 SUGGESTION AWARDS	1,236,398.00	0.00	0.00	0.00	1,236,398.00	68,957.88
10100 GENERAL FUND	18825 EMPLOYEE BENEFITS	2,706,521.69	918,869.82	191,122.82	1,109,992.64	1,596,529.05	206,484.74
10100 GENERAL FUND	18835 TALENT DEVELOPMENT	2,861,512.16	1,346,547.43	129,613.81	1,476,161.24	1,385,350.92	166,476.82
10100 GENERAL FUND	18840 INSURANCES	358,000.00	31,172.40	35,537.40	66,709.80	291,290.20	2,000.00
10100 GENERAL FUND	18850 EQUITY, DIVERSITY, AND INCLUS	745,182.00	109,390.97	305.20	109,696.17	635,485.83	45,971.94
10100 GENERAL FUND	22992 CONTRIBUTIONS TO COF CAP PR	16,958,890.39	181,979.16	16,812,411.23	16,994,390.39	(35,500.00)	
10100 GENERAL FUND	22694 LEASE PAYMENTS-BONDS	23,459,537.00	22,882,275.44	0.00	22,882,275.44	577,261.56	4,350.00
10100 GENERAL FUND	25650 OFFICE ADMINISTRATION	15,551,542.14	4,075,025.02	268,371.00	4,343,396.02	11,208,146.12	535,907.14
10100 GENERAL FUND	25651 ITNA	0.00	20,288.28	0.00	20,288.28	(20,288.28)	
10100 GENERAL FUND	25680 ENTERPRISE PLATFORM SERVICI	0.00	569,192.88	0.00	569,192.88	(569,192.88)	
10100 GENERAL FUND	25681 DOCUMENTUM ENTERPRISE PLA	0.00	245,345.37	0.00	245,345.37	(245,345.37)	
10100 GENERAL FUND	27355 G/F CONTRIB TO FLEET ISF	330,860.00	0.00	0.00	0.00	330,860.00	
10100 GENERAL FUND	27365 G/F CONTRIB TO FAC MGT I	4,308,086.20	844,394.80	5,843,732.19	6,688,126.99	(2,380,040.79)	
10100 GENERAL FUND	28550 CLERB OPERATIONS	2,709,935.13	764,364.46	94,305.90	858,670.36	1,851,264.77	6,780.00
10100 GENERAL FUND	29650 GENERAL FUND CONTRIBUTION '	682,716.00	654,902.00	0.00	654,902.00	27,814.00	
10100 GENERAL FUND	30200 OFFICE OF EMERGENCY SERVICI	18,494,091.27	4,802,203.14	7,078,214.17	11,880,417.31	6,613,673.96	358,316.45
10100 GENERAL FUND	30205 EMERGENCY SERVICES ADMINIS	3,088,205.00	1,175,816.42	0.00	1,175,816.42	1,912,388.58	70,465.18
10100 GENERAL FUND	30230 COUNTY FIRE OPERATIONS	63,783,511.37	7,074,916.57	118,602.05	7,193,518.62	56,589,992.75	969,755.54
10100 GENERAL FUND	30231 COUNTY FIRE FACILITIES	3,896,971.46	312,024.32	2,907,503.85	3,219,528.17	677,443.29	
10100 GENERAL FUND	30232 COUNTY FIRE SERVICE CENTER	3,395,019.79	98,315.99	2,416,751.09	2,515,067.08	879,952.71	
10100 GENERAL FUND	30233 COUNTY FIRE INFORMATION TEC	4,373,854.14	1,200,153.77	1,353,229.14	2,553,382.91	1,820,471.23	
10100 GENERAL FUND	30234 COUNTY FIRE VOL RESERVE FIRI	264,746.70	127,907.24	5,011.70	132,918.94	131,827.76	
10100 GENERAL FUND	30235 COUNTY FIRE EMS/PARAMEDICS	2,204,333.08	829,977.07	0.00	829,977.07	1,374,356.01	
10100 GENERAL FUND	30236 COUNTY FIRE TRAINING	285,252.64	56,763.88	156,754.02	213,517.90	71,734.74	
10100 GENERAL FUND	30237 COUNTY FIRE FLEET	15,820,129.50	1,874,074.06	11,065,096.88	12,939,170.96	2,880,958.54	5,610.88
10100 GENERAL FUND	30238 COUNTY FIRE EMERGENCY MEDI	10,242,486.75	3,388,326.69	1,689,763.09	5,078,089.78	5,164,396.97	1,300,793.88
10100 GENERAL FUND	30240 COUNTY FIRE COMMUNITY RISK I	11,936,969.81	1,217,335.43	1,705,072.44	2,922,407.87	9,014,561.94	(111,390.22)
10100 GENERAL FUND	30750 TAX COLLECTOR-SECURED	0.00	0.00	0.00	0.00	0.00	103,486,695.47
10100 GENERAL FUND	30755 TAX COLLECTOR-UNSECURED	0.00	0.00	0.00	0.00	0.00	42,530,818.60
10100 GENERAL FUND	30760 REDEMPTIONS	0.00	0.00	0.00	0.00	0.00	23,444.14
10100 GENERAL FUND	30765 AUDITOR AND CONTROLLER	0.00	0.00	0.00	0.00	0.00	37,953,484.88
10100 GENERAL FUND	30770 RECORDER	0.00	0.00	0.00	0.00	0.00	7,463,632.19
10100 GENERAL FUND	30775 TREASURER	0.00	0.00	0.00	0.00	0.00	15,202,134.75
10100 GENERAL FUND	30790 OTHER DEPARTMENTS	0.00	0.00	0.00	0.00	0.00	1,083,861.24
10100 GENERAL FUND	30805 NORTH CO MUNI COURT	0.00	0.00	0.00	0.00	0.00	79,221.35
10100 GENERAL FUND	30810 SOUTH BAY MUNI COURT	0.00	0.00	0.00	0.00	0.00	118,418.02
10100 GENERAL FUND	30820 SHERIFF	0.00	0.00	0.00	0.00	0.00	61,959.27
10100 GENERAL FUND	30825 PROBATION	0.00	0.00	0.00	0.00	0.00	8,162.44

PERIODIC FINANCIAL STATEMENT - SCHEDULE OF REVENUES AND EXPENDITURES BY FUND AND ORGANIZATIONAL UNIT - GL041

Date:08-DEC-2025 12:49:54

COSD
Current Period: NOV-25

Currency: USD
No specific FUND requested

FUND	ORG	REVISED BUDGET	EXPENDITURES	ENCUMBRANCES	EXPENDITURES & ENCUMBRANCES	REMAINING BUDGET	REVENUE
10100 GENERAL FUND	31550 CASH BORROWING	2,700,000.00	392,637.25	0.00	392,637.25	2,307,362.75	
10100 GENERAL FUND	31565 GENERAL/MISC EXPENSES	161,760,863.23	9,008,995.46	83,229,035.32	92,238,030.78	69,522,832.45	768,183.85
10100 GENERAL FUND	31575 CO-WIDE EXP GENERAL FD ADJ	23,379,218.19	2,374,885.32	14,785,062.87	17,159,948.19	6,219,270.00	2,285,561.45
10100 GENERAL FUND	31580 CONTRIBUTION TO IT ISF	14,606,800.16	5,751,327.19	2,449.26	5,753,776.45	8,853,023.71	
10100 GENERAL FUND	31590 SMALL BUSINESS STIMULUS - GR	1,385,906.13	0.00	0.00	0.00	1,385,906.13	3,315.61
10100 GENERAL FUND	32150 FINANCIAL SYSTEMS SUPPORT A	10,624,806.63	3,684,991.41	1,042,711.52	4,727,702.93	5,897,103.70	586,978.42
10100 GENERAL FUND	32152 FINANCIAL SYSTEMS SUPPORT	14,428,866.69	4,857,252.51	4,761,243.36	9,618,495.87	4,810,370.82	
10100 GENERAL FUND	32154 CAC MAINTENANCE OPERATIONS	10,176,484.26	2,988,878.02	235,729.78	3,224,607.80	6,951,876.46	143,545.61
10100 GENERAL FUND	32156 CAC MAJOR MAINTENANCE	2,768,606.23	294,942.19	1,023,664.04	1,318,606.23	1,450,000.00	
10100 GENERAL FUND	32158 OFFICE OF FINANCIAL PLANNING	9,834,409.86	2,115,853.85	4,664.74	2,120,518.59	7,713,891.37	1,061,907.10
10100 GENERAL FUND	32159 INTEGRATED PROPERTY TAX SYS	1,150,000.00	489,960.81	0.00	489,960.81	660,039.19	
10100 GENERAL FUND	32160 REDISTRICTING	265,046.00	5,142.53	0.00	5,142.53	259,903.47	
10100 GENERAL FUND	32162 EDGA ADMINISTRATION	0.00	664.41	0.00	664.41	(664.41)	
10100 GENERAL FUND	32164 ECONOMIC DEVELOPMENT & PR(	0.00	0.00	0.00	0.00	0.00	4,503.50
10100 GENERAL FUND	32167 OFFICE OF EQUITY AND RACIAL	3,897,097.21	1,040,567.21	1,417,557.65	2,458,124.86	1,438,972.35	
10100 GENERAL FUND	33250 EXECUTIVE OFFICE	1,855,377.48	868,367.70	6,789.83	875,157.53	980,219.95	
10100 GENERAL FUND	33252 FINANCE	4,556,980.63	2,000,746.72	10,815.97	2,011,562.69	2,545,417.94	7.02
10100 GENERAL FUND	33254 HUMAN RESOURCES	1,707,672.63	608,775.56	0.00	608,775.56	1,098,897.07	
10100 GENERAL FUND	33257 SYSTEMS	2,580,522.00	1,203,880.01	0.00	1,203,880.01	1,376,641.99	113.41
10100 GENERAL FUND	33274 ASSESSOR ADMINISTRATION	2,233,684.26	961,531.01	9,496.29	971,027.30	1,262,656.96	
10100 GENERAL FUND	33276 ASSESSMENT SERVICES	27,373,254.67	5,915,242.53	1,109,772.14	7,025,014.67	20,348,240.00	152,278.86
10100 GENERAL FUND	33277 BUSINESS	4,835,001.21	1,797,907.11	57,954.16	1,855,861.27	2,979,139.94	136.50
10100 GENERAL FUND	33278 MAPPING	4,024,420.05	1,507,669.41	116,902.55	1,624,571.96	2,399,848.09	
10100 GENERAL FUND	33279 REALTY	23,492.44	575,903.55	0.00	575,903.55	(552,411.11)	3,369,944.13
10100 GENERAL FUND	33281 AUDITS	4,086,228.00	1,580,695.28	0.00	1,580,695.28	2,505,532.72	
10100 GENERAL FUND	33282 COMMERCIAL	7,464,044.74	2,169,552.72	3,221.43	2,172,774.15	5,291,270.59	111.01
10100 GENERAL FUND	33283 RESIDENTIAL	9,695,958.99	3,579,726.12	117,424.44	3,697,150.56	5,998,808.43	1,739.11
10100 GENERAL FUND	33284 ASSESSOR SYSTEM	683,749.00	460,611.13	0.00	460,611.13	223,137.87	
10100 GENERAL FUND	33290 MICROGRAPHICS TRUST	1,171,910.88	38,736.60	150,291.66	189,028.26	982,882.62	302,242.76
10100 GENERAL FUND	33291 BUILDING HOMES AND JOBS TRU	0.00	0.00	0.00	0.00	0.00	478,122.57
10100 GENERAL FUND	33298 MODERNIZATION TRUST	8,287,833.84	415,661.26	336,782.96	752,444.22	7,535,389.62	759,705.34
10100 GENERAL FUND	33297 E-RECORDING TRUST	908,116.00	50,414.40	0.00	50,414.40	857,701.60	46,553.63
10100 GENERAL FUND	33298 SSN TRUNCATION TRUST	311,660.04	10,714.50	0.00	10,714.50	300,945.54	
10100 GENERAL FUND	33299 REC VITAL HEALTH STATS TRUST	2,016,601.00	279.87	0.00	279.87	2,016,321.13	207.24
10100 GENERAL FUND	33309 RECORDER-COUNTY CLERK ADM	2,063,887.79	799,129.16	5,295.84	804,425.00	1,259,462.79	1,687.42
10100 GENERAL FUND	33310 RECORDER	11,469,639.39	3,935,038.60	147,731.10	4,082,769.70	7,386,869.69	3,971,495.94
10100 GENERAL FUND	33311 CLERK	4,697,236.06	1,674,889.55	13,197.34	1,688,086.89	3,009,149.17	2,385,196.18
10100 GENERAL FUND	33313 ARCHIVES	642,111.51	280,472.66	4,262.05	284,734.71	357,376.80	306.81
10100 GENERAL FUND	34050 ADMIN TREAS-TAX COLLECTOR	5,017,626.04	1,705,487.70	29,117.48	1,734,605.18	3,283,020.86	
10100 GENERAL FUND	34070 DEFERRED COMPENSATION	850,089.55	286,369.32	1,350.26	287,719.58	562,369.97	390,964.62
10100 GENERAL FUND	34080 TREASURY	6,579,720.78	2,128,103.29	235,062.87	2,363,166.16	4,216,534.62	2,328,284.01
10100 GENERAL FUND	34085 TAX COLLECTION	15,155,826.40	5,876,779.61	622,452.44	6,499,232.05	8,656,594.35	1,798,943.75
10100 GENERAL FUND	35450 TRIAL COURT ADMINISTRATN	68,842,531.00	18,007,900.52	0.00	18,007,900.52	50,834,630.48	1,017,110.28
10100 GENERAL FUND	35455 EL CAJON MUNI COURT	0.00	0.00	0.00	0.00	0.00	659,751.27
10100 GENERAL FUND	35460 NORTH COUNTY MUNI COURT	0.00	0.00	0.00	0.00	0.00	1,068,471.75
10100 GENERAL FUND	35465 SOUTH BAY MUNI COURT	0.00	0.00	0.00	0.00	0.00	297,597.10
10100 GENERAL FUND	35470 SAN DIEGO MUNI COURT	0.00	0.00	0.00	0.00	0.00	916,243.86
10100 GENERAL FUND	37400 ADMIN DISTRICT ATTORNEY	15,188,039.79	6,518,007.04	1,275,101.15	7,793,108.19	7,394,931.60	36,579.71
10100 GENERAL FUND	37405 JUVENILE - GENERAL	13,547,692.89	4,186,986.98	1,463,364.51	5,650,351.49	7,897,341.40	808,502.38
10100 GENERAL FUND	37410 DRUG ENFORCEMENT GRANT	67,852.00	0.00	0.00	0.00	67,852.00	
10100 GENERAL FUND	37415 SUPERIOR COURT	18,145,824.00	7,181,661.40	29,087.63	7,210,749.03	10,935,074.97	2,461,001.79
10100 GENERAL FUND	37417 TRAINING DIVISION	697,852.00	218,901.44	0.00	218,901.44	478,950.56	
10100 GENERAL FUND	37420 CENTRAL PRE-TRIAL	85,400.00	0.00	0.00	0.00	85,400.00	4,298.39
10100 GENERAL FUND	37422 COLLABORATIVE COURTS	5,351,486.00	1,961,979.29	0.00	1,961,979.29	3,389,506.71	1,657,636.76

PERIODIC FINANCIAL STATEMENT - SCHEDULE OF REVENUES AND EXPENDITURES BY FUND AND ORGANIZATIONAL UNIT - GL041

Date:08-DEC-2025 12:49:54

COSD
Current Period NOV-25

Currency: USD
No specific FUND requested

FUND	ORG	REVISED BUDGET	EXPENDITURES	ENCUMBRANCES	EXPENDITURES & ENCUMBRANCES	REMAINING BUDGET	REVENUE
10100 GENERAL FUND	37423 CARE CENTER	575,203.00	522,762.38	99,311.35	622,073.73	(46,870.73)	
10100 GENERAL FUND	37433 ISSUING/ EXTRADITION	8,964,602.00	3,085,251.28	3,402.67	3,088,653.95	5,875,948.05	372,575.97
10100 GENERAL FUND	37435 EXTRADITION	0.00	139,395.77	0.00	139,395.77	(139,395.77)	10,621.71
10100 GENERAL FUND	37440 APPELLATE	7,153,947.00	2,703,170.66	120,168.61	2,823,339.27	4,330,607.73	920,781.17
10100 GENERAL FUND	37445 BUREAU OF INVESTIGATION	51,543,013.37	18,913,685.09	547,868.55	19,461,553.64	32,081,459.73	3,075,247.25
10100 GENERAL FUND	37450 CENTRAL SUPPORT	23,360,000.97	4,033,328.57	712,533.24	4,745,861.81	18,614,139.16	4,518,150.79
10100 GENERAL FUND	37455 TECH INVESTIGATIONS DIV	0.00	14,551.33	0.00	14,551.33	(14,551.33)	91,117.17
10100 GENERAL FUND	37457 VICTIM SERVICES	5,647,808.42	2,030,427.78	780,644.77	2,811,072.55	2,836,735.87	1,789,711.03
10100 GENERAL FUND	37458 NCFJC-NORTH COUNTY FAMILY J	4,981,395.53	2,206,044.02	2,712,341.14	4,918,385.16	43,010.37	455,585.84
10100 GENERAL FUND	37459 SCFJC-SOUTH COUNTY FAMILY J	4,588,606.36	845,046.84	1,317,241.01	2,162,287.85	2,426,318.51	765,156.11
10100 GENERAL FUND	37460 EAST COUNTY BRANCH	15,709,268.12	5,726,340.82	191,296.45	5,917,637.27	9,791,630.85	951,649.28
10100 GENERAL FUND	37465 NORTH COUNTY BRANCH	16,967,109.00	5,880,594.93	62,079.12	5,942,674.05	11,024,434.95	1,259,021.36
10100 GENERAL FUND	37470 SOUTH BAY BRANCH	15,560,479.24	5,661,460.32	1,250,536.56	6,911,996.88	8,648,482.36	800,327.18
10100 GENERAL FUND	37475 INFO TECHNOLOGIES DIV	16,807,790.95	4,906,671.49	2,463,363.84	7,370,035.33	9,437,755.62	1,338,327.75
10100 GENERAL FUND	37485 ECONOMIC CRIMES - FRAUD	9,017,442.00	4,091,890.90	309,558.84	4,401,449.74	4,615,992.26	610,470.88
10100 GENERAL FUND	37490 SPECIAL OPERATIONS	6,117,074.41	2,434,804.69	40,897.66	2,475,702.35	3,641,372.06	711,882.04
10100 GENERAL FUND	37491 COLD HOMICIDE TEAM	63,472.00	0.00	0.00	0.00	63,472.00	
10100 GENERAL FUND	37495 VICTIM/WITNESS ASSISTANCE	218,607.25	101,867.29	83,667.97	185,535.26	33,071.99	51,167.94
10100 GENERAL FUND	37500 CAREER CRIMINAL PROGRAM	0.00	430.00	0.00	430.00	(430.00)	
10100 GENERAL FUND	37505 NARCOTIC PROSECUTION UNIT	4,780,557.00	2,146,989.88	12,447.87	2,159,437.75	2,621,119.25	547,028.73
10100 GENERAL FUND	37510 GANG PROSECUTION UNIT	12,512,038.00	4,674,523.14	16,102.70	4,690,625.84	7,821,412.16	691,551.67
10100 GENERAL FUND	37515 FAMILY PROTECTION UNIT	19,760,574.00	7,043,783.47	33,326.95	7,077,110.42	12,683,463.58	2,202,483.74
10100 GENERAL FUND	37516 SEXUAL ASSAULT	5,111,260.00	2,180,438.67	4,255.69	2,184,694.36	2,926,565.64	553,084.25
10100 GENERAL FUND	37520 AUTO THEFT TASK FORCE	2,253,789.65	(24,435.31)	2,229,523.54	2,205,088.23	48,681.42	
10100 GENERAL FUND	37521 INSURANCE FRAUD	7,367,379.00	2,968,913.18	0.00	2,968,913.18	4,398,465.82	
10100 GENERAL FUND	37525 AUTO INSURANCE FRAUD UNIT	142,555.25	48,784.73	49,750.00	98,514.73	46,040.52	
10100 GENERAL FUND	37528 DISABILITY & HEALTHCARE INS F	17,752.00	10,045.65	500.00	10,545.65	7,206.35	
10100 GENERAL FUND	37529 LIFE & ANNUITY CONSUMER PRO	26,313.00	1,055.41	500.00	1,555.41	24,757.59	
10100 GENERAL FUND	37530 WORKERS COMP INSUR FRAUD	680,163.00	200,076.38	295,297.25	495,373.63	184,789.37	
10100 GENERAL FUND	37531 WORKERS RIGHTS ENFORCEMEI	0.00	322.99	0.00	322.99	(322.99)	
10100 GENERAL FUND	37535 REAL ESTATE FRAUD UNIT	0.00	52,017.88	0.00	52,017.88	(52,017.88)	
10100 GENERAL FUND	37536 CHILD ABDUCTION	41,241.00	30,961.35	0.00	30,961.35	10,279.65	1,408.73
10100 GENERAL FUND	37537 URBAN GRANT UNIT	101,759.25	114,580.42	49,750.00	164,330.42	(62,571.17)	
10100 GENERAL FUND	37538 HIGH TECH CRIME UNIT	562,231.00	39,635.19	757,385.10	797,020.29	(234,789.29)	494,700.73
10100 GENERAL FUND	37802 PRODUCTION OPERATIONS	46,286,867.91	17,337,089.75	2,679,582.11	20,016,671.86	26,270,196.05	16,570,903.27
10100 GENERAL FUND	37804 LEGAL DIVISION	7,578,073.00	2,856,429.10	0.00	2,856,429.10	4,721,643.90	
10100 GENERAL FUND	37808 BUREAU OF PUBLIC ASSISTANCE	0.00	1,106,794.46	813,655.48	1,920,449.94	(1,920,449.94)	17,290.05
10100 GENERAL FUND	37818 ADMINISTRATIVE SERVICES	513,306.00	141,890.38	0.00	141,890.38	371,417.62	
10100 GENERAL FUND	37824 RECURRING MNTENANCE AND O	2,727,502.00	1,208,695.73	0.00	1,208,695.73	1,518,806.27	458,578.69
10100 GENERAL FUND	37828 SPECIAL PROJECTS	0.00	0.00	0.00	0.00	0.00	159,447.45
10100 GENERAL FUND	38200 ADMINISTRATION	21,481,139.28	4,467,466.07	584,387.00	5,051,853.07	16,429,286.21	294,916.78
10100 GENERAL FUND	38260 OFFICE OF ASSIGNED COUNSEL	14,280,499.64	4,371,783.00	3,706,277.80	8,078,060.80	6,202,438.84	
10100 GENERAL FUND	38270 PRIMARY PUBLIC DEFENDER	596,057.00	2,019,696.98	2,496,265.62	4,515,962.60	(3,919,905.60)	
10100 GENERAL FUND	38272 PD CRIMINAL	93,550,624.74	35,394,519.18	131,800.08	35,526,319.26	58,024,305.48	84,792.00
10100 GENERAL FUND	38274 PD JUV DELINQUENCY	6,177,858.48	2,397,255.57	164,899.50	2,562,155.07	3,615,703.41	51,272.63
10100 GENERAL FUND	38276 PD MENTAL HEALTH	3,014,321.27	1,180,302.60	6,550.27	1,186,852.87	1,827,468.40	
10100 GENERAL FUND	38278 PD SVP	1,104,029.00	389,111.41	1,607.88	390,719.29	713,309.71	
10100 GENERAL FUND	38292 ALTERNATE PUBLIC DEFENDER	1,041,756.00	759,605.47	333,240.53	1,092,846.00	(51,090.00)	
10100 GENERAL FUND	38294 APD CRIMINAL	12,469,481.25	4,481,027.82	23,868.75	4,504,896.57	7,964,584.68	
10100 GENERAL FUND	38296 APD JUV DELINQUENCY	1,375,433.00	494,270.50	4,277.93	498,548.43	876,884.57	
10100 GENERAL FUND	38298 APD SVP	0.00	18,351.12	0.00	18,351.12	(18,351.12)	
10100 GENERAL FUND	38312 MULTIPLE CONFLICTS OFFICE	3,071,617.00	1,281,860.93	87,402.39	1,369,363.32	1,702,253.68	
10100 GENERAL FUND	39400 OFFICE OF THE SHERIFF	3,913,197.90	1,487,695.95	14,000.00	1,481,695.95	2,431,501.95	6,660.15
10100 GENERAL FUND	39403 DIVISION OF INSPECTIONAL SVC!	2,862,384.03	1,108,214.81	0.00	1,108,214.81	1,754,169.22	

PERIODIC FINANCIAL STATEMENT - SCHEDULE OF REVENUES AND EXPENDITURES BY FUND AND ORGANIZATIONAL UNIT - GL041

Date:08-DEC-2025 12:49:54

COSD
Current Period: NOV-25

Currency: USD
No specific FUND requested

FUND	ORG	REVISED BUDGET	EXPENDITURES	ENCUMBRANCES	EXPENDITURES & ENCUMBRANCES	REMAINING BUDGET	REVENUE
10100 GENERAL FUND	39405 MEDIA RELATIONS	1,792,887.00	625,264.83	4,600.00	630,064.83	1,162,822.17	
10100 GENERAL FUND	39415 LEGAL AFFAIRS	1,941,540.00	614,947.59	0.00	614,947.59	1,326,592.41	
10100 GENERAL FUND	39420 LEGISLATIVE AFFAIRS	329,598.00	116,462.79	0.00	116,462.79	213,135.21	
10100 GENERAL FUND	39430 COURT SERVICES - CHULA VISTA	7,021,936.00	2,630,429.82	0.00	2,630,429.82	4,391,506.18	
10100 GENERAL FUND	39435 COURT SVCS - VISTA	12,729,275.40	5,300,322.11	1,213.41	5,301,535.52	7,427,739.88	
10100 GENERAL FUND	39438 RECORDS DIVISION	9,136,002.03	3,331,809.62	54,785.64	3,386,595.26	5,749,406.77	87,248.71
10100 GENERAL FUND	39439 SDCPH SECURITY	(207,720.00)	334,396.77	0.00	334,396.77	(542,116.77)	
10100 GENERAL FUND	39441 COURT SERVICES - EL CAJON	8,268,468.00	3,190,257.60	4,198.37	3,194,455.97	5,074,012.03	
10100 GENERAL FUND	39442 COURT SERVICES - KEARNY MES	2,505,963.00	915,115.00	0.00	915,115.00	1,590,848.00	
10100 GENERAL FUND	39443 COURT SERVICES - JUVENILE	3,761,873.00	1,526,223.48	0.00	1,526,223.48	2,235,649.52	
10100 GENERAL FUND	39444 CIVIL UNIT	4,656,767.39	1,669,141.66	220,573.39	1,889,715.05	2,767,052.34	798,354.46
10100 GENERAL FUND	39446 COURT SERVICES - SD FIELD	10,510,026.00	4,005,121.45	3,203.16	4,008,324.61	6,501,701.39	682,824.77
10100 GENERAL FUND	39447 COURT SERVICES - CAC SECURI'	5,067,168.00	2,058,395.02	320.00	2,058,715.02	3,008,452.98	102,385.46
10100 GENERAL FUND	39451 COURT SERVICES - SAN DIEGO	30,839,522.89	12,370,537.76	6,786.52	12,377,324.28	18,462,198.61	
10100 GENERAL FUND	39452 COURT SERVICES - COMMAND	1,859,060.73	622,438.25	0.00	622,438.25	1,236,622.48	7,041,344.96
10100 GENERAL FUND	39465 MANAGEMENT SVCS COMMAND	9,571,464.75	432,526.19	7,000,823.90	7,433,350.09	2,138,114.66	
10100 GENERAL FUND	39474 GRANTS UNIT	1,969,711.91	647,291.31	7,761.76	655,053.07	1,334,658.84	
10100 GENERAL FUND	39475 BUDGET AND REVENUE MANAGE	1,730,288.00	569,209.63	0.00	569,209.63	1,141,078.37	
10100 GENERAL FUND	39476 FROZEN POSITIONS	350,475.00	(0.05)	0.00	(0.05)	350,475.05	
10100 GENERAL FUND	39480 SUPPLY	0.00	10.94	0.00	10.94	(10.94)	
10100 GENERAL FUND	39485 FINANCIAL SERVICES	4,301,068.79	1,316,087.60	397,051.18	1,713,138.78	2,587,930.01	10,318.77
10100 GENERAL FUND	39490 DATA SERVICES DIVISION	17,523,775.08	6,773,592.04	4,522.00	6,778,114.04	10,745,661.04	106,423.99
10100 GENERAL FUND	39492 DSB TECH	666,431.46	59,128.65	85.30	59,213.95	607,217.51	
10100 GENERAL FUND	39495 CONTRACTS MGT PROCUREMEN	1,989,258.00	654,839.62	120,000.00	774,839.62	1,214,418.38	95,999.70
10100 GENERAL FUND	39496 WIRELESS SERVICES DIVISION	10,689,655.18	3,510,292.59	177,293.91	3,687,586.50	7,002,068.68	312,693.09
10100 GENERAL FUND	39497 REGIONAL COMMUNICATION SYS	6,380,943.38	3,599,110.12	1,990,826.55	5,589,936.67	791,006.71	5,133,345.57
10100 GENERAL FUND	39505 STANDARD TRAINING CORRECT	1,488,326.24	538,216.27	1,683.35	539,899.62	948,426.62	
10100 GENERAL FUND	39508 DET/CTSVC ACADEMY	2,635,990.00	1,701,539.35	0.00	1,701,539.35	934,450.65	
10100 GENERAL FUND	39509 LAW ENFORCEMENT ACADEMY	3,792,405.00	2,613,025.60	0.00	2,613,025.60	1,179,379.40	
10100 GENERAL FUND	39510 PERSONNEL	11,317,504.48	5,170,095.00	117,041.56	5,287,136.56	6,030,367.92	
10100 GENERAL FUND	39512 PAYROLL	2,244,245.47	856,639.62	84.00	856,723.62	1,387,521.85	
10100 GENERAL FUND	39514 WELLNESS UNIT	1,508,551.00	481,144.14	0.00	481,144.14	1,027,406.86	
10100 GENERAL FUND	39515 HUMAN RESOURCES COMMAND	2,599,575.00	978,452.99	48,746.72	1,027,199.71	1,572,375.29	
10100 GENERAL FUND	39519 DETENTIONS IN-SERVICE TRAINI	3,692,192.22	1,441,272.70	6,505.39	1,447,778.09	2,244,414.13	135,862.95
10100 GENERAL FUND	39520 TRAINING	4,141,133.48	1,640,976.20	2,210.07	1,643,186.27	2,497,947.21	27,154.20
10100 GENERAL FUND	39522 EVOC	1,105,943.00	394,218.05	0.00	394,218.05	711,724.95	78,585.00
10100 GENERAL FUND	39525 MIRAMAR RANGE	7,256,675.82	3,598,418.30	1,362,110.94	4,960,529.24	2,276,146.58	7,600.00
10100 GENERAL FUND	39526 EAST MESA RANGE	71,385.00	28,064.03	4,935.00	32,999.03	38,385.97	120,500.00
10100 GENERAL FUND	39530 INTERNAL AFFAIRS	3,052,846.60	1,188,764.02	6,762.60	1,195,526.62	1,857,319.98	
10100 GENERAL FUND	39535 RISK MANAGEMENT UNIT	1,559,958.22	517,189.83	267.22	517,457.05	1,042,501.17	
10100 GENERAL FUND	39540 PROFESSIONAL STAFF TRNG	405,650.00	156,300.97	0.00	156,300.97	249,349.03	
10100 GENERAL FUND	39541 PEER SUPPORT TEAM	15,930.00	7,667.33	0.00	7,667.33	8,262.67	
10100 GENERAL FUND	39542 VIDEO PRODUCTION UNIT	187,762.00	27,194.95	0.00	27,194.95	160,567.05	
10100 GENERAL FUND	39545 VOLUNTEER SERVICES	610,722.17	207,019.28	1.78	207,021.06	403,701.11	
10100 GENERAL FUND	39550 VALLEY CENTER SUBSTATION	9,087,835.00	3,497,725.73	86.00	3,497,811.73	5,590,023.27	
10100 GENERAL FUND	39552 SHERIFFS HONOR GUARD	90,550.00	40,886.90	0.00	40,886.90	49,663.10	
10100 GENERAL FUND	39555 SAN MARCOS STATION	26,533,555.00	10,061,078.86	128.00	10,061,206.86	16,472,348.14	6,263,349.60
10100 GENERAL FUND	39560 VISTA PATROL STATION	29,952,027.66	11,172,193.24	6,502.68	11,178,695.92	18,773,331.74	7,806,706.84
10100 GENERAL FUND	39565 NORTH COASTAL SHERIFF'S STA'	25,999,858.00	10,182,510.53	384.00	10,182,894.53	15,816,963.47	8,505,135.22
10100 GENERAL FUND	39570 FALLBROOK SUBSTATION	9,839,894.00	4,101,750.01	999.42	4,102,749.43	5,737,144.57	
10100 GENERAL FUND	39575 INFORMATION-LED POLICING (CC	28,533.00	0.00	0.00	0.00	28,533.00	56,526.35
10100 GENERAL FUND	39577 HOMELESS ASSISTANCE RESOUI	2,681,716.00	1,026,159.05	0.00	1,026,159.05	1,655,556.95	
10100 GENERAL FUND	39580 RESERVES COORDINATION	551,863.96	284,639.23	3,206.21	287,845.44	264,018.52	
10100 GENERAL FUND	39585 CRIME PREVENTION COORDITN	2,042,803.00	713,126.38	0.00	713,126.38	1,329,676.62	

PERIODIC FINANCIAL STATEMENT - SCHEDULE OF REVENUES AND EXPENDITURES BY FUND AND ORGANIZATIONAL UNIT - GL041

Date:08-DEC-2025 12:49:54

COSD
Current Period: NOV-25

Currency: USD
No specific FUND requested

FUND	ORG	REVISED BUDGET	EXPENDITURES	ENCUMBRANCES	EXPENDITURES & ENCUMBRANCES	REMAINING BUDGET	REVENUE
10100 GENERAL FUND	39590 CRIMINAL INTELLIGENCE DETAIL	6,015,314.00	2,344,818.18	2,076.32	2,346,894.50	3,668,419.50	1,296,642.56
10100 GENERAL FUND	39591 TERRORISM EARLY WARNING UN	4,233,168.00	1,297,932.04	147,575.34	1,445,507.38	2,787,660.62	139,054.52
10100 GENERAL FUND	39592 BORDER CRIME SUPPRESSION T	4,367,484.00	1,846,176.71	0.00	1,846,176.71	2,521,307.29	753,925.32
10100 GENERAL FUND	39593 THREAT ASSESSMENT GROUP	2,342,062.00	913,074.58	0.00	913,074.58	1,428,987.42	335,124.39
10100 GENERAL FUND	39595 NARCOTICS TASK FORCE	4,921,807.00	1,880,316.85	17,919.00	1,898,237.85	3,023,569.15	1,060,153.64
10100 GENERAL FUND	39600 CRISIS NEGOTIATING TEAM	58,091.00	84,769.44	0.00	84,769.44	(26,678.44)	
10100 GENERAL FUND	39605 LICENSE	2,521,358.00	1,200,200.90	0.00	1,200,200.90	1,321,157.10	578,162.98
10100 GENERAL FUND	39610 STREET NARC/GANG/JUDGE	1,205,015.00	473,370.50	170.70	473,541.20	731,473.80	330,893.20
10100 GENERAL FUND	39611 EAST CNTY GANG TASK FORCE	3,984,019.03	1,561,735.33	3,760.11	1,565,495.44	2,418,523.59	789,552.73
10100 GENERAL FUND	39613 SAN DIEGO HUMAN TRAFFICKING	1,217,478.00	521,687.51	0.00	521,687.51	695,790.49	238,783.17
10100 GENERAL FUND	39614 MARIJUANA ENFORCEMENT TEA	1,759,546.00	639,993.00	0.00	639,993.00	1,119,553.00	
10100 GENERAL FUND	39620 NO CNTY GANG TASK FORCE	1,810,467.00	733,784.09	0.00	733,784.09	1,076,682.91	406,792.30
10100 GENERAL FUND	39625 FENTANYL ABATEMENT SUPPRE	984,204.00	402,433.38	0.00	402,433.38	581,770.62	32,111.82
10100 GENERAL FUND	39630 TRAFFIC COORDINATOR	548,289.00	166,634.95	14,321.91	180,956.86	367,332.14	20,732.19
10100 GENERAL FUND	39635 HIDTA COORDINATION	1,904,081.00	710,033.47	0.00	710,033.47	1,194,047.53	
10100 GENERAL FUND	39640 ARSON	2,707,400.07	1,117,461.17	56,690.88	1,174,352.05	1,533,048.02	562,970.46
10100 GENERAL FUND	39645 FAMILY PROTECTION DETAIL	9,337,408.00	3,747,395.72	1,157.04	3,748,552.76	5,588,855.24	1,993,889.13
10100 GENERAL FUND	39650 FRAUD-ELDER-CATCH(CENTRAL	4,895,438.00	1,841,163.30	0.00	1,841,163.30	3,054,274.70	940,070.65
10100 GENERAL FUND	39655 EMERGENCY PLANNING DETAIL	1,936,740.72	837,569.74	6,083.13	843,652.87	1,093,087.85	441,894.69
10100 GENERAL FUND	39656 HOMELAND SECURITY GRANTS	17,302,066.22	600,038.54	6,915,678.47	7,715,717.01	9,586,369.21	209,093.89
10100 GENERAL FUND	39657 OPERATION STONEGARDEN GRA	16,639,056.79	1,086,270.64	5,494,512.79	6,580,783.43	10,058,276.36	459,147.00
10100 GENERAL FUND	39660 EVIDENCE/STORAGE	4,228,939.20	1,309,686.82	24,870.04	1,334,556.86	2,894,382.34	475,348.04
10100 GENERAL FUND	39665 SEXUAL ASSAULT & DOMESTIC V	1,226,072.00	478,844.98	315.56	479,160.54	746,911.46	
10100 GENERAL FUND	39670 HOMICIDE	8,805,645.96	3,615,152.57	59.96	3,615,212.53	5,190,433.43	572,101.92
10100 GENERAL FUND	39675 COMMUNICATIONS	21,129,977.00	8,321,698.01	15,358.02	8,337,056.03	12,792,920.97	27,730.84
10100 GENERAL FUND	39676 FUGITIVE TASK FORCE	1,849,679.00	730,899.46	580.90	731,480.36	1,118,198.64	428,635.21
10100 GENERAL FUND	39680 CRIME LAB	19,145,358.02	6,320,145.76	1,336,565.34	7,656,711.10	11,488,646.92	3,880,567.62
10100 GENERAL FUND	39685 ASTREA	7,707,347.68	2,334,873.61	412,724.93	2,747,598.54	4,959,749.14	1,601,485.37
10100 GENERAL FUND	39686 ASTREA FIRE LIFE SAFETY HELIC	3,513,272.09	1,231,572.20	101,504.01	1,333,076.21	2,180,195.88	967,724.77
10100 GENERAL FUND	39690 SPECIAL ENFORCEMENT DETAIL	6,763,335.26	2,690,061.40	20,778.91	2,710,860.31	4,052,474.95	1,401,888.03
10100 GENERAL FUND	39695 CANINE TEAM	1,076,797.00	335,669.41	0.00	335,669.41	741,127.59	
10100 GENERAL FUND	39700 SEARCH AND RESCUE	413,148.00	161,606.26	0.00	161,606.26	251,541.74	99,658.83
10100 GENERAL FUND	39710 CAL-IDLES	9,334,953.91	1,740,139.84	2,951,945.28	4,692,085.12	4,642,868.79	1,295,865.47
10100 GENERAL FUND	39720 OFF ROAD ENFORCEMENT	40,305.00	101.24	0.00	101.24	40,203.76	55,000.00
10100 GENERAL FUND	39724 PUBLIC RECORDS ACT UNIT	1,804,056.00	661,435.24	2,095.31	663,530.55	1,140,525.45	
10100 GENERAL FUND	39730 CONTRACT CITIES-REVENUE	661,829.69	90,105.61	126,781.99	216,887.60	445,042.09	3,290.82
10100 GENERAL FUND	39735 SHERIFF'S ANALYSIS GROUP (CR	6,767,697.01	2,683,884.52	5,207.60	2,689,092.12	4,078,604.89	94,927.69
10100 GENERAL FUND	39740 SANTEE PATROL STATION	15,544,884.02	6,083,666.36	1,338.94	6,085,005.30	9,479,878.72	4,585,943.19
10100 GENERAL FUND	39741 LAKESIDE SUBSTATION	12,461,601.00	4,765,124.29	548.04	4,765,672.33	7,695,928.67	4,869.32
10100 GENERAL FUND	39745 POWAY PATROL STATION	13,373,257.60	5,373,752.89	558.60	5,374,311.49	7,998,946.11	4,006,819.84
10100 GENERAL FUND	39746 4S RANCH SUBSTATION	4,205,114.00	1,479,695.80	0.00	1,479,695.80	2,725,418.20	
10100 GENERAL FUND	39750 LEMON GROVE STATION	6,189,958.00	2,506,629.03	388.00	2,507,017.03	3,682,740.97	1,842,424.49
10100 GENERAL FUND	39752 GROSSMONT CUYAMACA	1,229,491.00	200,354.70	0.00	200,354.70	1,029,136.30	
10100 GENERAL FUND	39753 RANCHO SAN DIEGO STATION	21,958,921.31	8,426,844.67	1,091.81	8,427,936.48	13,530,984.83	98,463.98
10100 GENERAL FUND	39755 ALPINE SUBSTATION	8,309,264.00	3,287,557.53	18.00	3,287,575.53	5,021,688.47	81,139.10
10100 GENERAL FUND	39760 RAMONA SUBSTATION	7,521,638.00	3,044,611.68	0.00	3,044,611.68	4,477,026.32	
10100 GENERAL FUND	39765 IMPERIAL BEACH STATION	11,081,231.00	4,313,297.44	0.00	4,313,297.44	6,767,933.56	2,180,311.26
10100 GENERAL FUND	39768 NON-HS GRANTS & REVENUE	7,547,750.32	1,220,621.28	296,448.58	1,517,069.86	6,030,680.46	675,949.50
10100 GENERAL FUND	39769 RESPECT PROGRAM	1,384,951.22	450,715.88	74,186.40	524,902.28	860,048.94	
10100 GENERAL FUND	39770 RURAL ENFORCEMENT	12,090,505.00	5,130,283.94	650.00	5,130,933.94	6,959,571.06	
10100 GENERAL FUND	39774 VIDEO ANALYSIS UNIT (BWC)	168.66	0.00	168.66	168.66	0.00	
10100 GENERAL FUND	39775 LAW ENFORCEMENT COMMAND	3,080,119.55	936,927.52	94.82	937,022.34	2,143,097.21	420,477.32
10100 GENERAL FUND	39780 EAST MESA DET FACILITY	9,190,506.00	1,826,847.80	1,924.41	1,828,772.21	7,361,733.79	2,837,513.45
10100 GENERAL FUND	39795 REENTRY SERVICES	6,468,135.60	2,224,438.70	348,505.00	2,572,943.70	3,893,191.90	227,128.03

PERIODIC FINANCIAL STATEMENT - SCHEDULE OF REVENUES AND EXPENDITURES BY FUND AND ORGANIZATIONAL UNIT - GL041

Data:08-DEC-2025 12:49:54

COSD

Current Period: NOV-25

Currency: USD

No specific FUND requested

FUND	ORG	REVISED BUDGET	EXPENDITURES	ENCUMBRANCES	EXPENDITURES & ENCUMBRANCES	REMAINING BUDGET	REVENUE
10100 GENERAL FUND	39800 FOOD SERVICES	27,617,396.78	10,342,511.86	2,479,659.90	12,822,171.76	14,795,225.02	1,888,053.73
10100 GENERAL FUND	39805 REENTRY SERVICES COUNSELIN	27,704,465.21	5,729,300.09	3,096,642.95	8,825,943.04	18,878,522.17	764,128.18
10100 GENERAL FUND	39809 AB109 EAST MESA REENTRY FAC	19,499,637.04	7,038,134.15	0.00	7,038,134.15	12,461,502.89	
10100 GENERAL FUND	39810 BAILEY DETENTION FACILITY	44,516,739.25	16,528,853.25	9,976.04	16,538,829.29	27,977,909.96	9,337,892.83
10100 GENERAL FUND	39811 COUNTY PAROLE AND ALTERNAT	5,457,738.05	1,793,626.34	609,937.78	2,403,564.12	3,054,173.93	
10100 GENERAL FUND	39812 DETENTION TRAINING UNIT	0.00	6,022.75	0.00	6,022.75	(6,022.75)	
10100 GENERAL FUND	39815 SAN DIEGO CENTRAL JAIL	48,840,393.00	20,215,128.29	24,765.40	20,239,893.69	28,600,499.31	8,230,535.06
10100 GENERAL FUND	39825 SO BAY DETENTION FACILITY	14,250,722.00	5,992,939.22	713.90	5,993,653.12	8,257,068.88	3,525,939.80
10100 GENERAL FUND	39830 LAS COLINAS DETENTION & REEN	51,447,115.74	20,340,358.65	15,407.40	20,355,766.05	31,091,349.69	11,604,258.36
10100 GENERAL FUND	39832 ROCK MOUNTAIN DETENTION FA	19,764,760.36	5,124,763.97	28,025.60	5,152,789.57	14,611,970.79	2,827,209.02
10100 GENERAL FUND	39835 VISTA DETENTION FACILITY	34,971,067.00	13,255,916.12	15,510.00	13,271,426.12	21,699,640.88	7,319,291.79
10100 GENERAL FUND	39840 HOSPITAL GUARD UNIT	5,991,093.00	2,790,536.67	0.00	2,790,536.67	3,200,556.33	
10100 GENERAL FUND	39843 SHERIFFS PRETRIAL UNIT	2,715,495.00	944,638.93	0.00	944,638.93	1,770,856.07	
10100 GENERAL FUND	39845 JAIL POPULATION MGMT	7,645,670.00	2,850,049.62	0.00	2,850,049.62	4,795,620.38	479,166.36
10100 GENERAL FUND	39847 STEPPING UP	1,867,609.00	648,000.59	0.00	648,000.59	1,219,608.41	
10100 GENERAL FUND	39850 JIMS PROJECT	136,562.09	97,570.94	72,088.34	169,659.28	(33,097.19)	
10100 GENERAL FUND	39854 ADA COORDINATION UNIT	1,329,365.00	498,251.79	1,540.93	499,792.72	829,572.28	
10100 GENERAL FUND	39855 DETENTION SVCS COMMAND	3,722,940.18	1,252,794.72	508,021.50	1,760,816.22	1,962,123.96	182,649.83
10100 GENERAL FUND	39865 DETENTIONS PROCESSING DIVIS	28,842,743.00	10,185,738.37	10,442.13	10,196,180.50	18,646,562.50	1,901,703.99
10100 GENERAL FUND	39870 MEDICAL SERVICES	180,033,301.76	64,476,979.31	57,528,806.61	122,005,785.92	58,027,515.84	7,707,767.75
10100 GENERAL FUND	39875 SHERIFF'S TRANSPORTATION UN	15,694,256.00	6,396,463.70	1,361.62	6,397,825.32	9,296,430.68	983,696.94
10100 GENERAL FUND	39877 DETENTION INVESTIGATIONS UN	6,403,224.00	2,248,658.66	0.00	2,248,658.66	4,154,565.34	
10100 GENERAL FUND	39882 SHERIFF FLEET	43,022,793.77	9,808,819.50	0.00	9,808,819.50	33,213,974.27	2,221,882.32
10100 GENERAL FUND	39883 IT OUTSOURCING	38,839,196.66	8,318,043.47	22,126,521.33	30,446,564.80	8,392,631.86	4,098,729.80
10100 GENERAL FUND	39884 FACILITIES ISF	151,635,210.71	28,787,984.32	102,954,217.22	131,742,201.54	19,893,009.17	7,742,996.64
10100 GENERAL FUND	39885 PUB LIAB/PSTG/PURCH/DOCSVCI	54,422,444.00	26,555,664.57	0.00	26,555,664.57	27,866,779.43	3,735,518.71
10100 GENERAL FUND	41905 ADMINISTRATIVE SERVICES	22,264,264.15	9,601,821.76	4,025,339.38	13,627,161.14	8,637,103.01	829,507.95
10100 GENERAL FUND	41906 PROFESSIONAL STANDARDS	0.00	1,163.55	0.00	1,163.55	(1,163.55)	
10100 GENERAL FUND	41906 TRAINING	0.00	214.69	0.00	214.69	(214.69)	
10100 GENERAL FUND	41909 PROFESSIONAL STANDARDS	9,645,707.92	3,476,322.62	485,157.83	3,961,480.45	5,684,227.47	606,288.66
10100 GENERAL FUND	42013 WORK PROJECTS	3,084,244.00	718,937.83	1,231,244.00	1,950,181.83	1,134,062.17	67,570.33
10100 GENERAL FUND	42014 WORK FURLOUGH	2,510,408.37	630,669.67	1,226,774.73	1,859,444.40	650,961.97	50,224.70
10100 GENERAL FUND	42016 INVESTIGATIONS	21,006,593.64	7,852,676.39	178.09	7,852,854.48	13,153,739.16	974,359.92
10100 GENERAL FUND	42017 FORMAL SUPERVISION	18,286,167.53	5,110,086.31	1,831,342.09	6,941,428.40	11,344,739.13	895,276.94
10100 GENERAL FUND	42018 POST RELEASE COMMUNITY SUP	31,062,055.17	(2,322,617.13)	7,366,709.60	5,044,092.47	26,017,962.70	391,753.10
10100 GENERAL FUND	42019 MANDATORY SUPERVISION	4,978,696.44	1,523,961.28	54,035.44	1,577,996.72	3,400,699.72	236,746.66
10100 GENERAL FUND	42021 COLLABORATIVE COURTS & SPE	8,106,667.16	2,792,286.45	158,335.24	2,950,621.69	5,156,045.47	511,666.46
10100 GENERAL FUND	42023 COLLABORATIVE REENTRY SERV	9,392,853.76	2,133,966.14	1,370,254.37	3,504,220.51	5,888,633.25	336,092.18
10100 GENERAL FUND	42024 PRETRIAL SERVICES	17,237,394.09	2,110,051.00	1,077,029.00	3,187,080.00	14,050,314.09	1,741,509.21
10100 GENERAL FUND	42027 TRAINING AND PROF STDS - ADU	0.00	1,113.12	0.00	1,113.12	(1,113.12)	
10100 GENERAL FUND	42028 ADULT OPERATION SUPPORT	10,197,665.22	3,782,966.56	693,552.69	4,476,519.25	5,721,145.97	733,281.21
10100 GENERAL FUND	42054 YOUTH TRANSITION CAMPUS	42,103,543.57	16,540,970.21	5,796,547.20	22,337,517.41	19,766,026.16	1,552,407.71
10100 GENERAL FUND	42058 DETENTION SPECIAL PROJECTS	96,767.01	0.00	96,767.01	96,767.01	0.00	
10100 GENERAL FUND	42070 KEARNY MESA JUVENILE DETENT	0.00	500.47	0.00	500.47	(500.47)	
10100 GENERAL FUND	42071 EAST MESA JUV DETENTN FAC	1,690,773.81	58,327.32	89,112.98	147,440.30	1,543,333.51	
10100 GENERAL FUND	42074 DETENTION OPERATION SUPPOR	15,227,798.09	1,892,264.75	2,150,046.77	3,842,331.52	11,385,466.57	281,258.66
10100 GENERAL FUND	42076 KEARNY MESA YOUTH DETENTIO	18,477,648.58	6,663,965.97	3,352,543.76	10,016,509.73	8,461,138.85	763,416.09
10100 GENERAL FUND	42077 EAST MESA YOUTH DETENTION F	77,175,652.31	20,301,832.44	28,697,058.92	48,998,891.36	28,176,760.95	2,001,954.49
10100 GENERAL FUND	42087 JFS ADMINISTRATION	0.00	0.01	0.00	0.01	(0.01)	
10100 GENERAL FUND	42088 YOUTH OPERATION SUPPORT	6,425,897.22	1,460,476.53	974,625.83	2,435,102.36	3,990,794.86	331,483.35
10100 GENERAL FUND	42092 DIVERSION-INVESTIGATIONS	6,967,631.77	2,442,331.48	698,108.28	3,141,439.76	3,826,192.01	271,213.59
10100 GENERAL FUND	42093 YOUTH SUPERVISION	28,769,733.47	6,031,963.92	14,310,358.60	20,342,322.52	8,427,410.95	1,142,694.63
10100 GENERAL FUND	42180 PLACEMENT	14,793,916.44	3,664,884.20	193,134.33	3,858,018.53	10,935,899.91	462,067.62
10100 GENERAL FUND	44400 ENVIRONMENTAL HEALTH AND Q	11,450,512.30	4,163,092.74	66,387.20	4,229,479.94	7,221,032.36	0.02

PERIODIC FINANCIAL STATEMENT - SCHEDULE OF REVENUES AND EXPENDITURES BY FUND AND ORGANIZATIONAL UNIT - GL041

Date:08-DEC-2025 12:49:54

COSD
Current Period: NOV-25

Currency: USD
No specific FUND requested

FUND	ORG	REVISED BUDGET	EXPENDITURES	ENCUMBRANCES	EXPENDITURES & ENCUMBRANCES	REMAINING BUDGET	REVENUE
10100 GENERAL FUND	44500 COMMUNITY HLTH DIVISION	2,518,580.22	866,635.56	15,446.87	902,082.43	1,616,497.79	409,715.34
10100 GENERAL FUND	44600 VECTOR CTRL PROG	15,042,866.23	3,548,290.25	899,880.66	4,448,170.91	10,594,695.32	1,830,381.52
10100 GENERAL FUND	44700 FOOD AND HOUSING DIV	17,986,464.05	5,881,449.22	58,890.19	5,940,339.41	12,046,124.64	7,809,624.18
10100 GENERAL FUND	44800 HAZARDOUS MATERIALS DIV	16,170,385.65	6,019,120.52	112,948.20	6,132,068.72	10,038,316.93	6,497,229.83
10100 GENERAL FUND	44900 LAND AND WATER QLTY DIV	9,661,617.51	2,679,423.01	393,154.72	3,072,577.73	6,589,039.78	2,170,507.82
10100 GENERAL FUND	44950 AGENCY EXECUTIVE OFFICE	6,223,851.43	2,267,036.30	1,373.90	2,268,410.20	3,955,441.23	315.84
10100 GENERAL FUND	44952 BUSINESS ASSURANCE AND COM	4,055,346.25	1,438,040.85	1,755.25	1,439,796.10	2,615,550.15	(2,333.05)
10100 GENERAL FUND	44960 AGENCY-WIDE FINANCES	25,117,693.42	35,576,941.08	386,184.48	35,963,125.56	(10,845,432.14)	(100,955,888.26)
10100 GENERAL FUND	44966 MAA TCM	2,103,753.24	625,455.10	456,003.33	1,081,458.43	1,022,294.81	2,141,138.72
10100 GENERAL FUND	44967 HEALTH HOUSING AND HUMAN S	0.00	5,109.63	0.00	5,109.63	(5,109.63)	
10100 GENERAL FUND	44968 OFFICE OF STRATEGY AND INNO	0.00	3,090.50	462,610.00	465,700.50	(465,700.50)	(164,039.74)
10100 GENERAL FUND	44970 AGENCY CONTRACT SUPPORT	5,306,831.33	1,976,303.46	134,805.18	2,111,108.64	3,195,722.69	(301.97)
10100 GENERAL FUND	44980 FISCAL SERVICES	19,741,654.36	11,982,852.75	209,291.60	12,192,144.35	7,549,510.01	(770,470.59)
10100 GENERAL FUND	44985 BUDGET OFFICE	16,467,254.00	8,389,461.57	0.00	8,389,461.57	8,077,792.43	1,235,278.75
10100 GENERAL FUND	44990 FINANCIAL SVCS DIV ADMIN	1,217,875.00	430,801.12	0.00	430,801.12	787,073.88	38,200.25
10100 GENERAL FUND	45005 FACILITIES MANAGEMENT	25,410,339.09	5,057,616.55	15,726,602.34	20,784,218.89	4,626,120.20	350,858.41
10100 GENERAL FUND	45010 RECORD SERVICES	3,818,204.03	2,048,224.80	372,911.63	2,421,136.43	1,397,067.60	
10100 GENERAL FUND	45025 PERSONNEL/PAYROLL	15,253,691.56	5,663,010.71	320,475.87	5,983,486.58	9,270,204.98	(3,853.94)
10100 GENERAL FUND	45030 TRAINING	3,212,462.00	834,318.28	447,198.22	1,281,516.50	1,930,945.50	
10100 GENERAL FUND	45045 INFORMATION TECHNOLOGY	6,117,775.00	1,949,616.19	0.00	1,949,616.19	4,168,158.81	(629.71)
10100 GENERAL FUND	45046 CONNECTWELLSD	0.00	4,087.07	0.00	4,087.07	(4,087.07)	
10100 GENERAL FUND	45047 AGENCYWIDE INFORMATION TEC	34,363,622.70	7,981,042.57	714,441.70	8,695,484.27	25,668,138.43	
10100 GENERAL FUND	45055 HEALTH OFFICE ADMIN	31,386,494.91	6,994,178.87	2,166,786.74	9,160,965.61	22,225,529.30	(459,097.05)
10100 GENERAL FUND	45056 HHSA BIO-TERRORISM	7,770,732.00	2,027,075.28	1,427,335.17	3,454,410.45	4,316,321.55	(18,115,595.94)
10100 GENERAL FUND	45062 IMMUNIZATIONS	14,868,166.78	3,804,481.14	1,017,859.79	4,822,340.93	10,045,825.85	(3,425,207.34)
10100 GENERAL FUND	45064 STD CONTROL	8,413,077.38	2,831,635.48	691,686.00	3,523,321.48	4,889,755.90	311,095.54
10100 GENERAL FUND	45066 TB CONTROL	17,833,625.34	5,854,484.71	1,296,268.94	7,150,753.65	10,682,871.69	781,688.22
10100 GENERAL FUND	45068 MED AND QUAL ASSUR-CONTRA(	100,325.00	0.00	99,450.00	99,450.00	875.00	
10100 GENERAL FUND	45075 PUBLIC HEALTH LAB	34,698,116.17	8,182,316.38	5,199,153.83	13,381,470.21	21,316,645.96	133,368,843.20
10100 GENERAL FUND	45080 EPIDEMIOLOGY	24,862,236.09	7,775,330.54	1,491,506.62	9,266,837.16	15,595,400.93	1,491,168.47
10100 GENERAL FUND	45085 VITAL RECORDS	3,755,541.00	1,001,417.98	126,990.49	1,128,408.47	2,627,132.53	1,626,701.88
10100 GENERAL FUND	45090 OFF OF AIDS COORDINATION	27,681,896.90	7,290,057.55	10,816,009.35	18,106,066.90	9,575,830.00	661,899.87
10100 GENERAL FUND	45098 MATERNAL CHILD AND FAMILY H:	26,412,875.43	7,693,648.12	2,479,210.37	10,172,858.49	16,240,016.94	864,982.07
10100 GENERAL FUND	45099 CA CHILDRENS SERVICES	30,654,787.47	10,008,564.45	73,454.68	10,082,019.13	20,572,768.34	2,817,274.86
10100 GENERAL FUND	45100 PERFORMANCE MGMT AND BORI	333,158.16	166,456.47	4,360.08	170,816.55	162,341.61	4,460.54
10100 GENERAL FUND	45165 CHILD WELFARE SVCS	0.00	895.59	0.00	895.59	(895.59)	
10100 GENERAL FUND	45280 EDGEMOOR	64,783,513.74	21,498,796.61	5,392,891.33	26,891,687.94	37,891,825.80	7,929,397.21
10100 GENERAL FUND	45281 SAN DIEGO COUNTY PSYCHIATRI	77,928,399.64	23,128,645.95	28,755,679.82	51,884,325.77	26,044,073.87	(28,100,480.17)
10100 GENERAL FUND	45289 BEHAVIORAL HTLTH SVCS ADM	97,460,714.17	30,456,485.84	7,341,359.45	37,797,845.29	59,662,868.88	303,429.57
10100 GENERAL FUND	45290 MENTAL HEALTH ADMINISTRATIO	716,057,201.61	173,583,623.56	578,339,002.59	751,922,626.15	(35,865,424.54)	134,087,153.06
10100 GENERAL FUND	45291 ADULT CASE MANAGEMENT	9,546,088.33	3,088,280.83	376,780.89	3,465,061.72	6,081,026.61	69,877.00
10100 GENERAL FUND	45292 ADULT CENTRAL (SOUTHEAST) (	3,730,479.91	1,082,869.10	662,524.60	1,745,393.70	1,985,086.21	
10100 GENERAL FUND	45293 ADULT EAST CLINIC	4,938,151.70	1,503,172.99	902,450.44	2,405,623.43	2,532,528.27	
10100 GENERAL FUND	45294 ADULT FORENSICS	951,986.68	1,439,213.72	3,550.24	1,442,763.96	(490,777.28)	
10100 GENERAL FUND	45295 ADULT NORTH CENTRAL CLINIC	6,714,953.76	1,987,837.53	499,570.30	2,487,407.83	4,227,545.95	
10100 GENERAL FUND	45301 JUVENILE FORENSICS	9,084,714.12	2,620,767.54	24,725.86	2,645,493.40	6,439,220.72	710.00
10100 GENERAL FUND	45305 ALCOHOL & DRUG SVCS	315,233,821.23	55,076,722.06	303,746,130.28	358,822,852.36	(43,589,031.13)	3,770,360.78
10100 GENERAL FUND	45306 CARE COORDINATION	2,204,447.00	423,422.53	0.00	423,422.53	1,781,024.47	
10100 GENERAL FUND	45307 PUBLIC CONSERVATOR	6,466,936.52	2,334,495.85	2,556,472.16	4,890,968.03	1,575,968.49	
10100 GENERAL FUND	45308 CARE ACT	14,832,471.54	3,876,029.36	9,060,210.23	12,936,239.59	1,896,231.95	22,288.00
10100 GENERAL FUND	45980 CHILD WELFARE SVCS	0.00	3,089.39	0.00	3,089.39	(3,089.39)	
10100 GENERAL FUND	46065 AIS ADMINISTRATION	7,110,208.02	1,934,810.16	27,862.31	1,962,672.47	5,147,535.55	352,560.59
10100 GENERAL FUND	46070 GRANT/CONTRACT ADMIN	4,948,967.62	1,294,157.71	603,218.26	1,897,375.97	3,051,591.65	530,970.75
10100 GENERAL FUND	46075 OMBUDSMAN	2,017,212.00	825,065.40	20,812.84	845,878.24	1,171,333.76	549,624.00

PERIODIC FINANCIAL STATEMENT - SCHEDULE OF REVENUES AND EXPENDITURES BY FUND AND ORGANIZATIONAL UNIT - GL041

Date:08-DEC-2025 12:49:54

COSD
Current Period: NOV-25

Currency: USD
No specific FUND requested

FUND	ORG	REVISED BUDGET	EXPENDITURES	ENCUMBRANCES	EXPENDITURES & ENCUMBRANCES	REMAINING BUDGET	REVENUE
10100 GENERAL FUND	46080 NUTRITION	14,104,847.58	4,049,217.64	6,400,996.80	10,450,214.44	3,654,633.14	1,637,922.93
10100 GENERAL FUND	46085 ADULT PROTECTIVE SVCS(GF)	37,059,551.12	12,550,378.01	657,244.66	13,207,622.67	23,851,928.45	(632,620.90)
10100 GENERAL FUND	46095 OTHERS(GENERAL FUND)	172,500.00	13,185.16	2,227.02	15,412.18	157,087.82	
10100 GENERAL FUND	46100 MULTI-PURP SR SVCS PROG	3,820,293.00	1,356,518.31	229,914.15	1,586,432.46	2,233,860.54	386,017.33
10100 GENERAL FUND	46110 INFORMATION AND ASSISTANCE	810,083.00	312,952.46	11,049.23	324,001.69	486,081.31	259,778.00
10100 GENERAL FUND	46120 CASE MGMT	1,133,522.00	353,722.27	181,939.02	535,662.29	597,859.71	254,335.74
10100 GENERAL FUND	46125 LINKAGES	829,551.00	339,937.64	3,323.79	343,261.43	486,289.57	322,845.78
10100 GENERAL FUND	46130 LONG TERM CARE INTEGRATION	4,331,523.00	1,563,247.83	119,370.89	1,682,618.72	2,648,904.28	1,170,743.65
10100 GENERAL FUND	46140 PREVENTIVE HEALTH (TITLE III	2,434,455.00	637,572.88	148,422.02	785,994.90	1,648,460.10	425,856.53
10100 GENERAL FUND	46145 RESPITE CARE REGISTRY	1,055,848.33	377,795.74	655,073.25	1,032,868.99	22,979.34	278,349.00
10100 GENERAL FUND	46155 RETIRED SR VOLUNTEER PROG	245,042.00	83,573.34	1,833.46	85,406.80	159,635.20	49,919.80
10100 GENERAL FUND	46170 IN HOME SUPPORT SVCS	166,037,076.76	20,209,466.62	1,819,736.66	22,029,203.48	144,007,875.29	(1,366,018.34)
10100 GENERAL FUND	46180 MENTAL HEALTH SENIOR TEAM	213,609.00	67,593.24	721.14	68,314.38	145,294.62	
10100 GENERAL FUND	46187 CAREGIVER	2,127,061.02	821,557.57	836,588.39	1,658,145.96	468,915.06	611,704.04
10100 GENERAL FUND	46191 IHSS PUBLIC AUTHORITY	57,470,255.00	28,090,665.62	1,945,482.22	30,036,147.84	27,434,107.16	15,336.81
10100 GENERAL FUND	46194 PUBLIC ADMINISTRATOR	4,035,056.82	1,665,680.53	698,949.38	2,364,629.91	1,670,436.91	311,610.21
10100 GENERAL FUND	46195 PUBLIC GUARDIAN	3,130,449.67	1,359,837.66	209,073.78	1,568,711.44	1,561,738.23	184,360.68
10100 GENERAL FUND	46200 CFWB ADMINISTRATION	71,772,403.42	26,692,921.03	31,147,465.13	57,840,386.16	13,932,017.26	(1,369,879.96)
10100 GENERAL FUND	46202 CFWB ADOPTIONS	14,373,002.94	6,109,974.71	224,651.83	6,334,626.54	8,038,376.40	(81,166.86)
10100 GENERAL FUND	46203 CCWS INDEPENDENT LIVING SKII	0.00	4,877.62	240,000.00	244,877.62	(244,877.62)	
10100 GENERAL FUND	46204 CFWB POLINSKY CHILDRENS CEI	32,854,061.75	8,825,643.22	5,224,628.55	14,050,271.77	18,803,789.98	(214,928.37)
10100 GENERAL FUND	46205 CFWB SAN PASQUAL FACILITY	5,135,984.00	298,481.36	839,362.65	1,137,844.01	3,998,119.99	42,684.11
10100 GENERAL FUND	46206 CFWB SAN PASQUAL OPERATION	13,778,956.59	1,241,516.97	1,637,605.49	2,879,122.46	10,899,834.13	(337.34)
10100 GENERAL FUND	46209 CWS RESIDENTIAL SERVICES	441,259.35	(2,057.42)	442,259.35	440,201.93	1,057.42	2,882.00
10100 GENERAL FUND	46210 CFWB CHILD AND FAMILY STREN	1,724,662.75	420,526.17	1,090,264.52	1,510,790.69	213,872.06	
10100 GENERAL FUND	46211 CFWB WRAP PROGRAM	6,576,234.00	1,461,643.30	4,623,426.98	6,085,070.28	491,163.72	917,730.00
10100 GENERAL FUND	46212 RESOURCE FAMILY APPROVAL	78,977.41	565.36	43,551.21	44,116.57	34,860.84	
10100 GENERAL FUND	46213 CFWB ELIGIBILITY	6,436,889.00	2,156,717.99	48,504.53	2,205,222.52	4,231,666.48	(172,270.42)
10100 GENERAL FUND	46214 CFWB ASSISTANCE PAYMENTS	162,063,545.71	67,957,812.24	2,937,440.11	70,895,252.35	91,168,293.36	18,570,932.02
10100 GENERAL FUND	46260 OFFICE OF STRATEGY AND INNO	0.00	2,392.04	0.00	2,392.04	(2,392.04)	
10100 GENERAL FUND	46275 STRATEGY AND COMMUNITY ENC	15,822,001.00	5,471,189.70	306,482.43	5,777,672.13	10,044,328.87	188,393.51
10100 GENERAL FUND	46276 COMMUNITY SERVICES BLOCK G	4,559,109.00	1,335,010.71	1,950,114.98	3,285,125.69	1,273,983.31	795,432.44
10100 GENERAL FUND	46277 DISPUTE RESOLUTION	553,794.00	176,895.83	372,602.99	549,498.82	4,295.18	134,420.84
10100 GENERAL FUND	46278 SAFETY FIRST	415,722.00	139,299.78	271,850.36	411,150.14	4,571.86	105,769.43
10100 GENERAL FUND	46310 CFWB CENTRAL REGION	1,942,444.38	545,566.86	11,083.43	556,650.29	1,385,794.09	816.22
10100 GENERAL FUND	46311 CFWB EAST REGION	2,825,754.00	899,692.34	532,167.55	1,431,859.89	1,393,894.11	
10100 GENERAL FUND	46312 CFWB NORTH CENTRAL REGION	1,139,694.28	290,360.51	13,425.98	303,786.49	835,907.79	
10100 GENERAL FUND	46313 CFWB NORTH COASTAL REGION	2,589,771.00	874,330.11	705,490.40	1,579,820.51	1,009,950.49	
10100 GENERAL FUND	46314 CFWB NORTH INLAND REGION	3,232,328.00	783,780.00	516,693.36	1,300,473.36	1,931,854.64	
10100 GENERAL FUND	46315 CFWB SOUTH REGION	3,805,070.55	1,175,521.98	1,041,179.12	2,216,701.10	1,588,369.45	
10100 GENERAL FUND	46317 FIRST FIVE	2,390,092.00	872,477.05	0.00	872,477.05	1,517,814.95	845,414.36
10100 GENERAL FUND	46318 CFWB CHILD AND FAMILY STREN	2,152,192.23	1,956,915.09	3,713,692.30	5,670,607.39	(3,518,415.16)	
10100 GENERAL FUND	46319 CFWB EMERGENCY RESPONSE	41,224,650.00	15,742,957.29	0.00	15,742,957.29	25,481,692.71	(17,182.39)
10100 GENERAL FUND	46320 CFWB PLACEMENT	14,856,616.00	6,133,773.42	0.00	6,133,773.42	8,722,842.58	481,087.13
10100 GENERAL FUND	46321 CFWB ONGOING SERVICES	31,672,529.04	12,024,703.57	9,190.04	12,033,893.61	19,638,635.43	
10100 GENERAL FUND	46322 CFWB TRAINING	22,751,238.12	10,099,181.62	366,608.07	10,465,789.69	12,285,448.43	
10100 GENERAL FUND	46323 CFWB SPECIALTY PROGRAMS	35,887,770.58	13,893,158.84	11,055,518.34	24,948,677.18	10,939,093.40	(94,501.21)
10100 GENERAL FUND	46324 CFWB SUPPORTIVE SERVICES	14,245,321.24	5,285,766.47	23,484.83	5,309,251.30	8,936,069.94	(32,447.43)
10100 GENERAL FUND	46370 PUBLIC HEALTH SERVICES - CEN	0.00	(597.96)	0.00	(597.96)	597.96	
10100 GENERAL FUND	46375 PUBLIC HEALTH SERVICES - SOU	0.00	(3,584.81)	0.00	(3,584.81)	3,584.81	
10100 GENERAL FUND	46383 HOMELESS SERVICES	0.00	4,590.42	0.00	4,590.42	(4,590.42)	
10100 GENERAL FUND	46406 MEDICAL CARE SERVICES ADMIN	10,128,205.00	2,269,572.62	682,703.44	2,952,276.06	7,175,928.94	3,221,264.61
10100 GENERAL FUND	46407 NURSING	34,398,928.99	12,105,650.04	2,630,051.97	14,735,702.01	19,663,226.98	2,523,239.97
10100 GENERAL FUND	46408 MCSD PHARMACY	8,229,768.15	3,566,987.42	1,508,895.69	5,075,883.11	3,153,885.04	112,209.52

PERIODIC FINANCIAL STATEMENT - SCHEDULE OF REVENUES AND EXPENDITURES BY FUND AND ORGANIZATIONAL UNIT - GL041

Date 08-DEC-2025 12:49:54

COSD

Current Period: NOV-25

Currency: USD

No specific FUND requested

FUND	ORG	REVISED BUDGET	EXPENDITURES	ENCUMBRANCES	EXPENDITURES & ENCUMBRANCES	REMAINING BUDGET	REVENUE
10100 GENERAL FUND	46409 SDAIM	3,360,609.50	758,634.08	261,715.39	1,020,349.47	2,340,260.03	1,091,086.39
10100 GENERAL FUND	46410 MEDICAL CARE SERVICES ADMIN	0.00	0.00	0.00	0.00	0.00	3,710,124.85
10100 GENERAL FUND	46414 MEDICAL CARE SERVICES ADMIN	0.00	2,189.44	0.00	2,189.44	(2,189.44)	
10100 GENERAL FUND	46415 NURSING	0.00	5,269.75	26,879.90	32,149.65	(32,149.65)	386,404.78
10100 GENERAL FUND	46416 MCSD PHARMACY	0.00	(87,188.83)	649.47	(86,539.36)	86,539.36	18,488.40
10100 GENERAL FUND	46417 SDAIM	0.00	204.16	0.00	204.16	(204.16)	
10100 GENERAL FUND	46440 HEALTH CARE POLICY ADMINISTI	4,375,856.00	1,295,062.60	6,978,673.51	8,273,736.11	(3,897,880.11)	906,677.37
10100 GENERAL FUND	46441 REGIONAL SELF SUFFICIENCY ST	53,339,138.69	9,952,315.37	8,924,573.65	18,876,889.02	34,462,249.67	(8,795,232.03)
10100 GENERAL FUND	46442 FRC METRO	4,639,530.00	1,787,536.63	0.00	1,787,536.63	2,851,993.37	
10100 GENERAL FUND	46443 FRC MILLS	12,498,856.00	5,412,489.78	0.00	5,412,489.78	7,086,366.22	
10100 GENERAL FUND	46444 FRC NORTHEAST	14,546,011.00	5,790,966.67	0.00	5,790,966.67	8,755,044.33	
10100 GENERAL FUND	46445 FRC SOUTHEAST	13,042,513.00	5,565,896.59	0.00	5,565,896.59	7,476,616.41	
10100 GENERAL FUND	46446 FRC LEMON GROVE	13,416,193.00	5,651,542.50	0.00	5,651,542.50	7,764,650.50	117.35
10100 GENERAL FUND	46447 FRC EL CAJON	22,997,819.00	9,665,143.71	2,232.00	9,667,375.71	13,330,443.29	400.39
10100 GENERAL FUND	46448 FRC NORTH CENTRAL	21,641,431.00	8,871,479.16	0.00	8,871,479.16	12,769,951.84	
10100 GENERAL FUND	46449 ACCESS	48,614,223.00	19,972,429.00	0.00	19,972,429.00	28,641,794.00	
10100 GENERAL FUND	46450 FRC OCEANSIDE	20,504,292.00	8,137,663.54	0.00	8,137,663.54	12,366,628.46	
10100 GENERAL FUND	46451 FRC ESCONDIDO	26,000,177.00	10,220,764.94	0.00	10,220,764.94	15,779,412.06	225.08
10100 GENERAL FUND	46452 FRC SOUTH	27,527,196.53	11,494,051.50	46,339.87	11,540,391.37	15,986,805.16	541.64
10100 GENERAL FUND	46453 FRC NATIONAL CITY	12,699,566.00	5,308,770.04	0.00	5,308,770.04	7,390,795.96	
10100 GENERAL FUND	46454 DOCUMENT PROCESSING CENTE	16,377,150.00	6,934,017.70	6,345.10	6,940,362.80	9,436,787.20	
10100 GENERAL FUND	46456 HEALTH COVERAGE ACCESS	11,374,591.00	4,996,001.41	0.00	4,996,001.41	6,378,589.59	14,753.86
10100 GENERAL FUND	46457 SELF-SUFFICIENCY ADMINISTRAT	69,455,466.84	21,578,513.77	9,039,785.20	30,618,298.97	38,837,167.87	777,542.19
10100 GENERAL FUND	46458 SELF-SUFFICIENCY CONTRACTS	80,815,242.00	19,334,774.57	52,467,819.05	71,802,593.62	9,012,648.38	4,063,449.00
10100 GENERAL FUND	46459 SELF-SUFFICIENCY ASSISTANCE	360,164,081.00	126,522,649.39	0.00	126,522,649.39	233,641,431.61	59,061,919.41
10100 GENERAL FUND	46460 HCD ADMINISTRATION	2,105,337.00	548,811.91	79,262.21	628,074.12	1,477,262.88	737.65
10100 GENERAL FUND	46461 HCD COMMUNITY DEVELOPMENT	10,491,165.46	3,421,086.15	2,979,445.90	6,400,532.05	4,090,633.41	707,175.87
10100 GENERAL FUND	46462 HCD RENTAL ASSISTANCE	23,453,322.84	7,244,521.26	6,652,508.33	13,897,029.59	9,556,293.25	5,560,753.88
10100 GENERAL FUND	46463 HCD FISCAL AND OTHER SUPPOI	4,664,902.00	1,398,430.04	756.54	1,399,186.58	3,265,715.42	2,540,922.13
10100 GENERAL FUND	46465 OFFICE OF MILITARY & VETERAN	4,790,374.00	1,483,618.65	411,898.99	1,895,717.64	2,894,656.36	683.48
10100 GENERAL FUND	46470 CDBG - COMMUNITY DEVELOPME	4,625,755.43	703,822.22	2,212,574.41	2,916,396.63	1,709,358.80	410,592.45
10100 GENERAL FUND	46471 CDBG - RES REHAB	500,000.00	335,972.80	88,000.00	423,972.80	76,027.20	54,593.03
10100 GENERAL FUND	46472 CDBG - AFFORDABLE HOUSING	500,000.00	0.00	0.00	0.00	500,000.00	18,734.06
10100 GENERAL FUND	46475 OFFICE OF IMMIGRANT AND REFI	5,477,315.92	1,750,469.18	1,367,584.79	3,118,053.97	2,359,261.95	1,103,185.95
10100 GENERAL FUND	46480 HOME - RENTAL ASSISTANCE	1,600,000.00	489,095.32	1,101,633.00	1,590,728.32	9,271.68	413,231.00
10100 GENERAL FUND	46482 HOME - AFFORDABLE HOUSING	14,165,995.81	0.00	3,705,010.00	3,705,010.00	10,460,985.81	31,940.00
10100 GENERAL FUND	46483 HOME - DCCA	1,668,473.50	999,773.47	343,975.36	1,343,748.83	324,724.67	1,012,782.76
10100 GENERAL FUND	46490 HOPWA CITY	6,799,175.36	1,910,600.35	3,404,883.51	5,315,483.86	1,483,691.50	137,794.30
10100 GENERAL FUND	46492 EMERGENCY SHELTER (ESG)	1,138,775.74	203,882.50	786,222.24	990,104.74	148,671.00	135,006.35
10100 GENERAL FUND	46493 CALHOME	0.00	104,652.84	0.00	104,652.84	(104,652.84)	104,752.84
10100 GENERAL FUND	46497 STATE AND LOCAL AFFORDABLE	112,959,967.66	14,218,450.98	40,080,673.31	54,299,132.29	58,660,835.37	7,233,100.72
10100 GENERAL FUND	46498 HOMELESS SOLUTIONS	107,421,819.52	17,642,738.52	35,348,179.10	52,990,917.62	54,430,901.90	6,572,657.77
10100 GENERAL FUND	46500 HOMELESS SOLUTIONS AND EQL	0.00	768,800.36	2,690,329.85	3,459,130.21	(3,459,130.21)	(63,384.66)
10100 GENERAL FUND	46501 HOMELESS SOLUTIONS	0.00	851,555.71	1,403,187.28	2,254,742.99	(2,254,742.99)	(730,462.90)
10100 GENERAL FUND	46502 EQUITABLE COMMUNITIES	0.00	10,190.92	0.00	10,190.92	(10,190.92)	195,099.26
10100 GENERAL FUND	46503 COMMUNITY SERVICES BLOCK G	0.00	(129.23)	293,412.00	293,282.77	(293,282.77)	951.07
10100 GENERAL FUND	46506 OFFICE OF IMMIGRANT AND REFI	0.00	(17.69)	0.00	(17.69)	17.69	
10100 GENERAL FUND	46508 COMMUNITY HEALTH PROMOTIOI	0.00	14,886.35	0.00	14,886.35	(14,886.35)	656,257.97
10100 GENERAL FUND	47450 ADMINISTRATION	8,229,217.82	1,963,350.73	41,323.25	2,004,681.98	6,224,535.84	
10100 GENERAL FUND	47460 TECHNICAL SERVICES DIVISION	4,506,877.37	1,183,306.69	595,873.42	1,779,180.11	2,727,697.26	
10100 GENERAL FUND	47466 CAMPAIGN SERVICES	4,136,276.00	1,940,194.16	250,000.00	2,190,194.16	1,946,081.84	
10100 GENERAL FUND	47467 GIS AND DOCUMENT SERVICES	721,811.00	266,242.37	0.00	266,242.37	455,568.63	
10100 GENERAL FUND	47468 MAPS AND POLLS	1,331,511.70	355,413.48	280.27	355,693.75	975,817.95	
10100 GENERAL FUND	47469 LANGUAGE SERVICES	1,325,682.00	399,732.30	0.00	399,732.30	925,949.70	

PERIODIC FINANCIAL STATEMENT - SCHEDULE OF REVENUES AND EXPENDITURES BY FUND AND ORGANIZATIONAL UNIT - GL041

Date:08-DEC-2025 12:49:54

COSD
Current Period: NOV-25

Currency: USD
No specific FUND requested

FUND	ORG	REVISED BUDGET	EXPENDITURES	ENCUMBRANCES	EXPENDITURES & ENCUMBRANCES	REMAINING BUDGET	REVENUE
10100 GENERAL FUND	47471 POLL WORKER RECRUITMENT	809,267.00	230,904.42	0.00	230,904.42	578,362.58	
10100 GENERAL FUND	47472 POLL WORKER TRAINING	1,484,250.00	475,789.26	3,624.00	479,413.26	1,004,836.74	
10100 GENERAL FUND	47473 LOGISTICS AND WAREHOUSE OP	2,234,945.71	564,612.03	294,041.59	858,653.62	1,376,292.09	
10100 GENERAL FUND	47480 PETITIONS	1,596,314.00	568,728.65	0.00	568,728.65	1,027,585.35	
10100 GENERAL FUND	47481 REGISTRATION	3,856,016.00	1,694,225.45	14,534.62	1,708,760.07	2,147,255.93	
10100 GENERAL FUND	47483 VOTE BY MAIL VOTERS	5,367,452.18	3,228,524.56	896,477.13	4,125,001.69	1,242,450.49	(7,521.00)
10100 GENERAL FUND	47484 VOTE BY MAIL PROCESSING	1,382,733.00	792,928.32	243,250.12	1,036,178.44	346,554.56	
10100 GENERAL FUND	47485 VOTER OUTREACH	4,964,300.00	1,020,331.42	145,522.50	1,165,853.92	3,798,446.08	916,954.87
10100 GENERAL FUND	48300 PEST DETECTION	4,769,891.33	1,716,854.33	38,247.80	1,755,102.13	3,014,789.20	1,317,217.48
10100 GENERAL FUND	48305 DIAGNOSTICS AND QUARANTINE	2,852,749.82	819,641.57	153,717.83	973,359.20	1,879,390.62	245,580.26
10100 GENERAL FUND	48400 INTEGRATED PEST MGT	1,607,088.22	575,981.65	61,469.87	637,451.72	969,636.50	273,222.58
10100 GENERAL FUND	48500 PESTICIDE REGULATION	5,081,310.65	1,704,828.54	501,769.65	2,206,598.19	2,874,712.46	78,309.84
10100 GENERAL FUND	48550 ADMIN CORONER	4,125,248.73	1,675,558.58	8,700.05	1,684,258.63	2,440,990.10	1,901.42
10100 GENERAL FUND	48555 INVESTIGATION	8,231,424.67	2,614,141.15	118,963.46	2,733,104.61	5,498,320.06	380.00
10100 GENERAL FUND	48560 MEDICAL	1,941,615.69	698,511.92	107,992.61	806,504.53	1,135,311.16	144.00
10100 GENERAL FUND	48565 LABORATORY	4,877,697.94	1,396,902.72	360,537.66	1,757,440.38	3,120,257.56	(52,850.56)
10100 GENERAL FUND	48575 PATHOLOGY	6,770,502.12	1,254,174.08	541,058.50	1,795,232.58	4,975,269.54	27,443.20
10100 GENERAL FUND	48600 AWM ADMIN	13,179,523.84	2,383,816.37	4,223,268.72	6,607,085.09	6,572,438.75	100.00
10100 GENERAL FUND	48700 WEIGHTS MEASURES ENFORCEI	5,291,707.69	1,831,637.46	62,524.91	1,894,162.37	3,397,545.32	1,832,949.20
10100 GENERAL FUND	48705 AGRICULTURAL STANDARDS	1,974,887.42	509,108.93	15,122.98	524,231.91	1,450,655.51	105,710.41
10100 GENERAL FUND	48800 PHPP- PLANT HEALTH PEST PREV	5,016,495.78	1,777,818.34	26,167.48	1,803,985.82	3,212,509.96	1,477,758.73
10100 GENERAL FUND	48910 UNIVERSITY OF CALIFORNIA COC	960,000.00	58,819.59	915,000.00	973,819.59	(13,819.59)	
10100 GENERAL FUND	49150 ANIMAL SERVICES ADMIN	3,542,942.00	1,363,992.28	58,403.40	1,422,395.68	2,120,546.32	145,250.11
10100 GENERAL FUND	49154 NORTH COUNTY ANIMAL SHELTE	3,645,184.00	1,223,578.55	33,788.07	1,257,364.62	2,387,819.38	39,424.66
10100 GENERAL FUND	49156 SOUTH COUNTY ANIMAL SHELTE	3,981,543.62	1,506,686.65	28,615.25	1,537,301.90	2,444,241.72	136,699.97
10100 GENERAL FUND	49600 ADMINISTRATION	15,960,816.41	5,405,672.72	2,897,707.47	8,303,380.19	7,657,436.22	19,245.30
10100 GENERAL FUND	49605 LONG RANGE PLANNING	25,957,269.47	1,793,960.06	19,391,174.03	21,185,134.11	4,772,135.36	69,561.61
10100 GENERAL FUND	49606 HOUSING	2,259,002.00	828,785.67	776,112.01	1,604,897.68	654,104.32	
10100 GENERAL FUND	49615 SUSTAINABILITY PLANNING	24,277,721.88	1,639,389.24	18,316,150.41	19,955,539.65	4,322,182.23	104,927.24
10100 GENERAL FUND	49620 PROJECT PLANNING	16,719,382.54	3,140,051.38	8,080,896.28	11,220,947.66	5,498,434.88	2,034,722.70
10100 GENERAL FUND	49630 LAND DEVELOPMENT	8,112,639.94	2,815,773.61	1,800,616.20	4,616,389.81	3,496,250.13	2,856,064.25
10100 GENERAL FUND	49640 BUILDING SERVICES	19,311,242.07	5,845,406.40	4,916,753.36	10,762,159.76	8,549,082.31	4,828,280.77
10100 GENERAL FUND	49650 CODE COMPLIANCE	7,945,227.92	2,320,351.45	1,964,380.32	4,284,731.77	3,660,496.15	605,905.12
10100 GENERAL FUND	49660 LUEG GIS	1,965,738.11	910,296.94	568,485.47	1,478,782.41	486,955.70	75,679.30
10100 GENERAL FUND	49670 SANGIS COSD	1,347,793.00	582,562.37	0.00	582,562.37	765,230.63	219,160.43
10100 GENERAL FUND	50855 FLOOD CONTROL ENGIN-GF	90,000.00	90,000.00	0.00	90,000.00	0.00	
10100 GENERAL FUND	50861 SPECIAL PROJECTS	538,147.12	7,318.18	260,460.34	267,778.52	270,368.60	
10100 GENERAL FUND	50862 LUEG PROJECTS	1,109,712.10	0.00	728,712.10	728,712.10	381,000.00	
10100 GENERAL FUND	50865 LANDFILL CLOSURE SUPP-GF	16,016,105.99	2,315,355.42	3,586,864.14	5,902,219.56	10,113,886.43	3,544.97
10100 GENERAL FUND	50870 POLICY OUTREACH DATA	1,357,338.79	344,296.48	3,189.43	347,485.91	1,009,852.88	33,549.59
10100 GENERAL FUND	50875 MAINTENANCE-GF	1,683,675.78	381,209.03	644,388.22	1,025,597.25	658,078.53	6,412.42
10100 GENERAL FUND	50880 SPECIAL DISTRICTS-GF	428,273.43	23,763.35	391,564.01	415,327.36	12,946.07	
10100 GENERAL FUND	50900 IMPROVEMENTS AND GRADING-(	70,685.55	433.89	20,072.55	20,506.44	50,179.11	
10100 GENERAL FUND	50907 PRIVATE DEVELOPMENT CONSTF	6,459,871.28	2,015,006.49	8,717.11	2,023,725.60	4,436,145.68	2,202,134.68
10100 GENERAL FUND	50910 WASTEWATER MGMT SUPP-GF	0.00	183.20	0.00	183.20	(183.20)	
10100 GENERAL FUND	50911 CAMPO WATER AND SEWER SYS	476,640.00	0.00	100,000.00	100,000.00	376,640.00	
10100 GENERAL FUND	50915 WATERSHED PROGRAM MGMT	56,862,555.90	5,080,659.86	59,123,104.32	64,203,764.18	(7,341,208.28)	527,521.53
10100 GENERAL FUND	50930 SCIENCE AND MONITORING	0.00	3,909.65	0.00	3,909.65	(3,909.65)	
10100 GENERAL FUND	52800 GENERAL ADMINISTRATION	6,766,071.78	2,525,126.36	515,518.38	3,040,644.74	3,725,427.04	151,216.25
10100 GENERAL FUND	52801 RECREATION/COMM CENTER OP	0.00	154.94	0.00	154.94	(154.94)	
10100 GENERAL FUND	52806 PARK OPERATIONS	55,285,553.04	17,814,542.27	6,742,168.58	24,556,710.85	30,728,842.19	4,014,470.34
10100 GENERAL FUND	52811 PARK DEVELOPMENT	17,705,957.43	2,881,613.42	15,143,502.26	18,025,115.68	(319,158.25)	971,710.79
10100 GENERAL FUND	52821 PARKS & REC OPEN SPACE	12,616,148.30	2,237,073.71	5,136,071.52	7,373,145.23	5,243,003.07	276,026.47
10100 GENERAL FUND	7397Z COFD PKS SANTA YSABEL NATUI	28,031.26	0.00	28,031.26	28,031.26	0.00	

PERIODIC FINANCIAL STATEMENT - SCHEDULE OF REVENUES AND EXPENDITURES BY FUND AND ORGANIZATIONAL UNIT - GL041

Date:08-DEC-2025 12:49:54

COSD
Current Period: NOV-25

Currency: USD
No specific FUND requested

FUND	ORG	REVISED BUDGET	EXPENDITURES	ENCUMBRANCES	EXPENDITURES & ENCUMBRANCES	REMAINING BUDGET	REVENUE
10100 GENERAL FUND	7468Z COFD7468 RAMONA GRASSLAND	146,584.03	470.14	146,113.89	146,584.03	0.00	
10100 GENERAL FUND	7494W COFD7494 LINDO LAKE IMPROVE	240,169.20	0.00	240,169.20	240,169.20	0.00	
10100 GENERAL FUND	7494Z COFD7494 LINDO LAKE IMPROVE	68,545.22	0.00	68,545.22	68,545.22	0.00	
10100 GENERAL FUND	7497U JFCF7497 REGIONAL COMMUNIC	3,288,361.40	0.00	3,288,361.40	3,288,361.40	0.00	
10100 GENERAL FUND	7505Z COLIB7505 CASA DE ORO LIBRAR	15,005,939.52	6,361,017.35	8,644,922.17	15,005,939.52	0.00	
10100 GENERAL FUND	7509Z COLIB7509 4S RANCH LIBRARY E	3,765,183.12	4,528.66	3,760,654.46	3,765,183.12	0.00	
10100 GENERAL FUND	7510Z COFD7510 SOUTH COUNTY ANIM	13,329,398.99	0.00	13,329,398.99	13,329,398.99	0.00	
10100 GENERAL FUND	7511Z COFD7511 SR76 MIDDLE PROJEC	17,421.00	0.00	17,421.00	17,421.00	0.00	
10100 GENERAL FUND	7514Z COFD7514 LAKESIDE EQUESTRIA	292,290.64	31,175.41	261,115.23	292,290.64	0.00	
10100 GENERAL FUND	7526Z COFD7526 PALOMAR MOUNTAIN	190,602.98	117,265.96	73,337.02	190,602.98	0.00	
10100 GENERAL FUND	7529Z COHC7529 SOUTHEAST SAN DIEC	2,920,168.32	106,243.05	2,813,925.27	2,920,168.32	0.00	
10100 GENERAL FUND	7530Z COFD7530 FY17-18 PARKS PLAYC	1,836,503.24	263,829.52	1,572,673.72	1,836,503.24	0.00	
10100 GENERAL FUND	7533Z COFD7533 OTAY LAKES PARK SE	884,734.27	1,146.11	883,588.16	884,734.27	0.00	
10100 GENERAL FUND	7536Z COFD7536 LAMAR PLAYGROUND	78,904.51	0.00	78,904.51	78,904.51	0.00	
10100 GENERAL FUND	7537Z COFD7537 HILTON HEAD PLAYGF	98,066.76	0.00	98,066.76	98,066.76	0.00	
10100 GENERAL FUND	7538Z COFD7538 FLINN SPRINGS PLAYC	132,929.06	0.00	132,929.06	132,929.06	0.00	
10100 GENERAL FUND	7539Z COFD7539 STEELE CANYON PLA	129,843.07	0.00	129,843.07	129,843.07	0.00	
10100 GENERAL FUND	7543Y COFD7543 COUNTY ADMINISTRA	1,827,000.00	0.00	1,827,000.00	1,827,000.00	0.00	
10100 GENERAL FUND	7543Z COFD7543 COUNTY ADMINISTRA	26,411,429.72	0.00	26,411,429.72	26,411,429.72	0.00	
10100 GENERAL FUND	7549Z COFD7549 SWEETWATER REG PI	4,397.84	0.00	4,397.84	4,397.84	0.00	
10100 GENERAL FUND	7557Z COFD7557 BORREGO SPRINGS S	116,262.00	0.00	116,262.00	116,262.00	0.00	
10100 GENERAL FUND	7559Z COFD7559 SLRRP MOOSA ACTIVI	26,317,737.32	1,390,649.60	24,927,087.72	26,317,737.32	0.00	
10100 GENERAL FUND	7560Z COFD7560 SLRRP DULINE ROAD	559,651.45	0.00	559,651.45	559,651.45	0.00	
10100 GENERAL FUND	7561Z COFD7561 ALPINE LOCAL PARK A	17,500,416.22	4,037.00	17,496,379.22	17,500,416.22	0.00	
10100 GENERAL FUND	7562W COFD7562 SAN DIEGUITO PLAYC	83,912.88	0.00	83,912.88	83,912.88	0.00	
10100 GENERAL FUND	7563W COFD7563 PATRIOT PARK PLAYC	83,469.61	0.00	83,469.61	83,469.61	0.00	
10100 GENERAL FUND	7564W COFD7564 LIBERTY PARK PLAYC	83,923.67	0.00	83,923.67	83,923.67	0.00	
10100 GENERAL FUND	7565Z COFD7565 DOS PICOS PARK PLA	357,189.73	0.00	357,189.73	357,189.73	0.00	
10100 GENERAL FUND	7566Z COFD7566 HEISE PARK PLAYGRC	271,890.39	49,253.61	222,636.78	271,890.39	0.00	
10100 GENERAL FUND	7567Z COFD7567 SYCUAN KUMEYAAY V	2,922,628.40	3,438.28	2,919,190.12	2,922,628.40	0.00	
10100 GENERAL FUND	7568Z COFD7568 STELZER PRK RANGE	20,791.76	4,104.49	16,687.27	20,791.76	0.00	
10100 GENERAL FUND	7570Z COFD7570 JESS MARTIN PARK W	3,566.75	0.00	3,566.75	3,566.75	0.00	
10100 GENERAL FUND	7571Z COFD7571 LINDO LAKE PHOTOVC	82,527.19	3,594.22	78,932.97	82,527.19	0.00	
10100 GENERAL FUND	7572Z COFD7572 SYCAMORE CANYON	3,823,068.92	0.00	3,823,068.92	3,823,068.92	0.00	
10100 GENERAL FUND	7573Z COFD7573 GUAJOME COUNTY PA	49,942.48	18,517.20	31,425.28	49,942.48	0.00	
10100 GENERAL FUND	7574Z COFD7574 SAGE HILL STAGING A	591,284.94	491.18	590,793.76	591,284.94	0.00	
10100 GENERAL FUND	7575Z COFD7575 OTAY LAKES PARK PR	750,000.00	0.00	750,000.00	750,000.00	0.00	
10100 GENERAL FUND	7578Z COFD7578 OLD IRONSIDE PARK \	4,443.18	0.00	4,443.18	4,443.18	0.00	
10100 GENERAL FUND	7580Z COLIB7580 JULIAN LIBRARY COM	435,119.25	0.00	435,119.25	435,119.25	0.00	
10100 GENERAL FUND	7634Z COFD7634 MT WOODSON ACQ AI	1,104,250.23	380,384.35	723,865.88	1,104,250.23	0.00	
10100 GENERAL FUND	7688Z COFD7688 CALAVO PARK	17,618,662.23	1,452,958.66	16,165,703.57	17,618,662.23	0.00	
10100 GENERAL FUND	7706Z COFD7706 JACUMBA FIRE STN 4S	16,029,476.56	534,073.72	15,495,402.84	16,029,476.56	0.00	
10100 GENERAL FUND	7708Z COFD7708 OVRP HERITAGE STAC	3,348,394.67	818.66	3,347,576.01	3,348,394.67	0.00	
10100 GENERAL FUND	7709Z COFD7709 SR94 SAFE PASSAGE	825,407.96	3,898.73	821,509.23	825,407.96	0.00	
10100 GENERAL FUND	7710Z COFD7710 LAKESIDE BSEBLL PK	112,921.51	0.00	112,921.51	112,921.51	0.00	
10100 GENERAL FUND	7711W COFD7711 POTTS TRAILS	207,389.12	10,199.45	197,189.67	207,389.12	0.00	
10100 GENERAL FUND	7712Z COFD7712 LONNY BREWER PARI	73,065.09	0.00	73,065.09	73,065.09	0.00	
10100 GENERAL FUND	7713Z COFD7713 OTAY LAKES COUNTY	1,000,000.00	0.00	1,000,000.00	1,000,000.00	0.00	
10100 GENERAL FUND	7714Z COFD7714 SANTA YSABEL EAST \	939,012.67	538.68	938,473.99	939,012.67	0.00	
10100 GENERAL FUND	7715Z COFD7715 SWEETWATER LP TRA	4,014,099.73	66,587.65	3,947,512.08	4,014,099.73	0.00	
10100 GENERAL FUND	7717Z COFD7717 FALLBROOK LOCAL P/	2,045,974.99	686,244.81	1,359,730.18	2,045,974.99	0.00	
10100 GENERAL FUND	7718Z COFD7718 SAN DIEGUITO LOCAL	420,000.00	0.00	420,000.00	420,000.00	0.00	
10100 GENERAL FUND	7720Z COFD7720 EUCALYPTUS CTY PAI	119,103.38	0.00	119,103.38	119,103.38	0.00	
10100 GENERAL FUND	7721Z COFD7721 GOODLAND ACR CTY	88,837.12	0.00	88,837.12	88,837.12	0.00	

PERIODIC FINANCIAL STATEMENT - SCHEDULE OF REVENUES AND EXPENDITURES BY FUND AND ORGANIZATIONAL UNIT - GL041

Date:08-DEC-2025 12:49:54

COSD

Current Period: NOV-25

Currency: USD

No specific FUND requested

FUND	ORG	REVISED BUDGET	EXPENDITURES	ENCUMBRANCES	EXPENDITURES & ENCUMBRANCES	REMAINING BUDGET	REVENUE
10100 GENERAL FUND	7722Z COFD7722 PINE VALLEY CTY PK F	147,716.67	0.00	147,716.67	147,716.67	0.00	
10100 GENERAL FUND	7723Z COFD7723 STEELE CNYN CTY PK	164,549.53	0.00	164,549.53	164,549.53	0.00	
10100 GENERAL FUND	7727Z COFD7727 LINDO LAKE CTY PK P	455,233.09	0.00	455,233.09	455,233.09	0.00	
10100 GENERAL FUND	7728Z COFD7728 DOS PICOS CTY PK SN	228,496.88	0.00	228,496.88	228,496.88	0.00	
10100 GENERAL FUND	7729Z COFD7729 STEELE CNYN CTY PK	257,500.14	0.00	257,500.14	257,500.14	0.00	
10100 GENERAL FUND	7731Z COFD7731 RICC HHSA FAM RESC	1,367,455.27	11,129.85	1,356,325.42	1,367,455.27	0.00	
10100 GENERAL FUND	7739Z COFD7739 SWEETWATER SUMMI	318,576.46	0.00	318,576.46	318,576.46	0.00	
10100 GENERAL FUND	7784Z MMCOF7784 SBRC ESCALATOR A	880,694.33	0.00	880,694.33	880,694.33	0.00	
10100 GENERAL FUND	7788Z COFD7788 HERITAGE PARK BUILI	8,999,886.80	75,170.51	8,924,716.29	8,999,886.80	0.00	
10100 GENERAL FUND	7789Z COFD7789 VALLEY CENTER PARK	37,258.87	33,400.56	3,858.31	37,258.87	0.00	
10100 GENERAL FUND	7790Z COFD7790 BOULDER OAKS PRES	2,069,561.21	0.00	2,069,561.21	2,069,561.21	0.00	
10100 GENERAL FUND	7791Z COFD7791 SWEETWATER LANE C	1,228,836.01	0.00	1,228,836.01	1,228,836.01	0.00	
10100 GENERAL FUND	7792Z COFD7792 SOUTH LANE PARK	347,184.23	36,831.64	310,532.59	347,184.23	0.00	
10100 GENERAL FUND	7796Z COFD7796 HALL OF JUSTICE	5,623,510.11	275,451.05	5,348,059.06	5,623,510.11	0.00	
10100 GENERAL FUND	7805Z COFD7805 EL MONTE RIVER VALI	5,766,327.52	0.00	5,766,327.52	5,766,327.52	0.00	
10100 GENERAL FUND	7836Z COFD7836 WATERFRONT PARK A	152,352.46	0.00	152,352.46	152,352.46	0.00	
10100 GENERAL FUND	7837Z COFD7837 FELICITA COUNTY PAF	1,881,407.06	48,160.94	1,833,246.12	1,881,407.06	0.00	
10100 GENERAL FUND	7840Z COFD7840 OVRP COMMUNITY GA	950,000.00	0.00	950,000.00	950,000.00	0.00	
10100 GENERAL FUND	7841Z COFD7841 DESCANSO FS 45 APP	134,756.81	0.00	134,756.81	134,756.81	0.00	
10100 GENERAL FUND	7844Z COHC7844 HEALTH SERVICES CC	14,629,729.11	1,415,332.32	13,214,396.79	14,629,729.11	0.00	
10100 GENERAL FUND	7845Z COLIB7845 EL CAJON BRANCH LI	255,707.31	2,886.59	252,820.72	255,707.31	0.00	
10100 GENERAL FUND	7848Z COFD7848 MIRA MESA EPICENTR	7,738,441.33	1,190,146.57	6,548,294.76	7,738,441.33	0.00	
10100 GENERAL FUND	7849Z COFD7849 LOS PENASQUITOS C/	1,607,641.25	0.00	1,607,641.25	1,607,641.25	0.00	
10100 GENERAL FUND	7893Z COFD7893 COLLIER AND CALAVC	11,532.30	0.00	11,532.30	11,532.30	0.00	
10100 GENERAL FUND	7894Z COFD7894 NCRC MAJOR SYSTEM	1,000,000.00	0.00	1,000,000.00	1,000,000.00	0.00	
10100 GENERAL FUND	7895Z COFD7895 TJRV SMUGG GULCH	2,867.26	0.00	2,867.26	2,867.26	0.00	
10100 GENERAL FUND	7906Z COFD7906 LINDO LAKE IMPROVE	19,478,524.83	0.00	19,478,524.83	19,478,524.83	0.00	
10100 GENERAL FUND	7909Z COFD7909 SLRRP PRADO ACQUI:	2,020,418.58	0.00	2,020,418.58	2,020,418.58	0.00	
10100 GENERAL FUND	7910Z COFD7910 SWEETWATER BIKE S	1,949,866.26	111,249.96	1,838,616.30	1,949,866.26	0.00	
10100 GENERAL FUND	7911Z COFD7911 TJRVP ACTIVE RECRE	1,853,296.95	0.00	2,123,296.95	2,123,296.95	(270,000.00)	
10100 GENERAL FUND	7912Z COFD7912 LAKESIDE SOCCER FI	322,780.32	0.00	322,780.32	322,780.32	0.00	
10100 GENERAL FUND	7928Z MMCOF7928 RAMONA ROAD STA	186,431.74	476.70	185,955.04	186,431.74	0.00	
10100 GENERAL FUND	7929Z MMCOF7929 SAN MARCOS ROAD	190,553.81	476.70	190,077.11	190,553.81	0.00	
10100 GENERAL FUND	7966Z COFD7966 EOC AND SHF COMMU	282.73	0.00	282.73	282.73	0.00	
10100 GENERAL FUND	7967Z COFD7967 STOWE TRAIL ACQUIS	4,403,750.31	31,468.03	4,372,282.28	4,403,750.31	0.00	
10100 GENERAL FUND	7968Z COFD7968 SANTA MARIA CREEK	765,194.77	11,276.30	753,918.47	765,194.77	0.00	
10100 GENERAL FUND	7970Z COFD7970 CASA DE ORO LIBRAR	2,232,683.43	12,296.21	2,220,387.22	2,232,683.43	0.00	
10100 GENERAL FUND	7971Z JFCF7971 RAMONA SHERIFF STA	9,606,116.84	990,416.60	8,615,700.24	9,606,116.84	0.00	
10100 GENERAL FUND	7978Z MMCOF7978 EMDF ELECTRIC VEI	550,000.00	65,137.78	484,862.22	550,000.00	0.00	
10100 GENERAL FUND	7979Z MMCOF7979 SAN MARCOS OFFIC	80,000.00	0.00	80,000.00	80,000.00	0.00	
10100 GENERAL FUND	7980Z MMCOF7980 SOUTH LOT LINE CC	20,627.72	20,627.72	0.00	20,627.72	0.00	
10100 GENERAL FUND	7983Z COFD7983 BUTTERFIELD RANCH	1,000,000.00	0.00	1,000,000.00	1,000,000.00	0.00	
10100 GENERAL FUND	7989Z MMCOF7989 EL CAJON FRC EV C	196,987.64	58,115.12	138,872.52	196,987.64	0.00	
10100 GENERAL FUND	7990Z MMCOF7990 EDGEMOOR SNF EV	196,736.61	55,243.35	141,493.26	196,736.61	0.00	
10100 GENERAL FUND	7993Z COFD7993 DICTIONARY HILLS	768,367.32	35,866.05	732,501.27	768,367.32	0.00	
10100 GENERAL FUND	7994Z COFD7994 ENCINITAS LANDFILL I	1,000,000.00	0.00	1,000,000.00	1,000,000.00	0.00	
10100 GENERAL FUND	7A44Z COFD7A44 TJ RIVER VALLEY SPC	17,400.00	0.00	17,400.00	17,400.00	0.00	
10100 GENERAL FUND	7A47Z MMCOF7A47 EAST COUNTY REG	177,607.70	43,234.37	134,373.33	177,607.70	0.00	
11100 ROAD FUND	53405 CONST CONTRACTS/MATLS/RWY	329,558,236.89	24,865,107.80	109,662,365.27	134,547,493.07	195,010,745.82	3,410,969.51
11100 ROAD FUND	53420 CIP PROJECT DEVELOPMENT	14,034,866.96	4,376,120.69	43,027.78	4,419,148.47	9,615,718.49	1,301,094.22
11100 ROAD FUND	53425 CONSTRUCTION ENGINEERING	8,051,152.78	1,706,995.51	32,665.92	1,739,661.43	4,311,491.35	514,112.57
11100 ROAD FUND	53430 MATERIALS LAB	2,082,407.02	639,299.62	74,855.56	714,155.18	1,368,251.84	176,661.85
11100 ROAD FUND	53440 STRIPING CREW-RF	1,081,259.38	728,448.18	6,589.89	735,038.07	1,246,221.31	7,988.67
11100 ROAD FUND	53445 DRAINAGE CREW-RF	1,148,989.50	424,434.74	6,535.50	430,970.24	718,019.26	527,080.85

PERIODIC FINANCIAL STATEMENT - SCHEDULE OF REVENUES AND EXPENDITURES BY FUND AND ORGANIZATIONAL UNIT - GL041

Date:08-DEC-2025 12:49:54

COSD
Current Period: NOV-25

Currency: USD
No specific FUND requested

FUND	ORG	REVISED BUDGET	EXPENDITURES	ENCUMBRANCES	EXPENDITURES & ENCUMBRANCES	REMAINING BUDGET	REVENUE
11100 ROAD FUND	53450 CONST AND REPAIR CREW-RF	1,796,906.29	761,008.71	4,076.26	765,084.97	1,031,821.32	2,619.24
11100 ROAD FUND	53455 ROAD STRUCTURES CREW-RF	1,486,531.52	421,220.37	4,057.52	425,277.89	1,061,253.63	3,586.36
11100 ROAD FUND	53457 LITTER CREW	1,549,894.04	462,969.17	196,832.34	659,801.51	890,092.53	
11100 ROAD FUND	53460 FIELD ENGIN AND ADMIN-RF	13,131,654.86	3,731,407.60	1,974,099.81	5,705,507.41	7,426,147.45	474,716.91
11100 ROAD FUND	53465 DIV I HEADQUARTERS-RF	5,570,564.08	1,538,716.78	5,024,583.75	6,563,300.53	(992,736.45)	1,283.00
11100 ROAD FUND	53470 ALPINE ROAD STATION-RF	2,597,585.31	1,071,622.15	287,472.19	1,359,094.34	1,238,590.97	283.98
11100 ROAD FUND	53475 CAMPO ROAD STATION-RF	2,096,549.89	890,069.81	12,007.25	902,077.06	1,194,472.83	1,110.93
11100 ROAD FUND	53480 JAMACHA ROAD STATION-RF	2,087,090.84	591,505.07	6,793.16	598,298.23	1,488,792.61	1,278.24
11100 ROAD FUND	53485 JULIAN ROAD STATION-RF	3,291,736.26	1,471,183.34	71,518.24	1,542,701.58	1,749,034.70	3,837.13
11100 ROAD FUND	53490 LAKESIDE ROAD STATION-RF	2,095,686.44	787,009.01	51,273.94	838,282.95	1,257,403.49	2,825.65
11100 ROAD FUND	53495 SPRING VALLEY RD STA-RF	2,091,206.47	790,733.50	5,144.97	796,878.47	1,294,330.00	4,016.17
11100 ROAD FUND	53497 STORMWATER CREW DIV I	2,162,519.66	848,707.70	7,452.82	856,160.52	1,306,359.14	
11100 ROAD FUND	53515 LAGUNA-RF	65,250.00	10,687.87	10,521.72	21,209.59	44,040.41	2,725.00
11100 ROAD FUND	53520 DIV II HEADQUARTERS-RF	4,141,447.25	702,102.66	3,847,532.15	4,549,634.81	(408,187.56)	21,442.60
11100 ROAD FUND	53525 BORREGO ROAD STATION-RF	2,393,062.38	659,496.11	83,285.00	742,783.11	1,650,279.27	
11100 ROAD FUND	53530 FALLBROOK ROAD STATION-RF	2,887,942.17	1,899,169.96	3,036.53	1,902,206.49	985,735.68	2,863.66
11100 ROAD FUND	53535 RAMONA ROAD STATION-RF	2,440,719.70	1,141,630.68	14,548.44	1,156,179.12	1,284,540.58	16,182.74
11100 ROAD FUND	53540 SAN MARCOS ROAD ST-RF	3,134,833.74	1,297,687.54	39,616.58	1,337,304.12	1,797,529.62	4,992.49
11100 ROAD FUND	53545 VALLEY CENTER ROAD STA-RF	2,968,146.64	1,318,555.90	18,698.90	1,337,254.80	1,630,891.84	4,137.25
11100 ROAD FUND	53557 STORMWATER CREW DIV II	1,563,961.30	526,970.12	4,719.73	531,689.85	1,032,271.45	10,906.46
11100 ROAD FUND	53570 PALOMAR-RF	56,600.00	18,324.87	348,780.93	367,105.80	(310,505.80)	
11100 ROAD FUND	53580 SAN FELIPE-RF	10,950.00	3,225.22	0.00	3,225.22	7,724.78	
11100 ROAD FUND	53585 TRAFFIC ENG AND LOSS MIT-RF	15,774,053.14	3,584,829.11	3,601,074.97	7,185,904.08	8,588,149.06	134,099.77
11100 ROAD FUND	53632 FLOOD CONTROL ENGINEERING	2,717,830.14	946,954.19	1,861.14	948,815.33	1,769,014.81	956,476.25
11100 ROAD FUND	53635 LAND SURVEYING	4,369,690.38	1,490,677.59	3,808.46	1,494,486.05	2,875,204.33	530,174.91
11100 ROAD FUND	53645 DEPARTMENT ADMIN	3,507,128.88	1,519,950.58	64,637.42	1,584,588.00	1,922,540.88	461,722.10
11100 ROAD FUND	53646 DEPARTMENTWIDE ADMINISTRAT	8,216,169.00	1,698,403.21	0.00	1,698,403.21	6,517,765.79	52,610,519.94
11100 ROAD FUND	53647 ENVIRONMENTAL SERVICES UNIT	3,697,079.92	1,176,109.48	471,585.45	1,647,694.93	2,049,384.99	600,644.10
11100 ROAD FUND	53655 SPEC PROJECT/COMMUNIC-RF	547,353.00	168,986.20	2,384.53	171,370.73	375,982.27	67,013.51
11100 ROAD FUND	53660 PERSONNEL AND ADMIN SUPP	2,068,261.31	786,480.02	5,224.09	791,704.11	1,276,557.20	99,979.61
11100 ROAD FUND	53662 PRIVATE ROAD AND LANDSCAPE	2,000,895.82	598,540.78	36,217.27	634,758.05	1,366,137.77	589,737.70
11100 ROAD FUND	53665 FINANCIAL SERVICES-RF	6,213,636.77	2,332,418.67	4,464.95	2,336,883.62	3,876,953.15	367,185.17
12020 CSHAF GILLESPIE HOUSING	55981 CO SUCCESSOR HOUSING AGY C	25,000.00	2,053.36	0.00	2,053.36	22,946.64	9,923.30
12022 CSHAF USDRIP HOUSING	55983 CO SUCCESSOR HOUSING AGY L	3,500.00	0.80	0.00	0.80	3,499.20	4,271.86
12150 S D COUNTY LIGHT MAINT D	95695 SAN DIEGO LGT MAINT 1	3,030,603.16	850,567.27	778,744.88	1,629,312.15	1,401,291.01	316,018.30
12200 COUNTY LIBRARY	57300 LIBRARY DIRECTORS OFF	748,798.93	336,254.97	71,254.26	407,509.23	341,289.70	7,189,775.11
12200 COUNTY LIBRARY	57301 OPERATIONS AND ADMIN	0.00	209.48	0.00	209.48	(209.48)	
12200 COUNTY LIBRARY	57305 LIBRARY BUDGET & FINANCIAL S	5,484,767.09	1,788,535.53	15,390.43	1,803,925.96	3,680,841.13	(21.28)
12200 COUNTY LIBRARY	57306 LIBRARY PAYROLL & PERSONNEL	1,308,542.54	492,605.59	19,822.30	512,427.89	796,114.65	
12200 COUNTY LIBRARY	57310 LIBRARY SVCS OVERSIGHT	862,002.56	249,361.82	38,794.88	288,156.70	573,845.86	
12200 COUNTY LIBRARY	57315 ADULT LITERACY SVCS	67,202.22	7,298.85	3,170.01	10,468.86	56,733.36	
12200 COUNTY LIBRARY	57320 AUTOMATION SVCS	4,869,385.79	1,691,677.72	420,423.01	2,112,100.73	2,757,285.06	
12200 COUNTY LIBRARY	57325 PROGRAM SERVICES	713,749.11	167,789.80	281,322.94	449,112.74	264,636.37	
12200 COUNTY LIBRARY	57330 FACILITIES SVCS	6,857,679.87	2,529,067.00	211,438.01	2,740,505.01	4,117,174.86	(0.05)
12200 COUNTY LIBRARY	57335 COMMUNITY RELATIONS	31.00	1,745.34	0.00	1,745.34	(1,714.34)	
12200 COUNTY LIBRARY	57340 PUBLIC RELATIONS SVCS	649,722.65	225,668.78	2,606.34	228,275.12	421,447.53	
12200 COUNTY LIBRARY	57345 CIRCULATION SERVICES	929,201.00	436,268.14	299,817.18	736,105.32	193,095.68	373.34
12200 COUNTY LIBRARY	57350 YOUTH PROGRAM SERVICES	1,204,612.83	540,394.68	29,413.83	569,808.51	634,804.32	
12200 COUNTY LIBRARY	57355 LIBRARY MATERIALS COLLECTIO	9,044,927.29	2,760,157.16	1,631,829.33	4,391,986.49	4,652,940.80	8,232.11
12200 COUNTY LIBRARY	57360 LIBRARY MAT CATALOGING	927,017.61	538,825.70	3,141.64	541,967.34	385,050.27	
12200 COUNTY LIBRARY	57365 LIBRARY MAT INTERCHANGE	809,287.79	367,251.03	93,469.56	460,720.59	348,567.20	
12200 COUNTY LIBRARY	57375 ALPINE BRANCH	960,730.27	426,392.25	4,767.84	431,160.09	529,570.18	1,190.87
12200 COUNTY LIBRARY	57380 BONITA BRANCH	1,475,928.08	526,755.44	127,196.02	653,951.46	821,976.62	1,932.73
12200 COUNTY LIBRARY	57385 BOOKMOBILE-EBK	149,294.00	50,117.36	550.32	50,667.68	98,626.32	

PERIODIC FINANCIAL STATEMENT - SCHEDULE OF REVENUES AND EXPENDITURES BY FUND AND ORGANIZATIONAL UNIT - GL041

Date:08-DEC-2025 12:49:54

COSD
Current Period: NOV-25

Currency: USD
No specific FUND requested

FUND	ORG	REVISED BUDGET	EXPENDITURES	ENCUMBRANCES	EXPENDITURES & ENCUMBRANCES	REMAINING BUDGET	REVENUE
12200 COUNTY LIBRARY	57390 BOOKMOBILE-NBK	200,363.00	33,731.05	0.00	33,731.05	166,631.95	
12200 COUNTY LIBRARY	57395 BORREGO BRANCH	841,367.09	377,700.95	7,364.63	385,065.58	456,301.51	859.61
12200 COUNTY LIBRARY	57400 CAMPO BRANCH	391,890.86	160,811.08	3,003.68	163,814.76	228,076.10	448.64
12200 COUNTY LIBRARY	57405 CASA DE ORO BRANCH	2,019,843.59	364,696.68	1,166,492.15	1,531,190.83	488,652.76	955.18
12200 COUNTY LIBRARY	57410 CREST BRANCH	267,520.16	106,267.26	20,041.03	126,308.29	141,211.87	71.65
12200 COUNTY LIBRARY	57415 DESCANSO BRANCH	333,561.26	108,221.24	109,125.93	217,347.17	116,214.09	273.90
12200 COUNTY LIBRARY	57420 FALLBROOK BRANCH	2,330,962.99	612,924.35	858,520.87	1,471,445.22	859,517.77	2,448.46
12200 COUNTY LIBRARY	57425 JACUMBA BRANCH	261,274.40	99,550.76	9,163.12	108,713.88	152,560.52	551.34
12200 COUNTY LIBRARY	57430 JULIAN BRANCH	1,739,341.72	586,128.65	599,944.27	1,186,072.92	553,268.80	847.45
12200 COUNTY LIBRARY	57435 LAKESIDE BRANCH	1,166,491.66	532,576.94	6,118.80	538,695.74	627,795.92	2,154.56
12200 COUNTY LIBRARY	57440 LINCOLN ACRES BRANCH	274,495.03	99,566.28	2,305.97	101,872.25	172,622.78	237.40
12200 COUNTY LIBRARY	57445 PINE VALLEY BRANCH	260,370.33	122,991.93	1,879.52	124,871.45	135,498.88	409.69
12200 COUNTY LIBRARY	57450 POTRERO BRANCH	248,568.19	103,383.97	3,617.60	107,001.57	141,566.62	304.55
12200 COUNTY LIBRARY	57455 RAMONA BRANCH	1,217,703.58	538,854.95	74,881.29	613,736.24	603,967.34	1,707.09
12200 COUNTY LIBRARY	57460 RANCHO SAN DIEGO BRANCH	1,601,803.61	662,896.38	104,358.69	767,255.07	834,548.54	2,422.60
12200 COUNTY LIBRARY	57465 RANCHO SANTA FE BRANCH	946,005.29	355,738.40	73,121.67	428,860.07	517,145.22	317.55
12200 COUNTY LIBRARY	57470 SPRING VALLEY BRANCH	859,071.06	367,201.02	5,929.45	373,130.47	485,940.59	1,114.79
12200 COUNTY LIBRARY	57475 VALLEY CENTER BRANCH	887,517.03	354,376.16	100,556.39	454,932.55	432,584.48	1,074.57
12200 COUNTY LIBRARY	57481 4S RANCH BRANCH LIBRARY	1,299,347.63	467,232.60	879,348.99	1,346,581.59	(47,233.96)	1,211.33
12200 COUNTY LIBRARY	57490 CARDIFF BRANCH	1,039,019.20	364,733.35	599,156.99	963,890.34	75,128.86	294.74
12200 COUNTY LIBRARY	57495 DEL MAR BRANCH	643,059.37	251,567.40	5,229.89	256,797.29	386,262.08	288.12
12200 COUNTY LIBRARY	57500 EL CAJON BRANCH	2,527,944.56	954,455.10	116,316.37	1,070,771.47	1,457,173.09	4,001.06
12200 COUNTY LIBRARY	57505 ENCINITAS BRANCH	1,761,536.72	710,737.43	6,169.17	716,906.60	1,044,630.12	1,736.24
12200 COUNTY LIBRARY	57510 FLETCHER HILLS BRANCH	376,299.61	141,276.11	3,039.04	144,315.15	231,984.46	538.88
12200 COUNTY LIBRARY	57515 IMPERIAL BEACH BRANCH	798,753.07	354,921.72	5,931.09	360,852.81	437,900.26	2,558.20
12200 COUNTY LIBRARY	57520 LA MESA BRANCH	1,679,849.06	749,761.74	46,510.26	796,272.00	883,577.06	2,867.58
12200 COUNTY LIBRARY	57525 LEMON GROVE BRANCH	979,730.94	388,434.06	38,395.24	426,829.32	552,901.62	2,195.62
12200 COUNTY LIBRARY	57530 POWAY BRANCH	1,459,159.84	613,458.90	7,487.27	620,946.17	838,213.67	1,853.07
12200 COUNTY LIBRARY	57535 SAN MARCOS BRANCH	2,398,846.60	701,299.01	445,931.99	1,147,231.00	1,251,415.60	1,529.48
12200 COUNTY LIBRARY	57540 SANTEE BRANCH	1,296,876.01	525,614.41	186,368.73	711,983.14	584,892.87	1,831.81
12200 COUNTY LIBRARY	57545 SOLANA BEACH	912,441.27	312,339.73	50,682.44	363,022.17	549,419.10	411.76
12200 COUNTY LIBRARY	57550 VISTA BRANCH	2,487,552.47	928,598.35	6,180.69	934,779.04	1,552,773.43	2,094.11
12200 COUNTY LIBRARY	57555 LIBRARY BRANCH OPERATIONS	1,454,885.00	274,518.93	3,497.90	278,016.83	1,176,868.17	53,415.44
12200 COUNTY LIBRARY	57560 TRAINING SERVICES	281,182.00	98,726.00	103,225.00	202,951.00	78,231.00	
12200 COUNTY LIBRARY	57565 BOOKS BY MAIL SERVICES	77,045.38	39,079.82	1,562.38	40,642.20	36,403.18	
12250 SHERF ASSET FORFEIT PRGM	59800 SHERIFF ASSET FORFEIT PRGM	2,581,353.57	263,636.98	1,224,603.25	1,488,240.23	1,093,113.34	989,691.51
12251 SHERF ASSET FORFEIT US T	59810 SHERIFF ASSET FORFEIT US TRE	2,000,000.00	942.88	0.00	942.88	1,999,057.12	754,369.53
12252 SHERF ASSET FORFEIT STAT	59820 SHERIFF ASSET FORFEIT STATE	2,400,000.00	6,577.16	0.00	6,577.16	2,393,422.84	167,479.48
12300 DA ASSET FORFEIT FEDERAL	60350 DA ASSET FORFEITURE PROG - F	2,153,112.38	27,592.12	400,000.00	427,592.12	1,725,520.26	109,070.29
12325 DA ASSET FORFEIT US TREA	60375 DA ASSET FORFEITURE - US TRE	50,000.00	0.00	0.00	0.00	50,000.00	14,319.24
12350 DA ASSET FORFEIT STATE	60800 DA ASSET FORFEITURE-STATE	354,169.13	0.00	49,702.39	49,702.39	304,466.74	48,529.79
12450 PROB ASSET FORFEIT PROG	62000 PROBATION ASSET FORFEIT	100,000.00	0.00	0.00	0.00	100,000.00	1,918.78
12451 PROB ASSET FORFEIT US TR	62010 PROBATION ASSET FORFEIT US T	0.00	0.00	0.00	0.00	0.00	5.00
12452 PROB ASSET FORFEIT STATE	62020 PROBATION ASSET FORFEIT STA	0.00	0.00	0.00	0.00	0.00	143.69
12500 SHERIFFS INCARC PPLS WEL	62550 IPW CONTROL DIVISION	1,114,150.00	217,169.62	86,864.05	304,033.67	810,116.33	401,452.00
12500 SHERIFFS INCARC PPLS WEL	62560 IPW ADMINISTRATION	22,605.00	5,255.53	26,686.31	31,941.84	(9,336.84)	116,881.09
12500 SHERIFFS INCARC PPLS WEL	62570 IPW EAST MESA	75,801.00	15,289.82	0.00	15,289.82	60,511.18	
12500 SHERIFFS INCARC PPLS WEL	62580 IPW GEORGE BAILEY	58,592.00	3,000.54	0.00	3,000.54	55,591.46	
12500 SHERIFFS INCARC PPLS WEL	62583 IPW ROCK MOUNTAIN	14,072.00	0.00	0.00	0.00	14,072.00	
12500 SHERIFFS INCARC PPLS WEL	62590 IPW LAS COLINAS	55,204.00	25,492.82	0.00	25,492.82	29,711.18	
12500 SHERIFFS INCARC PPLS WEL	62595 IPW SOUTH BAY	42,800.00	5,361.02	0.00	5,361.02	37,438.98	
12500 SHERIFFS INCARC PPLS WEL	62605 IPW VISTA	40,501.00	5,090.82	0.00	5,090.82	35,410.18	
12500 SHERIFFS INCARC PPLS WEL	62625 IPW REENTRY PROGRAM	7,231,555.18	718,254.88	232,185.32	950,440.20	6,281,114.98	18,343.12
12500 SHERIFFS INCARC PPLS WEL	62630 IPW SAN DIEGO CENTRAL JAIL	25,001.00	2,828.74	0.00	2,828.74	22,172.26	

PERIODIC FINANCIAL STATEMENT - SCHEDULE OF REVENUES AND EXPENDITURES BY FUND AND ORGANIZATIONAL UNIT - GL041

Date 08-DEC-2025 12:49:54

COSD
Current Period NOV-25

Currency: USD
No specific FUND requested

FUND	ORG	REVISED BUDGET	EXPENDITURES	ENCUMBRANCES	EXPENDITURES & ENCUMBRANCES	REMAINING BUDGET	REVENUE
12500 SHERIFFS INCARC PPLS WEL	62634 IPW FOOD SERVICES	30,000.00	0.00	0.00	0.00	30,000.00	
12550 WARD WELFARE FUND	63350 WARD WELFARE FUND	2,000.00	0.00	0.00	0.00	2,000.00	8,390.23
12555 PUB SAFETY PROP 172 SP R	63400 PUBLIC SAFETY PROP172 REV	411,405,664.66	130,787,509.01	648,022.16	131,435,531.17	279,970,133.49	63,240,787.01
12580 TOBACCO SECURITIZATION S	63530 TOBACCO SECURITIZATION FUNI	35,514,624.00	37,439.27	0.00	37,439.27	35,477,184.73	459,452.91
12650 INACTIVE WASTE SITE MGMT	63950 CLOSED LANDFILLS	8,273,084.49	1,070,436.09	2,623,239.91	3,693,676.00	4,579,408.49	107,138.26
12675 WASTE PLANNING AND RECYC	63970 COUNTY WASTE PLANNING AND	7,882,571.42	1,431,799.27	2,150,072.36	3,581,871.63	4,280,699.79	1,459,619.82
12700 HILLSBOROUGH LNDFL MAINT	64500 HILLSBOROUGH LNDFILL MNT	0.00	0.00	0.00	0.00	0.00	0.54
12750 DUCK POND LANDFILL CLEAN	65050 CTY DUCK POND LNDFL CLNUP	14,669.00	0.00	0.00	0.00	14,669.00	3,135.45
12760 IHS PUBLIC AUTHORITY SPR	63450 IHSS PUBLIC AUTHORITY SPECIA	57,470,255.00	26,134,910.10	386,226.90	26,521,137.00	30,949,118.00	28,147,577.30
13004 PLD AREA 4 LINCOLN ACRES	96925 PLD-AREA 4 LINCOLN ACRES	2,014,200.00	0.00	300.00	300.00	2,013,900.00	145.52
13015 PLD AREA 15 SWEETWATER	96927 PLD-AREA 15 SWEETWATER	2,000.00	0.00	0.00	0.00	2,000.00	2.83
13016 PLD AREA 16 OTAY	96929 PLD - AREA 16 OTAY	0.00	0.00	0.00	0.00	0.00	4.14
13019 PLD AREA 19 JAMUL	96933 PLD-AREA 19 JAMUL	300.00	0.00	0.00	0.00	300.00	44.80
13020 PLD AREA 20 SPRING VALLE	96935 PLD-AREA 20 SPRING VALLEY	1,000.00	0.00	1,000.00	1,000.00	0.00	108.55
13025 PLD AREA 25 LAKESIDE	96937 PLD-AREA 25 LAKESIDE	5,000.00	0.00	0.00	0.00	5,000.00	23,356.52
13026 PLD AREA 26 CREST	96939 PLD-AREA 26 CREST	1,000.00	0.00	750.00	750.00	250.00	1,696.39
13027 PLD AREA 27 ALPINE	96941 PLD-AREA 27 ALPINE	4,000.00	0.00	0.00	0.00	4,000.00	3,983.76
13028 PLD AREA 28 RAMONA	96943 PLD-AREA 28 RAMONA	243,835.14	223,257.78	20,077.36	243,335.14	500.00	6,905.60
13029 PLD AREA 29 ESCONDIDO	96945 PLD-AREA 29 ESCONDIDO	875,905.00	0.00	874,905.00	874,905.00	1,000.00	8,825.90
13030 PLD AREA 30 SAN MARCOS	96947 PLD-AREA 30 SAN MARCOS	918,158.00	0.00	916,158.00	916,158.00	2,000.00	9,651.12
13031 PLD AREA 31 SAN DIEGUITO	96949 PLD-AREA 31 SAN DIEGUITO	4,087,622.00	0.00	4,087,622.00	4,087,622.00	0.00	51,201.19
13032 PLD AREA 32 CARLSBAD	96951 PLD-AREA 32 CARLSBAD	2,000.00	0.00	0.00	0.00	2,000.00	450.62
13035 PLD AREA 35 FALLBROOK	96955 PLD-AREA 35 FALLBROOK	10,800.00	0.00	0.00	0.00	10,800.00	519.09
13036 PLD AREA 36 BONSALL	96957 PLD-AREA 36 BONSALL	4,000.00	0.00	4,000.00	4,000.00	0.00	1,380.54
13037 PLD AREA 37 VISTA	96959 PLD-AREA 37 VISTA	901,727.19	0.00	900,727.19	900,727.19	1,000.00	9,086.40
13038 PLD AREA 38 VALLEY CENTE	96961 PLD-AREA 38 VALLEY CENTER	40,475.92	1,309.82	38,166.10	39,475.92	1,000.00	759.02
13039 PLD AREA 39 PAUMA VALLEY	96963 PLD - AREA 39 PAUMA	1,000.00	0.00	200.00	200.00	800.00	5,615.46
13040 PLD AREA 40 PALOMAR JULI	96965 PLD-AREA 40 PALOMAR-JULIAN	693,342.00	66,567.15	359,492.50	426,059.65	267,282.35	3,361.46
13041 PLD AREA 41 MTN EMPIRE	96967 PLD - AREA 41 MOUNT EMPIRE	500.00	0.00	500.00	500.00	0.00	1,676.85
13042 PLD AREA 42 ANZA BORREGO	96969 PLD-AREA 42 ANZA-BORREGO	1,000.00	0.00	1,000.00	1,000.00	0.00	1,046.55
13043 PLD AREA 43 CENTRAL MTN	96971 PLDF CENTRAL MOUNTAIN	300.00	0.00	0.00	0.00	300.00	249.47
13044 PLD AREA 44 OCEANSIDE	96973 PLDF OCEANSIDE	0.00	0.00	0.00	0.00	0.00	43.57
13045 PLD AREA 45 VALLE DE ORO	96975 PLDF VALLE DE ORO	500.00	0.00	300.00	300.00	200.00	182.97
13049 PLD ADMINISTRATIVE FEE	96829 PLD ADMINISTRATIVE FEE	751,000.00	15,411.17	25,824.89	41,236.06	709,763.94	40,071.73
13050 PLD ALPINE IMPRV IMPACT	96830 PLD ALPINE IMPRV IMPACT FEE	0.00	0.00	0.00	0.00	0.00	39,331.49
13052 PLD BONSALL IMPRV IMPACT	96832 PLD BONSALL IMPRV IMPACT FEE	0.00	0.00	0.00	0.00	0.00	63,770.90
13053 PLD CENTRL MTN IMPRV IMP	96833 PLD CENTRAL MTN IMPRV IMPAC	0.00	0.00	0.00	0.00	0.00	6,141.46
13054 PLD COUNTY ISL IMPRV IMP	96834 PLD COUNTY ISL IMPRV IMPACT F	0.00	0.00	0.00	0.00	0.00	4,623.97
13055 PLD CRESTDEHESA IMPV IMP	96835 PLD CREST DEHESA IMPRV IMPA	0.00	0.00	0.00	0.00	0.00	65,581.52
13056 PLD DESERT IMPRV IMPACT	96836 PLD DESERT IMPRV IMPACT FEE	0.00	0.00	0.00	0.00	0.00	13,684.19
13057 PLD FALLBROOK IMPRV IMPA	96837 PLD FALLBROOK IMPRV IMPACT F	0.00	0.00	0.00	0.00	0.00	150,806.01
13058 PLD JAMUL IMPRV IMPACT F	96838 PLD JAMUL IMPRV IMPACT FEE	0.00	0.00	0.00	0.00	0.00	44,723.96
13059 PLD JULIAN IMPRV IMPACT	96839 PLD JULIAN IMPRV IMPACT FEE	55,000.00	0.00	55,000.00	55,000.00	0.00	2,158.83
13060 PLD LAKESIDE IMPRV IMPAC	96840 PLD LAKESIDE IMPRV IMPACT FEI	0.00	0.00	0.00	0.00	0.00	259,722.61
13061 PLD MTN EMPIRE IMPRV IMP	96841 PLD MTN EMPIRE IMPRV IMPACT	0.00	0.00	0.00	0.00	0.00	19,589.39
13062 PLD NC METRO IMPRV IMPAC	96842 PLD NC METRO IMPRV IMPACT FE	0.00	0.00	0.00	0.00	0.00	183,361.41
13063 PLD N MTN IMPRV IMPACT F	96843 PLD NORTH MTN IMPRV IMPACT F	0.00	0.00	0.00	0.00	0.00	13,677.38
13065 PLD PALA PMA IMPRV IMPAC	96845 PLD PALA PAUMA IMPRV IMPACT	0.00	0.00	0.00	0.00	0.00	10,698.67
13066 PLD PENDLETON IMPRV IMPA	96846 PLD PENDLETON IMPRV IMPACT I	0.00	0.00	0.00	0.00	0.00	1,175.68
13067 PLD RAINBOW IMPRV IMPACT	96847 PLD RAINBOW IMPRV IMPACT FEI	0.00	0.00	0.00	0.00	0.00	8,957.85
13068 PLD RAMONA IMPRV IMPACT	96848 PLD RAMONA IMPRV IMPACT FEE	0.00	0.00	0.00	0.00	0.00	588,878.80
13069 PLD SAN DGTO IMPRV IMPAC	96849 PLD SAN DIEGUITO IMPRV IMPAC	0.00	0.00	0.00	0.00	0.00	65,984.65
13070 PLD SPRING VY IMPRV IMPA	96850 PLD SPRING VLY IMPRV IMPACT F	0.00	0.00	0.00	0.00	0.00	73,706.53
13071 PLD SWEETWATR IMPRV IMPA	96851 PLD SWEETWATER IMPRV IMPAC	0.00	0.00	0.00	0.00	0.00	6,339.48

PERIODIC FINANCIAL STATEMENT - SCHEDULE OF REVENUES AND EXPENDITURES BY FUND AND ORGANIZATIONAL UNIT - GL041

Date:08-DEC-2025 12:49:54

COSD
Current Period: NOV-25

Currency: USD
No specific FUND requested

FUND	ORG	REVISED BUDGET	EXPENDITURES	ENCUMBRANCES	EXPENDITURES & ENCUMBRANCES	REMAINING BUDGET	REVENUE
13072 PLD VALLE DE ORO IMPV IM	96852 PLD VALLE DE ORO IMPRV IMPAC	0.00	0.00	0.00	0.00	0.00	111,751.28
13073 PLD VALLEY CTR IMPRV IMP	96853 PLD VALLEY CTR IMPRV IMPACT I	0.00	0.00	0.00	0.00	0.00	68,773.62
13060 PLD ALPINE LAND ACQ IMPA	96860 PLD ALPINE LAND ACQ IMPACT FI	0.00	0.00	0.00	0.00	0.00	3,225.26
13062 PLD BONSALL LAND ACQ IMP	96862 PLD BONSALL LAND ACQ IMPACT	0.00	0.00	0.00	0.00	0.00	10,719.06
13063 PLD CENTRL MTN LND ACQ I	96863 PLD CENTRAL MTN LAND ACQ IM	0.00	0.00	0.00	0.00	0.00	944.72
13064 PLD COUNTY ISL LND ACQ I	96864 PLD COUNTY ISL LAND ACQ IMPA	0.00	0.00	0.00	0.00	0.00	936.73
13065 PLD CRESTDEHESA LD ACQ I	96865 PLD CREST DEHESA LAND ACQ IF	0.00	0.00	0.00	0.00	0.00	8,244.93
13066 PLD DESERT LAND ACQ IMPA	96866 PLD DESERT LAND ACQ IMPACT I	0.00	0.00	0.00	0.00	0.00	190.53
13067 PLD FALLBROOK LND ACQ IM	96867 PLD FALLBROOK LAND ACQ IMPA	0.00	0.00	0.00	0.00	0.00	17,482.14
13068 PLD JAMUL LAND ACQ IMPAC	96868 PLD JAMUL LAND ACQ IMPACT FE	0.00	0.00	0.00	0.00	0.00	4,691.77
13069 PLD JULIAN LAND ACQ IMPA	96869 PLD JULIAN LAND ACQ IMPACT FI	0.00	0.00	0.00	0.00	0.00	84.29
13090 PLD LAKESIDE LND ACQ IMP	96870 PLD LAKESIDE LAND ACQ IMPACT	0.00	0.00	0.00	0.00	0.00	9,768.17
13091 PLD MTN EMPIRE LND ACQ I	96871 PLD MTN EMPIRE LAND ACQ IMP/	0.00	0.00	0.00	0.00	0.00	259.19
13092 PLD NC METRO LND ACQ IMP	96872 PLD NC METRO LAND ACQ IMPAC	0.00	0.00	0.00	0.00	0.00	18,004.82
13093 PLD N MTN LAND ACQ IMPAC	96873 PLD NORTH MTN LAND ACQ IMPA	0.00	0.00	0.00	0.00	0.00	504.88
13095 PLD PALA PMA LND ACQ IMP	96875 PLD PALA PAUMA LAND ACQ IMP/	0.00	0.00	0.00	0.00	0.00	647.55
13096 PLD PENDLETON LND ACQ IM	96876 PLD PENDLETON LAND ACQ IMPA	0.00	0.00	0.00	0.00	0.00	33.79
13097 PLD RAINBOW LAND ACQ IMP	96877 PLD RAINBOW LAND ACQ IMPACT	0.00	0.00	0.00	0.00	0.00	216.63
13098 PLD RAMONA LAND ACQ IMPA	96878 PLD RAMONA LAND ACQ IMPACT	0.00	0.00	0.00	0.00	0.00	11,297.81
13099 PLD SAN DGTO LND ACQ IMP	96879 PLD SAN DIEGUITO LAND ACQ IM	0.00	0.00	0.00	0.00	0.00	35,702.63
13100 PLD SPRING VY LND ACQ IM	96880 PLD SPRING VLY LAND ACQ IMPA	0.00	0.00	0.00	0.00	0.00	18,677.92
13101 PLD SWEETWATR LND ACQ IM	96881 PLD SWEETWATER LAND ACQ IM	0.00	0.00	0.00	0.00	0.00	2,273.14
13102 PLD VALLE DE ORO LD ACQ	96882 PLD VALLE DE ORO LAND ACQ IM	0.00	0.00	0.00	0.00	0.00	18,194.50
13103 PLD VALLEY CTR LND ACQ I	96883 PLD VALLEY CTR LAND ACQ IMPA	0.00	0.00	0.00	0.00	0.00	4,809.24
13112 PLD BONSALL IN LIEU FEE	96892 PLD BONSALL IN LIEU FEE	0.00	0.00	0.00	0.00	0.00	1,351.48
13117 PLD FALLBROOK IN LIEU FE	96897 PLD FALLBROOK IN LIEU FEE	0.00	0.00	0.00	0.00	0.00	20.90
13120 PLD LAKESIDE IN LIEU FEE	96900 PLD LAKESIDE IN LIEU FEE	0.00	0.00	0.00	0.00	0.00	13,082.77
13122 PLD NC METRO IN LIEU FEE	96902 PLD NC METRO IN LIEU FEE	0.00	0.00	0.00	0.00	0.00	5,266.40
13128 PLD RAMONA IN LIEU FEE	96908 PLD RAMONA IN LIEU FEE	0.00	0.00	0.00	0.00	0.00	33,804.16
13129 PLD SAN DGTO IN LIEU FEE	96909 PLD SAN DIEGUITO IN LIEU FEE	0.00	0.00	0.00	0.00	0.00	1,092.71
13130 PLD SPRING VY IN LIEU FE	96910 PLD SPRING VLY IN LIEU FEE	85,000.00	0.00	85,000.00	85,000.00	0.00	474.62
13131 PLD SWEETWATR IN LIEU FE	96911 PLD SWEETWATER IN LIEU FEE	0.00	0.00	0.00	0.00	0.00	9.39
13132 PLD VALLE DE ORO IN LIEU	96912 PLD VALLE DE ORO IN LIEU FEE	0.00	0.00	0.00	0.00	0.00	435.52
13133 PLD VALLEY CTR IN LIEU F	96913 PLD VALLEY CTR IN LIEU FEE	0.00	0.00	0.00	0.00	0.00	1,148.93
13695 SANCAL 2023 CPH LAB COC	96266 SANCAL 2023 CPH LAB COC RELC	0.00	2,269,778.71	0.00	2,269,778.71	(2,269,778.71)	54,974.53
14005 PRD 6 PAUMA VALLEY	95101 PRD 6 PAUMA VALLEY 95101	232,479.77	7,637.31	34,110.80	41,748.11	190,731.66	8,774.63
14010 PRD 8 MAGEE ROAD PALA	95102 PRD 8 MAGEE RD-PALA 95102	120,738.00	4,405.18	17,000.00	21,405.18	99,332.82	8,168.04
14015 PRD 9 SANTA FE ZONE B	95103 PRD 9 B SANTA FE 95103	271,119.00	8,317.36	18,195.88	26,513.24	244,605.76	6,265.18
14020 PRD 10 DAVIS DRIVE	95104 PRD 10 DAVIS DR 95104	57,675.00	2,175.40	3,312.03	5,487.43	52,187.57	1,345.44
14025 PRD 11 BERNARDO ROAD ZN	95105 PRD 11 A BERNARDO RD 95105	57,852.00	2,605.30	3,481.10	6,086.40	51,765.60	4,539.09
14030 PRD 11 BERNARDO ROAD ZN	95106 PRD 11 C BERNARDO RD 95106	12,921.00	1,443.01	1,500.00	2,943.01	9,977.99	668.52
14035 PRD 11 BERNARDO ROAD ZN	95107 PRD 11 D BERNARDO RD 95107	40,356.94	35,188.98	552.22	35,741.20	4,615.74	1,161.97
14040 PRD 12 LOMAIR	95108 PRD 12 LOMAIR 95108	164,332.00	2,429.87	4,500.00	6,929.87	157,402.13	5,294.33
14045 PRD 13 PALA MESA ZONE A	95109 PRD 13 A PALA MESA 95109	272,591.80	36,521.34	39,002.37	75,523.71	197,068.09	20,112.40
14050 PRD 13 STEWART CANYON ZN	95110 PRD 13 B STEWART CANYON 951	103,193.00	2,705.10	5,500.00	8,205.10	94,987.90	5,985.16
14060 PRD 16 WYNOLA	95112 PRD 16 WYNOLA 95112	188,462.00	9,248.56	6,648.12	15,896.68	172,565.32	5,816.93
14070 PRD 18 HARRISON PARK	95114 PRD 18 HARRISON PARK 95114	144,181.00	5,855.71	25,616.01	31,471.72	112,709.28	8,502.92
14080 PRD 20 DAILY ROAD	95115 PRD 20 DAILY ROAD 95115	230,037.00	26,788.02	20,083.06	46,871.08	183,165.92	21,296.38
14085 PRD 21 PAUMA HEIGHTS	95116 PRD 21 PAUMA HEIGHTS 95116	639,899.03	36,925.47	352,614.93	389,540.40	250,358.63	12,847.23
14090 PRD 22 WEST DOUGHERTY ST	95117 PRD 22 W DOUGHERTY ST 95117	6,350.00	1,207.34	0.00	1,207.34	5,142.66	497.15
14095 PRD 23 ROCK TERRACE ROAD	95118 PRD 23 ROCK TERRCE RD 95118	25,877.00	1,430.16	4,850.00	6,280.16	19,596.84	1,299.74
14100 PRD 24 MT WHITNEY ROAD	95119 PRD 24 MT WHITNEY RD 95119	107,781.00	2,320.60	4,724.50	7,045.10	100,735.90	2,147.84
14105 CSA 26 RANCHO SAN DIEGO	95120 CSA 26 RANCHO SAN DGO 95120	367,307.08	31,307.75	75,000.00	106,307.75	260,999.33	62,929.84
14110 CSA 26 COTTONWD VILLG ZN	95121 PRD 26 A COTTONWD VI 95121	427,286.86	127,760.76	71,448.83	199,209.59	228,077.27	35,342.56

PERIODIC FINANCIAL STATEMENT - SCHEDULE OF REVENUES AND EXPENDITURES BY FUND AND ORGANIZATIONAL UNIT - GL041

Date:08-DEC-2025 12:49:54

COSD
Current Period: NOV-25

Currency: USD
No specific FUND requested

FUND	ORG	REVISED BUDGET	EXPENDITURES	ENCUMBRANCES	EXPENDITURES & ENCUMBRANCES	REMAINING BUDGET	REVENUE
14115 CSA 26 MONTE VISTA ZN B	95122 PRD 26 B MONTE VISTA 95122	273,354.36	72,381.55	34,444.99	106,826.54	166,527.82	21,613.27
14118 CSA 26 SD LANDSCAPE MAIN	95397 LMD ZONE 1	188,970.00	146,581.45	0.00	146,581.45	42,388.55	28,303.23
14119 LMD ZONE 2 JULIAN	95156 LMD ZONE 2 JULIAN	113,159.54	13,503.40	0.00	13,503.40	99,656.14	13,609.75
14120 PRD 30 ROYAL OAKS CARROL	95123 PRD 30 ROYAL OAKS-CAR 95123	68,555.00	2,032.91	11,000.00	13,032.91	55,522.09	2,066.44
14125 PRD 38 GAY RIO TERRACE	95124 PRD 38 GAY RIO TERRACE 95124	92,430.00	1,846.35	9,796.01	11,642.36	80,787.64	2,554.95
14135 PRD 45 RINCON SPRINGS RD	95126 PRD 45 RINCON SPRINGS 95126	44,947.00	4,431.92	4,761.41	9,193.33	35,753.67	930.10
14140 PRD 46 ROCOSO ROAD	95127 PRD 46 ROCOSO ROAD 95127	296,718.00	3,347.70	5,193.47	8,541.17	288,176.83	5,204.53
14145 PRD 49 SUNSET KNOLLS ROA	95128 PRD 49 SUNSET KNLS RD 95128	75,817.00	1,911.34	1,864.00	3,775.34	72,041.66	1,536.13
14150 PRD 50 KNOLL PARK LANE	95129 PRD 50 KNOLL PARK LN 95129	68,881.00	1,359.34	4,000.00	5,359.34	63,521.66	2,136.24
14155 PRD 53 KNOLL PARK	95130 PRD 53 KNOLL PK LN EX 95130	232,065.00	1,941.69	7,000.00	8,941.69	223,123.31	5,198.24
14160 PRD 54 MT HELIX	95131 PRD 54 MT HELIX 95131	150,769.00	2,639.80	3,728.01	6,367.81	144,401.19	3,453.82
14165 PRD 55 RAINBOW CREST RD	95132 PRD 55 RAINBOW CREST 95132	138,857.00	10,927.87	10,599.50	21,527.37	117,329.63	12,730.26
14170 PRD 60 RIVER DRIVE	95133 PRD 60 RIVER DRIVE 95133	141,425.00	2,172.76	3,800.00	5,972.76	135,452.24	4,653.66
14175 PRD 61 GREEN MEADOW WAY	95134 PRD 61 GRN MEADOW WAY 9513	119,367.00	1,268.55	7,000.00	8,268.55	111,098.45	3,556.03
14180 PRD 63 HILLVIEW ROAD	95135 PRD 63 HILLVIEW ROAD 95135	302,540.00	1,851.64	11,000.00	12,851.64	289,688.36	9,603.48
14195 PRD 70 EL CAMINO CORTO	95138 PRD 70 EL CAMINO CORT 95138	49,435.00	12,817.07	27,366.40	40,183.47	9,251.53	1,874.77
14200 PRD 75 GAY RIO DR ZONE A	95139 PRD 75 A GAY RIO DRIVE 95139	134,614.00	1,674.29	3,864.00	5,538.29	129,075.71	4,724.62
14205 PRD 75 GAY RIO DR ZONE B	95140 PRD 75 B GAY RIO DRIVE 95140	84,582.00	2,341.54	12,515.01	14,856.55	69,725.45	5,254.49
14220 PRD 76 KINGSFORD COURT	95142 PRD 76 KINGSFORD CT 95142	63,453.00	1,446.46	3,300.00	4,746.46	58,706.54	2,796.29
14225 PRD 77 MONTIEL TRUCK TRA	95143 PRD 77 MONTIEL TRK TR 95143	90,327.00	3,486.82	9,851.70	13,338.52	76,988.48	6,043.93
14230 PRD 78 GARDENA WAY	95144 PRD 78 GARDENA AY 95144	79,006.00	1,308.79	7,250.00	8,558.79	70,447.21	2,886.81
14235 PRD 80 HARRIS TRUCK TRAI	95145 PRD 80 HARRIS TRK TRL 95145	171,051.41	77,732.84	18,979.95	96,712.79	74,338.62	4,978.79
14240 CSA 81 FALLBROOK LOCAL P	95146 CSA 81 FALLBROOK PARK 95146	814,867.25	271,393.68	9,882.93	281,276.61	533,590.44	188,160.63
14245 CSA 83 SAN DIEGUITO LOC	95147 CSA 83 SN DGTO LOC 95147	1,158,339.60	176,205.98	72,745.88	248,951.86	909,387.74	173,641.60
14246 CSA 83A ZONE A4S RANCH P	95156 CSA 83A 4S RANCH PARK	1,110,941.90	432,482.37	12,550.80	445,033.17	665,908.73	235,393.78
14255 PRD 88 EAST FIFTH ST	95149 PRD 88 EAST FIFTH S 95149	52,306.00	1,461.89	4,395.57	5,857.46	46,448.54	1,752.34
14265 PRD 90 SOUTH CORDOBA	95151 PRD 90 SOUTH CORDOV 95151	71,993.00	1,402.56	2,800.00	4,202.56	67,790.44	2,288.15
14270 PRD 94 ROBLE GRANDE ROAD	95152 PRD 94 ROBLE GRNDE 95152	314,732.00	1,802.41	5,500.00	7,302.41	307,429.59	9,344.82
14275 PRD 95 VALLE DEL SOL	95153 PRD 95 VALLE DEL SO 95153	226,396.00	2,418.71	10,000.00	12,418.71	213,978.29	9,800.89
14280 PRD 99 ALLONDRA DEL CORV	95154 PRD 99 VIA ALLNDRA- 95154	139,122.00	2,374.47	4,186.72	6,561.19	132,560.81	4,119.43
14290 PRD 101 JOHNSON LAKE RD	95356 PRD 101 JOHNSON LK 95356	155,212.00	4,207.11	1,994.54	6,201.65	149,010.35	4,676.73
14295 PRD 101 HI RIDGE RD ZONE	95357 PRD 101 A HI-RIDGE R 95357	232,075.00	2,006.33	5,342.00	7,348.33	224,726.67	4,921.34
14300 PRD 102 MT MEADOW	95358 PRD 102 MTN MEADOW 95358	183,743.09	11,253.67	29,928.70	41,182.37	142,560.72	9,277.83
14315 PRD 103 ALTO DRIVE	95361 PRD 103 ALTO DRIVE 95361	192,218.00	5,517.77	9,584.97	15,102.74	177,115.26	5,541.44
14320 PRD 104 ARTESIAN RD	95362 PRD 104 ARTESIAN RO 95362	287,280.00	3,458.83	17,662.29	21,121.12	266,158.88	17,416.54
14330 PRD 105 ALTA LOMA DR	95364 PRD 105 ALTA LOMA D 95364	117,898.00	1,827.74	10,000.00	11,827.74	106,070.26	4,403.09
14335 PRD 105 ALTA LOMA DR ZN	95365 PRD 105 A ALTA LOMA D 95365	122,564.00	1,803.78	12,000.00	13,803.78	108,760.22	5,258.19
14340 PRD 106 GARRISON WAY ET	95366 PRD 106 GARRISON AY 95366	38,908.00	2,721.40	10,228.01	12,949.41	25,958.59	8,869.78
14410 PRD 117 LEGEND ROCK	95380 PRD 117 LEGEND ROCK 95380	322,091.00	10,651.91	30,932.00	41,583.91	280,507.09	34,640.52
14440 CSA 122 OTAY MESA EAST	95386 PRD 122 OTAY MESA E 95386	7,864.00	0.00	0.00	0.00	7,864.00	74.99
14445 PRD 123 MIZPAH LANE	95387 PRD 123 MIZPAH LANE 95387	74,588.00	1,954.47	2,800.00	4,754.47	69,833.53	2,398.55
14455 PRD 125 WRIGHTWOOD ROAD	95389 PRD 125 WRIGHTWOOD 95389	57,983.00	9,133.74	3,798.27	12,932.01	45,050.99	1,341.28
14460 PRD 126 SANDHURST WAY	95390 PRD 126 SANDHURST W 95390	20,295.00	1,696.90	1,000.00	2,696.90	17,598.10	734.20
14465 PRD 127 SINGING TRAILS D	95391 PRD 127 SINGING TRAILS 95391	53,706.00	1,677.63	4,500.00	6,177.63	47,528.37	2,363.31
14470 CSA 128 SAN MIGUEL PARK	95392 CSA 128 SN MIGUEL PRK 95392	1,635,031.35	435,093.21	35,600.03	470,693.24	1,164,338.11	277,633.64
14480 PRD 130 WILKES ROAD	95394 PRD 130 WILKES ROAD 95394	118,665.00	3,640.02	4,990.00	8,630.02	110,034.98	4,618.69
14500 PRD 133 RANCH CREEK ROAD	95398 PRD 133 RNCH CREEK RD 95398	130,807.00	3,799.06	9,485.61	13,284.67	117,522.33	7,656.14
14505 PRD 134 KENORA LANE	95399 PRD 134 KENORA LANE 95399	46,143.00	1,478.10	3,593.36	5,071.46	41,071.54	398.67
14610 SDCFPD FIRE MITIGATION	95210 SDCFPD FIRE MITIGATION	5,493,066.35	40,820.31	2,452,246.04	2,493,066.35	3,000,000.00	1,758,800.34
14611 SD COUNTY FIRE PROTECTIO	95211 SAN DIEGO COUNTY FIRE PROTE	10,733,096.50	419,645.69	348,529.78	768,175.47	9,964,921.03	2,499,382.62
14612 SDCFPD MT LAGUNA	95212 SDCFPD MT LAGUNA	17,500.00	0.00	0.00	0.00	17,500.00	5,369.46
14613 SDCFPD PALOMAR	95213 SDCFPD PALOMAR	73,000.00	0.00	0.00	0.00	73,000.00	10,905.07
14614 SDCFPD DESCANSO	95214 SDCFPD DESCANSO	55,000.00	0.00	0.00	0.00	55,000.00	8,295.24
14615 SDCFPD DULZURA	95215 SDCFPD DULZURA	12,000.00	0.00	0.00	0.00	12,000.00	1,627.07

PERIODIC FINANCIAL STATEMENT - SCHEDULE OF REVENUES AND EXPENDITURES BY FUND AND ORGANIZATIONAL UNIT - GL041

Date 08-DEC-2025 12:49:54

COSD

Current Period: NOV-25

Currency: USD

No specific FUND requested

FUND	ORG	REVISED BUDGET	EXPENDITURES	ENCUMBRANCES	EXPENDITURES & ENCUMBRANCES	REMAINING BUDGET	REVENUE
14616 SDCFPD TECATE	95216 SDCFPD TECATE	10,000.00	0.00	0.00	0.00	10,000.00	1,182.91
14617 SDCFPD POTRERO	95217 SDCFPD POTRERO	15,500.00	0.00	0.00	0.00	15,500.00	2,382.82
14618 SDCFPD JACUMBA	95218 SDCFPD JACUMBA	16,500.00	0.00	0.00	0.00	16,500.00	2,495.41
14619 SDCFPD RURAL WEST	95219 SDCFPD RURAL WEST	375,000.00	0.00	0.00	0.00	375,000.00	74,246.84
14620 SDCFPD YUIMA	95220 SDCFPD YUIMA	52,000.00	0.00	0.00	0.00	52,000.00	255,905.85
14621 SDCFPD JULIAN	95221 SDCFPD JULIAN	100,000.00	0.00	0.00	0.00	100,000.00	14,909.40
14622 SDCFPD RAMONA	95222 SDCFPD RAMONA	2,600,000.00	0.00	0.00	0.00	2,600,000.00	3,593.73
14624 SDCFPD BORREGO	95224 SDCFPD BORREGO	244,000.00	0.00	0.00	0.00	244,000.00	5,250.14
14625 SDCFPD RAMONA EDU DELINQ	95225 SDCFPD RAMONA EDU DELINQUE	1,320,000.00	0.00	0.00	0.00	1,320,000.00	12,572.62
14810 CSA 135 DEL MAR 800MHZ Z	95402 CSA 135 B DEL MAR 800 MHZ 954	43,495.00	18,774.80	1,000.00	19,774.80	23,720.20	8,416.53
14830 CSA 135 POWAY 800 MHZ ZO	95406 CSA 135 F POWAY 800 MHZ 9540E	161,500.00	4,988.52	1,010.00	5,998.52	155,501.48	17,160.04
14840 CSA 135 SOLANA BCH 800MH	95408 CSA 135 H SOLANA BEACH 800 M	39,635.00	4,988.52	1,000.00	5,988.52	33,646.48	6,775.21
14850 CSA 135 BORR SPRNG FPD 8	95410 CSA 135 K BORREGO SPRINGS 9F	8,550.00	3,393.00	0.00	3,393.00	5,157.00	250.29
14900 CSA 136 SUNDANCE DET BAS	95420 PRD 136 SUNDANCE DETN 95420	25,412.16	9,811.19	8,959.92	18,571.11	6,841.05	3,463.19
14907 CSA 138 VALLEY CENTER PA	95447 CSA 138 VALLEY CENTER PARK	421,363.33	167,193.08	7,953.85	175,146.93	246,216.40	109,267.98
14995 COUNTY SERVICE AREA 17	95495 COUNTY SERVICE AREA 17 95495	8,324,810.72	2,684,262.32	5,168,954.11	7,853,216.43	471,594.29	3,076,957.31
14996 COUNTY SERVICE AREA 69	95496 COUNTY SERVICE AREA 69 95496	255,069.29	283.59	9,073.31	9,356.90	245,712.39	9,283.91
14997 SDCFPD AMBULANCE SERVICE	95497 SDCFPD AMBULANCE SERVICE A	24,690,814.75	3,018,424.98	4,735,177.22	7,753,602.20	16,937,012.55	5,657,932.33
15000 SD CO FLOOD CONTROL DIST	95800 FLOOD CONTROL DISTRICT	16,578,832.81	2,868,153.58	6,077,680.63	8,945,834.21	7,632,998.60	1,558,944.97
15226 BLACKWOLF MAINT ZN349781	95806 BLACKWOLF STORMWATER MAIN	41,515.01	21,166.25	7,811.92	28,978.17	12,536.84	1,935.60
15227 LAKE RANCHO VIEJO MAINT	95807 LAKE RANCHO VIEJO MAINT Z442	239,169.59	73,217.54	49,297.37	122,514.91	116,654.68	7,267.71
15228 PONDEROSA ESTATES MAINT	95808 PONDEROSA ESTATES MAINT ZN	35,000.00	2,159.22	4,801.04	6,960.26	28,039.74	1,532.03
15250 HCV ADMIN FEE RESERVE	95875 HCV ADMIN FEE RESERVE	37,296,745.00	11,570,094.19	0.00	11,570,094.19	25,726,650.81	14,682,471.27
15255 SDCHA RES REHAB	95876 SDCHA-RES REHAB	210,000.00	85,393.73	0.00	85,393.73	124,606.27	115,406.50
15260 PUBLIC HOUSING CIAP	95877 PUBLIC HOUSING CIAP	357,775.00	1,595.70	0.00	1,595.70	356,179.30	1,529.61
15265 PH MELROSE HUD	95878 PH-MELROSEHUD	383,151.00	145,507.87	0.00	145,507.87	237,643.13	88,256.11
15280 PH TOWNCENTER HUD	95881 PH-TOWNCENTERHUD	831,801.00	230,242.00	0.00	230,242.00	601,559.00	161,606.27
15295 MODERATE REHAB PROJ 3 HA	95884 MODERATE REHAB PROJ#3-HAP	0.00	0.00	0.00	0.00	0.00	2,344.13
15305 HA VOUCHER PROG PROJECTS	95886 VOUCHER PROGRAM PROJECTS	242,900,000.00	96,620,620.98	0.00	96,620,620.98	146,279,379.02	100,980,911.70
15308 HCV FAMILY SELF SUFFICIE	95873 HCV FAMILY SELF SUFFICIENCY	50,000.00	0.00	0.00	0.00	50,000.00	1,000.74
15315 PH L ST HUD	95888 PH-L STHUD	289,861.00	129,677.02	0.00	129,677.02	160,183.98	67,304.36
15320 HOUS ASST MOD REHAB PRJ	95889 MODERATE REHAB PROJ#4-HAP	806,700.00	245,422.00	0.00	245,422.00	561,278.00	255,742.17
15325 PH DOROTHY HUD	95890 PH-DOROTHYHUD	362,931.00	132,349.84	0.00	132,349.84	230,581.16	101,209.32
15330 HA BUSINESS ACTIVITIES	95891 HA BUSINESS ACTIVITIES	6,020,000.00	1,583,161.68	0.00	1,583,161.68	4,436,838.32	1,864,802.03
15335 PH FIREBIRD FMHA	95892 PH-FIREBIRDFMHA	857,538.00	208,021.29	0.00	208,021.29	649,516.71	276,351.22
15345 HOUS AUTH FACILITY FUND	95894 HOUS AUTH - FACILITY	0.00	0.00	0.00	0.00	0.00	958.20
15352 REDEV RENTAL SUBSIDY PRO	95899 REDEV RENTAL ASST SUBSIDY	0.00	0.00	0.00	0.00	0.00	36.03
15354 HA SANTEE SUCCESS HOUSIN	95902 HA SANTEE SUCCESSOR HOUSIN	26,000.00	3,023.23	0.00	3,023.23	22,976.77	7,598.85
15355 HA REAL ESTATE RESERVE	95896 HA REAL ESTATE RESERVE	0.00	0.00	0.00	0.00	0.00	18,431.47
15370 MAINSTREAM VOUCHER	95874 MAINTREAM VOUCHER	4,271,400.00	1,387,136.69	0.00	1,387,136.69	2,884,263.31	1,362,117.87
15451 OTHER SERVICES - HARMONY	95451 HARMONY GROVE CFD 08-01 OTI	414,979.00	4,898.26	28,128.67	33,026.93	381,952.07	44,096.96
15452 FLOOD CONTROL - HARMONY	95452 HARMONY GROVE CFD 08-01 FLC	390,000.00	595.79	404.21	1,000.00	389,000.00	11,689.66
15453 FIRE PROTECTION - HARMON	95453 HARMONY GROVE CFD 08-01 FIR	534,158.00	21,985.72	0.00	21,985.72	512,172.28	37,926.53
15454 IMPROVEMENT - HARMONY GR	95454 HARMONY GROVE CFD 08-01 IMP	0.00	0.00	0.00	0.00	0.00	84.42
15464 HORSE CRK RDG CFD 13-01	95464 HORSE CRK RDG CFD 13-01 INTE	426,770.00	20.17	0.00	20.17	426,749.83	6,013.76
15465 HORSE CRK RDG CFD 13-01	95465 HORSE CRK RDG CFD 13-01 A-SP	539,517.61	143,691.75	554.67	144,246.42	395,271.19	39,709.04
15466 HORSE CRK RDG FCD CFD 13	95466 HORSE CRK RDG CFD 13-01 B-SP	226,201.00	0.00	0.00	0.00	226,201.00	22,312.95
15467 HORSE CRK RDG FIRE CFD 1	95467 HORSE CRK RDG CFD 13-01 C-SF	172,000.00	0.00	0.00	0.00	172,000.00	9,160.52
15468 MEADOWOOD PRK CFD 19-01	95468 MEADOWOOD PRK CFD 19-01 A-S	289,581.09	132,393.60	502.11	132,895.71	156,685.38	30,958.62
15469 MEADOWOOD FCD CFD 19-01	95469 MEADOWOOD FCD CFD 19-01 B-S	139,700.00	0.00	0.00	0.00	139,700.00	16,241.13
15470 MEADOWOOD FIRE CFD 19-01	95470 MEADOWOOD FIRE CFD 19-01 C-	118,000.00	0.00	0.00	0.00	118,000.00	10,536.47
15471 HILLSIDE MEADOWS MAINT C	95471 HILLSIDE MEADOWS MAINT CFD	118,096.00	0.00	0.00	0.00	118,096.00	
15472 SWEETWTR PL MAINT CFD 19	95472 SWEETWTR PL MAINT CFD 19-02	147,100.14	48,829.02	424.86	49,253.88	97,846.26	10,929.58
15473 PARK CIR MAINT CFD 19-03	95473 PARK CIR MAINT CFD 19-03 SPEC	223,619.00	27,487.88	0.00	27,487.88	196,131.12	19,095.46

PERIODIC FINANCIAL STATEMENT - SCHEDULE OF REVENUES AND EXPENDITURES BY FUND AND ORGANIZATIONAL UNIT - GL041

Date:08-DEC-2025 12:49:54

COSD
Current Period: NOV-25

Currency: USD
No specific FUND requested

FUND	ORG	REVISED BUDGET	EXPENDITURES	ENCUMBRANCES	EXPENDITURES & ENCUMBRANCES	REMAINING BUDGET	REVENUE
15474 SDCFPD CFD 04-01 SPECIAL	95474 SDCFPD CFD 04-01 SPECIAL TAX	5,000.00	0.00	0.00	0.00	5,000.00	2,001.28
15475 SDCFPD CFD 04-01 SPECIAL	95475 SDCFPD CFD 04-01 SPECIAL TAX	0.00	0.00	0.00	0.00	0.00	74.16
15476 SDCFPD EOM CFD 9-1 SPCL	95476 SDCFPD EOM CFD 09-01 SPECIAL	0.00	0.00	0.00	0.00	0.00	5,565.20
15477 SDCFPD EOM CFD 9-1 SPCL	95477 SDCFPD EOM CFD 09-01 SPECIAL	2,100,000.00	37,192.68	0.00	37,192.68	2,062,807.32	78,405.06
15478 PIPER OTAY CFD 22-01 TAX	95478 PIPER OTAY CFD 22-01 TAX A	26,808.00	6,040.20	0.00	6,040.20	20,767.80	3,843.49
15479 PIPER OTAY CFD 22-01 TAX	95479 PIPER OTAY CFD 22-01 TAX B	16,320.00	0.00	0.00	0.00	16,320.00	2,421.97
15480 SDCFPD BORREGO CFD 14-1	95480 SDCFPD BORREGO CFD 14-1 SPC	0.00	0.00	0.00	0.00	0.00	2,592.05
15720 PRD 1003 ALAMO WAY	97029 PRD 1003 ALAMO WAY 97029	0.00	0.00	0.00	0.00	0.00	7.34
15740 PRD 1005 EDEN VALLEY LAN	97033 PRD 1005 EDEN VALLEY 97033	121,145.00	1,892.48	6,221.52	8,114.00	113,031.00	1,850.55
15765 PRD 1008 CANTER 97038	97038 PRD 1008 CANTER 97038	21,995.00	1,466.31	2,000.00	3,466.31	18,528.69	933.43
15774 PRD 1000 ZN1010 ALPINE H	97042 PRD 1000 ALPINE HIGHLANDS ZN	192,143.00	16,163.56	9,193.46	25,357.02	166,785.98	5,176.12
15775 PRD 1000 ZN1011 LA CUEST	97040 PRD 1011 LA CUESTA ZN1011	120,804.00	1,778.54	3,728.01	5,506.55	115,297.45	3,591.38
15776 PRD 1000 ZN1012 MILLAR 9	97041 PRD 1012 MILLAR ZN1012	104,801.00	8,301.03	7,029.67	15,330.70	89,470.30	2,633.13
15777 PRD 1013 SINGING TRAILS	97043 PRD 1013 SINGING TRAILS	85,160.00	1,888.97	8,600.00	10,488.97	74,671.03	1,403.64
15778 PRD 1014 LAVENDER PT LAN	97044 PRD 1014 LAVENDER PT LANE	41,558.00	1,528.83	4,000.00	5,528.83	36,029.17	1,826.10
15779 PRD 1015 LANDAVO DRIVE E	97045 PRD 1015 LANDAVO DRIVE ET AL	106,989.00	4,366.69	1,923.62	6,290.31	100,698.69	4,380.71
15780 PRD 1016 EL SERENO WAY	97046 PRD 1016 EL SERENO WAY	9,000.00	0.00	0.00	0.00	9,000.00	4,721.15
15781 PRD 1017 KALBAUGH-HALEY-	97047 PRD 1017 KALBAUGH-HALEY-TOL	82,283.00	7,247.71	24,597.88	31,845.59	50,437.41	2,391.58
15850 SURVEY MONUMENT PRESRVAT	67250 DPW SURVEY REMONUMENT FD	175,000.00	0.00	15,000.00	15,000.00	160,000.00	37,560.00
15690 SPECIAL AVIATION	68355 BORREGO	20,000.00	0.00	10,000.00	10,000.00	10,000.00	(10,000.00)
15690 SPECIAL AVIATION	68360 GILLESPIE	0.00	0.00	0.00	0.00	0.00	1.32
15690 SPECIAL AVIATION	68365 JACUMBA	20,000.00	0.00	10,000.00	10,000.00	10,000.00	(10,000.00)
15690 SPECIAL AVIATION	68370 OCOTILLO	20,000.00	0.00	10,000.00	10,000.00	10,000.00	(10,000.00)
15690 SPECIAL AVIATION	68385 FALLBROOK	20,000.00	0.00	10,000.00	10,000.00	10,000.00	(10,000.00)
15910 COSD FISH AND GAME PROPA	52900 FISH AND GAME PROPAGATION	46,000.00	21,205.00	0.00	21,205.00	24,795.00	10,943.24
17050 CSAF REDEV OBLIG RET	97900 SUCCESSOR AGENCY	2,471,942.00	2,130,366.00	0.00	2,130,366.00	341,576.00	21,084.67
21000 PENSION OBLIGATION BONDS	72500 PENSION BOND OBLIG PMTS	81,495,400.00	79,453,161.15	0.00	79,453,161.15	2,042,238.85	30,721,560.15
21625 SANCAL2019 REV JUST FAC	96205 SANCAL2019 REV JUST FAC REF	0.00	1,956,696.96	0.00	1,956,696.96	(1,956,696.96)	1,910,420.91
21626 SANCAL2019 ADMIN JUST FA	96206 SANCAL2019 ADMIN JUST FAC RE	0.00	36.00	0.00	36.00	(36.00)	36.00
21627 SANCAL2019 DS JUSTICE FA	96207 SANCAL 2019 DEBT JUST FAC RE	0.00	1,937,250.00	0.00	1,937,250.00	(1,937,250.00)	1,937,250.00
21628 SANCAL2019 INV ERNG JST	96208 SANCAL2019 INV ERNG JST FC RI	0.00	0.00	0.00	0.00	0.00	19,783.22
21629 SANCAL2019 EXC ERNG JST	96209 SANCAL2019 EXC ERNG JST FC F	0.00	0.00	0.00	0.00	0.00	22.12
21633 SANCAL2020 ADMIN WATERFR	96213 SANCAL2020 ADMIN WATERFRON	0.00	142.95	0.00	142.95	(142.95)	142.95
21634 SANCAL2020 DS WATERFRONT	96214 SANCAL2020 DS WATERFRONT R	0.00	1,117,356.25	0.00	1,117,356.25	(1,117,356.25)	1,117,356.25
21635 SANCAL2020 INV ERNG WATE	96215 SANCAL2020 INV ERNG WATERFF	0.00	0.00	0.00	0.00	0.00	14,628.65
21637 SANCAL2020 REV WATERFRON	96217 SANCAL2020 REV WATERFRONT	0.00	1,131,692.03	0.00	1,131,692.03	(1,131,692.03)	1,415,564.66
21638 SANCAL2020 ADMN CEDAR KT	96218 SANCAL2020 ADMN CEDAR KTTN	0.00	181.93	0.00	181.93	(181.93)	181.93
21639 SANCAL2020 DS CEDAR KTTN	96219 SANCAL2020 DS CEDAR KTTNR R	0.00	1,227,411.88	0.00	1,227,411.88	(1,227,411.88)	1,227,411.88
21640 SANCAL2020 INV ERNG CEDA	96220 SANCAL2020 INV ERNG CEDAR K	0.00	0.00	0.00	0.00	0.00	15,494.76
21641 SANCAL2020 REV CEDAR KTT	96221 SANCAL2020 REV CEDAR KTTNR	0.00	1,241,826.59	0.00	1,241,826.59	(1,241,826.59)	1,464,488.47
21651 SANCAL2021 YTC COPS BASE	96251 SANCAL2021 YTC COPS BASE RE	0.00	2,049,887.85	0.00	2,049,887.85	(2,049,887.85)	3,136,165.50
21652 SANCAL2021 YTC COPS DEBT	96252 SANCAL2021 YTC COPS DEBT SV	0.00	2,037,000.00	0.00	2,037,000.00	(2,037,000.00)	2,017,737.99
21653 SANCAL2021 YTC COPS ADMI	96253 SANCAL2021 YTC COPS ADMIN	0.00	115.30	0.00	115.30	(115.30)	115.30
21655 SANCAL2021 YTC COPS INV	96255 SANCAL2021 YTC COPS INV EARI	0.00	0.00	0.00	0.00	0.00	32,842.93
21656 SANCAL2021 YTC COPS EXC	96256 SANCAL2021 YTC COPS EXC EAR	0.00	0.00	0.00	0.00	0.00	52.31
21658 SANCAL 2023 CPH LAB PROJ	96258 SANCAL 2023 CPH LAB PROJECT	0.00	8,606,328.94	0.00	8,606,328.94	(8,606,328.94)	397,697.14
21659 SANCAL 2023 CPH LAB BASE	96259 SANCAL 2023 CPH LAB BASE REN	0.00	1.17	0.00	1.17	(1.17)	837.19
21660 SANCAL 2023 CPH LAB DS F	96260 SANCAL 2023 CPH LAB DS FUND	0.00	4,022,750.00	0.00	4,022,750.00	(4,022,750.00)	4,022,750.00
21661 SANCAL 2023 CPH LAB ADMI	96261 SANCAL 2023 CPH LAB ADMIN FU	0.00	1,250.00	0.00	1,250.00	(1,250.00)	243.66
21662 SANCAL 2023 CPH LAB CAP	96262 SANCAL 2023 CPH LAB CAP INT	0.00	4,022,748.63	0.00	4,022,748.63	(4,022,748.63)	268,791.42
21663 SANCAL 2023 CPH LAB INV	96263 SANCAL 2023 CPH LAB INV EARN	0.00	835.39	0.00	835.39	(835.39)	10.31
21666 SANCAL 2024 EDGEMOOR REF	96279 SANCAL 2024 EDGEMOOR REF B/	0.00	6,462,130.91	0.00	6,462,130.91	(6,462,130.91)	7,098,049.27
21667 SANCAL 2024 EDGEMOOR REF	96280 SANCAL 2024 EDGEMOOR REF D:	0.00	6,392,250.00	0.00	6,392,250.00	(6,392,250.00)	6,392,250.00
21668 SANCAL 2024 EDGEMOOR REF	96281 SANCAL 2024 EDGEMOOR REF AI	0.00	282.29	0.00	282.29	(282.29)	282.29

PERIODIC FINANCIAL STATEMENT - SCHEDULE OF REVENUES AND EXPENDITURES BY FUND AND ORGANIZATIONAL UNIT - GL041

Date:08-DEC-2025 12:49:54

COSD
Current Period: NOV-25

Currency: USD
No specific FUND requested

FUND	ORG	REVISED BUDGET	EXPENDITURES	ENCUMBRANCES	EXPENDITURES & ENCUMBRANCES	REMAINING BUDGET	REVENUE
21670 SANCAL 2024 EDGEMOOR REF	96283 SANCAL 2024 EDGEMOOR REF IN	0.00	0.00	0.00	0.00	0.00	70,527.38
21672 SANCAL 2025 COC REF ADMI	96276 SANCAL 2025 COC REF ADMIN	0.00	5.90	0.00	5.90	(5.90)	843.26
21673 SANCAL 2025 COC REF BASE	96285 SANCAL 2025 COC REF BASE REI	0.00	519,286.48	0.00	519,286.48	(519,286.48)	1,854,486.46
21674 SANCAL 2025 COC REF COI	96286 SANCAL 2025 COC REF COI FUNC	0.00	430,497.99	0.00	430,497.99	(430,497.99)	458,369.97
21675 SANCAL 2025 COC REF DS F	96287 SANCAL 2025 COC REF DS FUND	0.00	61,523,280.28	0.00	61,523,280.28	(61,523,280.28)	61,523,280.28
21677 SANCAL 2025 COC REF INV	96289 SANCAL 2025 COC REF INV EARN	0.00	0.00	0.00	0.00	0.00	271,014.02
22350 TOBACCO SECRTZN CORP S R	96300 TOBACCO ASSET SECRTZN S/R	0.00	153,396.54	0.00	153,396.54	(153,396.54)	454,972.11
22351 TOBACCO COLLECTION AT S	96301 TOBACCO COLLECTION S/R	0.00	(157,781.96)	0.00	(157,781.96)	157,781.96	
22391 2019 TOB OPERATING	96341 2019 TOB OPERATING	0.00	157,767.06	0.00	157,767.06	(157,767.06)	
22392 2019 TOB OPERATING CONTI	96342 2019 TOB OPERATING CONTINGE	0.00	14.90	0.00	14.90	(14.90)	
23210 CSAF GF DEBT SERVICE	96425 CSAF GF DEBT SERVICE	1,685,070.00	0.00	0.00	0.00	1,685,070.00	1,580,948.56
23211 CSAF GF INTEREST ACCT	96426 CSAF GF INTEREST ACCT	145,070.00	0.00	0.00	0.00	145,070.00	
23212 CSAF GF PRINCIPAL ACCT	96427 CSAF GF PRINCIPAL ACCT	755,000.00	0.00	0.00	0.00	755,000.00	
23213 CSAF GF DEBT SER RESERVE	96428 CSAF GF DEBT SER RESERVE	150,000.00	0.00	0.00	0.00	150,000.00	15,512.22
23214 CSAF GF TURBO REDEMPTION	96429 CSAF GF TURBO REDEMPTION	785,000.00	0.00	0.00	0.00	785,000.00	
25011 SDRBA 2016 COC REVENUE	69001 SDRBA 2016 COC REVENUE	0.00	8,366,489.73	0.00	8,366,489.73	(8,366,489.73)	8,024,336.87
25012 SDRBA 2016 COC ADMIN	69002 SDRBA 2016 COC ADMIN	0.00	843.31	0.00	843.31	(843.31)	5.93
25014 SDRBA 2016 COC RESERVE	69004 SDRBA 2016 COC RESERVE	0.00	4,176,000.00	0.00	4,176,000.00	(4,176,000.00)	
25015 SDRBA 2016 COC INVESTMEN	69005 SDRBA 2016 COC INV EARNINGS	0.00	244,586.76	0.00	244,586.76	(244,586.76)	16,921.65
26000 CAPITAL OUTLAY FUND	7397C COFD7397 SANTA YSABEL NATUI	28,031.26	0.00	9,929.41	9,929.41	18,101.85	
26000 CAPITAL OUTLAY FUND	7468C COFD7468 RAMONA GRASSLAND	146,584.03	3,107.05	96,158.98	99,266.03	47,318.00	470.14
26000 CAPITAL OUTLAY FUND	7494C COFD7494 LINDO LAKE IMPROVE	437,820.88	20,809.59	166,735.24	187,544.83	250,276.05	
26000 CAPITAL OUTLAY FUND	7503C COFD7503 SAN LUIS REY LAND B	114,590.67	0.00	0.00	0.00	114,590.67	
26000 CAPITAL OUTLAY FUND	7510C COFD7510 SOUTH COUNTY ANIM	24,282,742.28	3,445,760.19	19,521,641.19	22,967,401.38	1,315,340.90	3,391,762.56
26000 CAPITAL OUTLAY FUND	7511C COFD7511 SR76 MIDDLE PROJEC	205,510.48	0.00	13,636.75	13,636.75	191,873.73	
26000 CAPITAL OUTLAY FUND	7514C COFD7514 LAKESIDE EQUESTRIA	292,290.64	39,152.06	34,474.19	73,626.25	218,664.39	31,175.41
26000 CAPITAL OUTLAY FUND	7526C COFD7526 PALOMAR MOUNTAIN	190,602.98	117,265.98	31,869.00	149,134.98	41,468.02	117,265.98
26000 CAPITAL OUTLAY FUND	7530C COFD7530 FY17-18 PARKS PLAYC	1,836,503.24	263,829.52	1,448,865.56	1,712,695.08	123,808.16	263,829.52
26000 CAPITAL OUTLAY FUND	7533C COFD7533 OTAY LAKES PARK SE	884,734.27	1,146.11	292,207.13	293,353.24	591,381.03	1,146.11
26000 CAPITAL OUTLAY FUND	7536C COFD7536 LAMAR PLAYGROUND	78,904.51	0.00	7,625.21	7,625.21	71,279.30	
26000 CAPITAL OUTLAY FUND	7537C COFD7537 HILTON HEAD PLAYGF	98,066.76	0.00	7,240.80	7,240.80	90,825.96	
26000 CAPITAL OUTLAY FUND	7538C COFD7538 FLINN SPRINGS PLAYC	132,929.06	0.00	11,254.80	11,254.80	121,674.26	
26000 CAPITAL OUTLAY FUND	7539C COFD7539 STEELE CANYON PLA	129,843.07	0.00	15,390.76	15,390.76	114,452.31	
26000 CAPITAL OUTLAY FUND	7543C COFD7543 COUNTY ADMINISTRA	37,874,470.75	6,998,150.56	27,715,179.25	34,713,329.81	3,161,140.94	6,620,292.15
26000 CAPITAL OUTLAY FUND	7549C COFD7549 SWEETWATER REG P	4,397.84	0.00	0.00	0.00	4,397.84	
26000 CAPITAL OUTLAY FUND	7557C COFD7557 BORREGO SPRINGS S	116,262.00	0.00	620.95	620.95	115,641.05	
26000 CAPITAL OUTLAY FUND	7559C COFD7559 SLRRP MOOSA ACTIVI	26,317,737.32	1,390,649.60	21,098,913.47	22,489,563.07	3,828,174.25	1,390,649.60
26000 CAPITAL OUTLAY FUND	7560C COFD7560 SLRRP DULINE ROAD	559,651.45	0.00	60,104.54	60,104.54	499,546.91	
26000 CAPITAL OUTLAY FUND	7561C COFD7561 ALPINE LOCAL PARK /	17,500,416.22	10,431.33	557,736.22	568,167.55	16,932,248.67	4,037.00
26000 CAPITAL OUTLAY FUND	7562C COFD7562 SAN DIEGUITO PLAYG	83,912.88	0.00	0.00	0.00	83,912.88	
26000 CAPITAL OUTLAY FUND	7563C COFD7563 PATRIOT PARK PLAYG	83,469.61	0.00	0.00	0.00	83,469.61	
26000 CAPITAL OUTLAY FUND	7564C COFD7564 LIBERTY PARK PLAYG	83,923.67	0.00	0.00	0.00	83,923.67	
26000 CAPITAL OUTLAY FUND	7565C COFD7565 DOS PICOS PARK PLA	357,189.73	0.00	335,769.56	335,769.56	21,420.17	
26000 CAPITAL OUTLAY FUND	7566C COFD7566 HEISE PARK PLAYGRC	271,890.39	49,253.61	216,904.43	266,158.04	5,732.35	49,253.61
26000 CAPITAL OUTLAY FUND	7567C COFD7567 SYCUAN KUMEYAAY V	2,922,628.40	3,438.28	479,726.63	483,164.91	2,439,463.49	3,438.28
26000 CAPITAL OUTLAY FUND	7568C COFD7568 STELZER PRK RANGE	20,791.76	4,104.49	183.72	4,288.21	16,503.55	4,104.49
26000 CAPITAL OUTLAY FUND	7570C COFD7570 JESS MARTIN PARK VA	3,566.75	0.00	0.00	0.00	3,566.75	
26000 CAPITAL OUTLAY FUND	7571C COFD7571 LINDO LAKE PHOTOVC	82,527.19	6,122.04	53,721.13	59,843.17	22,684.02	3,594.22
26000 CAPITAL OUTLAY FUND	7572C COFD7572 SYCAMORE CANYON	3,823,068.92	0.00	645,587.44	645,587.44	3,177,481.48	
26000 CAPITAL OUTLAY FUND	7573C COFD7573 GUAJOME COUNTY PA	49,942.48	18,517.20	2,864.44	21,381.64	28,560.84	18,517.20
26000 CAPITAL OUTLAY FUND	7574C COFD7574 SAGE HILL STAGING A	591,284.94	491.18	166,751.41	167,242.59	424,042.35	491.18
26000 CAPITAL OUTLAY FUND	7575C COFD7575 OTAY LAKES PARK PR	750,000.00	0.00	0.00	0.00	750,000.00	
26000 CAPITAL OUTLAY FUND	7578C COFD7578 OLD IRONSIDE PARK \	4,443.18	0.00	624.60	624.60	3,818.58	
26000 CAPITAL OUTLAY FUND	7634C COFD7634 MT WOODSON ACQ A	1,104,250.23	380,364.35	554,214.49	934,578.84	169,671.39	380,364.35

PERIODIC FINANCIAL STATEMENT - SCHEDULE OF REVENUES AND EXPENDITURES BY FUND AND ORGANIZATIONAL UNIT - GL041

Date:08-DEC-2025 12:49:54

COSD

Current Period. NOV-25

Currency: USD

No specific FUND requested

FUND	ORG	REVISED BUDGET	EXPENDITURES	ENCUMBRANCES	EXPENDITURES & ENCUMBRANCES	REMAINING BUDGET	REVENUE
26000 CAPITAL OUTLAY FUND	7688C COFD7688 CALAVO PARK	17,751,662.23	1,452,958.66	16,100,071.24	17,553,029.90	198,632.33	1,452,958.66
26000 CAPITAL OUTLAY FUND	7706C COFD7706 JACUMBA FIRE STN 4:	16,729,476.56	534,073.72	705,684.20	1,239,757.92	15,489,718.64	534,073.72
26000 CAPITAL OUTLAY FUND	7708C COFD7708 OVRP HERITAGE STA(	3,383,000.51	1,837.40	570,773.72	572,611.12	2,810,389.39	818.66
26000 CAPITAL OUTLAY FUND	7709C COFD7709 SR94 SAFE PASSAGE	825,407.96	3,898.73	170,157.53	174,056.26	651,351.70	3,898.73
26000 CAPITAL OUTLAY FUND	7710C COFD7710 LAKESIDE BSEBLL PK	112,921.51	3,881.08	106,501.39	110,382.47	2,539.04	
26000 CAPITAL OUTLAY FUND	7711C COFD7711 POTTS TRAILS	657,280.51	53,449.44	242,248.49	295,697.93	361,582.58	33,484.79
26000 CAPITAL OUTLAY FUND	7712C COFD7712 LONNY BREWER PARI	73,065.09	0.00	25,620.05	25,620.05	47,445.04	
26000 CAPITAL OUTLAY FUND	7713C COFD7713 OTAY LAKES COUNTY	1,000,000.00	0.00	0.00	0.00	1,000,000.00	
26000 CAPITAL OUTLAY FUND	7714C COFD7714 SANTA YSABEL EAST '	939,012.67	6,964.44	169,951.57	176,916.01	762,096.66	538.68
26000 CAPITAL OUTLAY FUND	7715C COFD7715 SWEETWATER LP TRA	4,014,099.73	66,587.65	679,451.23	746,038.88	3,268,060.85	66,587.65
26000 CAPITAL OUTLAY FUND	7717C COFD7717 FALLBROOK LOCAL P,	2,045,974.99	690,908.76	1,009,091.15	1,699,999.91	345,975.08	686,244.81
26000 CAPITAL OUTLAY FUND	7718C COFD7718 SAN DIEGUITO LOCAL	4,505,622.00	0.00	0.00	0.00	4,505,622.00	
26000 CAPITAL OUTLAY FUND	7719C COFD7719 TWIN OAKS LOCAL PA	691,790.19	0.00	0.00	0.00	691,790.19	
26000 CAPITAL OUTLAY FUND	7720C COFD7720 EUCALYPTUS CTY PAI	119,103.38	0.00	1,170.00	1,170.00	117,933.38	
26000 CAPITAL OUTLAY FUND	7721C COFD7721 GOODLAND ACR CTY	88,837.12	0.00	395.25	395.25	88,441.87	
26000 CAPITAL OUTLAY FUND	7722C COFD7722 PINE VALLEY CTY PK I	147,716.67	0.00	0.00	0.00	147,716.67	
26000 CAPITAL OUTLAY FUND	7723C COFD7723 STEELE CNYN CTY PK	164,549.53	0.00	0.00	0.00	164,549.53	
26000 CAPITAL OUTLAY FUND	7727C COFD7727 LINDO LAKE CTY PK P	455,233.09	0.00	422,530.27	422,530.27	32,702.82	
26000 CAPITAL OUTLAY FUND	7728C COFD7728 DOS PICOS CTY PK SI	228,496.88	0.00	213,010.84	213,010.84	15,486.04	
26000 CAPITAL OUTLAY FUND	7729C COFD7729 STEELE CNYN CTY PK	257,500.14	0.00	233,995.00	233,995.00	23,505.14	
26000 CAPITAL OUTLAY FUND	7731C COFD7731 RICC HHSA FAM RESC	1,367,455.27	27,591.79	246,905.64	274,497.43	1,092,957.84	11,129.85
26000 CAPITAL OUTLAY FUND	7739C COFD7739 SWEETWATER SUMM	318,578.46	730.41	80,705.43	81,435.84	237,140.62	
26000 CAPITAL OUTLAY FUND	7788C COFD7788 HERITAGE PARK BUIL	9,171,658.01	224,877.58	649,670.36	874,547.94	8,297,110.07	100,049.95
26000 CAPITAL OUTLAY FUND	7789C COFD7789 VALLEY CENTER PARI	37,259.87	33,400.56	170.89	33,571.45	3,687.42	33,400.56
26000 CAPITAL OUTLAY FUND	7790C COFD7790 BOULDER OAKS PRES	2,069,561.21	0.00	14,260.64	14,260.64	2,055,300.57	
26000 CAPITAL OUTLAY FUND	7791C COFD7791 SWEETWATER LANE (	1,228,836.01	1,964.73	54,757.94	56,722.67	1,172,113.34	
26000 CAPITAL OUTLAY FUND	7792C COFD7792 SOUTH LANE PARK	347,164.23	36,631.84	93,963.99	130,495.83	216,668.40	36,631.84
26000 CAPITAL OUTLAY FUND	7796C COFD7796 HALL OF JUSTICE	12,657,820.69	2,293,199.45	3,469,728.15	5,762,927.60	6,894,893.09	275,451.05
26000 CAPITAL OUTLAY FUND	7805C COFD7805 EL MONTE RIVER VAL	6,192,252.36	1,472.40	73,385.47	74,857.87	6,117,394.49	1,472.40
26000 CAPITAL OUTLAY FUND	7836C COFD7836 WATERFRONT PARK /	152,352.46	0.00	0.00	0.00	152,352.46	
26000 CAPITAL OUTLAY FUND	7837C COFD7837 FELICITA COUNTY PA/	1,881,407.06	66,647.46	306,867.97	373,515.43	1,507,891.63	48,160.94
26000 CAPITAL OUTLAY FUND	7840C COFD7840 OVRP COMMUNITY GA	950,000.00	0.00	0.00	0.00	950,000.00	
26000 CAPITAL OUTLAY FUND	7841C COFD7841 DESCANSO FS 45 APF	134,756.81	0.00	0.00	0.00	134,756.81	
26000 CAPITAL OUTLAY FUND	7842C COFD7842 TJRV SMUGGLERS GL	8,737,133.73	177,297.05	815,533.84	992,830.89	7,744,302.84	35,145.00
26000 CAPITAL OUTLAY FUND	7847C COFD7847 LAMAR PARK PARKIN(	41,005.09	163.73	0.00	163.73	40,841.36	163.73
26000 CAPITAL OUTLAY FUND	7848C COFD7848 MIRA MESA EPICENTR	7,738,441.33	1,190,146.57	6,519,888.32	7,710,034.89	28,406.44	1,190,146.57
26000 CAPITAL OUTLAY FUND	7849C COFD7849 LOS PENASQUITOS C'	1,607,641.25	12,458.67	164,693.47	177,152.14	1,430,489.11	
26000 CAPITAL OUTLAY FUND	7893C COFD7893 FOOD ACCESS INITIAT	6,864.84	0.00	180.93	180.93	6,683.91	
26000 CAPITAL OUTLAY FUND	7894C COFD7894 NCRC MAJOR SYSTEA	1,000,000.00	0.00	0.00	0.00	1,000,000.00	
26000 CAPITAL OUTLAY FUND	7895C COFD7895 TJRV SMUGGLERS GL	3,455,839.26	0.00	0.00	0.00	3,455,839.26	
26000 CAPITAL OUTLAY FUND	7908C COFD7908 LINDO LAKE IMPROVE	21,478,524.83	65,157.57	1,080,446.51	1,145,604.08	20,332,920.75	
26000 CAPITAL OUTLAY FUND	7909C COFD7909 SLRRP PRADO ACQUI	2,020,418.58	0.00	1,001.76	1,001.76	2,019,416.82	
26000 CAPITAL OUTLAY FUND	7910C COFD7910 SWEETWATER BIKE S	1,949,866.26	116,638.56	890,360.25	1,006,998.81	942,867.45	111,249.96
26000 CAPITAL OUTLAY FUND	7911C COFD7911 TJRVP ACTIVE RECRE	1,853,296.95	0.00	101,394.95	101,394.95	1,751,902.00	
26000 CAPITAL OUTLAY FUND	7912C COFD7912 LAKESIDE SOCCER FI	322,780.32	0.00	0.00	0.00	322,780.32	
26000 CAPITAL OUTLAY FUND	7930C COFD7930 TIJUANA RIVER VALLE	752,709.74	129,261.96	219,878.34	349,140.30	403,569.44	105,906.37
26000 CAPITAL OUTLAY FUND	7966C COFD7966 EOC AND SHF COMM(	282.73	0.00	0.00	0.00	282.73	
26000 CAPITAL OUTLAY FUND	7967C COFD7967 STOWE TRAIL ACQUIS	4,403,750.31	51,410.15	58,629.51	110,039.66	4,293,710.65	31,468.03
26000 CAPITAL OUTLAY FUND	7968C COFD7968 SANTA MARIA CREEK	765,194.77	13,596.74	141,372.69	154,969.43	610,225.34	11,276.30
26000 CAPITAL OUTLAY FUND	7969C COFD7969 HIDDEN MEADOWS P/	2,000,000.00	0.00	0.00	0.00	2,000,000.00	
26000 CAPITAL OUTLAY FUND	7970C COFD7970 CASA DE ORO LIBRAR	2,232,683.43	12,459.94	305,852.87	318,312.81	1,914,370.62	12,296.21
26000 CAPITAL OUTLAY FUND	7983C COFD7983 BUTTERFIELD RANCH	1,000,500.00	0.00	0.00	0.00	1,000,500.00	
26000 CAPITAL OUTLAY FUND	7993C COFD7993 DICTIONARY HILLS	768,367.32	37,240.20	92,713.48	129,953.68	638,413.64	35,866.05
26000 CAPITAL OUTLAY FUND	7994C COFD7994 ENCINITAS LANDFILL I	1,000,000.00	0.00	0.00	0.00	1,000,000.00	

PERIODIC FINANCIAL STATEMENT - SCHEDULE OF REVENUES AND EXPENDITURES BY FUND AND ORGANIZATIONAL UNIT - GL041

Date 08-DEC-2025 12:49:54

COSD
Current Period: NOV-25

Currency: USD
No specific FUND requested

FUND	ORG	REVISED BUDGET	EXPENDITURES	ENCUMBRANCES	EXPENDITURES & ENCUMBRANCES	REMAINING BUDGET	REVENUE
26000 CAPITAL OUTLAY FUND	7A44C COFD7A44 TJ RIVER VALLEY SPC	1,681,820.92	333,117.92	1,332,257.38	1,665,375.30	16,445.62	
26000 CAPITAL OUTLAY FUND	7A53C COFD7A53 JESS MARTIN CNTY P	416,342.00	4,236.50	37,454.10	41,690.60	374,651.40	4,236.50
26000 CAPITAL OUTLAY FUND	7A54C COFD7A54 TJ RIVER VALLEY REF	2,350,000.00	0.00	0.00	0.00	2,350,000.00	
26005 MAJOR MAINT CAPITAL OUTL	7598D MMCOF7598 SDC PSYC HOSPTL	680,751.19	142,462.92	272,612.34	415,075.26	265,675.93	142,462.92
26005 MAJOR MAINT CAPITAL OUTL	7627D MMCOF7627 VISTA DETENTION F	239,102.59	0.00	0.00	0.00	239,102.59	
26005 MAJOR MAINT CAPITAL OUTL	7642D MMCOF7642 GBDF REPLC SECUI	18,763,345.00	526,267.48	17,439,358.63	17,965,626.11	797,718.89	510,941.49
26005 MAJOR MAINT CAPITAL OUTL	7686D MMCOF7686 RIDGEHAVEN SHER	5,654,372.34	2,732,369.48	2,584,909.30	5,317,278.78	337,093.56	2,732,369.48
26005 MAJOR MAINT CAPITAL OUTL	7699D MMCOF7699 LINDO LAKE PLAYGI	317,830.03	0.00	301,363.38	301,363.38	16,466.65	
26005 MAJOR MAINT CAPITAL OUTL	7761D MMCOF7761 SAN PASQUAL ACAD	18,365.95	0.00	0.00	0.00	18,365.95	
26005 MAJOR MAINT CAPITAL OUTL	7765D MMCOF7765 SWEETWATER REG	7,728.96	0.00	0.00	0.00	7,728.96	
26005 MAJOR MAINT CAPITAL OUTL	7771D MMCOF7771 POTRERO PARK BA	203,758.89	9,520.38	147,689.32	157,209.70	46,549.29	
26005 MAJOR MAINT CAPITAL OUTL	7772D MMCOF7772 WILDERNESS GARD	240,930.92	0.00	45,569.96	45,569.96	195,360.96	
26005 MAJOR MAINT CAPITAL OUTL	7780D MMCOF7780 RIDGEHAVEN NEW	182,039.46	125,624.39	43,761.85	169,386.24	12,653.22	119,293.96
26005 MAJOR MAINT CAPITAL OUTL	7784D MMCOF7784 SBRC ESCALATOR /	880,694.33	0.00	156,399.68	156,399.68	724,294.65	
26005 MAJOR MAINT CAPITAL OUTL	7808D MMCOF7808 EMJDF GENERATOF	1,039,926.36	2,145.19	0.00	2,145.19	1,037,781.17	2,145.19
26005 MAJOR MAINT CAPITAL OUTL	7815D MMCOF7815 FLINN SPRINGS PAF	74,677.14	0.00	60,976.74	60,976.74	13,700.40	
26005 MAJOR MAINT CAPITAL OUTL	7817D MMCOF7817 JESS MARTIN PARK	8,888.12	0.00	0.00	0.00	8,888.12	
26005 MAJOR MAINT CAPITAL OUTL	7819D MMCOF7819 VALLECITOS PARK (	5,593.22	(6,796.52)	4,748.97	(2,047.55)	7,640.77	
26005 MAJOR MAINT CAPITAL OUTL	7823D MMCOF7823 EMRF CPC REMODE	1,482,478.77	62,331.95	90,379.47	152,711.42	1,329,767.35	57,088.14
26005 MAJOR MAINT CAPITAL OUTL	7825D MMCOF7825 VDF RECREATION Y	64,048.47	19,204.36	1,681.54	20,885.90	43,162.57	18,489.31
26005 MAJOR MAINT CAPITAL OUTL	7826D MMCOF7826 RSD SHERIFF AIR H	50,718.73	(235.73)	0.00	(235.73)	50,954.46	
26005 MAJOR MAINT CAPITAL OUTL	7827D MMCOF7827 SDCJ SEC N EMRGN	24,667,188.48	36,546.60	1,008,562.74	1,045,109.34	23,622,079.14	31,989.81
26005 MAJOR MAINT CAPITAL OUTL	7829D MMCOF7829 GBDF ROCK SALLY	3,682,178.65	340,733.53	3,040,709.53	3,381,443.06	300,735.79	340,733.53
26005 MAJOR MAINT CAPITAL OUTL	7831D MMCOF7831 MENTAL HEALTH SE	57,338.13	0.00	0.00	0.00	57,338.13	
26005 MAJOR MAINT CAPITAL OUTL	7833D MMCOF7833 MV FRC TI ELIGIBILI	452,709.15	0.00	12,843.44	12,843.44	439,865.71	
26005 MAJOR MAINT CAPITAL OUTL	7835D MMCOF7835 SR LWC NATIONAL (	227,455.49	8,200.04	0.00	8,200.04	219,255.45	8,200.04
26005 MAJOR MAINT CAPITAL OUTL	7846D MMCOF7846 SOUTH REGION FRC	42,021.68	53.71	0.00	53.71	41,967.97	53.71
26005 MAJOR MAINT CAPITAL OUTL	7855D MMCOF7855 TOWN CENTER MAN	357,832.06	(27,209.13)	5,161.78	(22,047.35)	379,879.43	
26005 MAJOR MAINT CAPITAL OUTL	7858D MMCOF7858 EDGEMR CEIL TILES	2,567,062.65	12,725.73	520,000.00	532,725.73	2,034,336.92	2,860.26
26005 MAJOR MAINT CAPITAL OUTL	7859D MMCOF7859 EAST CTY MENTAL I	106,820.95	8,166.35	0.00	8,166.35	98,654.60	8,381.78
26005 MAJOR MAINT CAPITAL OUTL	7865D MMCOF7865 NORTH CENTRAL M	1,522,652.96	(3,175.56)	0.00	(3,175.56)	1,525,828.52	
26005 MAJOR MAINT CAPITAL OUTL	7866D MMCOF7866 HHSA SEVILLE PLZ I	181,310.62	0.00	0.00	0.00	181,310.62	
26005 MAJOR MAINT CAPITAL OUTL	7867D MMCOF7867 MILLS OFFCE RECO	266,959.32	(137.65)	0.00	(137.65)	267,096.97	
26005 MAJOR MAINT CAPITAL OUTL	7869D MMCOF7869 FALLBROOK FRC SE	59,334.92	13,886.64	13,455.47	27,342.11	31,992.81	10,635.31
26005 MAJOR MAINT CAPITAL OUTL	7870D MMCOF7870 CITY HEIGHTS CCW	241,606.10	36,979.24	198,900.81	235,880.05	5,726.05	30,656.66
26005 MAJOR MAINT CAPITAL OUTL	7871D MMCOF7871 HZRD WY SEC ENH/	1,014,741.82	0.00	0.00	0.00	1,014,741.82	
26005 MAJOR MAINT CAPITAL OUTL	7874D MMCOF7874 JULIAN LIBRARY HV.	855,469.96	441,647.15	302,821.93	744,469.08	111,000.88	441,647.15
26005 MAJOR MAINT CAPITAL OUTL	7876D MMCOF7876 RANCHO SANTA FE	19,954.37	0.00	0.00	0.00	19,954.37	
26005 MAJOR MAINT CAPITAL OUTL	7878D MMCOF7878 SWEETWATER BALL	401,818.54	0.00	1,568.41	1,568.41	400,250.13	
26005 MAJOR MAINT CAPITAL OUTL	7881D MMCOF7881 GUAJOME PARK GA	10,620.44	(97.39)	3,731.04	3,633.65	6,986.79	
26005 MAJOR MAINT CAPITAL OUTL	7882D MMCOF7882 FALLBROOK LIBRAR	877,003.44	39,784.61	118,099.12	157,883.73	719,119.71	25,627.92
26005 MAJOR MAINT CAPITAL OUTL	7887D MMCOF7887 JAMUL FIRE STN 36	28,968.37	2,383.50	0.00	2,383.50	26,604.87	2,383.50
26005 MAJOR MAINT CAPITAL OUTL	7890D MMCOF7890 EMJDF EXT PNT WT	53,343.67	953.42	7,542.39	8,495.81	44,847.86	953.42
26005 MAJOR MAINT CAPITAL OUTL	7898D MMCOF7898 LCDF WTR HTR AND	2,261,356.43	0.00	37,921.89	37,921.89	2,223,434.54	
26005 MAJOR MAINT CAPITAL OUTL	7899D MMCOF7899 BRRGO SPRG SHF (	113,032.32	6,435.52	34,095.25	40,530.77	72,501.55	3,575.29
26005 MAJOR MAINT CAPITAL OUTL	7900D MMCOF7900 SD FIRE ARMS TRNI	138,120.58	127,343.85	7,277.47	134,621.32	3,499.26	127,343.85
26005 MAJOR MAINT CAPITAL OUTL	7904D MMCOF7904 ROCK MOUNTAIN H(	136,319.42	844.55	0.00	844.55	135,474.87	844.55
26005 MAJOR MAINT CAPITAL OUTL	7905D MMCOF7905 PINE VLY SHF SBSTI	5,963.08	0.00	0.00	0.00	5,963.08	
26005 MAJOR MAINT CAPITAL OUTL	7914D MMCOF7914 NEW SPC FOR OFC	65,549.66	0.00	8,468.86	8,468.86	57,080.80	
26005 MAJOR MAINT CAPITAL OUTL	7916D MMCOF7916 HHS VOASW BEHAV	19,353,242.03	7,456,701.23	11,552,374.93	19,009,076.16	344,165.87	7,456,701.23
26005 MAJOR MAINT CAPITAL OUTL	7917D MMCOF7917 EDGEMOOR DISHW.	179,580.55	0.00	0.00	0.00	179,580.55	
26005 MAJOR MAINT CAPITAL OUTL	7918D MMCOF7918 PHPR WAREHOUS T	371,132.89	45,977.36	235,043.34	281,020.70	90,112.19	33,752.00
26005 MAJOR MAINT CAPITAL OUTL	7919D MMCOF7919 SRLWC PUBLIC HEA	96,176.94	0.00	0.00	0.00	96,176.94	
26005 MAJOR MAINT CAPITAL OUTL	7922D MMCOF7922 EMJDF INTERCOM S	2,118,401.52	0.00	0.00	0.00	2,118,401.52	

PERIODIC FINANCIAL STATEMENT - SCHEDULE OF REVENUES AND EXPENDITURES BY FUND AND ORGANIZATIONAL UNIT - GL041

Date:06-DEC-2025 12:49:54

COSD
Current Period: NOV-25

Currency: USD
No specific FUND requested

FUND	ORG	REVISED BUDGET	EXPENDITURES	ENCUMBRANCES	EXPENDITURES & ENCUMBRANCES	REMAINING BUDGET	REVENUE
26005 MAJOR MAINT CAPITAL OUTL	7925D MMCOF7925 VISTA DETENTN FAC	20,187,782.90	67,408.43	480,317.89	547,726.32	19,640,056.58	59,068.02
26005 MAJOR MAINT CAPITAL OUTL	7926D MMCOF7926 MAGNOLIA SAFE PA	863,183.28	415,803.82	159,240.55	575,044.37	288,138.89	398,023.20
26005 MAJOR MAINT CAPITAL OUTL	7927D MMCOF7927 BANCROFT SAFE PA	170,791.88	65,918.78	0.00	65,918.78	104,873.10	65,918.78
26005 MAJOR MAINT CAPITAL OUTL	7928D MMCOF7928 RAMONA ROAD STA	336,065.01	476.70	15,933.92	16,410.62	319,674.39	476.70
26005 MAJOR MAINT CAPITAL OUTL	7929D MMCOF7929 SAN MARCOS ROAD	340,207.06	476.70	14,300.36	14,777.06	325,430.02	476.70
26005 MAJOR MAINT CAPITAL OUTL	7931D MMCOF7931 CAC WATERFRONT	225,180.00	17,961.67	26,504.07	44,465.74	180,694.26	8,760.30
26005 MAJOR MAINT CAPITAL OUTL	7932D MMCOF7932 BONITA MUSEUM AC	15,991.83	0.00	0.00	0.00	15,991.83	
26005 MAJOR MAINT CAPITAL OUTL	7937D MMCOF7937 4S RANCH LIB HVAC	485,196.12	4,692.27	31,119.73	35,812.00	449,384.12	
26005 MAJOR MAINT CAPITAL OUTL	7939D MMCOF7939 BNTA SUN LIB PAT F	119,803.62	0.00	0.00	0.00	119,803.62	
26005 MAJOR MAINT CAPITAL OUTL	7940D MMCOF7940 LAKE MORENA DOC	293,535.49	2,598.54	60,228.02	62,826.56	230,708.93	
26005 MAJOR MAINT CAPITAL OUTL	7941D MMCOF7941 LAKE MORENA PLAY	86,348.56	0.00	834.26	834.26	85,514.30	
26005 MAJOR MAINT CAPITAL OUTL	7943D MMCOF7943 CACTUS PARK REFU	1,654,288.13	119,830.26	1,499,376.32	1,619,206.58	35,081.55	119,830.26
26005 MAJOR MAINT CAPITAL OUTL	7944D MMCOF7944 CACTUS PARK REST	2,120,253.49	84,264.06	1,082,274.53	1,166,538.59	953,714.90	84,264.06
26005 MAJOR MAINT CAPITAL OUTL	7946D MMCOF7946 STELZER PARK TRA	13,503.05	0.00	2,220.00	2,220.00	11,283.05	
26005 MAJOR MAINT CAPITAL OUTL	7947D MMCOF7947 AGUA CALIENTE PA	576,261.94	85,172.88	338,910.52	424,083.40	152,178.54	84,696.18
26005 MAJOR MAINT CAPITAL OUTL	7948D MMCOF7948 AGUA CALIENTE PA	240,000.00	0.00	232,170.33	232,170.33	7,829.67	
26005 MAJOR MAINT CAPITAL OUTL	7949D MMCOF7949 SPRING VALLEY GY	138,268.31	(530.65)	6,934.50	6,403.85	131,864.46	
26005 MAJOR MAINT CAPITAL OUTL	7950D MMCOF7950 JULIAN FS 56 EXT W	304,953.19	4,767.07	214,897.37	219,664.44	85,288.75	3,098.60
26005 MAJOR MAINT CAPITAL OUTL	7952D MMCOF7952 DEERHORN FS 37 S	302,673.08	5,243.78	281,396.21	286,639.99	16,033.09	3,098.60
26005 MAJOR MAINT CAPITAL OUTL	7953D MMCOF7953 LAKE MORENA FS 4	309,562.88	4,767.07	299,056.43	303,823.50	5,739.38	3,098.60
26005 MAJOR MAINT CAPITAL OUTL	7954D MMCOF7954 INTERMOUNTAIN FS	59,437.59	3,813.66	16,240.34	20,054.00	39,383.59	3,336.96
26005 MAJOR MAINT CAPITAL OUTL	7955D MMCOF7955 RANCHITA FS 58 EX	304,458.46	4,767.07	265,930.47	270,697.54	33,760.92	3,098.60
26005 MAJOR MAINT CAPITAL OUTL	7959D MMCOF7959 EMJDF IBR DELIVER	530,878.61	281,336.82	41,834.43	323,171.25	207,707.36	275,258.79
26005 MAJOR MAINT CAPITAL OUTL	7960D MMCOF7960 ALPINE SHERIFF ST.	22,582.80	331.10	0.00	331.10	22,251.70	331.10
26005 MAJOR MAINT CAPITAL OUTL	7961D MMCOF7961 EO MESA REG FIRE/	11,102.83	464.50	4,817.72	5,282.22	5,820.61	464.50
26005 MAJOR MAINT CAPITAL OUTL	7965D MMCOF7965 ASTREA SHF AVIATI	64,685.60	55,655.22	2,000.00	57,655.22	7,030.38	46,034.43
26005 MAJOR MAINT CAPITAL OUTL	7976D MMCOF7976 AWM HAZARD WAY	407,737.32	311,919.98	3,000.00	314,919.98	92,817.34	310,391.26
26005 MAJOR MAINT CAPITAL OUTL	7978D MMCOF7978 EMDF ELECTRIC VE	1,011,217.76	526,355.54	237,923.23	764,278.77	246,938.99	526,355.54
26005 MAJOR MAINT CAPITAL OUTL	7979D MMCOF7979 SAN MARCOS OFFIC	239,068.70	12,876.01	160,912.34	173,790.35	65,298.35	4,052.02
26005 MAJOR MAINT CAPITAL OUTL	7980D MMCOF7980 SOUTH LOT LINE CC	320,627.72	218,663.86	3,000.00	221,663.86	98,963.86	218,663.86
26005 MAJOR MAINT CAPITAL OUTL	7981D MMCOF7981 CRASH GOLDEN HIL	906,254.98	119,244.93	90,895.78	210,140.71	696,114.25	112,940.65
26005 MAJOR MAINT CAPITAL OUTL	7986D MMCOF7986 HARBISON CANYON	397,291.60	4,528.72	381,032.51	385,561.23	11,730.37	3,098.60
26005 MAJOR MAINT CAPITAL OUTL	7987D MMCOF7987 POLINSKY REPAIRS	5,036,265.89	18,028.37	3,571,361.21	3,589,389.58	1,446,876.31	3,813.67
26005 MAJOR MAINT CAPITAL OUTL	7988D MMCOF7988 DPW WSTWTR STE	1,001.56	0.00	0.00	0.00	1,001.56	
26005 MAJOR MAINT CAPITAL OUTL	7989D MMCOF7989 EL CAJON FRC EV C	196,987.64	58,115.12	43,901.10	102,016.22	94,971.42	58,115.12
26005 MAJOR MAINT CAPITAL OUTL	7990D MMCOF7990 EDGEMOOR SNF EV	196,736.61	55,243.35	52,800.62	108,043.97	88,692.64	55,243.35
26005 MAJOR MAINT CAPITAL OUTL	7998D MMCOF7998 ENERGY MEASURES	827,091.07	22,486.31	71,246.67	93,732.98	733,358.09	3,166.21
26005 MAJOR MAINT CAPITAL OUTL	7999D MMCOF7999 EV ROADMAP FOR \	523,238.93	0.00	0.00	0.00	523,238.93	
26005 MAJOR MAINT CAPITAL OUTL	7A02D MMCOF7A02 SOUTH REGION PU	494,979.45	0.00	52,716.35	52,716.35	442,263.10	
26005 MAJOR MAINT CAPITAL OUTL	7A03D MMCOF7A03 VISTA LIBRARY SER	77,814.10	715.05	74,198.30	74,913.35	2,900.75	476.70
26005 MAJOR MAINT CAPITAL OUTL	7A04D MMCOF7A04 SWTWTR REG PARI	534,673.30	224,792.47	179,371.58	404,164.05	130,509.25	224,792.47
26005 MAJOR MAINT CAPITAL OUTL	7A11D MMCOF7A11 DOS PICOS CAMPG	565,568.34	18,726.46	506,961.37	525,689.83	39,878.51	7,722.90
26005 MAJOR MAINT CAPITAL OUTL	7A12D MMCOF7A12 DOS PICOS RESTR	573,361.77	12,679.39	524,766.21	537,445.60	35,916.17	4,149.62
26005 MAJOR MAINT CAPITAL OUTL	7A14D MMCOF7A14 WILLIAM HEISE PAR	196,987.64	0.00	0.00	0.00	196,987.64	
26005 MAJOR MAINT CAPITAL OUTL	7A15D MMCOF7A15 POTRERO PARK RE	434,218.83	184.24	53,407.10	53,591.34	380,627.49	184.24
26005 MAJOR MAINT CAPITAL OUTL	7A21D MMCOF7A21 GOODLAND ACRES	12,854.28	9,869.70	2,000.00	11,869.70	984.58	3,137.28
26005 MAJOR MAINT CAPITAL OUTL	7A23D MMCOF7A23 4S RANCH SPORTS	483,654.25	425,957.01	47,113.93	473,070.94	10,583.31	425,957.01
26005 MAJOR MAINT CAPITAL OUTL	7A24D MMCOF7A24 4S RANCH PATRIOT	43,000.00	0.00	0.00	0.00	43,000.00	
26005 MAJOR MAINT CAPITAL OUTL	7A26D MMCOF7A26 LOUIS STELZER CO	500,000.00	0.00	25,000.00	25,000.00	475,000.00	
26005 MAJOR MAINT CAPITAL OUTL	7A27D MMCOF7A27 DPR ADA ACCESSIE	1,000,000.00	0.00	0.00	0.00	1,000,000.00	
26005 MAJOR MAINT CAPITAL OUTL	7A29D MMCOF7A29 SHELTER VALLEY F	293,072.86	21,406.81	264,507.89	285,914.70	7,158.16	3,098.60
26005 MAJOR MAINT CAPITAL OUTL	7A30D MMCOF7A30 EMJDF IMPROVEME	5,009,169.88	315,357.50	454,891.12	770,248.62	4,238,921.26	315,357.50
26005 MAJOR MAINT CAPITAL OUTL	7A31D MMCOF7A31 FALLBROOK SUBST	727,084.69	262,472.17	15,954.70	278,426.87	448,657.82	259,373.56
26005 MAJOR MAINT CAPITAL OUTL	7A33D MMCOF7A33 NCRC VISTA CCTV I	248,506.48	104,644.33	122,167.63	226,811.96	21,694.52	104,405.98

PERIODIC FINANCIAL STATEMENT - SCHEDULE OF REVENUES AND EXPENDITURES BY FUND AND ORGANIZATIONAL UNIT - GL041

Date:08-DEC-2025 12:49:54

COSD
Current Period: NOV-25

Currency: USD
No specific FUND requested

FUND	ORG	REVISED BUDGET	EXPENDITURES	ENCUMBRANCES	EXPENDITURES & ENCUMBRANCES	REMAINING BUDGET	REVENUE
26005 MAJOR MAINT CAPITAL OUTL	7A34D MMCOF7A34 SDCJ ADA UPGRAD	4,500,000.00	163,043.52	2,901,074.16	3,064,117.68	1,435,882.32	155,654.52
26005 MAJOR MAINT CAPITAL OUTL	7A35D MMCOF7A35 VALLEY CENTER SL	28,932.01	14,042.47	6,686.68	20,729.15	8,202.86	13,968.87
26005 MAJOR MAINT CAPITAL OUTL	7A36D MMCOF7A36 SHERIFFS HQ SITE	91,983.93	36,697.82	3,361.74	40,059.56	51,924.37	36,697.82
26005 MAJOR MAINT CAPITAL OUTL	7A37D MMCOF7A37 MIRAMAR K9 FENCI	81,516.62	78,706.48	2,070.67	80,777.15	739.47	74,928.00
26005 MAJOR MAINT CAPITAL OUTL	7A38D MMCOF7A38 RANCHITA SUBSTA	67,751.55	715.05	7,286.50	8,001.55	59,750.00	
26005 MAJOR MAINT CAPITAL OUTL	7A39D MMCOF7A39 COC 5580 HVAC EQ	985,440.36	5,720.52	94,719.84	100,440.36	885,000.00	1,906.84
26005 MAJOR MAINT CAPITAL OUTL	7A40D MMCOF7A40 LCDRF ADA UPGRA	9,372,710.71	284,891.08	504,108.83	788,999.91	8,583,710.80	284,891.08
26005 MAJOR MAINT CAPITAL OUTL	7A41D MMCOF7A41 SDCPH PHARMACY	314,576.97	20,951.04	204,063.55	225,014.59	89,562.38	8,719.25
26005 MAJOR MAINT CAPITAL OUTL	7A42D MMCOF7A42 EAST COUNTY REG	523,135.73	48,283.73	3,466.05	51,749.78	471,385.95	46,376.89
26005 MAJOR MAINT CAPITAL OUTL	7A43D MMCOF7A43 EMJDF UPGRADE C	2,196,160.65	371,501.88	1,389,172.78	1,760,674.66	435,485.99	368,641.64
26005 MAJOR MAINT CAPITAL OUTL	7A45D MMCOF7A45 TROY SLEEPING CA	10,062,500.74	153,785.62	9,633,423.85	9,787,209.47	275,291.27	134,132.04
26005 MAJOR MAINT CAPITAL OUTL	7A46D MMCOF7A46 EL CAJON FRC CAN	469,843.66	64,627.22	29,610.74	94,237.96	375,605.70	61,526.67
26005 MAJOR MAINT CAPITAL OUTL	7A47D MMCOF7A47 EAST COUNTY REG	473,374.91	47,286.32	33,729.85	81,016.17	392,358.74	43,234.37
26005 MAJOR MAINT CAPITAL OUTL	7A48D MMCOF7A48 NORTH COUNTY AN	770,467.22	134,111.19	507,785.42	641,896.61	128,570.61	125,054.35
26005 MAJOR MAINT CAPITAL OUTL	7A50D MMCOF7A50 REPLACE HVAC UN	1,497,503.09	54,413.36	161,307.15	215,720.51	1,281,782.58	54,413.36
26005 MAJOR MAINT CAPITAL OUTL	7A51D MMCOF7A51 HOJ PARKING LOT (	337,251.19	261,044.40	44,743.15	305,787.55	31,463.64	261,044.40
26005 MAJOR MAINT CAPITAL OUTL	7A57D MMCOF7A57 COC COMMON ARE	350,000.00	0.00	0.00	0.00	350,000.00	
26005 MAJOR MAINT CAPITAL OUTL	7A58D MMCOF7A58 RANCHO SD LIBRAF	100,000.00	3,098.55	25,503.45	28,602.00	71,398.00	
26005 MAJOR MAINT CAPITAL OUTL	7A59D MMCOF7A59 SBRC SECURITY SY	1,000,000.00	0.00	69,598.20	69,598.20	930,401.80	
26005 MAJOR MAINT CAPITAL OUTL	7A60D MMCOF7A60 EMRF CAMERAS SY	6,800,000.00	0.00	0.00	0.00	6,800,000.00	
26005 MAJOR MAINT CAPITAL OUTL	7A61D MMCOF7A61 RMDF WATER PRF#	700,000.00	0.00	0.00	0.00	700,000.00	
26005 MAJOR MAINT CAPITAL OUTL	7A62D MMCOF7A62 COUNTY EV FAST C	2,350,000.00	0.00	0.00	0.00	2,350,000.00	
26005 MAJOR MAINT CAPITAL OUTL	7A63D MMCOF7A63 LAS COLINAS DETE	500,000.00	2,145.18	184,364.82	186,510.00	313,490.00	2,145.18
26005 MAJOR MAINT CAPITAL OUTL	7A64D MMCOF7A64 GILLESPIE FIELD AI	500,000.00	0.00	0.00	0.00	500,000.00	
26015 CAPITAL MSCP ACQUISITION	7312M KA9500 MULTI-SPECIES CNSRVT	16,989,050.39	228,847.77	517,596.09	746,443.86	16,242,606.53	181,979.16
26025 COUNTY HEALTH COMPLEX	7529H COHC7529 SOUTHEAST SAN DIE(	2,920,168.32	106,273.98	1,025,498.79	1,131,772.77	1,788,395.55	106,243.05
26025 COUNTY HEALTH COMPLEX	7750H COHC7750 TRI CITY HEALTH DIS1	1,468,538.62	840,969.65	72,692.26	913,661.91	554,876.71	839,703.73
26025 COUNTY HEALTH COMPLEX	7796H COHC7796 CENTRAL REGION CO	7,189,811.67	40,279.84	426,214.58	466,494.42	6,723,317.25	39,678.47
26025 COUNTY HEALTH COMPLEX	7799H COHC7799 EDGEMOOR PSYCHIA	22,735,846.69	1,401,526.17	3,727,892.14	5,129,418.31	17,606,428.38	754,849.65
26025 COUNTY HEALTH COMPLEX	7843H COHC7843 EAST REGION CSU AN	13,676,049.06	5,611,027.62	6,463,486.94	12,074,514.56	1,601,534.50	2,011,177.98
26025 COUNTY HEALTH COMPLEX	7844H COHC7844 COUNTY PUBLIC HEA	16,416,595.44	5,254,386.41	6,196,400.00	11,450,786.41	4,967,809.03	1,550,542.49
26025 COUNTY HEALTH COMPLEX	7920H COHC7920 SAN DIEGO COUNTY I	28,496,006.37	273,023.84	983,863.58	1,256,887.42	27,239,118.95	129,193.95
26025 COUNTY HEALTH COMPLEX	7921H COHC7921 E REGION COMMUNIT	863,436.89	0.00	42,607.70	42,607.70	820,829.19	
26025 COUNTY HEALTH COMPLEX	7A55H COHC7A55 CHILDRENS CRISIS R	6,920,000.00	110,379.76	660,116.96	770,496.72	6,149,503.28	
26050 JUSTICE FACILITY CONST	7497J JFCF7497 REGIONAL COMMUNIC/	3,288,361.40	19,956.83	790,053.60	810,012.43	2,478,348.97	
26050 JUSTICE FACILITY CONST	7521J JFCF7521 SAN DIEGO JUVENILE J	1,033,143.74	482,285.83	139,489.35	621,775.18	411,368.56	479,888.26
26050 JUSTICE FACILITY CONST	7971J JFCF7971 RAMONA SHERIFF STA	9,606,116.84	990,416.60	3,267,326.50	4,257,743.10	5,348,373.74	990,416.60
26050 JUSTICE FACILITY CONST	7972J JFCF7972 VISTA DETENTION FAC	1,233,245.66	85,223.50	580,672.40	665,895.90	567,349.76	85,223.50
26050 JUSTICE FACILITY CONST	7995J JFCF7995 RAMONA FIRE STATION	159,936.22	0.00	75,896.38	75,896.38	84,039.84	
26050 JUSTICE FACILITY CONST	7996J JFCF7996 SAN DIEGO COUNTY FI	1,633,130.13	48,447.67	41,071.47	89,519.14	1,543,610.99	40,820.31
26050 JUSTICE FACILITY CONST	7A56J JFCF7A56 PROB YOUTH LESS RE	700,000.00	106.03	49,893.97	50,000.00	650,000.00	
26075 LIBRARY PROJ CAPITAL OUT	7505L COLIB7505 CASA DE ORO LIBRAR	16,085,939.52	6,361,017.35	8,308,829.93	14,669,847.28	1,416,092.24	6,361,017.35
26075 LIBRARY PROJ CAPITAL OUT	7509L COLIB7509 4S RANCH LIBRARY E:	3,765,183.12	6,712.31	1,297,478.66	1,304,190.97	2,460,992.15	4,528.66
26075 LIBRARY PROJ CAPITAL OUT	7580L COLIB7580 JULIAN LIBRARY COM	615,119.25	0.00	130,429.44	130,429.44	484,689.81	
26075 LIBRARY PROJ CAPITAL OUT	7845L COLIB7845 EL CAJON BRANCH LI	255,707.31	3,608.24	200,234.99	203,843.23	51,864.08	2,886.59
26125 EDGEMOOR DEVELOPMENT	75800 EDGEMOOR DEVELOPMENT FUN	7,270,005.00	47,922.98	143,970.22	191,893.20	7,078,111.80	153,472.79
28075 CSAF USDRIP	96530 CSAF USDRIP	550,000.00	550,000.00	0.00	550,000.00	0.00	550,386.23
28076 CSAF GF IMPROVEMENT	96532 CSAF GF IMPROVEMENT	0.00	0.00	0.00	0.00	0.00	3.54
28078 CSAF GF SRF	96534 CSAF GF SPECIAL REV FUND	1,685,070.00	1,580,366.00	0.00	1,580,366.00	104,704.00	1,580,437.61
28079 CSAF GF ADMIN	96535 CSAF GF ADMIN	216,872.00	0.00	0.00	0.00	216,872.00	7.46
28080 CSAF GILLESPIE HOUSING	96536 CSAF GILLESPIE HOUSING	0.00	0.00	0.00	0.00	0.00	3.25
28081 CSAF USDRIP HOUSING	96537 CSAF USDRIP HOUSING	0.00	0.00	0.00	0.00	0.00	3.63
30050 AIRPORT ENTERPRISE	76350 AIRPORT DIVISION	17,909,611.33	3,244,647.39	5,290,973.51	8,535,620.90	9,373,990.43	1,486,899.25
30050 AIRPORT ENTERPRISE	76351 GILLESPIE FIELD AIRPORT	7,228,133.79	1,816,933.03	702,745.35	2,519,678.38	4,708,455.41	4,284,060.54

PERIODIC FINANCIAL STATEMENT - SCHEDULE OF REVENUES AND EXPENDITURES BY FUND AND ORGANIZATIONAL UNIT - GL041

Date:08-DEC-2025 12:49:54

COSD
Current Period NOV-25

Currency: USD
No specific FUND requested

FUND	ORG	REVISED BUDGET	EXPENDITURES	ENCUMBRANCES	EXPENDITURES & ENCUMBRANCES	REMAINING BUDGET	REVENUE
30050 AIRPORT ENTERPRISE	76352 PALOMAR AIRPORT	10,072,369.98	2,191,836.27	3,241,369.68	5,433,205.95	4,639,164.03	2,280,126.19
30050 AIRPORT ENTERPRISE	76353 RAMONA AIRPORT	2,060,900.12	305,548.50	632,907.98	938,456.48	1,122,443.64	216,338.72
30050 AIRPORT ENTERPRISE	76354 BORREGO VALLEY AIRPORT	1,783,269.17	226,427.21	202,167.05	428,594.26	1,354,674.91	62,016.78
30050 AIRPORT ENTERPRISE	76355 AGUA CALIENTE AIRPORT	3,305.61	20,810.85	775.00	21,585.85	(18,280.24)	
30050 AIRPORT ENTERPRISE	76356 FALLBROOK AIRPORT	783,427.61	112,926.34	134,223.03	247,149.37	536,278.24	289,419.65
30050 AIRPORT ENTERPRISE	76357 JACUMBA AIRSTRIP	136,467.27	25,184.56	28,071.27	53,255.83	83,211.44	2,163.87
30050 AIRPORT ENTERPRISE	76358 OCOTILLO AIRSTRIP	54,871.45	8,053.60	16,249.45	24,303.05	30,568.40	
30100 LIQUID WASTE ENTERPRISE	76900 OPERATIONS AND MAINTENANCE	5,773,799.97	1,639,267.56	176,594.32	1,815,861.88	3,957,938.09	1,966,944.01
30100 LIQUID WASTE ENTERPRISE	76905 ENGINEERING AND ADMIN	5,080,659.73	1,750,029.36	98,719.86	1,848,749.22	3,231,910.51	1,381,570.77
30425 CMWSMD-ZONE B (CAMPO HIL	97290 CAMPO HILLS WATER	1,140,813.00	315,428.42	105,949.37	421,377.79	719,435.21	508,509.47
30427 CMWSMD-ZONE A (RANCHO DE	97297 RANCHO DEL CAMPO WATER	2,430,937.50	666,415.70	489,682.56	1,156,098.26	1,274,839.24	48,304.60
30429 LIVE OAK SPRNGS WTR SYS	97298 LIVE OAK SPRINGS WTR SYS CSA	3,461,708.67	89,823.72	954,111.98	1,043,935.70	2,417,773.17	61,617.36
31500 SAN DIEGO COUNTY SANITAT	97165 SAN DIEGO COUNTY SANITATION	91,588,638.71	15,033,490.23	21,500,592.14	36,534,082.37	55,054,556.34	5,295,888.21
31550 SHF JAIL STORES COMMISSA	96400 SHF JAIL STORES COMMISSARY I	8,856,936.31	2,113,661.89	305,313.59	2,418,975.48	6,437,960.83	2,850,677.90
35500 INFORMATION TECHNOLOGY I	78550 CHIEF INFO TECH OFFICER	233,502,257.19	56,807,402.20	175,477,700.43	231,285,102.63	2,217,154.56	71,560,348.76
35500 INFORMATION TECHNOLOGY I	78552 INNOVATION FUND	661,970.00	0.00	0.00	0.00	661,970.00	81,959.55
35525 DPW EQUIP INTERNAL SERV	97077 DPW ISF-EQUIPMENT OPERTNS	11,543,784.55	2,372,134.08	956,809.82	3,328,943.90	8,214,840.65	2,057,647.98
35550 DPW ISF EQUIP ACQ ROAD F	97079 DPW ISF-EQUIP ACQ-ROAD FD	23,400,979.13	1,394,575.50	14,901,613.91	16,296,189.41	7,104,789.72	1,577,718.62
35575 DPW ISF EQUIP ACQ INACTI	97081 DPW-ISF-INACTIVE WST(G/F)	513,808.12	11,050.11	287,204.35	298,254.46	215,553.66	28,933.54
35625 DPW ISF EQUIP ACQ AIRPOR	97085 DPW ISF-EQUIP ACQ-AIRPORT	1,058,000.00	32,835.12	162,488.49	195,323.61	862,676.39	45,516.65
35650 DPW ISF EQUIP ACQ GEN FN	97087 DPW ISF-EQUIP ACQ-GEN FND	252,500.00	7,673.46	0.00	7,673.46	244,826.54	14,912.54
35675 DPW ISF EQUIP ACQ LIQ WS	97089 DPW ISF-EQUIP ACQ-LIQ WST	5,430,266.00	216,091.55	1,290,146.34	1,506,237.89	3,924,028.11	319,367.20
35800 PURCHASING ISF	81640 DEPARTMENT ADMINISTRATION -	1,746,373.00	670,699.44	0.00	670,699.44	1,075,673.56	61,028.76
35800 PURCHASING ISF	81645 PURCHASING	18,661,437.85	7,194,132.19	970,216.18	8,164,348.37	10,497,089.48	5,114,076.69
35800 PURCHASING ISF	81670 RECORDS MGT	2,532,583.00	880,631.83	0.00	880,631.83	1,651,951.17	
36000 EMPLOYEE BENEFITS	82400 WORKERS COMPENSATION	63,400,684.00	19,820,327.92	0.00	19,820,327.92	43,580,356.08	22,541,761.44
36000 EMPLOYEE BENEFITS	82405 UNEMPLOYMENT INSURANCE	2,950,060.00	740,625.94	0.00	740,625.94	2,209,434.06	1,124,067.92
36025 INSURANCE ISF	82500 INSURANCE ISF	14,958,934.00	1,019,496.24	188,760.00	1,208,256.24	13,750,677.76	4,141,993.74
36050 PUBLIC LIABILTY INSURANC	82950 PUBLIC LIABILITY ISF	86,999,080.00	30,982,812.59	761.50	30,983,574.09	56,015,505.91	41,575,753.60
37000 FLEET SERVICES ISF OPER	83500 ADMINISTRATION	1,904,247.00	1,336,946.22	13,778.60	1,350,725.02	553,521.98	51,144.23
37000 FLEET SERVICES ISF OPER	83505 MAINTENANCE	10,300,441.49	3,154,499.50	199,167.46	3,353,666.96	6,946,774.51	3,965,355.93
37000 FLEET SERVICES ISF OPER	83510 FLEET ISF-POOLED VEHICLES	91,890.00	26,482.61	0.00	26,482.61	65,407.39	15,765.98
37000 FLEET SERVICES ISF OPER	83520 FLEET MOBILE MAINTENANCE	1,526,988.00	209,921.96	2,573.18	212,495.14	1,314,492.86	
37025 FLEET ISF EQUIP ACQ GENL	84100 FLEET ISF - ASSET MANAGE	2,605,264.00	1,107,651.94	7,039.30	1,114,691.24	1,490,572.76	889,738.62
37025 FLEET ISF EQUIP ACQ GENL	84105 FLEET ISF-VEHICLE ACQ	66,436,321.82	7,176,846.75	26,972,657.01	34,149,503.76	32,286,818.06	6,906,374.69
37050 FLEET ISF MAT SUPP INV	84650 FLEET ISF - FUEL ADMIN	18,163,653.00	4,795,476.05	2,819,968.58	7,615,444.63	10,548,208.37	4,674,096.99
37050 FLEET ISF MAT SUPP INV	84655 FLEET ISF-PARTS	14,570,843.19	3,903,724.68	2,174,000.33	6,077,725.01	8,493,118.18	4,088,443.48
37075 FLEET ISF ACCIDENT REPAI	85200 FLEET ISF-ACCIDNT RPR ICP	2,235,802.00	472,706.95	0.00	472,706.95	1,763,095.05	539,655.01
37600 FACILITIES MGMT INT SVC	87450 DGS ADMINISTRATION	9,772,368.95	2,840,144.20	327,000.22	3,167,144.42	6,605,224.53	
37600 FACILITIES MGMT INT SVC	87455 INFORMATION SERVICES	0.00	597.86	0.00	597.86	(597.86)	
37600 FACILITIES MGMT INT SVC	87470 ENGINEERING-REGION 3	0.00	317.49	0.00	317.49	(317.49)	
37600 FACILITIES MGMT INT SVC	87485 ENGINEERING-CSG	13,565,189.20	4,860,464.64	1,332,093.09	6,192,557.73	7,372,631.47	10,773,705.08
37600 FACILITIES MGMT INT SVC	87490 ENGINEERING-ICP	9,521,028.00	3,109,593.26	0.00	3,109,593.26	6,411,434.74	7,681,065.64
37600 FACILITIES MGMT INT SVC	87520 HEAT VENT AIR COND-CSG	1,473,653.00	397,731.55	0.00	397,731.55	1,075,921.45	18,084.52
37600 FACILITIES MGMT INT SVC	87525 HEAT VENT AIR COND-ICP	488,736.00	139,535.66	0.00	139,535.66	349,200.34	175,253.95
37600 FACILITIES MGMT INT SVC	87560 CARPENTRY-ICP	329,200.00	110,499.64	0.00	110,499.64	218,700.36	77,710.70
37600 FACILITIES MGMT INT SVC	87590 ELECTCN/ELECTNC SEC-CSG	6,761,131.84	2,111,086.27	635,856.76	2,746,943.03	4,014,188.81	911,266.39
37600 FACILITIES MGMT INT SVC	87595 ELECTRICIANS-ICP	756,888.00	143,638.74	0.00	143,638.74	613,249.26	151,611.45
37600 FACILITIES MGMT INT SVC	87635 MASONRY - ICP	303,992.00	113,666.74	0.00	113,666.74	190,325.26	123,722.66
37600 FACILITIES MGMT INT SVC	87665 PAINTING - CSG	526,404.97	58,766.83	74,203.44	132,970.27	393,434.70	91,418.57
37600 FACILITIES MGMT INT SVC	87670 PAINTING - ICP	1,273,961.00	486,543.38	0.00	486,543.38	787,437.62	142,780.51
37600 FACILITIES MGMT INT SVC	87700 PLUMBING/WELD - CSG	1,522,000.71	426,336.98	143,329.45	569,666.43	952,334.28	131,833.12
37600 FACILITIES MGMT INT SVC	87705 PLUMBING/WELD - ICP	949,265.00	367,171.39	0.00	367,171.39	582,093.61	422,627.48
37600 FACILITIES MGMT INT SVC	87780 MAINTENANCE	0.00	0.00	0.00	0.00	0.00	1,191.80

PERIODIC FINANCIAL STATEMENT - SCHEDULE OF REVENUES AND EXPENDITURES BY FUND AND ORGANIZATIONAL UNIT - GL041

Date:08-DEC-2025 12:49:54

COSD
Current Period: NOV-25

Currency: USD
No specific FUND requested

FUND	ORG	REVISED BUDGET	EXPENDITURES	ENCUMBRANCES	EXPENDITURES & ENCUMBRANCES	REMAINING BUDGET	REVENUE
37600 FACILITIES MGMT INT SVC	87790 ADMINISTRATION	15,757,361.37	5,086,019.96	2,988,472.35	8,074,492.33	7,682,869.04	33,155.15
37600 FACILITIES MGMT INT SVC	87810 COC PROPERTY	1,290,318.61	232,654.53	133,957.63	366,612.16	923,706.45	497,776.26
37600 FACILITIES MGMT INT SVC	87815 CAC PROPERTY	286,590.00	106,135.65	30,000.00	136,135.65	150,454.35	133,827.10
37600 FACILITIES MGMT INT SVC	87875 UTILITIES ICP	54,859,636.55	1,905,958.85	4,079,811.71	5,985,770.56	48,873,865.99	15,104,338.87
37600 FACILITIES MGMT INT SVC	87880 GAS AND ELECTRICITY	0.00	13,695,917.41	0.00	13,695,917.41	(13,695,917.41)	
37600 FACILITIES MGMT INT SVC	87885 SEWER AND WATER	0.00	3,617,270.88	0.00	3,617,270.88	(3,617,270.88)	
37600 FACILITIES MGMT INT SVC	87890 BOTTLED GAS	0.00	14,160.19	0.00	14,160.19	(14,160.19)	
37600 FACILITIES MGMT INT SVC	87900 ADMINISTRATION	1,730,558.00	803,037.33	0.00	803,037.33	927,520.67	
37600 FACILITIES MGMT INT SVC	87905 PROPERTY MANAGEMENT	8,765,396.92	1,938,513.43	819,947.53	2,758,460.96	6,006,935.96	2,878,384.79
37600 FACILITIES MGMT INT SVC	87910 ENGINEERING	0.00	798.72	15,407.36	16,206.08	(16,206.08)	
37600 FACILITIES MGMT INT SVC	87915 ACQUISITION	0.00	1,734.61	0.00	1,734.61	(1,734.61)	2,195.27
37600 FACILITIES MGMT INT SVC	87940 PROJECT MGMT DIV ADMIN	3,021,944.03	792,616.15	64,372.71	856,988.86	2,164,955.17	7,316.11
37600 FACILITIES MGMT INT SVC	87945 GENERAL PROJECTS	6,023,647.50	1,756,248.31	9,413.34	1,765,661.65	4,257,985.85	3,149,672.51
37600 FACILITIES MGMT INT SVC	87989 FAC MGT MAIL OPERATIONS	9,925,739.42	3,755,622.00	212,933.91	3,968,555.91	5,957,183.51	4,023,190.16
37600 FACILITIES MGMT INT SVC	88003 FIRE SAFETY	0.00	22,890.28	0.00	22,890.28	(22,890.28)	
37600 FACILITIES MGMT INT SVC	88018 CONTRACTS ADMINISTRATION	2,780,965.00	616,354.51	15,143.76	631,498.27	2,149,466.73	
37600 FACILITIES MGMT INT SVC	88019 SERVICE CONTRACTS	31,135,073.32	11,420,261.12	24,986,395.88	36,406,657.00	(5,271,583.68)	30,503,237.27
37600 FACILITIES MGMT INT SVC	88020 MAINTENANCE CONTRACTS	8,625,939.56	3,344,354.57	4,499,002.05	7,843,356.62	782,582.94	
37600 FACILITIES MGMT INT SVC	88022 PREVENTIVE MAINTENANCE CON	44,702,151.67	12,685,319.53	27,121,625.37	39,806,944.90	4,895,206.77	
37600 FACILITIES MGMT INT SVC	88023 HVAC CONTROLS CONTRACTS	6,262,600.89	1,145,046.52	4,967,712.82	6,112,759.34	149,841.55	
37600 FACILITIES MGMT INT SVC	88050 FACILITIES PLANNING	5,129,810.84	876,505.91	481,711.73	1,358,217.64	3,771,593.20	1,221,801.13
37650 MAJOR MAINTENANCE INT SV	89980 MM EXPANSION PROGRAM	24,463,387.35	4,573,043.37	3,899,961.78	8,473,005.15	15,990,382.20	4,665,234.95
37650 MAJOR MAINTENANCE INT SV	89965 MAJOR MAINTENANCE PROJECT:	47,098,815.47	3,460,875.62	6,096,874.70	9,557,750.32	37,541,065.15	3,659,339.99
41600 RET SAL BENEFITS AP CNTY	90500 RETIREMENT BOARD	0.00	3,032.12	0.00	3,032.12	(3,032.12)	
41600 RET SAL BENEFITS AP CNTY	90505 RETIREMENT ADMINISTRATION	0.00	982,936.76	0.00	982,936.76	(982,936.76)	
41600 RET SAL BENEFITS AP CNTY	90506 RETIREMENT INTERNAL AUDIT	0.00	121,993.60	0.00	121,993.60	(121,993.60)	
41600 RET SAL BENEFITS AP CNTY	90510 RETIREMENT INVESTMENTS	0.00	533,443.38	0.00	533,443.38	(533,443.38)	
41600 RET SAL BENEFITS AP CNTY	90517 RETIREMENT LEGAL	0.00	629,782.30	0.00	629,782.30	(629,782.30)	
41600 RET SAL BENEFITS AP CNTY	90520 RETIREMENT MEMBER SERVICES	0.00	363,585.11	0.00	363,585.11	(363,585.11)	
41600 RET SAL BENEFITS AP CNTY	90525 RETIREMENT DISABILITY	0.00	150,072.04	0.00	150,072.04	(150,072.04)	
41600 RET SAL BENEFITS AP CNTY	90530 RETIREMENT MEMBER BENEFITS	0.00	2,377,731.40	0.00	2,377,731.40	(2,377,731.40)	
41600 RET SAL BENEFITS AP CNTY	90535 RETIREMENT FINANCE AND ACC(	0.00	424,744.77	0.00	424,744.77	(424,744.77)	5,327,760.09
41600 RET SAL BENEFITS AP CNTY	90540 RETIREMENT INFORMATION TECI	0.00	256,031.52	0.00	256,031.52	(256,031.52)	
44565 SAFE FREEWAY CALL BOX	96575 SAFE FREEWAY CALLBOX	0.00	0.00	0.00	0.00	0.00	2,370.48
44595 LOCAL AGENCY FORMATION A	91050 LOCAL AGENCY FORMATION AG	3,164,739.96	985,903.07	42,225.18	1,028,128.25	2,136,611.71	2,197,727.38
44605 LAW LIBRARY	91110 LAW LIBRARY-MAIN BRANCH	0.00	1,331,355.60	0.00	1,331,355.60	(1,331,355.60)	1,847,039.78
44625 SAN DIEGUITO RIVER VALLE	91160 SDRVJPA-OPERATING	1,908,723.00	911,224.52	0.00	911,224.52	997,498.48	1,638,644.36
44634 SDRVJPA COAST FUND	91165 SDRVJPA COAST	362,559.00	168,680.05	0.00	168,680.05	193,878.95	181,279.50
44635 SAN DIEGUITO CAP PROJ	96609 SDRVJPA-CAPITAL PROJECT	0.00	196,492.24	0.00	196,492.24	(196,492.24)	308,592.29
44656 SAN DIEGUITO RESERVE FUN	96610 SAN DIEGUITO RESERVE	6,500.00	0.00	0.00	0.00	6,500.00	5,318.17
44660 SO CA INTRGOV TRN AND DE	96611 SO CAL INTER GOV TRAIN CT	6,631,000.00	2,354,650.95	0.00	2,354,650.95	4,276,349.05	1,592,710.00
44670 SD GEOGRAPHIC INFO SANGI	91170 SD GEOGRAPHIC INFORMATION :	1,897,992.00	586,749.06	0.00	586,749.06	1,311,242.94	864,501.41
47280 PENALTY ASSESSMENT	63405 PENALTY ASSESSMENT	3,128,950.00	782,237.50	0.00	782,237.50	2,346,712.50	1,009,964.90
47285 CRIMINAL JUSTICE FAC CON	63410 CRIMINAL JUSTICE FAC CONSTR(	5,588,878.04	479,888.28	1,753,255.46	2,233,143.74	3,355,734.30	319,852.28
47290 COURTHOUSE CONSTRUCTION	63415 COURTHOUSE CONSTRUCTION	562,975.00	0.00	0.00	0.00	562,975.00	312,328.20
47350 TRIAL COURT OPERATIONS F	91818 COURT POB PAYMENTS	0.00	1,140,216.25	0.00	1,140,216.25	(1,140,216.25)	1,271,051.16
48001 PALOMAR POMERADO HEALTH	96666 PALOMAR POM HEALTH ELEC 20(	0.00	0.00	0.00	0.00	0.00	5,121,337.83
48003 GROSSMONT HEALTHCARE ELE	96663 GROSSMONT HEALTHCARE ELEC	0.00	0.00	0.00	0.00	0.00	2,114,606.19
49000 PCD AQIP TRUST AB423	95035 APC AIR QUAL IMPROV TRUST AE	12,175,384.64	2,010,562.62	430,044.64	2,440,627.26	9,734,757.38	3,074,139.33
49010 AIR QUALITY MOYER FUND A	95036 AIR QUALITY MOYER PROGRAM /	32,510,929.75	717,395.00	10,445,842.39	11,163,237.39	21,347,692.36	957,860.49
49015 AIR QL CLEAN CAR 4 ALL A	95042 AIR QUALITY CLEAN CARS 4 ALL	20,900,080.24	1,623,730.05	8,430,596.38	10,054,326.43	10,845,753.81	1,685,093.33
49020 VESSELS AT BERTH REMEDIA	95044 VESSELS AT BERTH REMEDIATIO	100,000.00	0.00	0.00	0.00	100,000.00	1,000,155.20
49025 SEP OVERSIGHT AB423	95045 SEP OVERSIGHT AB423	135,000.00	118,330.66	0.00	118,330.66	16,669.34	119,511.29
49030 AIR QUALITY AB 617 AB423	95041 AIR QL COMMUNITY AB 617 AB42:	54,217,677.36	6,153,249.54	18,597,594.17	24,750,843.71	29,466,833.65	5,322,653.57

PERIODIC FINANCIAL STATEMENT - SCHEDULE OF REVENUES AND EXPENDITURES BY FUND AND ORGANIZATIONAL UNIT - GL041

Date:08-DEC-2025 12:49:54

COSD
Current Period: NOV-25

Currency: USD
No specific FUND requested

FUND	ORG	REVISED BUDGET	EXPENDITURES	ENCUMBRANCES	EXPENDITURES & ENCUMBRANCES	REMAINING BUDGET	REVENUE
49035 AB617 IMPLEMENTATION AB4	95043 AB617 IMPLEMENTATION AB423	5,072,625.49	1,141,778.70	842,063.03	1,983,841.73	3,088,783.76	1,449,017.30
49040 AIR QUALITY GMERP FUND A	95039 AIR QL PROPOSITION 1B GMERP	5,628,300.00	100,000.00	2,128,300.00	2,228,300.00	3,400,000.00	25,639.35
49050 PCD OPERATION FUND AB423	92400 APC SUPPORT SERVICES AB423	2,855,017.96	(3,083,968.67)	286,625.77	(2,797,343.10)	5,652,361.06	874,292.00
49050 PCD OPERATION FUND AB423	92405 APC ADMINISTRATION AB423	3,722,017.89	1,605,946.30	253,011.95	1,858,958.25	1,863,059.64	175,815.91
49050 PCD OPERATION FUND AB423	92412 MOBILE INCENTIVES AB423	18,603,443.04	1,624,567.42	102,610.26	1,727,177.68	16,876,265.36	752,771.33
49050 PCD OPERATION FUND AB423	92413 OFFICE OF ENVIRONMENTAL JUS	2,423,553.91	1,183,190.46	104,905.90	1,288,096.36	1,135,457.55	650,535.66
49050 PCD OPERATION FUND AB423	92425 ENGINEERING AB423	6,452,368.69	3,229,278.70	0.00	3,229,278.70	3,223,089.99	2,799,929.44
49050 PCD OPERATION FUND AB423	92430 MONITORING AB423	11,375,255.30	5,220,734.42	189,678.54	5,410,412.96	5,964,842.34	3,882,375.50
49050 PCD OPERATION FUND AB423	92431 SOURCE TESTING AB423	1,982,369.31	840,028.14	79,225.90	919,254.04	1,063,115.27	609,730.20
49050 PCD OPERATION FUND AB423	92435 COMPLIANCE AB423	10,353,349.18	5,339,439.12	11,088.70	5,350,527.82	5,002,821.36	3,669,230.03
49050 PCD OPERATION FUND AB423	92445 RULE DEVELOPMENT AB423	4,013.07	(655,289.21)	3,943.23	(651,345.98)	655,359.05	
49050 PCD OPERATION FUND AB423	92450 HEARING BOARD AB423	12,700.00	7,925.19	2,787.50	10,712.69	1,987.31	
49050 PCD OPERATION FUND AB423	92451 GOVERNING BOARD AB423	2,562.50	(270,168.31)	6,824.00	(263,344.31)	265,906.81	
49090 AIR QUALITY FARMER FUND	95040 AIR QL FARMER PROGRAM AB42	427,173.23	223,644.55	0.00	223,644.55	203,528.68	227,957.48
49193 SD REG BLDG AUTH MTS SPR	96767 SD REG BLDG AUTH MTS SPRV	6,700,206.00	2,791,752.50	3,908,453.50	6,700,206.00	0.00	2,792,160.15
49200 SDC REGIONAL AIRPORT AUT	96800 SDC REGIONAL AIRPORT AUTH	0.00	0.00	0.00	0.00	0.00	461,635.92
49205 TRANSNET IMPROVEMENT FUN	96775 TRANSNET IMPROVEMENT FUND	0.00	3,592,695.39	90,500,658.66	94,093,354.05	(94,093,354.05)	438,543.56
49211 HAZMAT RESPONSE PROGRAM	96779 HAZMAT RESPONSE PROGRAM	3,190,774.00	1,052,161.01	1,021,763.32	2,073,924.33	1,116,849.67	2,941,571.09
49214 ESO OPERATING	96781 EMER SVC ORG OPERATING	485,571.00	0.00	0.00	0.00	485,571.00	162,436.83
49217 FIRST 5 COMM OPERATING F	96782 FIRST 5 COMM OF SAN DIEGO	37,975,005.92	7,190,998.51	24,546,312.51	31,737,311.02	6,237,694.90	5,044,364.04
53301 063_DS CARLSBAD USD 2017	97565 CARLSBAD USD 2017 REF A	0.00	1,057,825.00	0.00	1,057,825.00	(1,057,825.00)	410,897.05
53302 063_DS CARLSBAD USD 2017	97566 CARLSBAD USD 2017 REF B	0.00	2,760,500.00	0.00	2,760,500.00	(2,760,500.00)	500,007.19
53303 063_DS CARLSBAD USD SUBS	97538 CARLSBAD USD SUBSIDY DEP 20	0.00	0.00	0.00	0.00	0.00	1,779,542.57
53304 063_DS CARLSBAD USD 2016	97517 CARLSBAD USD 2016 REF	0.00	4,560,650.00	0.00	4,560,650.00	(4,560,650.00)	789,400.94
53307 047_DS CORONADO UNIF 201	97450 CORONADO UNIF 2012 REF	0.00	0.00	0.00	0.00	0.00	91.93
53308 063_DS CARLSBAD UNIF 201	97487 CARLSBAD UNIF 2014 REF	0.00	1,852,050.00	0.00	1,852,050.00	(1,852,050.00)	292,121.98
53309 063_DS CARLSBAD UNIF2006	97440 CARLSBAD UNIF 2006 ELEC 2011(	0.00	1,993,791.67	0.00	1,993,791.67	(1,993,791.67)	607,817.70
53310 063_DS CARLSBAD UNIFIED	97349 CARLSBAD UNIF 1997A	0.00	0.00	0.00	0.00	0.00	167.77
53311 063_DS CARLSBAD UNIFIED	97344 CARLSBAD UNIF 2006A	0.00	0.00	0.00	0.00	0.00	0.03
53312 063_DS CARLSBAD UNIF 200	97409 CARLSBAD UNIF 2006 ELEC 2009E	0.00	0.00	0.00	0.00	0.00	722.45
53313 063_DS CARLSBAD UNIF 200	97438 CARLSBAD UNIF 2006 ELEC 2011(	0.00	684,009.38	0.00	684,009.38	(684,009.38)	213,553.03
53314 064_DS OCEANSIDE ELEC 20	97419 OCEANSIDE ELEC 2006B	0.00	0.00	0.00	0.00	0.00	12.82
53315 048_DS MT EMPIRE 1998A	97351 MT EMPIRE 1998A	0.00	0.00	0.00	0.00	0.00	672.21
53316 064_DS OCEANSIDE 2000 EL	97418 OCEANSIDE 2006 ELEC 2010 REF	0.00	0.00	0.00	0.00	0.00	4.23
53318 064_DS OCEANSIDE USD 200	97401 OCEANSIDE UNIFIED 2006 PROP I	0.00	4,555,000.00	0.00	4,555,000.00	(4,555,000.00)	560,541.47
53319 064_DS OCEANSIDE UNIFIED	97340 OCEANSIDE UNIFIED 2000F	0.00	0.00	0.00	0.00	0.00	52.81
53327 061_DS POWAY UNIFIED 200	97346 POWAY UNIFIED 2002B	0.00	0.00	0.00	0.00	0.00	16.48
53329 061_DS POWAY UNIF 2007-1	97402 POWAY UNIF 2007-1 SERIES A	0.00	13,355,000.00	0.00	13,355,000.00	(13,355,000.00)	2,171,268.51
53331 050_DS SAN DIEGO UNIFIED	97451 SAN DIEGO UNIFIED 2012 REF R-	0.00	0.00	0.00	0.00	0.00	24.27
53332 050_DS SAN DIEGO UNIFIED	97430 SAN DIEGO UNIFIED PROP S 201C	0.00	950,219.00	0.00	950,219.00	(950,219.00)	2,263,181.92
53333 050_DS SAN DIEGO UNIFIED	97423 SAN DIEGO UNIFIED PROP S 201C	0.00	0.00	0.00	0.00	0.00	161.06
53334 050_DS SAN DIEGO UNIFIED	97410 SAN DIEGO UNIFIED 2008B	0.00	2,533,401.19	0.00	2,533,401.19	(2,533,401.19)	11,886.12
53335 050_DS SD UNIF 1999A	97359 SD UNIFIELD 1999A	0.00	184,349.57	0.00	184,349.57	(184,349.57)	863.38
53337 050_DS SD UNIFIED DS 200	97360 SD UNIFIED DS 2001C	0.00	22,174,675.00	0.00	22,174,675.00	(22,174,675.00)	2,866,034.36
53338 050_DS SD UNIFIED DS 200	97358 SAN DIEGO UNIFIED DS 2002D	0.00	24,397,987.50	0.00	24,397,987.50	(24,397,987.50)	1,129,062.63
53339 050_DS SD UNIFIED DS 200	97377 SD UNIFIED DS 2003E	0.00	27,605,037.50	0.00	27,605,037.50	(27,605,037.50)	3,958,390.64
53346 050_DS SAN DIEGO UNIF 20	97381 SAN DIEGO UNIF 2006 F1 REF	0.00	1,145,156.25	0.00	1,145,156.25	(1,145,156.25)	216,424.73
53347 050_DS SAN DIEGO UNIF 20	97382 SAN DIEGO UNIF 2006 G1 REF	0.00	1,445,193.75	0.00	1,445,193.75	(1,445,193.75)	330,375.18
53355 065_DS SAN MARCOS UNIF 1	97367 SAN MARCOS UNIFIED 1998A	0.00	0.00	0.00	0.00	0.00	0.01
53359 050_DS SAN DIEGO UNIF PR	97405 SAN DIEGO UNIF PROP S 2008A	0.00	0.00	0.00	0.00	0.00	542.87
53361 065_DS SAN MARCOS UNIF I	97370 SAN MARCOS UNIF IMPR 1 2004	0.00	0.00	0.00	0.00	0.00	1.15
53362 065_DS SAN MARCO UNIFIED	97439 SAN MARCO UNIFIED 2010A	0.00	5,045,000.00	0.00	5,045,000.00	(5,045,000.00)	664,895.05
53363 065_DS SAN MARCOS UNIFIE	97455 SAN MARCOS UNIFIED 2010B	0.00	1,280,000.00	0.00	1,280,000.00	(1,280,000.00)	175,268.15
53364 050_DS SAN DIEGO UNIFIED	97452 SAN DIEGO UNIFIED 2012 REF R-	0.00	0.00	0.00	0.00	0.00	184.59

PERIODIC FINANCIAL STATEMENT - SCHEDULE OF REVENUES AND EXPENDITURES BY FUND AND ORGANIZATIONAL UNIT - GL041

Date 08-DEC-2025 12:49:54

COSD
Current Period: NOV-25

Currency: USD
No specific FUND requested

FUND	ORG	REVISED BUDGET	EXPENDITURES	ENCUMBRANCES	EXPENDITURES & ENCUMBRANCES	REMAINING BUDGET	REVENUE
53367 050_DS SAN DIEGO UNIF PR	97466 SAN DIEGO UNIFIED PROP S RES	0.00	0.00	0.00	0.00	0.00	10,665,039.09
53368 050_DS SAN DIEGO UNIF PR	97469 SAN DIEGO UNIF PROP Z RESERV	0.00	15.43	0.00	15.43	(15.43)	0.07
53369 065_DS SAN MARCOS UNIFIE	97486 SAN MARCOS UNIFIED 2010C	0.00	0.00	0.00	0.00	0.00	2,191.17
53371 051_DS VISTA UNIF DS 200	97372 VISTA UNIF DS 2002A	0.00	0.00	0.00	0.00	0.00	1,682,126.98
53372 051_DS VISTA UNIFIED DS	97374 VISTA UNIFIED DS 2003B	0.00	0.00	0.00	0.00	0.00	70.45
53375 051_DS VISTA UNIFIED 201	97470 VISTA UNIFIED 2012 REF	0.00	0.00	0.00	0.00	0.00	284.59
53376 051_DS VISTA UNIFIED 201	97509 VISTA UNIFIED 2015 REF	0.00	2,394,500.00	0.00	2,394,500.00	(2,394,500.00)	283,919.04
53377 064_DS OCEANSIDE USD PRO	97524 OCEANSIDE USD PROP G RESER	0.00	0.00	0.00	0.00	0.00	14.94
53378 064_DS OCEANSIDE USD PRO	97525 OCEANSIDE USD PROP H RESER	0.00	0.00	0.00	0.00	0.00	289.48
53379 064_DS OCEANSIDE USD 200	97522 OCEANSIDE USD 2006D	0.00	1,468,675.00	0.00	1,468,675.00	(1,468,675.00)	135,875.59
53380 064_DS OCEANSIDE UNIFIED	97456 OCEANSIDE UNIFIED 2008C	0.00	0.00	0.00	0.00	0.00	25.45
53381 064_DS OCEANSIDE UNIFIED	97457 OCEANSIDE USD 2012 REF BOND	0.00	0.00	0.00	0.00	0.00	3.38
53382 064_DS OCEANSIDE UNIF 20	97488 OCEANSIDE UNIF 2014 REF BOND	0.00	0.00	0.00	0.00	0.00	80,800.07
53383 064_DS OCEANSIDE UNIF 20	97510 OCEANSIDE UNIF 2015 REF	0.00	950,875.00	0.00	950,875.00	(950,875.00)	65,203.04
53384 065_DS SAN MARCOS USD PR	97526 SAN MARCOS USD PROP K RESE	0.00	2,210,000.00	0.00	2,210,000.00	(2,210,000.00)	6,416.29
53385 189_DS BONSALL UNIFIED 2	97335 BONSALL UNIFIED 2006	0.00	0.00	0.00	0.00	0.00	371.62
53386 189_DS BONSALL UNIFIED 2	97336 BONSALL UNIFIED 2007B	0.00	340,000.00	0.00	340,000.00	(340,000.00)	35,502.53
53387 189_DS BONSALL UNIFIED 2	97337 BONSALL UNIFIED 2007C	0.00	0.00	0.00	0.00	0.00	123.42
53388 189_DS BONSALL UNIFIED 2	97338 BONSALL UNIFIED 2015 REF	0.00	745,843.75	0.00	745,843.75	(745,843.75)	86,334.68
53389 065_DS SAN MARCOS USD 20	97563 SAN MARCOS USD 2017 REF	0.00	1,957,900.00	0.00	1,957,900.00	(1,957,900.00)	331,859.27
53390 065_DS SAN MARCOS USD 20	97564 SAN MARCOS USD 2010D	0.00	0.00	0.00	0.00	0.00	0.23
53391 050_DS SAN DIEGO UNIFIED	97460 SAN DIEGO UNIFIED 2008E	0.00	4,995,550.00	0.00	4,995,550.00	(4,995,550.00)	(58,096.25)
53392 050_DS SAN DIEGO UNIF 20	97471 SAN DIEGO UNIF 2012 ELEC 2013	0.00	0.00	0.00	0.00	0.00	532.87
53394 050_DS SAN DIEGO UNIF 20	97473 SAN DIEGO UNIF 2012 ELEC 2013	0.00	687.24	0.00	687.24	(687.24)	3.63
53397 050_DS SAN DIEGO UNIF 20	97484 SAN DIEGO UNIF 2014 R-3	0.00	1,000,000.00	0.00	1,000,000.00	(1,000,000.00)	282,243.97
53398 050_DS SAN DIEGO UNIF 20	97497 SAN DIEGO UNIF 2015 R-4	0.00	21,205,250.00	0.00	21,205,250.00	(21,205,250.00)	1,531,171.09
53399 050_DS SAN DIEGO UNIF 20	97504 SAN DIEGO UNIF 2015 H-1 H-2	0.00	2,918,411.47	0.00	2,918,411.47	(2,918,411.47)	13,668.75
53402 050_DS SAN DIEGO UNIF 20	97512 SAN DIEGO UNIF 2012 ELEC 2016	0.00	2,003,500.00	0.00	2,003,500.00	(2,003,500.00)	1,391,266.18
53403 050_DS SAN DIEGO UNIF 20	97513 SAN DIEGO UNIF 2012 ELEC 2016	0.00	868,868.75	0.00	868,868.75	(868,868.75)	333,560.32
53404 050_DS SAN DIEGO UNIF 20	97515 SAN DIEGO UNIF 2008 ELEC 2016	0.00	0.00	0.00	0.00	0.00	4.28
53405 050_DS SAN DIEGO USD 201	97528 SAN DIEGO USD 2016 REF SR-1	0.00	1,811,000.00	0.00	1,811,000.00	(1,811,000.00)	485,733.98
53406 050_DS SAN DIEGO USD 201	97529 SAN DIEGO USD 2016 REF R-5	0.00	3,800,750.00	0.00	3,800,750.00	(3,800,750.00)	2,273,657.61
53406 050_DS SAN DIEGO USD 200	97531 SAN DIEGO USD 2008 ELEC 2016	0.00	10,967,575.00	0.00	10,967,575.00	(10,967,575.00)	697,588.64
53409 050_DS SDUSD 2012 2017 H	97556 SDUSD 2012 2017 H-1 H-2 PROP	0.00	4.24	0.00	4.24	(4.24)	0.02
53410 050_DS SDUSD 2012 2017I	97561 SDUSD 2012 2017I PROP Z	0.00	6,856,325.00	0.00	6,856,325.00	(6,856,325.00)	2,052,510.37
53411 050_DS SDUSD 2012 2017J	97562 SDUSD 2012 2017J PROP Z	0.00	4,092,100.00	0.00	4,092,100.00	(4,092,100.00)	622,141.55
53413 050_DS SDUSD 2008 2017 K	97568 SDUSD 2008 2017 K-2 PROP S	0.00	0.00	0.00	0.00	0.00	138.60
53414 050_DS SDUSD 2009 2008B	97574 SDUSD 2009 2008B QSCB SET-AS	0.00	176.84	0.00	176.84	(176.84)	0.83
53415 050_DS SDUSD 2010 2008D1	97575 SDUSD 2010 2008D1D2 QSCB SET	0.00	0.00	0.00	0.00	0.00	143,352.35
53416 050_DS SDUSD 2019 2018A	97577 SDUSD 2019 2018A MEASYY	0.00	17.30	0.00	17.30	(17.30)	0.08
53417 050_DS SDUSD 2019 2018B	97578 SDUSD 2019 2018B MEASYY	0.00	792,025.00	0.00	792,025.00	(792,025.00)	215,208.85
53418 050_DS SDUSD 2012 2019K	97587 SDUSD 2012 2019K PROP Z	0.00	6.02	0.00	6.02	(6.02)	0.03
53419 050_DS SDUSD 2012 2019L	97593 SDUSD 2012 2019L PROP Z	0.00	2,568,875.00	0.00	2,568,875.00	(2,568,875.00)	683,256.79
53420 050_DS SDUSD 2019 2018C	97594 SDUSD 2019 2018C MEASYY	0.00	1,765,100.00	0.00	1,765,100.00	(1,765,100.00)	506,706.32
53421 065_DS SAN MARCOS USD 20	97599 SAN MARCOS USD 2020 REF	0.00	3,115,100.57	0.00	3,115,100.57	(3,115,100.57)	480,874.07
53422 050_DS SDUSD MEASYY TAX	97610 SDUSD MEASYY TAX RT RESERVI	0.00	727,977.25	0.00	727,977.25	(727,977.25)	193,184.18
53423 050_DS SAN DIEGO USD 202	97638 SAN DIEGO USD 2021N	0.00	2,694,300.00	0.00	2,694,300.00	(2,694,300.00)	(86,119.11)
53424 050_DS SAN DIEGO USD 202	97639 SAN DIEGO USD 2021E	0.00	4,984,000.00	0.00	4,984,000.00	(4,984,000.00)	40,162.48
53425 189_DS BONSALL UNIFIED 2	97339 BONSALL UNIFIED 2018 REF	0.00	173,476.80	0.00	173,476.80	(173,476.80)	19,584.63
53426 050_DS SDUSD MEAS YY 202	97611 SDUSD MEAS YY 2020 D	0.00	6,488,650.00	0.00	6,488,650.00	(6,488,650.00)	1,835,936.01
53427 050_DS SDUSD PROP S 2021	97612 SDUSD PROP S 2021 L	0.00	1,773,172.50	0.00	1,773,172.50	(1,773,172.50)	427,050.59
53428 050_DS SDUSD PROP Z 2020	97613 SDUSD PROP Z 2020 M	0.00	3,794,200.00	0.00	3,794,200.00	(3,794,200.00)	1,059,008.90
53429 050_DS SAN DIEGO USD 202	97640 SAN DIEGO USD 2021 ZR-1	0.00	4,754,082.87	0.00	4,754,082.87	(4,754,082.87)	1,319,067.36
53430 048_DS MT EMP 2018 2019	97579 MT EMP 2018 2019 MEASJJ	0.00	139,225.00	0.00	139,225.00	(139,225.00)	42,795.66

PERIODIC FINANCIAL STATEMENT - SCHEDULE OF REVENUES AND EXPENDITURES BY FUND AND ORGANIZATIONAL UNIT - GL041

Date:08-DEC-2025 12:49:54

COSD
Current Period: NOV-25

Currency: USD
No specific FUND requested

FUND	ORG	REVISED BUDGET	EXPENDITURES	ENCUMBRANCES	EXPENDITURES & ENCUMBRANCES	REMAINING BUDGET	REVENUE
53431 048_DS MT EMPIRE USD 202	97844 MT EMPIRE USD 2021B	0.00	141,156.25	0.00	141,156.25	(141,156.25)	117,251.89
53432 050_DS SAN DIEGO USD 202	97662 SAN DIEGO USD 2022F	0.00	5,602,431.25	0.00	5,602,431.25	(5,602,431.25)	8,059,407.92
53433 050_DS SAN DIEGO USD 202	97663 SAN DIEGO USD 2022M	0.00	1,585,100.00	0.00	1,585,100.00	(1,585,100.00)	1,415,281.76
53434 050_DS SAN DIEGO USD 202	97664 SAN DIEGO USD 2022O	0.00	1,951,343.75	0.00	1,951,343.75	(1,951,343.75)	3,870,573.43
53435 051_DS VISTA USD 2019A M	97580 VISTA USD 2019A MEAS LL	0.00	761,000.00	0.00	761,000.00	(761,000.00)	184,456.75
53436 051_DS VISTA UNIFIED 202	97597 VISTA UNIFIED 2021 REF	0.00	9,086,882.18	0.00	9,086,882.18	(9,086,882.18)	197,990.01
53437 051_DS VISTA USD 2022B	97654 VISTA USD 2022B	0.00	3,267,787.50	0.00	3,267,787.50	(3,267,787.50)	800,017.02
53438 048_DS MT EMPIRE USD 202	97658 MT EMPIRE USD 2022C	0.00	170,612.50	0.00	170,612.50	(170,612.50)	5,866.80
53440 063_DS CARLSBAD 2019A ME	97561 CARLSBAD 2019A MEAS HH	0.00	1,390,118.75	0.00	1,390,118.75	(1,390,118.75)	452,550.65
53441 063_DS CARLSBAD USD 2021	97631 CARLSBAD USD 2021B	0.00	1,134,521.88	0.00	1,134,521.88	(1,134,521.88)	699,363.27
53442 063_DS CARLSBAD UNIFIED	97696 CARLSBAD UNIFIED 2025C	0.00	1,626,646.65	0.00	1,626,646.65	(1,626,646.65)	332,854.33
53445 064_DS OCEANSIDE 2008E P	97582 OCEANSIDE 2008E PROP H	0.00	407,000.00	0.00	407,000.00	(407,000.00)	103,596.19
53446 064_DS OCEANSIDE PROP H	97608 OCEANSIDE PROP H 2006 F	0.00	1,768,900.00	0.00	1,768,900.00	(1,768,900.00)	245,960.88
53447 064_DS OCEANSIDE 2020REF	97617 OCEANSIDE 2020REF PROP G	0.00	855,300.00	0.00	855,300.00	(855,300.00)	126,620.32
53448 064_DS OCEANSIDE 2020REF	97618 OCEANSIDE 2020REF PROP H	0.00	0.00	0.00	0.00	0.00	21.28
53449 064_DS OCEANSIDE USD 202	97633 OCEANSIDE USD 2020A	0.00	810,900.00	0.00	810,900.00	(810,900.00)	139,078.74
53450 062_DS_BORREGO 2018A MEA	97596 BORREGO SPRINGS 2018A MEAS	0.00	262,400.00	0.00	262,400.00	(262,400.00)	95,890.47
53451 064_DS OCEANSIDE USD 202	97635 OCEANSIDE USD 2021 REFUNDIN	0.00	1,154,001.75	0.00	1,154,001.75	(1,154,001.75)	163,121.72
53452 064_DS OCEANSIDE USD 202	97668 OCEANSIDE USD 2022 REF	0.00	140,675.00	0.00	140,675.00	(140,675.00)	36,106.78
53453 064_DS OCEANSIDE USD 200	97669 OCEANSIDE USD 2006G	0.00	355,125.00	0.00	355,125.00	(355,125.00)	72,079.73
53454 064_DS OCEANSIDE USD 202	97675 OCEANSIDE USD 2020B	0.00	4,090,531.25	0.00	4,090,531.25	(4,090,531.25)	735,320.35
53455 009_DS CHULA VISTA ESD 2	97643 CHULA VISTA ESD 2021 REF	0.00	1,186,111.83	0.00	1,186,111.83	(1,186,111.83)	53,520.11
53456 009_DS CHULA VISTA ESD 2	95716 CHULA VISTA ESD 2018A	0.00	3,504,300.00	0.00	3,504,300.00	(3,504,300.00)	575,563.94
53457 009_DS CHULA VISTA ESD 2	95717 CHULA VISTA ESD 2020B	0.00	8,674,125.00	0.00	8,674,125.00	(8,674,125.00)	818,297.14
53458 047_DS CORONADO USD 2022	97646 CORONADO USD 2022 REF	0.00	1,282,996.24	0.00	1,282,996.24	(1,282,996.24)	207,924.97
53459 009_DS CHULA VISTA ESD 2	95719 CHULA VISTA ESD 2023 REF	0.00	1,244,500.00	0.00	1,244,500.00	(1,244,500.00)	180,075.97
53466 065_DS SAN MARCOS USD 20	97720 SAN MARCOS USD 2025 REF	0.00	0.00	0.00	0.00	0.00	2,714,792.66
53467 065_DS SAN MARCOS USD 20	97721 SAN MARCOS USD 2024A	0.00	0.00	0.00	0.00	0.00	1,141,030.55
53500 050_DS SDUSD 2023 ZR-2	97670 SDUSD 2023 ZR-2	0.00	4,760,375.00	0.00	4,760,375.00	(4,760,375.00)	785,844.38
53501 050_DS SDUSD 2023 ZR-3	97671 SDUSD 2023 ZR-3	0.00	1,515,625.00	0.00	1,515,625.00	(1,515,625.00)	232,958.11
53502 050_DS SDUSD 2023 ZR-4A	97673 SDUSD 2023 ZR-4A	0.00	444,375.00	0.00	444,375.00	(444,375.00)	139,948.41
53503 050_DS SDUSD 2023 ZR-4B	97674 SDUSD 2023 ZR-4B	0.00	2,547,500.00	0.00	2,547,500.00	(2,547,500.00)	767,593.13
53504 050_DS SDUSD MEAS U 2023	97676 SDUSD MEAS U 2023A	0.00	13,326,197.00	0.00	13,326,197.00	(13,326,197.00)	3,264,282.85
53505 050_DS SDUSD MEAS YY 202	97677 SDUSD MEAS YY 2023G	0.00	59,276,825.00	0.00	59,276,825.00	(59,276,825.00)	3,303,066.46
53506 050_DS SDUSD PROP S 2023	97679 SDUSD PROP S 2023N	0.00	1,997,875.00	0.00	1,997,875.00	(1,997,875.00)	1,357,406.14
53507 050_DS SDUSD 2023 SR-3A	97681 SDUSD 2023 SR-3A	0.00	860,875.00	0.00	860,875.00	(860,875.00)	157,915.38
53508 050_DS SDUSD 2023 R-6	97682 SDUSD 2023 R-6	0.00	810,750.00	0.00	810,750.00	(810,750.00)	1,010,313.63
53509 050_DS SDUSD 2024 REF SR	97685 SDUSD 2024 REF SR-4A	0.00	1,257,875.00	0.00	1,257,875.00	(1,257,875.00)	234,994.18
53510 050_DS SDUSD 2024 REF ZR	97686 SDUSD 2024 REF ZR-5A	0.00	3,377,625.00	0.00	3,377,625.00	(3,377,625.00)	599,901.48
53511 050_DS SDUSD 2024 REF R-	97687 SDUSD 2024 REF R-7A	0.00	383,000.00	0.00	383,000.00	(383,000.00)	53,523.91
53512 050_DS SDUSD 2025 REF SR	97688 SDUSD 2025 REF SR-4C	0.00	128,679.17	0.00	128,679.17	(128,679.17)	49,605.64
53513 050_DS SDUSD 2025 REF ZR	97689 SDUSD 2025 REF ZR-5C	0.00	492,404.87	0.00	492,404.87	(492,404.87)	189,726.59
53514 050_DS SDUSD MEAS U TAX	97690 SDUSD MEAS U TAX RATE RES	0.00	0.00	0.00	0.00	0.00	10,425,610.48
53515 050_DS SDUSD PROP S 2024	97692 SDUSD PROP S 2024O	0.00	47,615,500.00	0.00	47,615,500.00	(47,615,500.00)	305,728.17
53516 050_DS SDUSD MEAS YY 202	97693 SDUSD MEAS YY 2024H	0.00	64,015,700.00	0.00	64,015,700.00	(64,015,700.00)	1,019,030.95
53517 050_DS SDUSD MEAS U 2024	97694 SDUSD MEAS U 2024B	0.00	61,049,511.39	0.00	61,049,511.39	(61,049,511.39)	1,886,803.67
53518 050_DS SDUSD 2025 REF R-	97710 SDUSD 2025 REF R-8A	0.00	2,278,522.91	0.00	2,278,522.91	(2,278,522.91)	3,501,717.05
53519 050_DS SDUSD 2025 REF R-	97711 SDUSD 2025 REF R-8B	0.00	317,969.58	0.00	317,969.58	(317,969.58)	95,055.06
53520 050_DS SDUSD 2025 REF SR	97712 SDUSD 2025 REF SR-5A	0.00	381,711.11	0.00	381,711.11	(381,711.11)	153,812.93
53521 050_DS SDUSD 2025 REF SR	97713 SDUSD 2025 REF SR-5B	0.00	715,584.72	0.00	715,584.72	(715,584.72)	285,005.92
53522 050_DS SDUSD 2025 REF ZR	97714 SDUSD 2025 REF ZR-6A	0.00	1,316,149.30	0.00	1,316,149.30	(1,316,149.30)	365,429.79
53523 050_DS SDUSD 2025 REF ZR	97715 SDUSD 2025 REF ZR-6B	0.00	121,447.93	0.00	121,447.93	(121,447.93)	39,270.16
53524 050_DS SDUSD 2025P PROP	97716 SDUSD 2025P PROP S	0.00	0.00	0.00	0.00	0.00	12,047,259.18
53525 050_DS SDUSD 2025I MEAS	97717 SDUSD 2025I MEAS YY	0.00	0.00	0.00	0.00	0.00	20,754,572.00

PERIODIC FINANCIAL STATEMENT - SCHEDULE OF REVENUES AND EXPENDITURES BY FUND AND ORGANIZATIONAL UNIT - GL041

Date:08-DEC-2025 12:49 54

COSD
Current Period: NOV-25

Currency: USD
No specific FUND requested

FUND	ORG	REVISED BUDGET	EXPENDITURES	ENCUMBRANCES	EXPENDITURES & ENCUMBRANCES	REMAINING BUDGET	REVENUE
53528 050_DS SDUSD 2025C MEAS	97718 SDUSD 2025C MEAS U	0.00	0.00	0.00	0.00	0.00	22,777,989.00
53600 064_DS OCEANSIDE USD 202	97680 OCEANSIDE USD 2023 REF	0.00	355,577.50	0.00	355,577.50	(355,577.50)	55,177.60
53601 064_DS OCEANSIDE USD 202	97683 OCEANSIDE USD 2024A REF	0.00	3,352,375.00	0.00	3,352,375.00	(3,352,375.00)	398,874.64
53602 064_DS OCEANSIDE USD 202	97684 OCEANSIDE USD 2024B REF	0.00	825,625.00	0.00	825,625.00	(825,625.00)	132,761.46
53603 064_DS OCEANSIDE USD 202	97730 OCEANSIDE USD 2025A REF	0.00	631,396.06	0.00	631,396.06	(631,396.06)	795,143.34
53604 064_DS OCEANSIDE USD 202	97731 OCEANSIDE USD 2025B REF	0.00	162,345.14	0.00	162,345.14	(162,345.14)	294,745.98
53605 064_DS OCEANSIDE USD 202	97732 OCEANSIDE USD 2020C	0.00	195,748.38	0.00	195,748.38	(195,748.38)	4,274,635.21
56700 001_DS ALPINE UNION 1997	95650 ALPINE UNION 1997A	0.00	0.00	0.00	0.00	0.00	187.63
56701 004_DS BONSALL UN ELEM E	95648 BONSALL UN ELEM ELEC 2005 SE	0.00	0.00	0.00	0.00	0.00	0.12
56703 001_DS ALPINE ELEM 1999B	95651 ALPINE ELEM 1999B	0.00	0.00	0.00	0.00	0.00	32,685.83
56706 007_DS CARDIFF SCH DIST	95649 CARDIFF SCH DIST 2000A	0.00	1,675,000.00	0.00	1,675,000.00	(1,675,000.00)	35,551.55
56720 006_DS CAJON VALLEY ELEM	97396 CAJON VALLEY ELEM DS 2008A	0.00	0.00	0.00	0.00	0.00	0.06
56725 006_DS CAJON VALLEY 2000	97416 CAJON VALLEY 2000 ELEC 2010 R	0.00	0.00	0.00	0.00	0.00	0.01
56727 014_DS ENCINITAS ELEM 19	95658 ENCINITAS ELEM 1998A GOB	0.00	0.00	0.00	0.00	0.00	6.74
56728 009_DS CHULA VISTA ELEM	97427 CHULA VISTA ELEM 2010 REF	0.00	0.00	0.00	0.00	0.00	90.54
56731 014_DS ENCINITAS USD 201	97435 ENCINITAS USD 2010 ELEC 2011A	0.00	1,891,140.63	0.00	1,891,140.63	(1,891,140.63)	404,770.55
56732 006_DS CAJON VALLEY USD	97437 CAJON VALLEY USD 2011 QSCB 2	0.00	1,533,967.65	0.00	1,533,967.65	(1,533,967.65)	183,092.61
56734 006_DS CAJON VALLEY USD	97458 CAJON VALLEY USD 2012 REF	0.00	751,562.50	0.00	751,562.50	(751,562.50)	24,801.26
56735 009_DS CHULA VISTA ELEM	97461 CHULA VISTA ELEM 2012 REF BOI	0.00	1,511,825.00	0.00	1,511,825.00	(1,511,825.00)	125,654.04
56737 006_DS CAJON VALLEY ELEM	97463 CAJON VALLEY ELEM 2011C 08EL	0.00	0.00	0.00	0.00	0.00	861.64
56738 014_DS ENCINITAS USD 201	97467 ENCINITAS USD 2010 ELEC 2013	0.00	245,218.75	0.00	245,218.75	(245,218.75)	69,832.22
56740 009_DS CHULA VISTA ELEM	97468 CHULA VISTA ELEM SFID 2012A	0.00	0.00	0.00	0.00	0.00	885.74
56743 015_DS ESCONDIDO ELEM 20	95640 ESCONDIDO UNIF ELEM 2002A	0.00	0.00	0.00	0.00	0.00	(204.59)
56744 016_DS FALLBROOK ELEM 20	95702 FALLBROOK ELEM 2004C	0.00	0.00	0.00	0.00	0.00	14.27
56746 016_DS FALLBROOK UNION E	95700 FALLBROOK UNION ELEM 2003 A	0.00	0.00	0.00	0.00	0.00	249,865.30
56747 016_DS FALLBROOK ELEM 20	95701 FALLBROOK ELEM 2003B	0.00	655,000.00	0.00	655,000.00	(655,000.00)	51,683.69
56749 016_DS FALLBROOK UN ELEM	95639 FALLBROOK UN ELEM ELEC 2002	0.00	88,775.00	0.00	88,775.00	(88,775.00)	7,568.89
56750 016_DS FALLBROOK UN ELEM	97429 FALLBROOK UN ELEM 2010A REF	0.00	0.00	0.00	0.00	0.00	25.37
56752 016_DS FALLBROOK UN ELEM	97454 FALLBROOK UNION ELEM 2012 RI	0.00	2,275,453.13	0.00	2,275,453.13	(2,275,453.13)	43,754.16
56753 009_DS CHULA VISTA ELEM	97475 CHULA VISTA ELEM 2013 REF	0.00	782,000.00	0.00	782,000.00	(782,000.00)	41,761.74
56755 006_DS CAJON VALLEY USD	97485 CAJON VALLEY USD 2014 REF BC	0.00	0.00	0.00	0.00	0.00	49,121.71
56756 021_DS LEMON GROVE ELEC	97426 LEMON GROVE ELEC 2008B	0.00	0.00	0.00	0.00	0.00	23.15
56758 017_DS JAMUL ELEM 2004A	95710 JAMUL ELEM 2004A	0.00	1,095,000.00	0.00	1,095,000.00	(1,095,000.00)	145,944.00
56759 021_DS_LEMON GROVE ELEC	97432 LEMON GROVE ELEC 2008C	0.00	0.00	0.00	0.00	0.00	34.93
56760 017_DS JAMUL 1998A	95669 JAMUL 1998A	0.00	0.00	0.00	0.00	0.00	984.63
56761 020_DS LA MESA SPRING VA	95695 LA MESA - SPRING VALLEY DS 20	0.00	0.00	0.00	0.00	0.00	168,228.75
56762 020_DS LA MESA SPRING VA	95698 LA MESA SPRING VALLEY 2002B	0.00	4,765,000.00	0.00	4,765,000.00	(4,765,000.00)	495,500.05
56763 021_DS LEMON GROVE DS 19	95670 LEMON GROVE ELEM DS 1999A	0.00	0.00	0.00	0.00	0.00	1,355.71
56764 021_DS LEMON GROVE DS 19	95682 LEMON GRVE DS 1998 B ELEM	0.00	1,450,000.00	0.00	1,450,000.00	(1,450,000.00)	62,337.52
56765 021_DS LEMON GROVE DS 19	95685 LEMON GROVE DS 1998C ELEM	0.00	380,000.00	0.00	380,000.00	(380,000.00)	147,424.38
56767 021_DS LEMON GROVE DS 20	97411 LEMON GROVE DS 2008A	0.00	0.00	0.00	0.00	0.00	0.17
56770 028_DS RANCHO SANTA FE 2	95688 RANCHO SANTA FE 2004A	0.00	0.00	0.00	0.00	0.00	1,371.05
56771 020_DS RANCHO SANTA FE 2	97341 RANCHO SANTA FE 2008A	0.00	375,000.00	0.00	375,000.00	(375,000.00)	62,612.74
56773 028_DS RANCHO SANTA FE 2	97342 RANCHO SANTA FE 2008B	0.00	0.00	0.00	0.00	0.00	0.59
56774 009_DS CHULA VISTA ELEM	97492 CHULA VISTA ELEM SFID 2012B	0.00	573,412.51	0.00	573,412.51	(573,412.51)	78,868.42
56776 006_DS CAJON VALLEY USD	97478 CAJON VALLEY USD 2012A	0.00	0.00	0.00	0.00	0.00	787.78
56779 032_DS SANTEE SCHOOL DIS	97433 SANTEE SCHOOL DIST DS 2006E	0.00	0.00	0.00	0.00	0.00	3,179.87
56780 032_DS SANTEE SCHOOL DIS	97399 SANTEE SCHOOL DIST DS 2006D	0.00	0.00	0.00	0.00	0.00	22.87
56781 031_DS SAN PASQUAL DS 19	95675 SAN PASQUAL UN DS 1999A	0.00	0.00	0.00	0.00	0.00	471.43
56782 032_DS SANTEE SCHOOL DIS	97397 SANTEE SCHOOL DIST DS 2006B	0.00	0.00	0.00	0.00	0.00	0.21
56783 032_DS SANTEE SCHOOL DIS	97398 SANTEE SCHOOL DIST DS 2006C	0.00	285,000.00	0.00	285,000.00	(285,000.00)	34,041.64
56786 033_DS SAN YSIDRO 1997D	95694 SAN YSIDRO 1997D	0.00	3,760,000.00	0.00	3,760,000.00	(3,760,000.00)	509,972.33
56791 033_DS SAN YSIDRO 1997E	95703 SAN YSIDRO 1997E	0.00	0.00	0.00	0.00	0.00	108,136.43
56792 033_DS SAN YSIDRO 1997F	95704 SAN YSIDRO 1997F	0.00	0.00	0.00	0.00	0.00	24.71

PERIODIC FINANCIAL STATEMENT - SCHEDULE OF REVENUES AND EXPENDITURES BY FUND AND ORGANIZATIONAL UNIT - GL041

Date:08-DEC-2025 12:49:54

COSD
Current Period: NOV-25

Currency: USD
No specific FUND requested

FUND	ORG	REVISED BUDGET	EXPENDITURES	ENCUMBRANCES	EXPENDITURES & ENCUMBRANCES	REMAINING BUDGET	REVENUE
56793 035_DS SOUTH BAY 1997A G	95679 SOUTH BAY-GOB 1997A	0.00	0.00	0.00	0.00	0.00	435.95
56794 035_DS SOUTH BAY USD 200	97403 SOUTH BAY USD 2008A	0.00	0.00	0.00	0.00	0.00	0.07
56795 033_DS SAN YSIDRO 1997G	97462 SAN YSIDRO SCHOOL DISTRICT 1	0.00	0.00	0.00	0.00	0.00	20.12
56797 019_DS LAKESIDE USD 2008	97407 LAKESIDE USD 2008A	0.00	1,645,000.00	0.00	1,645,000.00	(1,645,000.00)	247,389.28
56798 019_DS LAKESIDE USD 2008	97431 LAKESIDE USD 2008B	0.00	0.00	0.00	0.00	0.00	15.90
56799 010_DS DEHESA SCH DIST 2	97444 DEHESA SCH DIST 2010A	0.00	58,150.00	0.00	58,150.00	(58,150.00)	7,572.14
56800 035_DS SOUTH BAY USD 201	97474 SOUTH BAY USD 2012A	0.00	0.00	0.00	0.00	0.00	755.37
56801 010_DS DEHESA SCH DIST 2	97480 DEHESA SCH DIST 2012A	0.00	50,218.75	0.00	50,218.75	(50,218.75)	7,612.32
56802 020_DS LA MESA SPRING VA	95705 LA MESA SPRING VALLEY SD 201-	0.00	0.00	0.00	0.00	0.00	0.03
56803 020_DS LA MESA SPRING VA	95706 LA MESA SPRING VALLEY SD 201-	0.00	0.00	0.00	0.00	0.00	0.31
56804 019_DS LAKESIDE USD 2014	97493 LAKESIDE USD 2014A	0.00	0.00	0.00	0.00	0.00	0.01
56805 033_DS SAN YSIDRO 2012 R	97464 SAN YSIDRO 2012 REF	0.00	2,022,546.88	0.00	2,022,546.88	(2,022,546.88)	204,529.56
56806 006_DS CAJON VALLEY USD	97494 CAJON VALLEY USD 2012C	0.00	739,362.51	0.00	739,362.51	(739,362.51)	135,464.82
56807 023_DS NATIONAL SCH DIST	97495 NATIONAL SCH DIST 2014A	0.00	601,040.63	0.00	601,040.63	(601,040.63)	104,977.22
56808 033_DS SAN YSIDRO 2015 R	97498 SAN YSIDRO 2015 REF	0.00	2,598,375.00	0.00	2,598,375.00	(2,598,375.00)	243,543.81
56809 021_DS LEMON GROVE SD 20	97500 LEMON GROVE SD 2014A	0.00	241,725.00	0.00	241,725.00	(241,725.00)	32,400.61
56810 021_DS LEMON GROVE SD 20	97501 LEMON GROVE SD 2014B	0.00	0.00	0.00	0.00	0.00	0.01
56811 015_DS ESCONDIDO USD 201	95642 ESCONDIDO USD 2014A	0.00	906,496.88	0.00	906,496.88	(906,496.88)	106,190.62
56812 019_DS LAKESIDE USD 2015	97503 LAKESIDE USD 2015A REF	0.00	154,303.13	0.00	154,303.13	(154,303.13)	28,817.64
56813 006_DS CAJON VALLEY USD	97505 CAJON VALLEY USD 2012D	0.00	666,215.63	0.00	666,215.63	(666,215.63)	124,642.43
56814 028_DS RANCHO SANTA FE S	97343 RANCHO SANTA FE SD 2015 REFI	0.00	2,426,975.00	0.00	2,426,975.00	(2,426,975.00)	475,714.27
56815 014_DS ENCINITAS USD 201	97506 ENCINITAS USD 2010 ELEC 2015	0.00	685,000.00	0.00	685,000.00	(685,000.00)	12,979.75
56816 017_DS JAMUL DULZURA USD	95711 JAMUL DULZURA USD 1995 ELEC	0.00	135,884.38	0.00	135,884.38	(135,884.38)	(7,434.28)
56817 032_DS SANTEE SCHOOL DIS	97514 SANTEE SCHOOL DIST 2015 REF	0.00	1,793,099.70	0.00	1,793,099.70	(1,793,099.70)	94,119.98
56818 032_DS SANTEE SCHOOL DIS	97516 SANTEE SCHOOL DIST 2016A REF	0.00	295,882.50	0.00	295,882.50	(295,882.50)	42,512.18
56819 006_DS CAJON VALLEY USD	97523 CAJON VALLEY USD 2016 REF	0.00	2,221,925.00	0.00	2,221,925.00	(2,221,925.00)	296,690.85
56820 035_DS SOUTH BAY USD 201	97532 SOUTH BAY USD 2016 REF	0.00	1,140,331.25	0.00	1,140,331.25	(1,140,331.25)	115,845.00
56821 035_DS SOUTH BAY USD 200	97533 SOUTH BAY USD 2008B	0.00	251,400.00	0.00	251,400.00	(251,400.00)	34,660.53
56822 035_DS SOUTH BAY USD 201	97534 SOUTH BAY USD 2012B	0.00	418,725.00	0.00	418,725.00	(418,725.00)	46,782.24
56823 023_DS NATIONAL SCH DIST	97535 NATIONAL SCH DIST 2014B	0.00	197,025.00	0.00	197,025.00	(197,025.00)	41,594.01
56824 019_DS LAKESIDE USD 2016	97542 LAKESIDE USD 2016 REF	0.00	397,825.00	0.00	397,825.00	(397,825.00)	46,083.77
56825 009_DS CHULA VISTA ELEM	97543 CHULA VISTA ELEM SFID 1 2012C	0.00	1,448,700.00	0.00	1,448,700.00	(1,448,700.00)	261,041.82
56826 034_DS SOLANA BCH SFID 2	95707 SOLANA BCH SFID 2016-1	0.00	1,783,350.00	0.00	1,783,350.00	(1,783,350.00)	354,851.58
56827 007_DS CARDIFF SCH DIST	97546 CARDIFF SCH DIST 2016A	0.00	273,621.88	0.00	273,621.88	(273,621.88)	84,165.18
56828 006_DS CAJON VALLEY USD	97547 CAJON VALLEY USD 2016A	0.00	0.00	0.00	0.00	0.00	0.01
56829 015_DS ESCONDIDO USD 201	95643 ESCONDIDO USD 2017 REF	0.00	4,177,375.00	0.00	4,177,375.00	(4,177,375.00)	365,268.88
56830 014_DS ENCINITAS USD 201	97549 ENCINITAS USD 2010 ELEC 2017	0.00	999,650.00	0.00	999,650.00	(999,650.00)	159,046.78
56831 021_DS LEMON GROVE SD 20	97550 LEMON GROVE SD 2014D ED-TEC	0.00	0.00	0.00	0.00	0.00	0.01
56832 021_DS LEMON GROVE SD 20	97551 LEMON GROVE SD 2014C	0.00	612,275.00	0.00	612,275.00	(612,275.00)	34,390.16
56834 032_DS SANTEE SCHOOL DIS	97554 SANTEE SCHOOL DIST 2017 REF	0.00	530,850.00	0.00	530,850.00	(530,850.00)	87,163.78
56835 006_DS CAJON VALLEY USD	97560 CAJON VALLEY USD 2012E	0.00	766,390.63	0.00	766,390.63	(766,390.63)	127,761.20
56836 015_DS ESCONDIDO USD 201	95644 ESCONDIDO USD 2014B	0.00	1,648,653.13	0.00	1,648,653.13	(1,648,653.13)	208,041.20
56837 019_DS LAKESIDE USD 2014	97570 LAKESIDE USD 2014B	0.00	411,256.25	0.00	411,256.25	(411,256.25)	86,071.97
56838 064_DS OCEANSIDE USD 201	97572 OCEANSIDE USD 2018REF PROP	0.00	0.00	0.00	0.00	0.00	53.40
56839 064_DS OCEANSIDE USD 201	97573 OCEANSIDE USD 2018REF PROP	0.00	0.00	0.00	0.00	0.00	17,768.88
56840 007_DS CARDIFF SCH DIST	97576 CARDIFF SCH DIST 2016B	0.00	247,368.76	0.00	247,368.76	(247,368.76)	62,250.39
56841 034_DS SOLANA BCH SFID 2	95708 SOLANA BCH SFID 2016B	0.00	1,905,725.00	0.00	1,905,725.00	(1,905,725.00)	415,151.52
56842 021_DS LEMON GROVE SD 20	97583 LEMON GROVE SD 2019 REFUND	0.00	323,300.00	0.00	323,300.00	(323,300.00)	31,363.00
56843 011_DS DEL MAR 2018ELEC	95713 DEL MAR 2018ELEC 2019SER MM	0.00	1,329,259.38	0.00	1,329,259.38	(1,329,259.38)	295,178.52
56844 009_DS CHULA VISTA 2019	97586 CHULA VISTA 2019 BAN VV	0.00	0.00	0.00	0.00	0.00	18.41
56845 006_DS CAJON VLY 2016B M	97588 CAJON VLY 2016B MEAS EE	0.00	0.00	0.00	0.00	0.00	3,659.94
56846 032_DS SANTEE MEAS S SER	97592 SANTEE MEAS S SER 2019	0.00	2,388,500.00	0.00	2,388,500.00	(2,388,500.00)	201,739.03
56847 035_DS S BAY MEAS NN 201	97595 SOUTH BAY MEAS NN 2019 BAN	0.00	0.00	0.00	0.00	0.00	31.94
56848 006_DS CAJON VLY USD 202	97598 CAJON VALLEY USD 2020 REF	0.00	1,397,625.00	0.00	1,397,625.00	(1,397,625.00)	175,413.63

PERIODIC FINANCIAL STATEMENT - SCHEDULE OF REVENUES AND EXPENDITURES BY FUND AND ORGANIZATIONAL UNIT - GL041

Date:08-DEC-2025 12:49:54

COSD
Current Period: NOV-25

Currency: USD
No specific FUND requested

FUND	ORG	REVISED BUDGET	EXPENDITURES	ENCUMBRANCES	EXPENDITURES & ENCUMBRANCES	REMAINING BUDGET	REVENUE
56849 050_DS SAN DIEGO USD 202	97600 SAN DIEGO USD 2020 REF	0.00	775,153.25	0.00	775,153.25	(775,153.25)	215,631.26
56850 015_DS ESCONDIDO ELEM PR	97601 ESCONDIDO ELEM PROP E 2014C	0.00	711,000.00	0.00	711,000.00	(711,000.00)	106,452.39
56851 009_DS CHULA VISTA MEAS	97605 CHULA VISTA MEAS M 2020 A	0.00	5,115,700.00	0.00	5,115,700.00	(5,115,700.00)	451,145.76
56852 014_DS ENCINITAS 2020 RE	97619 ENCINITAS 2020 REF SER A	0.00	538,185.00	0.00	538,185.00	(538,185.00)	79,158.21
56853 014_DS ENCINITAS 2020 RE	97620 ENCINITAS 2020 REF SER B	0.00	0.00	0.00	0.00	0.00	94,296.21
56854 019_DS LAKESIDE USD 2021	97632 LAKESIDE USD 2021C	0.00	450,300.00	0.00	450,300.00	(450,300.00)	80,976.79
56855 033_DS SAN YSIDRO MEAS U	97606 SAN YSIDRO MEAS U 2020A	0.00	506,800.00	0.00	506,800.00	(506,800.00)	100,919.40
56856 033_DS SAN YSIDRO MEAS T	97607 SAN YSIDRO MEAS T 2020A	0.00	416,911.48	0.00	416,911.48	(416,911.48)	75,291.38
56857 023_DS NATIONAL ELEM 201	97622 NATIONAL ELEM 2016A	0.00	238,289.00	0.00	238,289.00	(238,289.00)	30,675.98
56858 015_DS ESCONDIDO ELEM 20	97623 ESCONDIDO ELEM 2021 REF	0.00	1,012,214.40	0.00	1,012,214.40	(1,012,214.40)	146,417.45
56859 020_DS LA MESA SPRNG VLY	97634 LA MESA SPRING VALLEY 2020A	0.00	785,400.00	0.00	785,400.00	(785,400.00)	94,557.43
56860 015_DS ESCONDIDO UN ESD	97647 ESCONDIDO UN ESD 2014D	0.00	370,700.00	0.00	370,700.00	(370,700.00)	119,005.33
56861 010_DS DEHESA ESD 2012B	97648 DEHESA ESD 2012B	0.00	5,512.50	0.00	5,512.50	(5,512.50)	1,096.90
56862 010_DS DEHESA ESD 2022A	97649 DEHESA ESD 2022A REF	0.00	35,691.25	0.00	35,691.25	(35,691.25)	7,107.77
56863 010_DS DEHESA ESD 2022B	97650 DEHESA ESD 2022B REF	0.00	26,093.00	0.00	26,093.00	(26,093.00)	4,727.26
56864 010_DS DEHESA ESD 2022C	97651 DEHESA ESD 2022C REF	0.00	8,915.00	0.00	8,915.00	(8,915.00)	1,268.91
56865 015_DS ESCONDIDO ESD 201	97665 ESCONDIDO ESD 2014E	0.00	1,007,900.00	0.00	1,007,900.00	(1,007,900.00)	58,667.73
56866 011_DS DEL MAR ESD 2022B	95714 DEL MAR ESD 2022B	0.00	3,260,000.00	0.00	3,260,000.00	(3,260,000.00)	415,392.06
56867 021_DS LEMON GROVE ESD 2	97657 LEMON GROVE ESD 2022 REF	0.00	354,766.80	0.00	354,766.80	(354,766.80)	41,893.42
56868 021_DS LEMON GROVE ESD 2	97678 LEMON GROVE ESD 2022A	0.00	621,250.00	0.00	621,250.00	(621,250.00)	60,166.87
56869 023_DS NATIONAL ESD 2016	97659 NATIONAL ESD 2016B	0.00	208,243.75	0.00	208,243.75	(208,243.75)	54,543.14
56870 035_DS SOUTH BAY USD 201	97660 SOUTH BAY USD 2018A	0.00	406,050.00	0.00	406,050.00	(406,050.00)	78,475.27
56871 035_DS SOUTH BAY ESD 200	97661 SOUTH BAY ESD 2006C	0.00	177,000.00	0.00	177,000.00	(177,000.00)	40,499.63
56872 035_DS SOUTH BAY ESD 202	97672 SOUTH BAY ESD 2023 REF	0.00	778,125.00	0.00	778,125.00	(778,125.00)	91,326.49
56873 035_DS SOUTH BAY USD 202	97702 SOUTH BAY USD 2024A	0.00	0.00	0.00	0.00	0.00	727,793.92
56874 011_DS DEL MAR USD 2024C	95715 DEL MAR USD 2024C	0.00	574,900.00	0.00	574,900.00	(574,900.00)	253,849.30
56875 006_DS CAJON VALLEY ESD	97655 CAJON VALLEY ESD 2022REF	0.00	1,159,500.00	0.00	1,159,500.00	(1,159,500.00)	376,050.82
56876 006_DS CAJON VALLEY ESD	97656 CAJON VALLEY ESD 2023REF	0.00	6,481,375.00	0.00	6,481,375.00	(6,481,375.00)	363,261.65
56877 033_DS SAN YSIDRO MEAS U	95847 SAN YSIDRO MEAS U 2020B	0.00	1,457,050.00	0.00	1,457,050.00	(1,457,050.00)	279,107.44
56878 033_DS SAN YSIDRO MEAS T	95848 SAN YSIDRO MEAS T 2020B	0.00	1,501,175.00	0.00	1,501,175.00	(1,501,175.00)	265,015.92
56879 033_DS SAN YSIDRO ESD 20	95850 SAN YSIDRO ESD 2024 REF	0.00	382,700.00	0.00	382,700.00	(382,700.00)	21,231.68
56880 020_DS LA MESA-SV ESD 20	95730 LA MESA-SV ESD 2020B	0.00	2,022,500.00	0.00	2,022,500.00	(2,022,500.00)	296,061.97
56881 006_DS CAJON VALLEY ESD	97691 CAJON VALLEY ESD 2024REF	0.00	1,333,625.00	0.00	1,333,625.00	(1,333,625.00)	177,500.25
56882 020_DS LA MESA-SV ESD 20	95731 LA MESA-SV ESD 2020C	0.00	1,389,725.00	0.00	1,389,725.00	(1,389,725.00)	131,641.97
56884 023_DS NATIONAL ESD 2016	97697 NATIONAL ESD 2016C	0.00	450,000.00	0.00	450,000.00	(450,000.00)	58,282.40
56886 032_DS SANTEE ESD 2025A	97705 SANTEE ESD 2025A REF	0.00	177,304.86	0.00	177,304.86	(177,304.86)	420,438.72
56888 014_DS ENCINITAS ESD 202	97707 ENCINITAS ESD 2025A	0.00	700,000.02	0.00	700,000.02	(700,000.02)	747,252.88
56890 033_DS SAN YSIDRO ESD 20	95857 SAN YSIDRO ESD 2025A REF	0.00	0.00	0.00	0.00	0.00	69,195.06
56891 033_DS SAN YSIDRO MEAS T	95858 SAN YSIDRO MEAS T 2020C	0.00	0.00	0.00	0.00	0.00	34,570.47
56892 033_DS SAN YSIDRO MEAS U	95859 SAN YSIDRO MEAS U 2020C	0.00	0.00	0.00	0.00	0.00	32,038.00
56895 066_DS WARNER USD 2025A	95862 WARNER USD 2025A	0.00	0.00	0.00	0.00	0.00	169,941.19
56898 021_DS LEMON GROVE ESD 2	97725 LEMON GROVE ESD 2024A MEAS	0.00	0.00	0.00	0.00	0.00	593,881.75
56899 021_DS LEMON GROVE ESD 2	97726 LEMON GROVE ESD 2024A MEAS	0.00	0.00	0.00	0.00	0.00	593,881.56
56900 021_DS LEMON GROVE ESD 2	97727 LEMON GROVE ESD 2022B MEAS	0.00	0.00	0.00	0.00	0.00	1,149,803.66
57520 040_DS ESCONDIDO HIGH 19	95824 ESCONDIDO HIGH 1999A REF	0.00	0.00	0.00	0.00	0.00	0.92
57521 040_DS ESCONDIDO UN HI 2	97412 ESCONDIDO UN HI 2008 ELEC 20C	0.00	7,804,906.25	0.00	7,804,906.25	(7,804,906.25)	821,997.61
57522 040_DS ESCONDIDO UN HI 2	97415 ESCONDIDO UN HI 2008 ELEC 20C	0.00	0.00	0.00	0.00	0.00	5,245.24
57523 040_DS ESCONDIDO UHSD 20	97447 ESCONDIDO UHSD 2008C	0.00	320,593.75	0.00	320,593.75	(320,593.75)	45,894.75
57531 042_DS GROSSMONT UNION H	95827 GROSSMONT UNION HIGH 2004	0.00	5,380,000.00	0.00	5,380,000.00	(5,380,000.00)	650,754.60
57532 042_DS GROSSMONT UNION H	95829 GROSSMONT UNION HIGH 2006	0.00	12,360,000.00	0.00	12,360,000.00	(12,360,000.00)	1,522,902.62
57533 042_DS GROSSMONT UNION H	97395 GROSSMONT UNION HIGH 2008	0.00	5,210,000.00	0.00	5,210,000.00	(5,210,000.00)	720,181.69
57534 042_DS GROSSMONT UNION H	97406 GROSSMONT UNION HIGH 2008A	0.00	0.00	0.00	0.00	0.00	0.06
57535 042_DS GROSSMONT UNION H	97424 GROSSMONT UNION HIGH ELEC :	0.00	0.00	0.00	0.00	0.00	0.06
57536 042_DS GROSSMONT UNION H	97434 GROSSMONT UNION HIGH ELEC :	0.00	0.00	0.00	0.00	0.00	0.25

PERIODIC FINANCIAL STATEMENT - SCHEDULE OF REVENUES AND EXPENDITURES BY FUND AND ORGANIZATIONAL UNIT - GL041

Date:08-DEC-2025 12:49:54

COSD

Current Period: NOV-25

Currency: USD

No specific FUND requested

FUND	ORG	REVISED BUDGET	EXPENDITURES	ENCUMBRANCES	EXPENDITURES & ENCUMBRANCES	REMAINING BUDGET	REVENUE
57537 042_DS GROSSMONT UNION H	97436 GROSSMONT UNION HIGH ELEC :	0.00	25,674,601.05	0.00	25,674,601.05	(25,674,601.05)	22,716,968.85
57538 042_DS GROSSMONT UHSD 20	97445 GROSSMONT UHSD 2004 ELEC 2(	0.00	0.00	0.00	0.00	0.00	0.03
57540 043_DS JULIAN UNION HS 1	95828 JULIAN UNION HI 1998A	0.00	0.00	0.00	0.00	0.00	0.42
57541 042_DS GROSSMONT UHSD 20	97459 GROSSMONT UHSD 2012 REF	0.00	0.00	0.00	0.00	0.00	11,105.14
57542 043_DS JULIAN UHSD 2010E	95833 JULIAN UHSD 2010ELEC 2013A	0.00	238,456.25	0.00	238,456.25	(238,456.25)	35,971.22
57543 042_DS GROSSMONT UHSD 20	97481 GROSSMONT UHSD 2013 2006E	0.00	0.00	0.00	0.00	0.00	0.03
57544 042_DS GROSSMONT UHSD 20	97499 GROSSMONT UHSD 2015 2006F P	0.00	612,744.44	0.00	612,744.44	(612,744.44)	55,219.53
57545 042_DS GROSSMONT UHSD 20	97511 GROSSMONT UHSD 2016 REF	0.00	748,453.13	0.00	748,453.13	(748,453.13)	(56,660.07)
57546 042_DS GROSSMONT UHSD 20	97521 GROSSMONT UHSD 2016 REF	0.00	3,450,150.00	0.00	3,450,150.00	(3,450,150.00)	584,250.25
57547 042_DS GROSSMONT UHSD SI	97520 GROSSMONT UHSD SINKING DEF	0.00	21,990,000.00	0.00	21,990,000.00	(21,990,000.00)	70,780.93
57548 042_DS GROSSMONT UHSD 20	97539 GROSSMONT UHSD 2016B REF	0.00	1,548,775.00	0.00	1,548,775.00	(1,548,775.00)	324,160.90
57549 042_DS GROSSMONT UHSD EL	97544 GROSSMONT UHSD ELEC 2006 2(	0.00	1,179,700.00	0.00	1,179,700.00	(1,179,700.00)	167,278.50
57551 045_DS SAN DIEGUITO UHSD	95831 SAN DIEGUITO UHSD 2012	0.00	0.00	0.00	0.00	0.00	50,487.78
57553 045_DS SAN DIEGUITO UHSD	95835 SAN DIEGUITO UHSD 2012B-2	0.00	1,515,512.50	0.00	1,515,512.50	(1,515,512.50)	56,156.31
57555 045_DS SAN DIEGUITO UHSD	95837 SAN DIEGUITO UHSD 2012C-2	0.00	2,568,806.25	0.00	2,568,806.25	(2,568,806.25)	588,949.68
57556 042_DS GROSSMONT UHSD EL	97545 GROSSMONT UHSD ELEC 2016 2(	0.00	1,310,950.00	0.00	1,310,950.00	(1,310,950.00)	245,877.68
57557 042_DS GROSSMONT UHSD 20	97557 GROSSMONT UHSD 2008 2017H-1	0.00	0.00	0.00	0.00	0.00	0.02
57558 042_DS GROSSMONT UHSD 20	97558 GROSSMONT UHSD 2008 2017H-2	0.00	377,418.76	0.00	377,418.76	(377,418.76)	67,538.19
57559 046_DS SWEETWATER UNION	97375 SWEETWATER UNION DS 2000A	0.00	2,083,005.00	0.00	2,083,005.00	(2,083,005.00)	74,356.22
57562 046_DS SWEETWATER UN HIG	97379 SWEETWATER UN HIGH 2000C	0.00	8,995,000.00	0.00	8,995,000.00	(8,995,000.00)	349,037.78
57563 046_DS SWEETWATER UNION	97383 SWEETWATER UNION HIGH 2007	0.00	0.00	0.00	0.00	0.00	0.06
57564 046_DS SWEETWATER UHSD 2	97490 SWEETWATER UHSD 2014 REF B(	0.00	4,695,500.00	0.00	4,695,500.00	(4,695,500.00)	231,882.85
57565 046_DS SWEETWATER UHSD 2	97518 SWEETWATER UHSD 2016 REF B(	0.00	3,866,675.00	0.00	3,866,675.00	(3,866,675.00)	665,858.09
57566 046_DS SWEETWATER UHSD 2	97519 SWEETWATER UHSD 2006 ELEC :	0.00	5,897,803.14	0.00	5,897,803.14	(5,897,803.14)	677,201.60
57567 041_DS FALLBROOK UNION H	95838 FALLBROOK UNION HIGH 2017A	0.00	256,906.25	0.00	256,906.25	(256,906.25)	39,205.83
57568 046_DS SWEETWATER UHSD 2	97569 SWEETWATER UHSD 2006 2016C	0.00	552,150.00	0.00	552,150.00	(552,150.00)	110,039.14
57569 061_DS POWAY SFID2002-1	97591 POWAY USD SFID 2002-1 2019 RE	0.00	5,194,651.23	0.00	5,194,651.23	(5,194,651.23)	747,739.77
57570 061_DS POWAY USD 2008B	97448 POWAY USD 2008B	0.00	0.00	0.00	0.00	0.00	131.64
57571 061_DS POWAY USD SFID 20	97449 POWAY USD SFID 2002-1 2011 RE	0.00	0.00	0.00	0.00	0.00	11.85
57572 061_DS POWAY USD SFID 20	97489 POWAY USD SFID 2002-1B 2014 R	0.00	7,623,425.00	0.00	7,623,425.00	(7,623,425.00)	504,535.06
57574 042_DS GROSSMONT UHSD 20	97559 GROSSMONT UHSD 2017 REF	0.00	591,200.00	0.00	591,200.00	(591,200.00)	161,502.36
57576 045_DS SAN DIEGUITO UHSD	95840 SAN DIEGUITO UHSD 2012D-2	0.00	363,700.00	0.00	363,700.00	(363,700.00)	100,968.54
57577 042_DS GROSSMT UHSD 2016	97571 GROSSMT UHSD 2016 2016B	0.00	1,160,125.00	0.00	1,160,125.00	(1,160,125.00)	239,684.29
57578 042_DS GROSSMT 2016 2019	97564 GROSSMT 2016 2019C MEAS BB	0.00	940,250.00	0.00	940,250.00	(940,250.00)	201,181.20
57579 042_DS GROSSMT 2008 2019	97585 GROSSMT 2008 2019I PROP U	0.00	263,900.00	0.00	263,900.00	(263,900.00)	61,088.73
57580 042_DS GROSSMT PROP U 20	97602 GROSSMT PROP U 2020 REF	0.00	681,750.00	0.00	681,750.00	(681,750.00)	145,280.30
57581 045_DS SAN DIEGUITO UHSD	97603 SAN DIEGUITO UHSD 2020 REF	0.00	8,159,072.60	0.00	8,159,072.60	(8,159,072.60)	1,304,764.62
57582 041_DS FALLBROOK UHSD 20	95841 FALLBROOK UHSD 2020 B	0.00	202,315.63	0.00	202,315.63	(202,315.63)	40,003.34
57583 042_DS GROSSMT 2008 PROP	97609 GROSSMT 2008 PROP U 2020J	0.00	429,537.51	0.00	429,537.51	(429,537.51)	53,120.63
57584 042_DS GROSSMONT UHSD 20	97637 GROSSMONT UHSD 2021K	0.00	0.00	0.00	0.00	0.00	56.38
57585 045_DS SAN DIEGUITO UHSD	97628 SAN DIEGUITO UHSD 2021 REF	0.00	763,944.95	0.00	763,944.95	(763,944.95)	151,250.22
57586 045_DS SAN DIEGUITO UHSD	97629 SAN DIEGUITO UHSD 2021E-1	0.00	0.00	0.00	0.00	0.00	2,872.81
57587 045_DS SAN DIEGUITO UHSD	97630 SAN DIEGUITO UHSD 2021E-2	0.00	1,064,993.75	0.00	1,064,993.75	(1,064,993.75)	292,537.97
57588 041_DS FALLBROOK UHSD 20	95842 FALLBROOK UHSD 2022C	0.00	641,775.00	0.00	641,775.00	(641,775.00)	94,072.56
57589 042_DS GROSSMONT UHSD 20	95849 GROSSMONT UHSD 2022L	0.00	593,750.00	0.00	593,750.00	(593,750.00)	139,414.03
57590 046_DS SWEETWATER UHSD 2	97666 SWEETWATER UHSD 2022A	0.00	10,896,350.00	0.00	10,896,350.00	(10,896,350.00)	1,140,268.51
57591 046_DS SWEETWATER USHD 2	97667 SWEETWATER UHSD 2022D	0.00	1,053,750.00	0.00	1,053,750.00	(1,053,750.00)	197,113.85
57592 046_DS SWEETWATER UHSD 2	97695 SWEETWATER UHSD 2024 REF	0.00	4,126,875.00	0.00	4,126,875.00	(4,126,875.00)	5,590,281.70
57593 046_DS SWEETWATER UHSD 2	97800 SWEETWATER UHSD 2025A-1	0.00	855,670.67	0.00	855,670.67	(855,670.67)	2,680.99
57594 046_DS SWEETWATER UHSD 2	97801 SWEETWATER UHSD 2025A-2	0.00	802,614.72	0.00	802,614.72	(802,614.72)	1,279,740.60
57595 042_DS GROSSMONT UHSD 20	95851 GROSSMONT UHSD 2024A REF	0.00	2,171,000.00	0.00	2,171,000.00	(2,171,000.00)	2,568,897.58
57596 042_DS GROSSMONT UHSD 20	95852 GROSSMONT UHSD 2024B REF	0.00	34,640.00	0.00	34,640.00	(34,640.00)	45,932.43
57598 045_DS SAN DIEGUITO UHSD	97703 SAN DIEGUITO UHSD 2025 REF	0.00	1,511,260.41	0.00	1,511,260.41	(1,511,260.41)	1,989,948.05
57599 046_DS SWEETWATER UHSD 2	97802 SWEETWATER UHSD 2025A-3	0.00	121,666.67	0.00	121,666.67	(121,666.67)	89,129.85

PERIODIC FINANCIAL STATEMENT - SCHEDULE OF REVENUES AND EXPENDITURES BY FUND AND ORGANIZATIONAL UNIT - GL041

Date:08-DEC-2025 12:49:54

COSD
Current Period: NOV-25

Currency: USD
No specific FUND requested

FUND	ORG	REVISED BUDGET	EXPENDITURES	ENCUMBRANCES	EXPENDITURES & ENCUMBRANCES	REMAINING BUDGET	REVENUE
58490 053_DS GROSS CUY CC 2021	97626 GROSS CUY CC 2021C	0.00	1,381,850.00	0.00	1,381,850.00	(1,381,850.00)	367,882.42
58491 053_DS GROSS CUY CC 2021	97627 GROSS CUY CC 2021 REF	0.00	2,608,758.95	0.00	2,608,758.95	(2,608,758.95)	350,837.27
58492 053_DS GROSS CUY CC 2018	95023 GROSS CUY CC 2018 REF	0.00	0.00	0.00	0.00	0.00	220,599.06
58493 053_DS GROSS CUY CC 2018	95018 GROSS CUY CC 2018B	0.00	2,648,300.00	0.00	2,648,300.00	(2,648,300.00)	619,636.39
58494 053_DS GROSS CUY CC 2013	95017 GROSS CUY CC 2013 REF BONDS	0.00	0.00	0.00	0.00	0.00	13,028.07
58495 053_DS GROSS CUY CC 2012	95016 GROSS CUY CC 2012 ELEC 2013A	0.00	0.00	0.00	0.00	0.00	3,447.65
58496 053_DS GROSS CUY COMM CO	95013 GROSS CUY COMM COLL 2008C	0.00	19,060,000.00	0.00	19,060,000.00	(19,060,000.00)	1,667,291.14
58497 053_DS GROSS CUY COMM CO	95014 GROSS CUY COMM COLL 2008 RE	0.00	0.00	0.00	0.00	0.00	0.04
58502 055_DS SOUTHWESTERN CC 2	95001 SOUTHWESTERN CC 2004	0.00	4,175,000.00	0.00	4,175,000.00	(4,175,000.00)	974,667.65
58503 055_DS SOUTHWESTERN CC R	95011 SOUTHWESTERN CC REF 2005B	0.00	0.00	0.00	0.00	0.00	0.09
58504 055_DS SOUTHWESTERN CC P	97413 SOUTHWESTERN CC PROP R 20C	0.00	0.00	0.00	0.00	0.00	0.02
58505 055_DS SOUTHWESTERN CC 2	97414 SOUTHWESTERN CC 2008 ELEC :	0.00	0.00	0.00	0.00	0.00	0.07
58506 055_DS SOUTHWESTERN CC 2	97420 SOUTHWESTERN CC 2008 ELEC :	0.00	0.00	0.00	0.00	0.00	6,125.61
58508 055_DS SOUTHWESTERN CC 2	97496 SOUTHWESTERN CC 2015 REF	0.00	3,966,750.00	0.00	3,966,750.00	(3,966,750.00)	146,572.20
58509 055_DS SOUTHWESTERN CC 2	97502 SOUTHWESTERN CC 2008 ELEC :	0.00	0.00	0.00	0.00	0.00	1.56
58510 055_DS SOUTHWESTERN CC 2	97536 SOUTHWESTERN CC 2016 REF A	0.00	0.00	0.00	0.00	0.00	1.58
58511 055_DS SOUTHWESTERN CC 2	97537 SOUTHWESTERN CC 2016 REF B	0.00	4,221,650.00	0.00	4,221,650.00	(4,221,650.00)	613,507.15
58512 055_DS SOUTHWESTERN CC 2	97553 SOUTHWESTERN CC 2016 ELEC :	0.00	2,585,871.88	0.00	2,585,871.88	(2,585,871.88)	541,501.75
58513 055_DS SOUTHWESTERN CC P	97614 SOUTHWESTERN CC PROP R 202	0.00	2,505,415.52	0.00	2,505,415.52	(2,505,415.52)	297,881.04
58514 055_DS SOUTHWESTERN CC P	97615 SOUTHWESTERN CC PROP R 202	0.00	1,441,525.00	0.00	1,441,525.00	(1,441,525.00)	206,407.12
58515 055_DS SOUTHWESTERN CC M	97616 SOUTHWESTERN CC MEAS Z 202	0.00	770,725.00	0.00	770,725.00	(770,725.00)	137,383.02
58516 055_DS SOUTHWESTERN CC 2	97624 SOUTHWESTERN CC 2021 REF	0.00	2,701,752.83	0.00	2,701,752.83	(2,701,752.83)	590,269.03
58517 055_DS SOUTHWESTERN CC 2	97625 SOUTHWESTERN CC 2021C	0.00	1,065,184.38	0.00	1,065,184.38	(1,065,184.38)	201,342.39
58518 052_DS PALOMAR CC DS 200	95022 PALOMAR CC DS 2006D	0.00	4,078,212.50	0.00	4,078,212.50	(4,078,212.50)	804,031.50
58519 052_DS PALOMAR CC DS 200	95019 PALOMAR CC DS 2006C	0.00	2,260,125.00	0.00	2,260,125.00	(2,260,125.00)	63,758.05
58520 052_DS PALOMAR CC DS 200	95015 PALOMAR CC DS 2006A	0.00	0.00	0.00	0.00	0.00	0.03
58521 052_DS PALOMAR CC DS 200	97422 PALOMAR CC DS 2006B	0.00	5,030,000.00	0.00	5,030,000.00	(5,030,000.00)	773,918.17
58522 052_DS PALOMAR CC 2015 G	97491 PALOMAR CC 2015 GO REF BONI	0.00	0.00	0.00	0.00	0.00	239,680.37
58523 052_DS PALOMAR CC 2017 R	97548 PALOMAR CC 2017 REF	0.00	2,218,800.00	0.00	2,218,800.00	(2,218,800.00)	463,467.18
58524 052_DS PALOMAR CC 2020 R	97621 PALOMAR CC 2020 REF	0.00	4,913,411.41	0.00	4,913,411.41	(4,913,411.41)	793,453.07
58525 052_DS_PALOMAR CC 2021 G	97636 PALOMAR CC 2021 GO REF BONI	0.00	3,114,678.58	0.00	3,114,678.58	(3,114,678.58)	1,354,184.80
58535 054_DS MIRACOSTA CC 2016	97555 MIRACOSTA CC 2016A	0.00	2,063,325.00	0.00	2,063,325.00	(2,063,325.00)	478,557.81
58536 054_DS MIRACOSTA CC 2016	97604 MIRACOSTA CC 2016B	0.00	5,590,521.88	0.00	5,590,521.88	(5,590,521.88)	1,340,246.19
58537 054_DS MIRACOSTA CCD 201	97652 MIRACOSTA CCD 2016C	0.00	6,025,118.76	0.00	6,025,118.76	(6,025,118.76)	1,142,914.26
58540 055_DS SOUTHWESTERN CC 2	97641 SOUTHWESTERN CC 2021D	0.00	4,273,925.00	0.00	4,273,925.00	(4,273,925.00)	850,045.76
58541 055_DS SOUTHWESTERN CC 2	97642 SOUTHWESTERN CC 2021F	0.00	1,696,625.00	0.00	1,696,625.00	(1,696,625.00)	331,303.64
58542 055_DS SOUTHWESTERN CC 2	97701 SOUTHWESTERN CC 2025A	0.00	0.00	0.00	0.00	0.00	6,697,387.83
58553 060_DS SAN DIEGO COMM CO	97408 SAN DIEGO COMM COLL PROP S	0.00	0.00	0.00	0.00	0.00	34.47
58554 060_DS SAN DIEGO COMM CO	97441 SAN DIEGO COMM COLL 2011 RE	0.00	0.00	0.00	0.00	0.00	2.33
58555 060_DS SAN DIEGO COMM CO	97442 SAN DIEGO COMM COLL 2006 ELI	0.00	0.00	0.00	0.00	0.00	4.87
58556 060_DS SAN DIEGO COMM CO	97443 SAN DIEGO COMM COLL 2002 ELI	0.00	0.00	0.00	0.00	0.00	3,255.40
58557 060_DS SAN DIEGO CC 2012	97453 SAN DIEGO COMM COLL 2012 RE	0.00	0.00	0.00	0.00	0.00	459.33
58558 060_DS SDCCD 2006 SERIES	97476 SDCCD 2006 SERIES 2013	0.00	0.00	0.00	0.00	0.00	3,983.79
58559 060_DS SDCCD 2002 SERIES	97477 SDCCD 2002 SERIES 2013	0.00	20,300.00	0.00	20,300.00	(20,300.00)	4,641.82
58560 060_DS SDCCD 2006 SERIES	97540 SDCCD 2006 SERIES 2016	0.00	7,371,400.00	0.00	7,371,400.00	(7,371,400.00)	1,202,438.61
58561 060_DS SDCCD 2016 REF	97541 SDCCD 2016 REF	0.00	23,702,875.00	0.00	23,702,875.00	(23,702,875.00)	3,553,239.33
58562 060_DS SDCC2019REF PROPN	97589 SDCCD 2019 REF PROPS N&S SEI	0.00	30,421,901.21	0.00	30,421,901.21	(30,421,901.21)	3,277,044.74
58563 060_DS SDCC2019REF PROPN	97590 SDCCD 2019 REF PROPS N&S SEI	0.00	3,108,242.49	0.00	3,108,242.49	(3,108,242.49)	943,344.20
58564 060_DS SDCCD 2021 REF	97645 SDCCD 2021 REF	0.00	13,918,683.73	0.00	13,918,683.73	(13,918,683.73)	2,295,733.26
58565 060_DS SDCCD 2024 REF	97653 SDCCD 2024 REF	0.00	3,942,325.00	0.00	3,942,325.00	(3,942,325.00)	833,473.32
58566 060_DS SDCCD SERIES 2025	97698 SDCCD SERIES 2025 A-1	0.00	17,224,272.78	0.00	17,224,272.78	(17,224,272.78)	568,824.50
58567 060_DS SDCCD SERIES 2025	97699 SDCCD SERIES 2025 A-2	0.00	4,610,863.19	0.00	4,610,863.19	(4,610,863.19)	5,938,107.06
58570 061_DS POWAY USD 2025 RE	97700 POWAY USD 2025 REF	0.00	8,860,250.00	0.00	8,860,250.00	(8,860,250.00)	8,588,294.92

PERIODIC FINANCIAL STATEMENT - SCHEDULE OF REVENUES AND EXPENDITURES BY FUND AND ORGANIZATIONAL UNIT - GL041

Date:08-DEC-2025 12:49:54

COSD
Current Period: NOV-25

Currency: USD
No specific FUND requested

FUND	ORG	REVISED BUDGET	EXPENDITURES	ENCUMBRANCES	EXPENDITURES & ENCUMBRANCES	REMAINING BUDGET	REVENUE
REPORT TOTAL		11,327,664,316.55	4,229,880,117.84	3,074,990,002.94	7,304,870,120.78	4,022,794,195.77	1,880,801,788.71

PERIODIC FINANCIAL STATEMENT - SCHEDULE OF REVENUES AND EXPENDITURES BY FUND AND ORGANIZATIONAL UNIT - GL041

Date:08-DEC-2025 12:49:54

COSD
Current Period: NOV-25

Currency: USD
No specific FUND requested

FUND	ORG	REVISED BUDGET	EXPENDITURES	ENCUMBRANCES	EXPENDITURES & ENCUMBRANCES	REMAINING BUDGET	REVENUE
10100 GENERAL FUND		7,804,886,648.59	2,248,037,952.52	2,184,744,218.59	4,432,782,171.11	3,372,104,477.48	765,756,345.18
11100 ROAD FUND		463,590,153.75	68,007,762.51	126,034,370.43	194,042,132.94	269,548,020.81	62,914,250.54
12020 CSHAF GILLESPIE HOUSING		25,000.00	2,053.36	0.00	2,053.36	22,946.64	9,923.30
12022 CSHAF USDRIP HOUSING		3,500.00	0.80	0.00	0.80	3,499.20	4,271.86
12150 S D COUNTY LIGHT MAINT D		3,030,603.16	850,567.27	778,744.88	1,629,312.15	1,401,291.01	316,018.30
12200 COUNTY LIBRARY		74,384,360.23	26,598,973.37	8,908,664.40	35,507,637.77	38,876,722.46	7,294,505.52
12250 SHERF ASSET FORFEIT PRGM		2,581,353.57	263,636.98	1,224,603.25	1,488,240.23	1,093,113.34	989,891.51
12251 SHERF ASSET FORFEIT US T		2,000,000.00	942.88	0.00	942.88	1,999,057.12	754,369.53
12252 SHERF ASSET FORFEIT STAT		2,400,000.00	6,577.16	0.00	6,577.16	2,393,422.84	167,479.48
12300 DA ASSET FORFEIT FEDERAL		2,153,112.38	27,592.12	400,000.00	427,592.12	1,725,520.26	109,070.29
12325 DA ASSET FORFEIT US TREA		50,000.00	0.00	0.00	0.00	50,000.00	14,319.24
12350 DA ASSET FORFEIT STATE		354,169.13	0.00	49,702.39	49,702.39	304,466.74	48,529.79
12450 PROB ASSET FORFEIT PROG		100,000.00	0.00	0.00	0.00	100,000.00	1,918.78
12451 PROB ASSET FORFEIT US TR		0.00	0.00	0.00	0.00	0.00	5.00
12452 PROB ASSET FORFEIT STATE		0.00	0.00	0.00	0.00	0.00	143.89
12500 SHERIFFS INCARC PPLS WEL		8,710,281.18	997,743.79	345,735.68	1,343,479.47	7,366,801.71	536,676.21
12550 WARD WELFARE FUND		2,000.00	0.00	0.00	0.00	2,000.00	8,360.23
12555 PUB SAFETY PROP 172 SP R		411,405,664.66	130,787,509.01	648,022.16	131,435,531.17	279,970,133.49	63,240,787.01
12580 TOBACCO SECURITIZATION S		35,514,624.00	37,439.27	0.00	37,439.27	35,477,184.73	459,452.91
12650 INACTIVE WASTE SITE MGMT		8,273,084.49	1,070,436.09	2,623,239.91	3,693,676.00	4,579,408.49	107,138.28
12675 WASTE PLANNING AND RECYC		7,862,571.42	1,431,799.27	2,150,072.36	3,581,871.63	4,280,699.79	1,459,619.82
12700 HILLSBOROUGH LNDFL MAINT		0.00	0.00	0.00	0.00	0.00	0.54
12750 DUCK POND LANDFILL CLEAN		14,669.00	0.00	0.00	0.00	14,669.00	3,135.45
12760 IHS PUBLIC AUTHORITY SPR		57,470,255.00	26,134,910.10	386,226.90	26,521,137.00	30,949,118.00	28,147,577.30
13004 PLD AREA 4 LINCOLN ACRES		2,014,200.00	0.00	300.00	300.00	2,013,900.00	145.52
13015 PLD AREA 15 SWEETWATER		2,000.00	0.00	0.00	0.00	2,000.00	2.83
13016 PLD AREA 16 OTAY		0.00	0.00	0.00	0.00	0.00	4.14
13019 PLD AREA 19 JAMUL		300.00	0.00	0.00	0.00	300.00	44.80
13020 PLD AREA 20 SPRING VALLE		1,000.00	0.00	1,000.00	1,000.00	0.00	108.55
13025 PLD AREA 25 LAKESIDE		5,000.00	0.00	0.00	0.00	5,000.00	23,356.52
13026 PLD AREA 26 CREST		1,000.00	0.00	750.00	750.00	250.00	1,696.39
13027 PLD AREA 27 ALPINE		4,000.00	0.00	0.00	0.00	4,000.00	3,963.76
13028 PLD AREA 28 RAMONA		243,835.14	223,257.78	20,077.36	243,335.14	500.00	6,905.80
13029 PLD AREA 29 ESCONDIDO		875,905.00	0.00	874,905.00	874,905.00	1,000.00	6,825.90
13030 PLD AREA 30 SAN MARCOS		918,158.00	0.00	916,158.00	916,158.00	2,000.00	9,651.12
13031 PLD AREA 31 SAN DIEGUITO		4,067,622.00	0.00	4,067,622.00	4,067,622.00	0.00	51,201.19
13032 PLD AREA 32 CARLSBAD		2,000.00	0.00	0.00	0.00	2,000.00	450.62
13035 PLD AREA 35 FALLBROOK		10,800.00	0.00	0.00	0.00	10,800.00	519.09
13036 PLD AREA 36 BONSALL		4,000.00	0.00	4,000.00	4,000.00	0.00	1,380.54
13037 PLD AREA 37 VISTA		901,727.19	0.00	900,727.19	900,727.19	1,000.00	9,066.40
13038 PLD AREA 38 VALLEY CENTE		40,475.92	1,309.82	38,166.10	39,475.92	1,000.00	759.02
13039 PLD AREA 39 PAUMA VALLEY		1,000.00	0.00	200.00	200.00	800.00	5,615.46
13040 PLD AREA 40 PALOMAR JULI		693,342.00	66,567.15	359,492.50	426,059.65	267,282.35	3,361.46
13041 PLD AREA 41 MTN EMPIRE		500.00	0.00	500.00	500.00	0.00	1,676.85
13042 PLD AREA 42 ANZA BORREGO		1,000.00	0.00	1,000.00	1,000.00	0.00	1,046.55
13043 PLD AREA 43 CENTRAL MTN		300.00	0.00	0.00	0.00	300.00	249.47
13044 PLD AREA 44 OCEANSIDE		0.00	0.00	0.00	0.00	0.00	43.57
13045 PLD AREA 45 VALLE DE ORO		500.00	0.00	300.00	300.00	200.00	182.97
13049 PLD ADMINISTRATIVE FEE		751,000.00	15,411.17	25,824.89	41,236.06	709,763.94	40,071.73
13050 PLD ALPINE IMPRV IMPACT		0.00	0.00	0.00	0.00	0.00	39,331.49
13052 PLD BONSALL IMPRV IMPACT		0.00	0.00	0.00	0.00	0.00	63,770.90
13053 PLD CENTRL MTN IMPRV IMP		0.00	0.00	0.00	0.00	0.00	6,141.46
13054 PLD COUNTY ISL IMPRV IMP		0.00	0.00	0.00	0.00	0.00	4,623.97
13055 PLD CRESTDEHESA IMPV IMP		0.00	0.00	0.00	0.00	0.00	65,581.52

PERIODIC FINANCIAL STATEMENT - SCHEDULE OF REVENUES AND EXPENDITURES BY FUND AND ORGANIZATIONAL UNIT - GL041

Date:08-DEC-2025 12:49:54

COSD

Current Period: NOV-25

Currency: USD

No specific FUND requested

FUND	ORG	REVISED BUDGET	EXPENDITURES	ENCUMBRANCES	EXPENDITURES & ENCUMBRANCES	REMAINING BUDGET	REVENUE
13056 PLD DESERT IMPRV IMPACT		0.00	0.00	0.00	0.00	0.00	13,684.19
13057 PLD FALLBROOK IMPRV IMPA		0.00	0.00	0.00	0.00	0.00	150,806.01
13058 PLD JAMUL IMPRV IMPACT F		0.00	0.00	0.00	0.00	0.00	44,723.96
13059 PLD JULIAN IMPRV IMPACT		55,000.00	0.00	55,000.00	55,000.00	0.00	2,158.83
13060 PLD LAKESIDE IMPRV IMPAC		0.00	0.00	0.00	0.00	0.00	259,722.61
13061 PLD MTN EMPIRE IMPRV IMP		0.00	0.00	0.00	0.00	0.00	19,569.39
13062 PLD NC METRO IMPRV IMPAC		0.00	0.00	0.00	0.00	0.00	183,361.41
13063 PLD N MTN IMPRV IMPACT F		0.00	0.00	0.00	0.00	0.00	13,677.38
13065 PLD PALA PMA IMPRV IMPAC		0.00	0.00	0.00	0.00	0.00	10,698.67
13066 PLD PENDLETON IMPRV IMPA		0.00	0.00	0.00	0.00	0.00	1,175.68
13067 PLD RAINBOW IMPRV IMPACT		0.00	0.00	0.00	0.00	0.00	8,957.85
13068 PLD RAMONA IMPRV IMPACT		0.00	0.00	0.00	0.00	0.00	568,878.60
13069 PLD SAN DGTO IMPRV IMPAC		0.00	0.00	0.00	0.00	0.00	65,984.65
13070 PLD SPRING VY IMPRV IMPA		0.00	0.00	0.00	0.00	0.00	73,706.53
13071 PLD SWEETWATR IMPRV IMPA		0.00	0.00	0.00	0.00	0.00	6,339.48
13072 PLD VALLE DE ORO IMPV IM		0.00	0.00	0.00	0.00	0.00	111,751.28
13073 PLD VALLEY CTR IMPRV IMP		0.00	0.00	0.00	0.00	0.00	68,773.62
13080 PLD ALPINE LAND ACQ IMPA		0.00	0.00	0.00	0.00	0.00	3,225.26
13082 PLD BONSALL LAND ACQ IMP		0.00	0.00	0.00	0.00	0.00	10,719.06
13083 PLD CENTRL MTN LND ACQ I		0.00	0.00	0.00	0.00	0.00	944.72
13084 PLD COUNTY ISL LND ACQ I		0.00	0.00	0.00	0.00	0.00	936.73
13085 PLD CRESTDEHESA LD ACQ I		0.00	0.00	0.00	0.00	0.00	8,244.93
13086 PLD DESERT LAND ACQ IMPA		0.00	0.00	0.00	0.00	0.00	190.53
13087 PLD FALLBROOK LND ACQ IM		0.00	0.00	0.00	0.00	0.00	17,462.14
13088 PLD JAMUL LAND ACQ IMPAC		0.00	0.00	0.00	0.00	0.00	4,691.77
13089 PLD JULIAN LAND ACQ IMPA		0.00	0.00	0.00	0.00	0.00	84.29
13090 PLD LAKESIDE LND ACQ IMP		0.00	0.00	0.00	0.00	0.00	9,768.17
13091 PLD MTN EMPIRE LND ACQ I		0.00	0.00	0.00	0.00	0.00	259.19
13092 PLD NC METRO LND ACQ IMP		0.00	0.00	0.00	0.00	0.00	18,004.82
13093 PLD N MTN LAND ACQ IMPAC		0.00	0.00	0.00	0.00	0.00	504.88
13095 PLD PALA PMA LND ACQ IMP		0.00	0.00	0.00	0.00	0.00	647.55
13096 PLD PENDLETON LND ACQ IM		0.00	0.00	0.00	0.00	0.00	33.79
13097 PLD RAINBOW LAND ACQ IMP		0.00	0.00	0.00	0.00	0.00	216.63
13098 PLD RAMONA LAND ACQ IMPA		0.00	0.00	0.00	0.00	0.00	11,297.81
13099 PLD SAN DGTO LND ACQ IMP		0.00	0.00	0.00	0.00	0.00	35,702.63
13100 PLD SPRING VY LND ACQ IM		0.00	0.00	0.00	0.00	0.00	18,677.92
13101 PLD SWEETWATR LND ACQ IM		0.00	0.00	0.00	0.00	0.00	2,273.14
13102 PLD VALLE DE ORO LD ACQ		0.00	0.00	0.00	0.00	0.00	18,194.50
13103 PLD VALLEY CTR LND ACQ I		0.00	0.00	0.00	0.00	0.00	4,609.24
13112 PLD BONSALL IN LIEU FEE		0.00	0.00	0.00	0.00	0.00	1,351.48
13117 PLD FALLBROOK IN LIEU FE		0.00	0.00	0.00	0.00	0.00	20.90
13120 PLD LAKESIDE IN LIEU FEE		0.00	0.00	0.00	0.00	0.00	13,062.77
13122 PLD NC METRO IN LIEU FEE		0.00	0.00	0.00	0.00	0.00	5,266.40
13128 PLD RAMONA IN LIEU FEE		0.00	0.00	0.00	0.00	0.00	33,804.16
13129 PLD SAN DGTO IN LIEU FEE		0.00	0.00	0.00	0.00	0.00	1,092.71
13130 PLD SPRING VY IN LIEU FE		85,000.00	0.00	85,000.00	85,000.00	0.00	474.82
13131 PLD SWEETWATR IN LIEU FE		0.00	0.00	0.00	0.00	0.00	9.39
13132 PLD VALLE DE ORO IN LIEU		0.00	0.00	0.00	0.00	0.00	435.52
13133 PLD VALLEY CTR IN LIEU F		0.00	0.00	0.00	0.00	0.00	1,148.93
13695 SANCAL 2023 CPH LAB COC		0.00	2,269,778.71	0.00	2,269,778.71	(2,269,778.71)	54,974.53
14005 PRD 6 PAUMA VALLEY		232,479.77	7,637.31	34,110.80	41,748.11	190,731.66	8,774.63
14010 PRD 8 MAGEE ROAD PALA		120,738.00	4,405.18	17,000.00	21,405.18	99,332.82	8,168.04
14015 PRD 9 SANTA FE ZONE B		271,119.00	8,317.36	18,195.88	26,513.24	244,605.76	6,265.18
14020 PRD 10 DAVIS DRIVE		57,675.00	2,175.40	3,312.03	5,487.43	52,187.57	1,345.44

PERIODIC FINANCIAL STATEMENT - SCHEDULE OF REVENUES AND EXPENDITURES BY FUND AND ORGANIZATIONAL UNIT - GL041

Date:08-DEC-2025 12:49:54

COSD
Current Period: NOV-25

Currency: USD
No specific FUND requested

FUND	ORG	REVISED BUDGET	EXPENDITURES	ENCUMBRANCES	EXPENDITURES & ENCUMBRANCES	REMAINING BUDGET	REVENUE
14025 PRD 11 BERNARDO ROAD ZN		67,852.00	2,605.30	3,481.10	6,086.40	61,765.60	4,539.09
14030 PRD 11 BERNARDO ROAD ZN		12,921.00	1,443.01	1,500.00	2,943.01	9,977.99	666.52
14035 PRD 11 BERNARDO ROAD ZN		40,356.94	35,188.96	552.22	35,741.20	4,615.74	1,181.97
14040 PRD 12 LOMAIR		164,332.00	2,429.87	4,500.00	6,929.87	157,402.13	5,294.33
14045 PRD 13 PALA MESA ZONE A		272,591.80	36,521.34	39,002.37	75,523.71	197,068.09	20,112.40
14050 PRD 13 STEWART CANYON ZN		103,193.00	2,705.10	5,500.00	8,205.10	94,987.90	5,985.16
14060 PRD 16 WYNOLA		188,462.00	9,248.56	6,648.12	15,896.68	172,565.32	5,616.93
14070 PRD 18 HARRISON PARK		144,181.00	5,855.71	25,616.01	31,471.72	112,709.28	8,502.92
14080 PRD 20 DAILY ROAD		230,037.00	28,788.02	20,083.06	48,871.08	183,165.92	21,296.38
14085 PRD 21 PAUMA HEIGHTS		639,899.03	36,925.47	352,614.93	389,540.40	250,358.63	12,847.23
14090 PRD 22 WEST DOUGHERTY ST		6,350.00	1,207.34	0.00	1,207.34	5,142.66	497.15
14095 PRD 23 ROCK TERRACE ROAD		25,877.00	1,430.16	4,850.00	6,280.16	19,596.84	1,299.74
14100 PRD 24 MT WHITNEY ROAD		107,781.00	2,320.60	4,724.50	7,045.10	100,735.90	2,147.64
14105 CSA 26 RANCHO SAN DIEGO		387,307.08	31,307.75	75,000.00	106,307.75	280,999.33	62,929.64
14110 CSA 26 COTTONWD VILLG ZN		427,286.86	127,760.78	71,448.83	199,209.59	228,077.27	35,342.56
14115 CSA 26 MONTE VISTA ZN B		273,354.36	72,381.55	34,444.99	106,826.54	166,527.82	21,613.27
14118 CSA 26 SD LANDSCAPE MAIN		188,970.00	146,581.45	0.00	146,581.45	42,388.55	28,303.23
14119 LMD ZONE 2 JULIAN		113,159.54	13,503.40	0.00	13,503.40	99,656.14	13,609.75
14120 PRD 30 ROYAL OAKS CARROL		66,555.00	2,032.91	11,000.00	13,032.91	55,522.09	2,068.44
14125 PRD 38 GAY RIO TERRACE		92,430.00	1,846.35	9,796.01	11,642.36	80,787.64	2,554.95
14135 PRD 45 RINCON SPRINGS RD		44,947.00	4,431.92	4,761.41	9,193.33	35,753.67	930.10
14140 PRD 46 ROCOSO ROAD		296,718.00	3,347.70	5,193.47	8,541.17	288,176.83	5,204.53
14145 PRD 49 SUNSET KNOLLS ROA		75,817.00	1,911.34	1,864.00	3,775.34	72,041.66	1,536.13
14150 PRD 50 KNOLL PARK LANE		68,881.00	1,359.34	4,000.00	5,359.34	63,521.66	2,136.24
14155 PRD 53 KNOLL PARK		232,065.00	1,941.69	7,000.00	8,941.69	223,123.31	5,198.24
14160 PRD 54 MT HELIX		150,769.00	2,639.80	3,728.01	6,367.81	144,401.19	3,453.62
14165 PRD 55 RAINBOW CREST RD		138,857.00	10,927.67	10,599.50	21,527.37	117,329.63	12,730.26
14170 PRD 60 RIVER DRIVE		141,425.00	2,172.78	3,800.00	5,972.78	135,452.24	4,653.66
14175 PRD 61 GREEN MEADOW WAY		119,367.00	1,268.55	7,000.00	8,268.55	111,098.45	3,556.03
14180 PRD 63 HILLVIEW ROAD		302,540.00	1,851.64	11,000.00	12,851.64	289,688.36	9,603.48
14195 PRD 70 EL CAMINO CORTO		49,435.00	12,817.07	27,366.40	40,183.47	9,251.53	1,874.77
14200 PRD 75 GAY RIO DR ZONE A		134,614.00	1,674.29	3,864.00	5,538.29	129,075.71	4,724.62
14205 PRD 75 GAY RIO DR ZONE B		84,582.00	2,341.54	12,515.01	14,856.55	69,725.45	5,254.49
14220 PRD 78 KINGSFORD COURT		63,453.00	1,446.46	3,300.00	4,746.46	58,706.54	2,796.29
14225 PRD 77 MONTIEL TRUCK TRA		90,327.00	3,486.62	9,851.70	13,338.52	76,988.48	6,043.93
14230 PRD 78 GARDENA WAY		79,006.00	1,308.79	7,250.00	8,558.79	70,447.21	2,696.81
14235 PRD 80 HARRIS TRUCK TRAI		171,051.41	77,732.64	18,979.95	96,712.79	74,338.62	4,978.79
14240 CSA 81 FALLBROOK LOCAL P		814,867.25	271,393.88	9,882.93	281,276.81	533,590.44	188,100.63
14245 CSA 83 SAN DIEGUITO LOC		1,158,339.60	176,205.98	72,745.88	248,951.86	909,387.74	173,641.60
14248 CSA 83A ZONE A4S RANCH P		1,110,941.90	432,482.37	12,550.80	445,033.17	665,908.73	235,393.78
14255 PRD 88 EAST FIFTH ST		52,306.00	1,461.89	4,395.57	5,857.46	46,448.54	1,752.34
14265 PRD 90 SOUTH CORDOBA		71,993.00	1,402.56	2,800.00	4,202.56	67,790.44	2,288.15
14270 PRD 94 ROBLE GRANDE ROAD		314,732.00	1,802.41	5,500.00	7,302.41	307,429.59	9,344.82
14275 PRD 95 VALLE DEL SOL		226,396.00	2,418.71	10,000.00	12,418.71	213,979.29	9,600.89
14280 PRD 99 ALLONDRA DEL CORV		139,122.00	2,374.47	4,186.72	6,561.19	132,560.81	4,119.43
14290 PRD 101 JOHNSON LAKE RD		155,212.00	4,207.11	1,994.54	6,201.65	149,010.35	4,678.73
14295 PRD 101 HI RIDGE RD ZONE		232,075.00	2,006.33	5,342.00	7,348.33	224,726.67	4,921.34
14300 PRD 102 MT MEADOW		183,743.09	11,253.67	29,928.70	41,182.37	142,560.72	9,277.83
14315 PRD 103 ALTO DRIVE		192,218.00	5,517.77	9,584.97	15,102.74	177,115.26	5,541.44
14320 PRD 104 ARTESIAN RD		287,280.00	3,458.83	17,662.29	21,121.12	266,158.88	17,416.54
14330 PRD 105 ALTA LOMA DR		117,896.00	1,827.74	10,000.00	11,827.74	106,070.26	4,403.09
14335 PRD 105 ALTA LOMA DR ZN		122,564.00	1,803.78	12,000.00	13,803.78	108,760.22	5,258.19
14340 PRD 106 GARRISON WAY ET		38,908.00	2,721.40	10,228.01	12,949.41	25,958.59	8,869.78
14410 PRD 117 LEGEND ROCK		322,091.00	10,651.91	30,932.00	41,583.91	280,507.09	34,640.52

PERIODIC FINANCIAL STATEMENT - SCHEDULE OF REVENUES AND EXPENDITURES BY FUND AND ORGANIZATIONAL UNIT - GL041

Data:08-DEC-2025 12:49:54

COSD
Current Period: NOV-25

Currency: USD
No specific FUND requested

FUND	ORG	REVISED BUDGET	EXPENDITURES	ENCUMBRANCES	EXPENDITURES & ENCUMBRANCES	REMAINING BUDGET	REVENUE
14440 CSA 122 OTAY MESA EAST		7,864.00	0.00	0.00	0.00	7,864.00	74.99
14445 PRD 123 MIZPAH LANE		74,568.00	1,954.47	2,800.00	4,754.47	69,833.53	2,398.55
14455 PRD 125 WRIGHTWOOD ROAD		57,983.00	9,133.74	3,798.27	12,932.01	45,050.99	1,341.28
14460 PRD 126 SANDHURST WAY		20,295.00	1,696.90	1,000.00	2,696.90	17,598.10	734.20
14465 PRD 127 SINGING TRAILS D		53,706.00	1,677.63	4,500.00	6,177.63	47,528.37	2,363.31
14470 CSA 128 SAN MIGUEL PARK		1,635,031.35	435,093.21	35,600.03	470,693.24	1,164,338.11	277,633.64
14480 PRD 130 WILKES ROAD		118,665.00	3,640.02	4,990.00	8,630.02	110,034.98	4,618.69
14500 PRD 133 RANCH CREEK ROAD		130,807.00	3,799.06	9,485.61	13,284.67	117,522.33	7,656.14
14505 PRD 134 KENORA LANE		46,143.00	1,478.10	3,593.36	5,071.46	41,071.54	398.67
14610 SDCFPD FIRE MITIGATION		5,493,066.35	40,820.31	2,452,246.04	2,493,066.35	3,000,000.00	1,758,900.34
14611 SD COUNTY FIRE PROTECTIO		10,733,096.50	419,645.69	348,529.78	768,175.47	9,964,921.03	2,499,382.62
14612 SDCFPD MT LAGUNA		17,500.00	0.00	0.00	0.00	17,500.00	5,369.46
14613 SDCFPD PALOMAR		73,000.00	0.00	0.00	0.00	73,000.00	10,905.07
14614 SDCFPD DESCANSO		55,000.00	0.00	0.00	0.00	55,000.00	8,295.24
14615 SDCFPD DULZURA		12,000.00	0.00	0.00	0.00	12,000.00	1,627.07
14616 SDCFPD TECATE		10,000.00	0.00	0.00	0.00	10,000.00	1,182.91
14617 SDCFPD POTRERO		15,500.00	0.00	0.00	0.00	15,500.00	2,382.62
14618 SDCFPD JACUMBA		16,500.00	0.00	0.00	0.00	16,500.00	2,495.41
14619 SDCFPD RURAL WEST		375,000.00	0.00	0.00	0.00	375,000.00	74,246.84
14620 SDCFPD YUIMA		52,000.00	0.00	0.00	0.00	52,000.00	255,905.85
14621 SDCFPD JULIAN		100,000.00	0.00	0.00	0.00	100,000.00	14,909.40
14622 SDCFPD RAMONA		2,600,000.00	0.00	0.00	0.00	2,600,000.00	3,593.73
14624 SDCFPD BORREGO		244,000.00	0.00	0.00	0.00	244,000.00	5,250.14
14625 SDCFPD RAMONA EDU DELINQ		1,320,000.00	0.00	0.00	0.00	1,320,000.00	12,572.62
14810 CSA 135 DEL MAR 800MHZ Z		43,495.00	18,774.80	1,000.00	19,774.80	23,720.20	8,416.53
14830 CSA 135 POWAY 800 MHZ ZO		161,500.00	4,988.52	1,010.00	5,998.52	155,501.48	17,180.04
14840 CSA 135 SOLANA BCH 800MH		39,635.00	4,988.52	1,000.00	5,988.52	33,646.48	6,775.21
14850 CSA 135 BORR SPRNG FPD 8		8,550.00	3,393.00	0.00	3,393.00	5,157.00	250.29
14900 CSA 136 SUNDANCE DET BAS		25,412.16	9,611.19	8,959.92	18,571.11	6,841.05	3,463.19
14907 CSA 138 VALLEY CENTER PA		421,363.33	167,193.08	7,953.85	175,146.93	246,216.40	109,267.98
14995 COUNTY SERVICE AREA 17		8,324,810.72	2,684,262.32	5,168,954.11	7,853,216.43	471,594.29	3,076,957.31
14996 COUNTY SERVICE AREA 69		255,069.29	283.59	9,073.31	9,356.90	245,712.39	9,283.91
14997 SDCFPD AMBULANCE SERVICE		24,690,614.75	3,018,424.98	4,735,177.22	7,753,602.20	16,937,012.55	5,657,932.33
15000 SD CO FLOOD CONTROL DIST		16,578,832.81	2,868,153.58	6,077,680.63	8,945,834.21	7,632,998.60	1,558,944.97
15226 BLACKWOLF MAINT ZN349781		41,515.01	21,166.25	7,811.92	28,978.17	12,536.84	1,935.60
15227 LAKE RANCHO VIEJO MAINT		239,169.59	73,217.54	49,297.37	122,514.91	116,654.68	7,267.71
15228 PONDEROSA ESTATES MAINT		35,000.00	2,159.22	4,801.04	6,960.26	28,039.74	1,532.03
15250 HCV ADMIN FEE RESERVE		37,296,745.00	11,570,094.19	0.00	11,570,094.19	25,726,650.81	14,682,471.27
15255 SDCHA RES REHAB		210,000.00	85,393.73	0.00	85,393.73	124,606.27	115,409.50
15260 PUBLIC HOUSING CIAP		357,775.00	1,595.70	0.00	1,595.70	356,179.30	1,529.81
15265 PH MELROSE HUD		383,151.00	145,507.87	0.00	145,507.87	237,643.13	88,256.11
15280 PH TOWNCENTER HUD		831,801.00	230,242.00	0.00	230,242.00	601,559.00	161,609.27
15295 MODERATE REHAB PROJ 3 HA		0.00	0.00	0.00	0.00	0.00	2,344.13
15305 HA VOUCHER PROG PROJECTS		242,900,000.00	96,620,620.98	0.00	96,620,620.98	146,279,379.02	100,960,911.70
15308 HCV FAMILY SELF SUFFICIE		50,000.00	0.00	0.00	0.00	50,000.00	1,000.74
15315 PH L ST HUD		289,861.00	129,677.02	0.00	129,677.02	160,183.98	67,304.36
15320 HOUS ASST MOD REHAB PRJ		806,700.00	245,422.00	0.00	245,422.00	561,278.00	255,742.17
15325 PH DOROTHY HUD		362,931.00	132,349.84	0.00	132,349.84	230,581.16	101,209.32
15330 HA BUSINESS ACTIVITIES		6,020,000.00	1,583,161.68	0.00	1,583,161.68	4,436,838.32	1,664,802.03
15335 PH FIREBIRD FMHA		857,538.00	208,021.29	0.00	208,021.29	649,516.71	278,351.22
15345 HOUS AUTH FACILITY FUND		0.00	0.00	0.00	0.00	0.00	958.20
15352 REDEV RENTAL SUBSIDY PRO		0.00	0.00	0.00	0.00	0.00	36.03
15354 HA SANTEE SUCCESS HOUSIN		26,000.00	3,023.23	0.00	3,023.23	22,976.77	7,598.85
15355 HA REAL ESTATE RESERVE		0.00	0.00	0.00	0.00	0.00	16,431.47

PERIODIC FINANCIAL STATEMENT - SCHEDULE OF REVENUES AND EXPENDITURES BY FUND AND ORGANIZATIONAL UNIT - GL041

Date:08-DEC-2025 12:49:54

COSD
Current Period: NOV-25

Currency: USD
No specific FUND requested

FUND	ORG	REVISED BUDGET	EXPENDITURES	ENCUMBRANCES	EXPENDITURES & ENCUMBRANCES	REMAINING BUDGET	REVENUE
15370 MAINSTREAM VOUCHER		4,271,400.00	1,387,136.69	0.00	1,387,136.69	2,884,263.31	1,362,117.87
15451 OTHER SERVICES - HARMONY		414,979.00	4,896.26	28,129.67	33,026.93	381,952.07	44,096.96
15452 FLOOD CONTROL - HARMONY		390,000.00	595.79	404.21	1,000.00	389,000.00	11,689.66
15453 FIRE PROTECTION - HARMON		534,158.00	21,985.72	0.00	21,985.72	512,172.28	37,928.53
15454 IMPROVEMENT - HARMONY GR		0.00	0.00	0.00	0.00	0.00	84.42
15464 HORSE CRK RDG CFD 13-01		426,770.00	20.17	0.00	20.17	426,749.83	6,013.76
15465 HORSE CRK RDG CFD 13-01		539,517.61	143,691.75	554.67	144,246.42	395,271.19	39,709.04
15466 HORSE CRK RDG FCD CFD 13		226,201.00	0.00	0.00	0.00	226,201.00	22,312.95
15467 HORSE CRK RDG FIRE CFD 1		172,000.00	0.00	0.00	0.00	172,000.00	9,160.52
15468 MEADOWOOD PRK CFD 19-01		289,581.09	132,393.60	502.11	132,895.71	156,685.38	30,958.62
15469 MEADOWOOD FCD CFD 19-01		139,700.00	0.00	0.00	0.00	139,700.00	16,241.13
15470 MEADOWOOD FIRE CFD 19-01		118,000.00	0.00	0.00	0.00	118,000.00	10,536.47
15471 HILLSIDE MEADOWS MAINT C		118,096.00	0.00	0.00	0.00	118,096.00	
15472 SWEETWTR PL MAINT CFD 19		147,100.14	48,829.02	424.86	49,253.88	97,846.26	10,929.58
15473 PARK CIR MAINT CFD 19-03		223,619.00	27,487.88	0.00	27,487.88	196,131.12	19,095.46
15474 SDCFPD CFD 04-01 SPECIAL		5,000.00	0.00	0.00	0.00	5,000.00	2,001.28
15475 SDCFPD CFD 04-01 SPECIAL		0.00	0.00	0.00	0.00	0.00	74.16
15476 SDCFPD EOM CFD 9-1 SPCL		0.00	0.00	0.00	0.00	0.00	5,565.20
15477 SDCFPD EOM CFD 9-1 SPCL		2,100,000.00	37,192.68	0.00	37,192.68	2,062,807.32	78,405.08
15478 PIPER OTAY CFD 22-01 TAX		26,808.00	6,040.20	0.00	6,040.20	20,767.80	3,843.49
15479 PIPER OTAY CFD 22-01 TAX		16,320.00	0.00	0.00	0.00	16,320.00	2,421.97
15480 SDCFPD BORREGO CFD 14-1		0.00	0.00	0.00	0.00	0.00	2,592.05
15720 PRD 1003 ALAMO WAY		0.00	0.00	0.00	0.00	0.00	7.34
15740 PRD 1005 EDEN VALLEY LAN		121,145.00	1,892.48	6,221.52	8,114.00	113,031.00	1,850.55
15765 PRD 1009 CANTER 97038		21,995.00	1,466.31	2,000.00	3,466.31	18,528.69	933.43
15774 PRD 1000 ZN1010 ALPINE H		192,143.00	16,163.56	9,193.46	25,357.02	166,785.98	5,176.12
15775 PRD 1000 ZN1011 LA CUEST		120,804.00	1,778.54	3,728.01	5,506.55	115,297.45	3,591.38
15776 PRD 1000 ZN1012 MILLAR 9		104,801.00	8,301.03	7,029.67	15,330.70	89,470.30	2,633.13
15777 PRD 1013 SINGING TRAILS		85,160.00	1,888.97	8,600.00	10,488.97	74,671.03	1,403.64
15778 PRD 1014 LAVENDER PT LAN		41,558.00	1,528.83	4,000.00	5,528.83	36,029.17	1,826.10
15779 PRD 1015 LANDAVO DRIVE E		106,989.00	4,366.69	1,923.62	6,290.31	100,698.69	4,380.71
15780 PRD 1016 EL SERENO WAY		9,000.00	0.00	0.00	0.00	9,000.00	4,721.15
15781 PRD 1017 KALBAUGH-HALEY-		82,283.00	7,247.71	24,597.88	31,845.59	50,437.41	2,391.58
15850 SURVEY MONUMENT PRESRVAT		175,000.00	0.00	15,000.00	15,000.00	160,000.00	37,560.00
15890 SPECIAL AVIATION		80,000.00	0.00	40,000.00	40,000.00	40,000.00	(39,998.68)
15910 COSD FISH AND GAME PROPA		46,000.00	21,205.00	0.00	21,205.00	24,795.00	10,943.24
17050 CSAF REDEV OBLIG RET		2,471,942.00	2,130,366.00	0.00	2,130,366.00	341,576.00	21,064.67
21000 PENSION OBLIGATION BONDS		81,495,400.00	79,453,161.15	0.00	79,453,161.15	2,042,238.85	30,721,580.15
21625 SANCAL2019 REV JUST FAC		0.00	1,956,696.96	0.00	1,956,696.96	(1,956,696.96)	1,910,420.91
21626 SANCAL2019 ADMIN JUST FA		0.00	36.00	0.00	36.00	(36.00)	36.00
21627 SANCAL2019 DS JUSTICE FA		0.00	1,937,250.00	0.00	1,937,250.00	(1,937,250.00)	1,937,250.00
21628 SANCAL2019 INV ERNG JST		0.00	0.00	0.00	0.00	0.00	19,783.22
21629 SANCAL2019 EXC ERNG JST		0.00	0.00	0.00	0.00	0.00	22.12
21633 SANCAL2020 ADMIN WATERFR		0.00	142.95	0.00	142.95	(142.95)	142.95
21634 SANCAL2020 DS WATERFRONT		0.00	1,117,356.25	0.00	1,117,356.25	(1,117,356.25)	1,117,356.25
21635 SANCAL2020 INV ERNG WATE		0.00	0.00	0.00	0.00	0.00	14,628.55
21637 SANCAL2020 REV WATERFRON		0.00	1,131,692.03	0.00	1,131,692.03	(1,131,692.03)	1,415,564.68
21638 SANCAL2020 ADMN CEDAR KT		0.00	181.93	0.00	181.93	(181.93)	181.93
21639 SANCAL2020 DS CEDAR KTTN		0.00	1,227,411.88	0.00	1,227,411.88	(1,227,411.88)	1,227,411.88
21640 SANCAL2020 INV ERNG CEDA		0.00	0.00	0.00	0.00	0.00	15,494.76
21641 SANCAL2020 REV CEDAR KTT		0.00	1,241,826.59	0.00	1,241,826.59	(1,241,826.59)	1,464,488.47
21651 SANCAL2021 YTC COPS BASE		0.00	2,049,887.85	0.00	2,049,887.85	(2,049,887.85)	3,136,165.50
21652 SANCAL2021 YTC COPS DEBT		0.00	2,037,000.00	0.00	2,037,000.00	(2,037,000.00)	2,017,737.99
21653 SANCAL2021 YTC COPS ADMI		0.00	115.30	0.00	115.30	(115.30)	115.30

PERIODIC FINANCIAL STATEMENT - SCHEDULE OF REVENUES AND EXPENDITURES BY FUND AND ORGANIZATIONAL UNIT - GL041

Date:08-DEC-2025 12:49:54

COSD

Current Period: NOV-25

Currency: USD

No specific FUND requested

FUND	ORG	REVISED BUDGET	EXPENDITURES	ENCUMBRANCES	EXPENDITURES & ENCUMBRANCES	REMAINING BUDGET	REVENUE
21655 SANCAL2021 YTC COPS INV		0.00	0.00	0.00	0.00	0.00	32,842.93
21656 SANCAL2021 YTC COPS EXC		0.00	0.00	0.00	0.00	0.00	52.31
21658 SANCAL 2023 CPH LAB PROJ		0.00	8,606,328.94	0.00	8,606,328.94	(8,606,328.94)	397,697.14
21659 SANCAL 2023 CPH LAB BASE		0.00	1.17	0.00	1.17	(1.17)	837.19
21660 SANCAL 2023 CPH LAB DS F		0.00	4,022,750.00	0.00	4,022,750.00	(4,022,750.00)	4,022,750.00
21661 SANCAL 2023 CPH LAB ADMI		0.00	1,250.00	0.00	1,250.00	(1,250.00)	243.68
21662 SANCAL 2023 CPH LAB CAP		0.00	4,022,748.83	0.00	4,022,748.83	(4,022,748.83)	268,791.42
21663 SANCAL 2023 CPH LAB INV		0.00	835.39	0.00	835.39	(835.39)	10.31
21666 SANCAL 2024 EDGEMOOR REF		0.00	6,462,130.91	0.00	6,462,130.91	(6,462,130.91)	7,098,049.27
21667 SANCAL 2024 EDGEMOOR REF		0.00	6,392,250.00	0.00	6,392,250.00	(6,392,250.00)	6,392,250.00
21668 SANCAL 2024 EDGEMOOR REF		0.00	282.29	0.00	282.29	(282.29)	282.29
21670 SANCAL 2024 EDGEMOOR REF		0.00	0.00	0.00	0.00	0.00	70,527.38
21672 SANCAL 2025 COC REF ADMI		0.00	5.90	0.00	5.90	(5.90)	843.28
21673 SANCAL 2025 COC REF BASE		0.00	519,286.48	0.00	519,286.48	(519,286.48)	1,854,486.48
21674 SANCAL 2025 COC REF COI		0.00	430,497.99	0.00	430,497.99	(430,497.99)	458,389.97
21675 SANCAL 2025 COC REF DS F		0.00	61,523,280.28	0.00	61,523,280.28	(61,523,280.28)	61,523,280.28
21677 SANCAL 2025 COC REF INV		0.00	0.00	0.00	0.00	0.00	271,014.02
22350 TOBACCO SECRTZN CORP S R		0.00	153,396.54	0.00	153,396.54	(153,396.54)	454,972.11
22351 TOBACCO COLLECTION AT S		0.00	(157,781.96)	0.00	(157,781.96)	157,781.96	
22391 2019 TOB OPERATING		0.00	157,767.06	0.00	157,767.06	(157,767.06)	
22392 2019 TOB OPERATING CONTI		0.00	14.90	0.00	14.90	(14.90)	
23210 CSAF GF DEBT SERVICE		1,685,070.00	0.00	0.00	0.00	1,685,070.00	1,580,948.56
23211 CSAF GF INTEREST ACCT		145,070.00	0.00	0.00	0.00	145,070.00	
23212 CSAF GF PRINCIPAL ACCT		755,000.00	0.00	0.00	0.00	755,000.00	
23213 CSAF GF DEBT SER RESERVE		150,000.00	0.00	0.00	0.00	150,000.00	15,512.22
23214 CSAF GF TURBO REDEMPTION		785,000.00	0.00	0.00	0.00	785,000.00	
25011 SDRBA 2016 COC REVENUE		0.00	8,366,489.73	0.00	8,366,489.73	(8,366,489.73)	8,024,336.87
25012 SDRBA 2016 COC ADMIN		0.00	843.31	0.00	843.31	(843.31)	5.93
25014 SDRBA 2016 COC RESERVE		0.00	4,178,000.00	0.00	4,178,000.00	(4,178,000.00)	
25015 SDRBA 2016 COC INVESTMEN		0.00	244,586.76	0.00	244,586.76	(244,586.76)	16,921.65
26000 CAPITAL OUTLAY FUND		279,748,293.70	20,398,874.58	110,948,558.11	131,345,432.69	148,402,861.01	17,103,068.59
26005 MAJOR MAINT CAPITAL OUTL		187,779,208.66	17,676,213.70	66,079,774.62	83,955,988.32	103,823,220.34	17,588,284.38
26015 CAPITAL MSCP ACQUISITION		16,989,050.39	228,847.77	517,596.09	746,443.86	16,242,606.53	181,979.16
26025 COUNTY HEALTH COMPLEX		100,688,453.06	13,637,867.27	19,598,972.95	33,236,840.22	67,451,612.84	5,431,389.32
26050 JUSTICE FACILITY CONST		17,653,933.99	1,626,438.48	4,944,403.67	6,570,842.13	11,083,091.86	1,598,348.69
26075 LIBRARY PROJ CAPITAL OUT		20,721,949.20	6,371,337.90	9,936,973.02	16,308,310.92	4,413,638.28	6,368,432.60
26125 EDGEMOOR DEVELOPMENT		7,270,005.00	47,922.98	143,970.22	191,893.20	7,078,111.80	153,472.79
28075 CSAF USDRIP		550,000.00	550,000.00	0.00	550,000.00	0.00	550,386.23
28076 CSAF GF IMPROVEMENT		0.00	0.00	0.00	0.00	0.00	3.54
28078 CSAF GF SRF		1,685,070.00	1,580,366.00	0.00	1,580,366.00	104,704.00	1,580,437.61
28079 CSAF GF ADMIN		216,872.00	0.00	0.00	0.00	216,872.00	7.48
28080 CSAF GILLESPIE HOUSING		0.00	0.00	0.00	0.00	0.00	3.25
28081 CSAF USDRIP HOUSING		0.00	0.00	0.00	0.00	0.00	3.63
30050 AIRPORT ENTERPRISE		40,032,356.33	7,952,367.75	10,249,482.32	18,201,850.07	21,830,506.26	8,621,025.00
30100 LIQUID WASTE ENTERPRISE		10,854,459.70	3,389,296.92	275,314.18	3,664,611.10	7,189,848.60	3,348,514.78
30425 CMWSMD-ZONE B (CAMPO HIL		1,140,813.00	315,428.42	105,949.37	421,377.79	719,435.21	508,509.47
30427 CMWSMD-ZONE A (RANCHO DE		2,430,937.50	666,415.70	489,682.56	1,156,098.26	1,274,839.24	48,304.80
30429 LIVE OAK SPRNGS WTR SYS		3,461,706.87	89,823.72	954,111.98	1,043,935.70	2,417,773.17	61,617.36
31500 SAN DIEGO COUNTY SANITAT		91,588,638.71	15,033,490.23	21,500,592.14	36,534,082.37	55,054,556.34	5,295,888.21
31550 SHF JAIL STORES COMMISSA		8,856,936.31	2,113,661.89	305,313.59	2,418,975.48	6,437,960.83	2,850,877.90
35500 INFORMATION TECHNOLOGY I		234,164,227.19	55,807,402.20	175,477,700.43	231,285,102.63	2,879,124.56	71,642,306.31
35525 DPW EQUIP INTERNAL SERV		11,543,784.55	2,372,134.08	956,809.82	3,328,943.90	8,214,840.65	2,057,847.98
35550 DPW ISF EQUIP ACQ ROAD F		23,400,979.13	1,394,575.50	14,901,613.91	16,296,189.41	7,104,789.72	1,577,718.62
35575 DPW ISF EQUIP ACQ INACTI		513,606.12	11,050.11	287,204.35	298,254.46	215,553.66	28,933.54

PERIODIC FINANCIAL STATEMENT - SCHEDULE OF REVENUES AND EXPENDITURES BY FUND AND ORGANIZATIONAL UNIT - GL041

Date 08-DEC-2025 12:49:54

COSD
Current Period: NOV-25

Currency: USD
No specific FUND requested

FUND	ORG	REVISED BUDGET	EXPENDITURES	ENCUMBRANCES	EXPENDITURES & ENCUMBRANCES	REMAINING BUDGET	REVENUE
35625 DPW ISF EQUIP ACQ AIRPOR		1,058,000.00	32,835.12	162,488.49	195,323.61	862,676.39	45,516.65
35650 DPW ISF EQUIP ACQ GEN FN		252,500.00	7,673.46	0.00	7,673.46	244,826.54	14,912.54
35675 DPW ISF EQUIP ACQ LIQ WS		5,430,266.00	216,091.55	1,290,146.34	1,506,237.89	3,924,028.11	319,367.20
35800 PURCHASING ISF		22,940,393.85	8,745,463.46	970,216.18	9,715,679.64	13,224,714.21	5,175,103.45
36000 EMPLOYEE BENEFITS		66,350,744.00	20,560,953.86	0.00	20,560,953.86	45,789,790.14	23,665,829.36
36025 INSURANCE ISF		14,958,934.00	1,019,496.24	188,760.00	1,208,256.24	13,750,677.76	4,141,993.74
36050 PUBLIC LIABILTY INSURANC		86,899,080.00	30,982,612.59	761.50	30,983,574.09	56,015,505.91	41,575,753.60
37000 FLEET SERVICES ISF OPER		13,823,566.49	4,727,850.29	215,519.46	4,943,369.75	8,880,196.74	4,032,266.14
37025 FLEET ISF EQUIP ACQ GENL		69,041,585.82	8,284,498.69	26,979,696.31	35,264,195.00	33,777,390.82	7,796,113.31
37050 FLEET ISF MAT SUPP INV		32,734,496.19	6,699,200.73	4,993,968.91	13,693,169.64	19,041,326.55	8,762,540.45
37075 FLEET ISF ACCIDENT REPAI		2,235,802.00	472,706.95	0.00	472,706.95	1,763,095.05	539,655.01
37600 FACILITIES MGMT INT SVC		247,541,572.35	78,963,515.11	72,938,391.11	151,921,906.22	95,619,666.13	78,237,166.47
37650 MAJOR MAINTENANCE INT SV		71,562,202.82	8,033,918.99	9,996,836.48	18,030,755.47	53,531,447.35	8,324,574.94
41600 RET SAL BENEFITS AP CNTY		0.00	5,843,353.00	0.00	5,843,353.00	(5,843,353.00)	5,327,760.09
44565 SAFE FREEWAY CALL BOX		0.00	0.00	0.00	0.00	0.00	2,370.48
44595 LOCAL AGENCY FORMATION A		3,164,739.96	985,903.07	42,225.18	1,028,128.25	2,136,611.71	2,197,727.38
44605 LAW LIBRARY		0.00	1,331,355.60	0.00	1,331,355.60	(1,331,355.60)	1,847,039.78
44625 SAN DIEGUITO RIVER VALLE		1,908,723.00	911,224.52	0.00	911,224.52	997,498.48	1,638,644.36
44634 SDRVJPA COAST FUND		362,559.00	168,680.05	0.00	168,680.05	193,878.95	181,279.50
44655 SAN DIEGUITO CAP PROJ		0.00	196,492.24	0.00	196,492.24	(196,492.24)	308,592.29
44656 SAN DIEGUITO RESERVE FUN		6,500.00	0.00	0.00	0.00	6,500.00	5,318.17
44660 SO CA INTRGOV TRN AND DE		6,631,000.00	2,354,650.95	0.00	2,354,650.95	4,276,349.05	1,592,710.00
44670 SD GEOGRAPHIC INFO SANGI		1,897,992.00	586,749.06	0.00	586,749.06	1,311,242.94	864,501.41
47280 PENALTY ASSESSMENT		3,128,950.00	782,237.50	0.00	782,237.50	2,346,712.50	1,009,964.90
47285 CRIMINAL JUSTICE FAC CON		5,588,878.04	479,888.28	1,753,255.46	2,233,143.74	3,355,734.30	319,852.28
47290 COURTHOUSE CONSTRUCTION		562,975.00	0.00	0.00	0.00	562,975.00	312,328.20
47350 TRIAL COURT OPERATIONS F		0.00	1,140,216.25	0.00	1,140,216.25	(1,140,216.25)	1,271,051.16
48001 PALOMAR POMERADO HEALTH		0.00	0.00	0.00	0.00	0.00	5,121,337.83
48003 GROSSMONT HEALTHCARE ELE		0.00	0.00	0.00	0.00	0.00	2,114,606.19
49000 PCD AQIP TRUST AB423		12,175,384.64	2,010,582.62	430,044.64	2,440,627.26	9,734,757.38	3,074,139.33
49010 AIR QUALITY MOYER FUND A		32,510,929.75	717,395.00	10,445,842.39	11,163,237.39	21,347,692.36	957,060.49
49015 AIR QL CLEAN CAR 4 ALL A		20,900,080.24	1,623,730.05	8,430,596.38	10,054,326.43	10,845,753.81	1,685,093.33
49020 VESSELS AT BERTH REMEDIA		100,000.00	0.00	0.00	0.00	100,000.00	1,000,155.20
49025 SEP OVERSIGHT AB423		135,000.00	118,330.66	0.00	118,330.66	16,669.34	119,511.29
49030 AIR QUALITY AB 617 AB423		54,217,677.36	6,153,249.54	18,597,594.17	24,750,843.71	29,466,833.65	5,322,653.57
49035 AB617 IMPLEMENTATION AB4		5,072,625.49	1,141,778.70	842,063.03	1,983,841.73	3,088,783.76	1,449,017.30
49040 AIR QUALITY GMERP FUND A		5,628,300.00	100,000.00	2,128,300.00	2,228,300.00	3,400,000.00	25,639.35
49050 PCD OPERATION FUND AB423		57,786,650.85	15,021,683.36	1,040,701.75	16,062,385.11	41,724,265.74	13,414,680.07
49090 AIR QUALITY FARMER FUND		427,173.23	223,644.55	0.00	223,644.55	203,528.68	227,957.48
49193 SD REG BLDG AUTH MTS SPR		6,700,206.00	2,791,752.50	3,908,453.50	6,700,206.00	0.00	2,792,160.15
49200 SDC REGIONAL AIRPORT AUT		0.00	0.00	0.00	0.00	0.00	461,635.92
49205 TRANSNET IMPROVEMENT FUN		0.00	3,592,695.39	90,500,658.66	94,093,354.05	(94,093,354.05)	436,543.56
49211 HAZMAT RESPONSE PROGRAM		3,190,774.00	1,052,161.01	1,021,763.32	2,073,924.33	1,116,849.67	2,941,571.09
49214 ESO OPERATING		485,571.00	0.00	0.00	0.00	485,571.00	162,436.83
49217 FIRST 5 COMM OPERATING F		37,975,005.92	7,190,998.51	24,546,312.51	31,737,311.02	6,237,694.90	5,044,364.04
53301 063_DS CARLSBAD USD 2017		0.00	1,057,825.00	0.00	1,057,825.00	(1,057,825.00)	410,897.05
53302 063_DS CARLSBAD USD 2017		0.00	2,760,500.00	0.00	2,760,500.00	(2,760,500.00)	500,007.19
53303 063_DS CARLSBAD USD SUBS		0.00	0.00	0.00	0.00	0.00	1,779,542.67
53304 063_DS CARLSBAD USD 2016		0.00	4,560,650.00	0.00	4,560,650.00	(4,560,650.00)	789,400.94
53307 047_DS CORONADO UNIF 201		0.00	0.00	0.00	0.00	0.00	91.93
53308 063_DS CARLSBAD UNIF 201		0.00	1,852,050.00	0.00	1,852,050.00	(1,852,050.00)	292,121.98
53309 063_DS CARLSBAD UNIF2006		0.00	1,993,791.67	0.00	1,993,791.67	(1,993,791.67)	607,817.70
53310 063_DS CARLSBAD UNIFIED		0.00	0.00	0.00	0.00	0.00	167.77
53311 063_DS CARLSBAD UNIFIED		0.00	0.00	0.00	0.00	0.00	0.03

PERIODIC FINANCIAL STATEMENT - SCHEDULE OF REVENUES AND EXPENDITURES BY FUND AND ORGANIZATIONAL UNIT - GL041

Date:08-DEC-2025 12:49:54

COSD
Current Period: NOV-25

Currency: USD
No specific FUND requested

FUND	ORG	REVISED BUDGET	EXPENDITURES	ENCUMBRANCES	EXPENDITURES & ENCUMBRANCES	REMAINING BUDGET	REVENUE
53312 063_DS CARLSBAD UNIF 200		0.00	0.00	0.00	0.00	0.00	722.45
53313 063_DS CARLSBAD UNIF 200		0.00	684,009.38	0.00	684,009.38	(684,009.38)	213,553.03
53314 064_DS OCEANSIDE ELEC 20		0.00	0.00	0.00	0.00	0.00	12.82
53315 048_DS MT EMPIRE 1996A		0.00	0.00	0.00	0.00	0.00	672.21
53316 064_DS OCEANSIDE 2000 EL		0.00	0.00	0.00	0.00	0.00	4.23
53318 064_DS OCEANSIDE USD 200		0.00	4,555,000.00	0.00	4,555,000.00	(4,555,000.00)	560,541.47
53319 064_DS OCEANSIDE UNIFIED		0.00	0.00	0.00	0.00	0.00	52.81
53327 061_DS POWAY UNIFIED 200		0.00	0.00	0.00	0.00	0.00	16.48
53329 061_DS POWAY UNIF 2007-1		0.00	13,355,000.00	0.00	13,355,000.00	(13,355,000.00)	2,171,268.51
53331 050_DS SAN DIEGO UNIFIED		0.00	0.00	0.00	0.00	0.00	24.27
53332 050_DS SAN DIEGO UNIFIED		0.00	950,219.00	0.00	950,219.00	(950,219.00)	2,263,181.92
53333 050_DS SAN DIEGO UNIFIED		0.00	0.00	0.00	0.00	0.00	161.06
53334 050_DS SAN DIEGO UNIFIED		0.00	2,533,401.19	0.00	2,533,401.19	(2,533,401.19)	11,888.12
53335 050_DS SD UNIF 1999A		0.00	184,349.57	0.00	184,349.57	(184,349.57)	883.38
53337 050_DS SD UNIFIED DS 200		0.00	22,174,675.00	0.00	22,174,675.00	(22,174,675.00)	2,866,034.36
53338 050_DS SD UNIFIED DS 200		0.00	24,397,967.50	0.00	24,397,967.50	(24,397,967.50)	1,129,082.63
53339 050_DS SD UNIFIED DS 200		0.00	27,605,037.50	0.00	27,605,037.50	(27,605,037.50)	3,956,390.84
53346 050_DS SAN DIEGO UNIF 20		0.00	1,145,156.25	0.00	1,145,156.25	(1,145,156.25)	218,424.73
53347 050_DS SAN DIEGO UNIF 20		0.00	1,445,193.75	0.00	1,445,193.75	(1,445,193.75)	330,375.18
53355 065_DS SAN MARCOS UNIF 1		0.00	0.00	0.00	0.00	0.00	0.01
53359 050_DS SAN DIEGO UNIF PR		0.00	0.00	0.00	0.00	0.00	542.87
53361 065_DS SAN MARCOS UNIF I		0.00	0.00	0.00	0.00	0.00	1.15
53362 065_DS SAN MARCO UNIFIED		0.00	5,045,000.00	0.00	5,045,000.00	(5,045,000.00)	684,895.05
53363 065_DS SAN MARCOS UNIFIE		0.00	1,280,000.00	0.00	1,280,000.00	(1,280,000.00)	175,268.15
53364 050_DS SAN DIEGO UNIFIED		0.00	0.00	0.00	0.00	0.00	184.59
53367 050_DS SAN DIEGO UNIF PR		0.00	0.00	0.00	0.00	0.00	10,665,039.09
53368 050_DS SAN DIEGO UNIF PR		0.00	15.43	0.00	15.43	(15.43)	0.07
53369 065_DS SAN MARCOS UNIFIE		0.00	0.00	0.00	0.00	0.00	2,191.17
53371 051_DS VISTA UNIF DS 200		0.00	0.00	0.00	0.00	0.00	1,682,126.96
53372 051_DS VISTA UNIFIED DS		0.00	0.00	0.00	0.00	0.00	70.45
53375 051_DS VISTA UNIFIED 201		0.00	0.00	0.00	0.00	0.00	264.59
53376 051_DS VISTA UNIFIED 201		0.00	2,394,500.00	0.00	2,394,500.00	(2,394,500.00)	283,919.04
53377 064_DS OCEANSIDE USD PRO		0.00	0.00	0.00	0.00	0.00	14.94
53378 064_DS OCEANSIDE USD PRO		0.00	0.00	0.00	0.00	0.00	269.48
53379 064_DS OCEANSIDE USD 200		0.00	1,468,675.00	0.00	1,468,675.00	(1,468,675.00)	135,675.59
53380 064_DS OCEANSIDE UNIFIED		0.00	0.00	0.00	0.00	0.00	25.45
53381 064_DS OCEANSIDE UNIFIED		0.00	0.00	0.00	0.00	0.00	3.38
53382 064_DS OCEANSIDE UNIF 20		0.00	0.00	0.00	0.00	0.00	80,800.07
53383 064_DS OCEANSIDE UNIF 20		0.00	950,875.00	0.00	950,875.00	(950,875.00)	65,203.04
53384 065_DS SAN MARCOS USD PR		0.00	2,210,000.00	0.00	2,210,000.00	(2,210,000.00)	6,416.29
53385 189_DS BONSALL UNIFIED 2		0.00	0.00	0.00	0.00	0.00	371.82
53386 189_DS BONSALL UNIFIED 2		0.00	340,000.00	0.00	340,000.00	(340,000.00)	35,502.53
53387 189_DS BONSALL UNIFIED 2		0.00	0.00	0.00	0.00	0.00	123.42
53388 189_DS BONSALL UNIFIED 2		0.00	745,843.75	0.00	745,843.75	(745,843.75)	86,334.68
53389 065_DS SAN MARCOS USD 20		0.00	1,957,900.00	0.00	1,957,900.00	(1,957,900.00)	331,859.27
53390 065_DS SAN MARCOS USD 20		0.00	0.00	0.00	0.00	0.00	0.23
53391 050_DS SAN DIEGO UNIFIED		0.00	4,995,550.00	0.00	4,995,550.00	(4,995,550.00)	(58,096.25)
53392 050_DS SAN DIEGO UNIF 20		0.00	0.00	0.00	0.00	0.00	532.87
53394 050_DS SAN DIEGO UNIF 20		0.00	687.24	0.00	687.24	(687.24)	3.63
53397 050_DS SAN DIEGO UNIF 20		0.00	1,000,000.00	0.00	1,000,000.00	(1,000,000.00)	282,243.97
53398 050_DS SAN DIEGO UNIF 20		0.00	21,205,250.00	0.00	21,205,250.00	(21,205,250.00)	1,531,171.09
53399 050_DS SAN DIEGO UNIF 20		0.00	2,918,411.47	0.00	2,918,411.47	(2,918,411.47)	13,666.75
53402 050_DS SAN DIEGO UNIF 20		0.00	2,003,500.00	0.00	2,003,500.00	(2,003,500.00)	1,391,266.18
53403 050_DS SAN DIEGO UNIF 20		0.00	868,868.75	0.00	868,868.75	(868,868.75)	333,560.32

PERIODIC FINANCIAL STATEMENT - SCHEDULE OF REVENUES AND EXPENDITURES BY FUND AND ORGANIZATIONAL UNIT - GL041

Date 08-DEC-2025 12:49:54

COSD

Current Period: NOV-25

Currency: USD

No specific FUND requested

FUND	ORG	REVISED BUDGET	EXPENDITURES	ENCUMBRANCES	EXPENDITURES & ENCUMBRANCES	REMAINING BUDGET	REVENUE
53404 050_DS SAN DIEGO UNIF 20		0.00	0.00	0.00	0.00	0.00	4.28
53405 050_DS SAN DIEGO USD 201		0.00	1,811,000.00	0.00	1,811,000.00	(1,811,000.00)	465,733.98
53406 050_DS SAN DIEGO USD 201		0.00	3,800,750.00	0.00	3,800,750.00	(3,800,750.00)	2,273,657.61
53408 050_DS SAN DIEGO USD 200		0.00	10,967,575.00	0.00	10,967,575.00	(10,967,575.00)	697,588.64
53409 050_DS SDUSD 2012 2017 H		0.00	4.24	0.00	4.24	(4.24)	0.02
53410 050_DS SDUSD 2012 2017I		0.00	6,856,325.00	0.00	6,856,325.00	(6,856,325.00)	2,052,510.37
53411 050_DS SDUSD 2012 2017J		0.00	4,092,100.00	0.00	4,092,100.00	(4,092,100.00)	622,141.55
53413 050_DS SDUSD 2008 2017 K		0.00	0.00	0.00	0.00	0.00	138.80
53414 050_DS SDUSD 2009 2008B		0.00	176.84	0.00	176.84	(176.84)	0.83
53415 050_DS SDUSD 2010 2008D1		0.00	0.00	0.00	0.00	0.00	143,352.35
53416 050_DS SDUSD 2019 2016A		0.00	17.30	0.00	17.30	(17.30)	0.08
53417 050_DS SDUSD 2019 2016B		0.00	792,025.00	0.00	792,025.00	(792,025.00)	215,208.85
53418 050_DS SDUSD 2012 2019K		0.00	6.02	0.00	6.02	(6.02)	0.03
53419 050_DS SDUSD 2012 2019L		0.00	2,568,875.00	0.00	2,568,875.00	(2,568,875.00)	683,256.79
53420 050_DS SDUSD 2019 2018C		0.00	1,765,100.00	0.00	1,765,100.00	(1,765,100.00)	508,709.32
53421 065_DS SAN MARCOS USD 20		0.00	3,115,100.57	0.00	3,115,100.57	(3,115,100.57)	480,874.07
53422 050_DS SDUSD MEASYY TAX		0.00	727,977.25	0.00	727,977.25	(727,977.25)	193,184.18
53423 050_DS SAN DIEGO USD 202		0.00	2,694,300.00	0.00	2,694,300.00	(2,694,300.00)	(86,119.11)
53424 050_DS SAN DIEGO USD 202		0.00	4,984,000.00	0.00	4,984,000.00	(4,984,000.00)	40,162.46
53425 189_DS BONSALL UNIFIED 2		0.00	173,476.80	0.00	173,476.80	(173,476.80)	19,584.63
53426 050_DS SDUSD MEAS YY 202		0.00	6,488,650.00	0.00	6,488,650.00	(6,488,650.00)	1,835,936.01
53427 050_DS SDUSD PROP S 2021		0.00	1,773,172.50	0.00	1,773,172.50	(1,773,172.50)	427,050.59
53428 050_DS SDUSD PROP Z 2020		0.00	3,794,200.00	0.00	3,794,200.00	(3,794,200.00)	1,059,008.90
53429 050_DS SAN DIEGO USD 202		0.00	4,754,082.87	0.00	4,754,082.87	(4,754,082.87)	1,319,067.36
53430 048_DS MT EMP 2018 2019		0.00	139,225.00	0.00	139,225.00	(139,225.00)	42,795.66
53431 048_DS MT EMPIRE USD 202		0.00	141,156.25	0.00	141,156.25	(141,156.25)	117,251.89
53432 050_DS SAN DIEGO USD 202		0.00	5,602,431.25	0.00	5,602,431.25	(5,602,431.25)	8,059,407.92
53433 050_DS SAN DIEGO USD 202		0.00	1,585,100.00	0.00	1,585,100.00	(1,585,100.00)	1,415,281.76
53434 050_DS SAN DIEGO USD 202		0.00	1,951,343.75	0.00	1,951,343.75	(1,951,343.75)	3,870,573.43
53435 051_DS VISTA USD 2019A M		0.00	761,000.00	0.00	761,000.00	(761,000.00)	184,456.75
53436 051_DS VISTA UNIFIED 202		0.00	9,086,882.18	0.00	9,086,882.18	(9,086,882.18)	197,990.01
53437 051_DS VISTA USD 2022B		0.00	3,267,787.50	0.00	3,267,787.50	(3,267,787.50)	800,017.02
53438 048_DS MT EMPIRE USD 202		0.00	170,612.50	0.00	170,612.50	(170,612.50)	5,866.80
53440 063_DS CARLSBAD 2019A ME		0.00	1,390,118.75	0.00	1,390,118.75	(1,390,118.75)	452,550.65
53441 063_DS CARLSBAD USD 2021		0.00	1,134,521.88	0.00	1,134,521.88	(1,134,521.88)	699,363.27
53442 063_DS CARLSBAD UNIFIED		0.00	1,626,646.65	0.00	1,626,646.65	(1,626,646.65)	332,854.33
53445 064_DS OCEANSIDE 2008E P		0.00	407,000.00	0.00	407,000.00	(407,000.00)	103,596.19
53446 064_DS OCEANSIDE PROP H		0.00	1,768,900.00	0.00	1,768,900.00	(1,768,900.00)	245,960.88
53447 064_DS OCEANSIDE 2020REF		0.00	855,300.00	0.00	855,300.00	(855,300.00)	126,620.32
53448 064_DS OCEANSIDE 2020REF		0.00	0.00	0.00	0.00	0.00	21.28
53449 064_DS OCEANSIDE USD 202		0.00	810,900.00	0.00	810,900.00	(810,900.00)	139,078.74
53450 062_DS_BORREGO 2018A MEA		0.00	262,400.00	0.00	262,400.00	(262,400.00)	95,880.47
53451 064_DS OCEANSIDE USD 202		0.00	1,154,001.75	0.00	1,154,001.75	(1,154,001.75)	163,121.72
53452 064_DS OCEANSIDE USD 202		0.00	140,675.00	0.00	140,675.00	(140,675.00)	36,106.78
53453 064_DS OCEANSIDE USD 200		0.00	355,125.00	0.00	355,125.00	(355,125.00)	72,079.73
53454 064_DS OCEANSIDE USD 202		0.00	4,090,531.25	0.00	4,090,531.25	(4,090,531.25)	735,320.35
53455 009_DS CHULA VISTA ESD 2		0.00	1,186,111.83	0.00	1,186,111.83	(1,186,111.83)	53,520.11
53456 009_DS CHULA VISTA ESD 2		0.00	3,504,300.00	0.00	3,504,300.00	(3,504,300.00)	575,563.94
53457 009_DS CHULA VISTA ESD 2		0.00	8,674,125.00	0.00	8,674,125.00	(8,674,125.00)	818,297.14
53458 047_DS CORONADO USD 2022		0.00	1,282,996.24	0.00	1,282,996.24	(1,282,996.24)	207,924.97
53459 009_DS CHULA VISTA ESD 2		0.00	1,244,500.00	0.00	1,244,500.00	(1,244,500.00)	180,075.97
53466 065_DS SAN MARCOS USD 20		0.00	0.00	0.00	0.00	0.00	2,714,792.66
53467 065_DS SAN MARCOS USD 20		0.00	0.00	0.00	0.00	0.00	1,141,030.55
53500 050_DS SDUSD 2023 ZR-2		0.00	4,760,375.00	0.00	4,760,375.00	(4,760,375.00)	785,844.38

PERIODIC FINANCIAL STATEMENT - SCHEDULE OF REVENUES AND EXPENDITURES BY FUND AND ORGANIZATIONAL UNIT - GL041

Date:08-DEC-2025 12:49:54

COSD
Current Period: NOV-25

Currency: USD
No specific FUND requested

FUND	ORG	REVISED BUDGET	EXPENDITURES	ENCUMBRANCES	EXPENDITURES & ENCUMBRANCES	REMAINING BUDGET	REVENUE
53501 050_DS SDUSD 2023 ZR-3		0.00	1,515,625.00	0.00	1,515,625.00	(1,515,625.00)	232,868.11
53502 050_DS SDUSD 2023 ZR-4A		0.00	444,375.00	0.00	444,375.00	(444,375.00)	139,948.41
53503 050_DS SDUSD 2023 ZR-4B		0.00	2,547,500.00	0.00	2,547,500.00	(2,547,500.00)	767,593.13
53504 050_DS SDUSD MEAS U 2023		0.00	13,326,197.00	0.00	13,326,197.00	(13,326,197.00)	3,264,282.85
53505 050_DS SDUSD MEAS YY 202		0.00	59,276,825.00	0.00	59,276,825.00	(59,276,825.00)	3,303,066.46
53506 050_DS SDUSD PROP S 2023		0.00	1,997,875.00	0.00	1,997,875.00	(1,997,875.00)	1,357,406.14
53507 050_DS SDUSD 2023 SR-3A		0.00	860,875.00	0.00	860,875.00	(860,875.00)	157,915.38
53508 050_DS SDUSD 2023 R-6		0.00	810,750.00	0.00	810,750.00	(810,750.00)	1,010,313.63
53509 050_DS SDUSD 2024 REF SR		0.00	1,257,875.00	0.00	1,257,875.00	(1,257,875.00)	234,994.18
53510 050_DS SDUSD 2024 REF ZR		0.00	3,377,625.00	0.00	3,377,625.00	(3,377,625.00)	599,901.48
53511 050_DS SDUSD 2024 REF R-		0.00	383,000.00	0.00	383,000.00	(383,000.00)	53,523.91
53512 050_DS SDUSD 2025 REF SR		0.00	128,679.17	0.00	128,679.17	(128,679.17)	49,605.64
53513 050_DS SDUSD 2025 REF ZR		0.00	492,404.87	0.00	492,404.87	(492,404.87)	189,726.59
53514 050_DS SDUSD MEAS U TAX		0.00	0.00	0.00	0.00	0.00	10,425,610.46
53515 050_DS SDUSD PROP S 2024		0.00	47,615,500.00	0.00	47,615,500.00	(47,615,500.00)	306,728.17
53516 050_DS SDUSD MEAS YY 202		0.00	64,015,700.00	0.00	64,015,700.00	(64,015,700.00)	1,019,030.95
53517 050_DS SDUSD MEAS U 2024		0.00	61,049,511.39	0.00	61,049,511.39	(61,049,511.39)	1,886,803.67
53518 050_DS SDUSD 2025 REF R-		0.00	2,278,522.91	0.00	2,278,522.91	(2,278,522.91)	3,501,717.05
53519 050_DS SDUSD 2025 REF R-		0.00	317,989.58	0.00	317,989.58	(317,989.58)	95,055.06
53520 050_DS SDUSD 2025 REF SR		0.00	381,711.11	0.00	381,711.11	(381,711.11)	153,812.93
53521 050_DS SDUSD 2025 REF SR		0.00	715,584.72	0.00	715,584.72	(715,584.72)	285,005.92
53522 050_DS SDUSD 2025 REF ZR		0.00	1,316,149.30	0.00	1,316,149.30	(1,316,149.30)	365,429.79
53523 050_DS SDUSD 2025 REF ZR		0.00	121,447.93	0.00	121,447.93	(121,447.93)	39,270.16
53524 050_DS SDUSD 2025P PROP		0.00	0.00	0.00	0.00	0.00	12,047,259.18
53525 050_DS SDUSD 2025I MEAS		0.00	0.00	0.00	0.00	0.00	20,754,572.00
53526 050_DS SDUSD 2025C MEAS		0.00	0.00	0.00	0.00	0.00	22,777,969.00
53600 064_DS OCEANSIDE USD 202		0.00	355,577.50	0.00	355,577.50	(355,577.50)	55,177.60
53601 064_DS OCEANSIDE USD 202		0.00	3,352,375.00	0.00	3,352,375.00	(3,352,375.00)	396,874.64
53602 064_DS OCEANSIDE USD 202		0.00	825,625.00	0.00	825,625.00	(825,625.00)	132,761.46
53603 064_DS OCEANSIDE USD 202		0.00	631,396.06	0.00	631,396.06	(631,396.06)	795,143.34
53604 064_DS OCEANSIDE USD 202		0.00	162,345.14	0.00	162,345.14	(162,345.14)	294,745.96
53605 064_DS OCEANSIDE USD 202		0.00	195,748.38	0.00	195,748.38	(195,748.38)	4,274,635.21
56700 001_DS ALPINE UNION 1997		0.00	0.00	0.00	0.00	0.00	187.83
56701 004_DS BONSALL UN ELEM E		0.00	0.00	0.00	0.00	0.00	0.12
56703 001_DS ALPINE ELEM 1999B		0.00	0.00	0.00	0.00	0.00	32,685.83
56706 007_DS CARDIFF SCH DIST		0.00	1,675,000.00	0.00	1,675,000.00	(1,675,000.00)	35,551.55
56720 006_DS CAJON VALLEY ELEM		0.00	0.00	0.00	0.00	0.00	0.06
56725 006_DS CAJON VALLEY 2000		0.00	0.00	0.00	0.00	0.00	0.01
56727 014_DS ENCINITAS ELEM 19		0.00	0.00	0.00	0.00	0.00	6.74
56728 009_DS CHULA VISTA ELEM		0.00	0.00	0.00	0.00	0.00	90.54
56731 014_DS ENCINITAS USD 201		0.00	1,891,140.63	0.00	1,891,140.63	(1,891,140.63)	404,770.55
56732 006_DS CAJON VALLEY USD		0.00	1,533,967.65	0.00	1,533,967.65	(1,533,967.65)	183,092.61
56734 006_DS CAJON VALLEY USD		0.00	751,562.50	0.00	751,562.50	(751,562.50)	24,801.26
56735 009_DS CHULA VISTA ELEM		0.00	1,511,825.00	0.00	1,511,825.00	(1,511,825.00)	125,654.04
56737 006_DS CAJON VALLEY ELEM		0.00	0.00	0.00	0.00	0.00	861.64
56738 014_DS ENCINITAS USD 201		0.00	245,218.75	0.00	245,218.75	(245,218.75)	69,832.22
56740 009_DS CHULA VISTA ELEM		0.00	0.00	0.00	0.00	0.00	885.74
56743 015_DS ESCONDIDO ELEM 20		0.00	0.00	0.00	0.00	0.00	(204.59)
56744 016_DS FALLBROOK ELEM 20		0.00	0.00	0.00	0.00	0.00	14.27
56746 016_DS FALLBROOK UNION E		0.00	0.00	0.00	0.00	0.00	249,865.30
56747 016_DS FALLBROOK ELEM 20		0.00	655,000.00	0.00	655,000.00	(655,000.00)	51,883.89
56749 016_DS FALLBROOK UN ELEM		0.00	88,775.00	0.00	88,775.00	(88,775.00)	7,588.89
56750 016_DS FALLBROOK UN ELEM		0.00	0.00	0.00	0.00	0.00	25.37
56752 016_DS FALLBROOK UN ELEM		0.00	2,275,453.13	0.00	2,275,453.13	(2,275,453.13)	43,754.16

PERIODIC FINANCIAL STATEMENT - SCHEDULE OF REVENUES AND EXPENDITURES BY FUND AND ORGANIZATIONAL UNIT - GL041

Date:06-DEC-2025 12:49:54

COSD

Current Period NOV-25

Currency: USD

No specific FUND requested

FUND	ORG	REVISED BUDGET	EXPENDITURES	ENCUMBRANCES	EXPENDITURES & ENCUMBRANCES	REMAINING BUDGET	REVENUE
56753 009_DS CHULA VISTA ELEM		0.00	782,000.00	0.00	782,000.00	(782,000.00)	41,781.74
56755 006_DS CAJON VALLEY USD		0.00	0.00	0.00	0.00	0.00	49,121.71
56756 021_DS LEMON GROVE ELEC		0.00	0.00	0.00	0.00	0.00	23.15
56758 017_DS JAMUL ELEM 2004A		0.00	1,095,000.00	0.00	1,095,000.00	(1,095,000.00)	145,944.00
56759 021_DS_LEMON GROVE ELEC		0.00	0.00	0.00	0.00	0.00	34.93
56760 017_DS JAMUL 1998A		0.00	0.00	0.00	0.00	0.00	984.63
56761 020_DS LA MESA SPRING VA		0.00	0.00	0.00	0.00	0.00	168,228.75
56762 020_DS LA MESA SPRING VA		0.00	4,765,000.00	0.00	4,765,000.00	(4,765,000.00)	495,500.05
56763 021_DS LEMON GROVE DS 19		0.00	0.00	0.00	0.00	0.00	1,355.71
56764 021_DS LEMON GROVE DS 19		0.00	1,450,000.00	0.00	1,450,000.00	(1,450,000.00)	62,337.52
56765 021_DS LEMON GROVE DS 19		0.00	380,000.00	0.00	380,000.00	(380,000.00)	147,424.38
56767 021_DS LEMON GROVE DS 20		0.00	0.00	0.00	0.00	0.00	0.17
56770 028_DS RANCHO SANTA FE 2		0.00	0.00	0.00	0.00	0.00	1,371.05
56771 020_DS RANCHO SANTA FE 2		0.00	375,000.00	0.00	375,000.00	(375,000.00)	62,612.74
56773 028_DS RANCHO SANTA FE 2		0.00	0.00	0.00	0.00	0.00	0.59
56774 009_DS CHULA VISTA ELEM		0.00	573,412.51	0.00	573,412.51	(573,412.51)	78,868.42
56776 006_DS CAJON VALLEY USD		0.00	0.00	0.00	0.00	0.00	787.78
56779 032_DS SANTEE SCHOOL DIS		0.00	0.00	0.00	0.00	0.00	3,179.87
56780 032_DS SANTEE SCHOOL DIS		0.00	0.00	0.00	0.00	0.00	22.87
56781 031_DS SAN PASQUAL DS 19		0.00	0.00	0.00	0.00	0.00	471.43
56782 032_DS SANTEE SCHOOL DIS		0.00	0.00	0.00	0.00	0.00	0.21
56783 032_DS SANTEE SCHOOL DIS		0.00	285,000.00	0.00	285,000.00	(285,000.00)	34,041.64
56786 033_DS SAN YSIDRO 1997D		0.00	3,760,000.00	0.00	3,760,000.00	(3,760,000.00)	509,972.33
56791 033_DS SAN YSIDRO 1997E		0.00	0.00	0.00	0.00	0.00	108,136.43
56792 033_DS SAN YSIDRO 1997F		0.00	0.00	0.00	0.00	0.00	24.71
56793 035_DS SOUTH BAY 1997A G		0.00	0.00	0.00	0.00	0.00	435.95
56794 035_DS SOUTH BAY USD 200		0.00	0.00	0.00	0.00	0.00	0.07
56795 033_DS SAN YSIDRO 1997G		0.00	0.00	0.00	0.00	0.00	20.12
56797 019_DS LAKESIDE USD 2008		0.00	1,645,000.00	0.00	1,645,000.00	(1,645,000.00)	247,389.28
56798 019_DS LAKESIDE USD 2008		0.00	0.00	0.00	0.00	0.00	15.90
56799 010_DS DEHESA SCH DIST 2		0.00	58,150.00	0.00	58,150.00	(58,150.00)	7,572.14
56800 035_DS SOUTH BAY USD 201		0.00	0.00	0.00	0.00	0.00	755.37
56801 010_DS DEHESA SCH DIST 2		0.00	50,218.75	0.00	50,218.75	(50,218.75)	7,612.32
56802 020_DS LA MESA SPRING VA		0.00	0.00	0.00	0.00	0.00	0.03
56803 020_DS LA MESA SPRING VA		0.00	0.00	0.00	0.00	0.00	0.31
56804 019_DS LAKESIDE USD 2014		0.00	0.00	0.00	0.00	0.00	0.01
56805 033_DS SAN YSIDRO 2012 R		0.00	2,022,546.88	0.00	2,022,546.88	(2,022,546.88)	204,529.56
56806 006_DS CAJON VALLEY USD		0.00	739,362.51	0.00	739,362.51	(739,362.51)	135,464.82
56807 023_DS NATIONAL SCH DIST		0.00	601,040.63	0.00	601,040.63	(601,040.63)	104,977.22
56808 033_DS SAN YSIDRO 2015 R		0.00	2,598,375.00	0.00	2,598,375.00	(2,598,375.00)	243,543.81
56809 021_DS LEMON GROVE SD 20		0.00	241,725.00	0.00	241,725.00	(241,725.00)	32,400.61
56810 021_DS LEMON GROVE SD 20		0.00	0.00	0.00	0.00	0.00	0.01
56811 015_DS ESCONDIDO USD 201		0.00	906,496.88	0.00	906,496.88	(906,496.88)	106,190.62
56812 019_DS LAKESIDE USD 2015		0.00	154,303.13	0.00	154,303.13	(154,303.13)	28,817.64
56813 006_DS CAJON VALLEY USD		0.00	666,215.63	0.00	666,215.63	(666,215.63)	124,642.43
56814 028_DS RANCHO SANTA FE S		0.00	2,426,975.00	0.00	2,426,975.00	(2,426,975.00)	475,714.27
56815 014_DS ENCINITAS USD 201		0.00	685,000.00	0.00	685,000.00	(685,000.00)	12,979.75
56816 017_DS JAMUL DULZURA USD		0.00	135,884.38	0.00	135,884.38	(135,884.38)	(7,434.28)
56817 032_DS SANTEE SCHOOL DIS		0.00	1,793,099.70	0.00	1,793,099.70	(1,793,099.70)	94,119.98
56818 032_DS SANTEE SCHOOL DIS		0.00	295,882.50	0.00	295,882.50	(295,882.50)	42,512.18
56819 006_DS CAJON VALLEY USD		0.00	2,221,925.00	0.00	2,221,925.00	(2,221,925.00)	266,690.85
56820 035_DS SOUTH BAY USD 201		0.00	1,140,331.25	0.00	1,140,331.25	(1,140,331.25)	115,845.00
56821 035_DS SOUTH BAY USD 200		0.00	251,400.00	0.00	251,400.00	(251,400.00)	34,660.53
56822 035_DS SOUTH BAY USD 201		0.00	418,725.00	0.00	418,725.00	(418,725.00)	46,782.24

PERIODIC FINANCIAL STATEMENT - SCHEDULE OF REVENUES AND EXPENDITURES BY FUND AND ORGANIZATIONAL UNIT - GL041

Date:06-DEC-2025 12:49:54

COSD
Current Period: NOV-25

Currency: USD
No specific FUND requested

FUND	ORG	REVISED BUDGET	EXPENDITURES	ENCUMBRANCES	EXPENDITURES & ENCUMBRANCES	REMAINING BUDGET	REVENUE
56823 023_DS NATIONAL SCH DIST		0.00	197,025.00	0.00	197,025.00	(197,025.00)	41,594.01
56824 019_DS LAKESIDE USD 2016		0.00	397,825.00	0.00	397,825.00	(397,825.00)	46,083.77
56825 009_DS CHULA VISTA ELEM		0.00	1,448,700.00	0.00	1,448,700.00	(1,448,700.00)	261,041.82
56826 034_DS SOLANA BCH SFID 2		0.00	1,783,350.00	0.00	1,783,350.00	(1,783,350.00)	354,851.58
56827 007_DS CARDIFF SCH DIST		0.00	273,621.88	0.00	273,621.88	(273,621.88)	84,165.18
56828 006_DS CAJON VALLEY USD		0.00	0.00	0.00	0.00	0.00	0.01
56829 015_DS ESCONDIDO USD 201		0.00	4,177,375.00	0.00	4,177,375.00	(4,177,375.00)	365,268.88
56830 014_DS ENCINITAS USD 201		0.00	999,650.00	0.00	999,650.00	(999,650.00)	159,046.78
56831 021_DS LEMON GROVE SD 20		0.00	0.00	0.00	0.00	0.00	0.01
56832 021_DS LEMON GROVE SD 20		0.00	612,275.00	0.00	612,275.00	(612,275.00)	34,390.16
56834 032_DS SANTEE SCHOOL DIS		0.00	530,850.00	0.00	530,850.00	(530,850.00)	87,163.78
56835 006_DS CAJON VALLEY USD		0.00	766,390.63	0.00	766,390.63	(766,390.63)	127,761.20
56836 015_DS ESCONDIDO USD 201		0.00	1,648,653.13	0.00	1,648,653.13	(1,648,653.13)	208,041.20
56837 019_DS LAKESIDE USD 2014		0.00	411,256.25	0.00	411,256.25	(411,256.25)	86,071.97
56838 064_DS OCEANSIDE USD 201		0.00	0.00	0.00	0.00	0.00	53.40
56839 064_DS OCEANSIDE USD 201		0.00	0.00	0.00	0.00	0.00	17,768.88
56840 007_DS CARDIFF SCH DIST		0.00	247,368.76	0.00	247,368.76	(247,368.76)	62,250.39
56841 034_DS SOLANA BCH SFID 2		0.00	1,905,725.00	0.00	1,905,725.00	(1,905,725.00)	415,151.52
56842 021_DS LEMON GROVE SD 20		0.00	323,300.00	0.00	323,300.00	(323,300.00)	31,363.00
56843 011_DS DEL MAR 2018ELEC		0.00	1,329,259.38	0.00	1,329,259.38	(1,329,259.38)	295,178.52
56844 009_DS CHULA VISTA 2019		0.00	0.00	0.00	0.00	0.00	18.41
56845 006_DS CAJON VLY 2016B M		0.00	0.00	0.00	0.00	0.00	3,659.94
56846 032_DS SANTEE MEAS S SER		0.00	2,388,500.00	0.00	2,388,500.00	(2,388,500.00)	201,739.03
56847 035_DS S BAY MEAS NN 201		0.00	0.00	0.00	0.00	0.00	31.94
56848 006_DS CAJON VLY USD 202		0.00	1,397,625.00	0.00	1,397,625.00	(1,397,625.00)	175,413.63
56849 050_DS SAN DIEGO USD 202		0.00	775,153.25	0.00	775,153.25	(775,153.25)	215,631.26
56850 015_DS ESCONDIDO ELEM PR		0.00	711,000.00	0.00	711,000.00	(711,000.00)	106,452.39
56851 009_DS CHULA VISTA MEAS		0.00	5,115,700.00	0.00	5,115,700.00	(5,115,700.00)	451,145.76
56852 014_DS ENCINITAS 2020 RE		0.00	538,185.00	0.00	538,185.00	(538,185.00)	79,156.21
56853 014_DS ENCINITAS 2020 RE		0.00	0.00	0.00	0.00	0.00	94,296.21
56854 019_DS LAKESIDE USD 2021		0.00	450,300.00	0.00	450,300.00	(450,300.00)	80,976.79
56855 033_DS SAN YSIDRO MEAS U		0.00	506,800.00	0.00	506,800.00	(506,800.00)	100,919.40
56856 033_DS SAN YSIDRO MEAS T		0.00	416,911.48	0.00	416,911.48	(416,911.48)	75,291.38
56857 023_DS NATIONAL ELEM 201		0.00	238,289.00	0.00	238,289.00	(238,289.00)	30,675.96
56858 015_DS ESCONDIDO ELEM 20		0.00	1,012,214.40	0.00	1,012,214.40	(1,012,214.40)	146,417.45
56859 020_DS LA MESA SPRNG VLY		0.00	785,400.00	0.00	785,400.00	(785,400.00)	94,557.43
56860 015_DS ESCONDIDO UN ESD		0.00	370,700.00	0.00	370,700.00	(370,700.00)	119,005.33
56861 010_DS DEHESA ESD 2012B		0.00	5,512.50	0.00	5,512.50	(5,512.50)	1,096.90
56862 010_DS DEHESA ESD 2022A		0.00	35,691.25	0.00	35,691.25	(35,691.25)	7,107.77
56863 010_DS DEHESA ESD 2022B		0.00	26,093.00	0.00	26,093.00	(26,093.00)	4,727.26
56864 010_DS DEHESA ESD 2022C		0.00	8,915.00	0.00	8,915.00	(8,915.00)	1,269.91
56865 015_DS ESCONDIDO ESD 201		0.00	1,007,900.00	0.00	1,007,900.00	(1,007,900.00)	56,667.73
56866 011_DS DEL MAR ESD 2022B		0.00	3,260,000.00	0.00	3,260,000.00	(3,260,000.00)	415,392.06
56867 021_DS LEMON GROVE ESD 2		0.00	354,766.80	0.00	354,766.80	(354,766.80)	41,893.42
56868 021_DS LEMON GROVE ESD 2		0.00	621,250.00	0.00	621,250.00	(621,250.00)	60,168.87
56869 023_DS NATIONAL ESD 2016		0.00	208,243.75	0.00	208,243.75	(208,243.75)	54,543.14
56870 035_DS SOUTH BAY USD 201		0.00	406,050.00	0.00	406,050.00	(406,050.00)	78,475.27
56871 035_DS SOUTH BAY ESD 200		0.00	177,000.00	0.00	177,000.00	(177,000.00)	40,498.63
56872 035_DS SOUTH BAY ESD 202		0.00	778,125.00	0.00	778,125.00	(778,125.00)	91,326.49
56873 035_DS SOUTH BAY USD 202		0.00	0.00	0.00	0.00	0.00	727,793.92
56874 011_DS DEL MAR USD 2024C		0.00	574,900.00	0.00	574,900.00	(574,900.00)	283,849.30
56875 006_DS CAJON VALLEY ESD		0.00	1,159,500.00	0.00	1,159,500.00	(1,159,500.00)	376,050.82
56876 006_DS CAJON VALLEY ESD		0.00	6,481,375.00	0.00	6,481,375.00	(6,481,375.00)	363,261.65
56877 033_DS SAN YSIDRO MEAS U		0.00	1,457,050.00	0.00	1,457,050.00	(1,457,050.00)	279,107.44

PERIODIC FINANCIAL STATEMENT - SCHEDULE OF REVENUES AND EXPENDITURES BY FUND AND ORGANIZATIONAL UNIT - GL041

Date:08-DEC-2025 12:49:54

COSD
Current Period NOV-25

Currency: USD
No specific FUND requested

FUND	ORG	REVISED BUDGET	EXPENDITURES	ENCUMBRANCES	EXPENDITURES & ENCUMBRANCES	REMAINING BUDGET	REVENUE
56878 033_DS SAN YSIDRO MEAS T		0.00	1,501,175.00	0.00	1,501,175.00	(1,501,175.00)	285,015.92
56879 033_DS SAN YSIDRO ESD 20		0.00	382,700.00	0.00	382,700.00	(382,700.00)	21,231.66
56880 020_DS LA MESA-SV ESD 20		0.00	2,022,500.00	0.00	2,022,500.00	(2,022,500.00)	296,061.97
56881 006_DS CAJON VALLEY ESD		0.00	1,333,625.00	0.00	1,333,625.00	(1,333,625.00)	177,500.25
56882 020_DS LA MESA-SV ESD 20		0.00	1,389,725.00	0.00	1,389,725.00	(1,389,725.00)	131,641.97
56884 023_DS NATIONAL ESD 2016		0.00	450,000.00	0.00	450,000.00	(450,000.00)	58,282.40
56886 032_DS SANTEE ESD 2025A		0.00	177,304.86	0.00	177,304.86	(177,304.86)	420,438.72
56888 014_DS ENCINITAS ESD 202		0.00	700,000.02	0.00	700,000.02	(700,000.02)	747,252.88
56890 033_DS SAN YSIDRO ESD 20		0.00	0.00	0.00	0.00	0.00	69,195.08
56891 033_DS SAN YSIDRO MEAS T		0.00	0.00	0.00	0.00	0.00	34,570.47
56892 033_DS SAN YSIDRO MEAS U		0.00	0.00	0.00	0.00	0.00	32,038.00
56895 066_DS WARNER USD 2025A		0.00	0.00	0.00	0.00	0.00	169,941.19
56898 021_DS LEMON GROVE ESD 2		0.00	0.00	0.00	0.00	0.00	593,881.75
56899 021_DS LEMON GROVE ESD 2		0.00	0.00	0.00	0.00	0.00	593,881.58
56900 021_DS LEMON GROVE ESD 2		0.00	0.00	0.00	0.00	0.00	1,149,803.66
57520 040_DS ESCONDIDO HIGH 19		0.00	0.00	0.00	0.00	0.00	0.92
57521 040_DS ESCONDIDO UN HI 2		0.00	7,804,906.25	0.00	7,804,906.25	(7,804,906.25)	821,897.61
57522 040_DS ESCONDIDO UN HI 2		0.00	0.00	0.00	0.00	0.00	5,245.24
57523 040_DS ESCONDIDO UHSD 20		0.00	320,593.75	0.00	320,593.75	(320,593.75)	45,894.75
57531 042_DS GROSSMONT UNION H		0.00	5,380,000.00	0.00	5,380,000.00	(5,380,000.00)	650,754.60
57532 042_DS GROSSMONT UNION H		0.00	12,360,000.00	0.00	12,360,000.00	(12,360,000.00)	1,522,902.62
57533 042_DS GROSSMONT UNION H		0.00	5,210,000.00	0.00	5,210,000.00	(5,210,000.00)	720,181.69
57534 042_DS GROSSMONT UNION H		0.00	0.00	0.00	0.00	0.00	0.06
57535 042_DS GROSSMONT UNION H		0.00	0.00	0.00	0.00	0.00	0.06
57536 042_DS GROSSMONT UNION H		0.00	0.00	0.00	0.00	0.00	0.25
57537 042_DS GROSSMONT UNION H		0.00	25,674,601.05	0.00	25,674,601.05	(25,674,601.05)	22,716,968.85
57538 042_DS GROSSMONT UHSD 20		0.00	0.00	0.00	0.00	0.00	0.03
57540 043_DS JULIAN UNION HS 1		0.00	0.00	0.00	0.00	0.00	0.42
57541 042_DS GROSSMONT UHSD 20		0.00	0.00	0.00	0.00	0.00	11,105.14
57542 043_DS JULIAN UHSD 2010E		0.00	238,456.25	0.00	238,456.25	(238,456.25)	35,971.22
57543 042_DS GROSSMONT UHSD 20		0.00	0.00	0.00	0.00	0.00	0.03
57544 042_DS GROSSMONT UHSD 20		0.00	612,744.44	0.00	612,744.44	(612,744.44)	55,218.53
57545 042_DS GROSSMONT UHSD 20		0.00	748,453.13	0.00	748,453.13	(748,453.13)	(56,660.07)
57546 042_DS GROSSMONT UHSD 20		0.00	3,450,150.00	0.00	3,450,150.00	(3,450,150.00)	584,250.25
57547 042_DS GROSSMONT UHSD SI		0.00	21,990,000.00	0.00	21,990,000.00	(21,990,000.00)	70,780.93
57548 042_DS GROSSMONT UHSD 20		0.00	1,548,775.00	0.00	1,548,775.00	(1,548,775.00)	324,160.90
57549 042_DS GROSSMONT UHSD EL		0.00	1,179,700.00	0.00	1,179,700.00	(1,179,700.00)	167,276.50
57551 045_DS SAN DIEGUITO UHSD		0.00	0.00	0.00	0.00	0.00	50,487.78
57553 045_DS SAN DIEGUITO UHSD		0.00	1,515,512.50	0.00	1,515,512.50	(1,515,512.50)	56,156.31
57555 045_DS SAN DIEGUITO UHSD		0.00	2,588,806.25	0.00	2,588,806.25	(2,588,806.25)	588,949.66
57556 042_DS GROSSMONT UHSD EL		0.00	1,310,950.00	0.00	1,310,950.00	(1,310,950.00)	245,877.68
57557 042_DS GROSSMONT UHSD 20		0.00	0.00	0.00	0.00	0.00	0.02
57558 042_DS GROSSMONT UHSD 20		0.00	377,418.76	0.00	377,418.76	(377,418.76)	67,538.19
57559 046_DS SWEETWATER UNION		0.00	2,063,005.00	0.00	2,063,005.00	(2,063,005.00)	74,356.22
57562 046_DS SWEETWATER UN HIG		0.00	8,995,000.00	0.00	8,995,000.00	(8,995,000.00)	349,037.78
57563 046_DS SWEETWATER UNION		0.00	0.00	0.00	0.00	0.00	0.06
57564 046_DS SWEETWATER UHSD 2		0.00	4,695,500.00	0.00	4,695,500.00	(4,695,500.00)	231,862.85
57565 046_DS SWEETWATER UHSD 2		0.00	3,866,675.00	0.00	3,866,675.00	(3,866,675.00)	665,858.09
57566 046_DS SWEETWATER UHSD 2		0.00	5,897,803.14	0.00	5,897,803.14	(5,897,803.14)	677,201.60
57567 041_DS FALLBROOK UNION H		0.00	256,906.25	0.00	256,906.25	(256,906.25)	39,205.83
57568 046_DS SWEETWATER UHSD 2		0.00	552,150.00	0.00	552,150.00	(552,150.00)	110,039.14
57569 061_DS POWAY SFID2002-1		0.00	5,194,651.23	0.00	5,194,651.23	(5,194,651.23)	747,739.77
57570 061_DS POWAY USD 2008B		0.00	0.00	0.00	0.00	0.00	131.54
57571 061_DS POWAY USD SFID 20		0.00	0.00	0.00	0.00	0.00	11.65

PERIODIC FINANCIAL STATEMENT - SCHEDULE OF REVENUES AND EXPENDITURES BY FUND AND ORGANIZATIONAL UNIT - GL041

Date:08-DEC-2025 12:49:54

COSD
Current Period: NOV-25

Currency: USD
No specific FUND requested

FUND	ORG	REVISED BUDGET	EXPENDITURES	ENCUMBRANCES	EXPENDITURES & ENCUMBRANCES	REMAINING BUDGET	REVENUE
57572 061_DS POWAY USD SFID 20		0.00	7,623,425.00	0.00	7,623,425.00	(7,623,425.00)	504,535.06
57574 042_DS GROSSMONT UHSD 20		0.00	591,200.00	0.00	591,200.00	(591,200.00)	161,502.36
57576 045_DS SAN DIEGUITO UHSD		0.00	363,700.00	0.00	363,700.00	(363,700.00)	100,968.54
57577 042_DS GROSSMT UHSD 2016		0.00	1,160,125.00	0.00	1,160,125.00	(1,160,125.00)	239,684.29
57578 042_DS GROSSMT 2016 2019		0.00	940,250.00	0.00	940,250.00	(940,250.00)	201,181.20
57579 042_DS GROSSMT 2006 2019		0.00	253,900.00	0.00	253,900.00	(253,900.00)	61,088.73
57580 042_DS GROSSMT PROP U 20		0.00	681,750.00	0.00	681,750.00	(681,750.00)	145,280.30
57581 045_DS SAN DIEGUITO UHSD		0.00	8,159,072.60	0.00	8,159,072.60	(8,159,072.60)	1,304,764.62
57582 041_DS FALLBROOK UHSD 20		0.00	202,315.63	0.00	202,315.63	(202,315.63)	40,003.34
57583 042_DS GROSSMT 2006 PROP		0.00	429,537.51	0.00	429,537.51	(429,537.51)	53,120.63
57584 042_DS GROSSMONT UHSD 20		0.00	0.00	0.00	0.00	0.00	56.38
57585 045_DS SAN DIEGUITO UHSD		0.00	763,944.95	0.00	763,944.95	(763,944.95)	151,256.22
57586 045_DS SAN DIEGUITO UHSD		0.00	0.00	0.00	0.00	0.00	2,672.81
57587 045_DS SAN DIEGUITO UHSD		0.00	1,064,993.75	0.00	1,064,993.75	(1,064,993.75)	292,537.97
57588 041_DS FALLBROOK UHSD 20		0.00	641,775.00	0.00	641,775.00	(641,775.00)	94,072.56
57589 042_DS GROSSMONT UHSD 20		0.00	593,750.00	0.00	593,750.00	(593,750.00)	139,414.03
57590 046_DS SWEETWATER UHSD 2		0.00	10,896,350.00	0.00	10,896,350.00	(10,896,350.00)	1,140,269.51
57591 046_DS SWEETWATER USHD 2		0.00	1,053,750.00	0.00	1,053,750.00	(1,053,750.00)	197,113.85
57592 046_DS SWEETWATER UHSD 2		0.00	4,126,875.00	0.00	4,126,875.00	(4,126,875.00)	5,590,281.70
57593 046_DS SWEETWATER UHSD 2		0.00	855,670.67	0.00	855,670.67	(855,670.67)	2,880.99
57594 046_DS SWEETWATER UHSD 2		0.00	802,614.72	0.00	802,614.72	(802,614.72)	1,279,740.60
57595 042_DS GROSSMONT UHSD 20		0.00	2,171,000.00	0.00	2,171,000.00	(2,171,000.00)	2,568,897.56
57596 042_DS GROSSMONT UHSD 20		0.00	34,640.00	0.00	34,640.00	(34,640.00)	45,932.43
57598 045_DS SAN DIEGUITO UHSD		0.00	1,511,260.41	0.00	1,511,260.41	(1,511,260.41)	1,989,046.05
57599 046_DS SWEETWATER UHSD 2		0.00	121,666.67	0.00	121,666.67	(121,666.67)	89,129.85
58490 053_DS GROSS CUY CC 2021		0.00	1,381,850.00	0.00	1,381,850.00	(1,381,850.00)	367,882.42
58491 053_DS GROSS CUY CC 2021		0.00	2,606,758.95	0.00	2,606,758.95	(2,606,758.95)	350,637.27
58492 053_DS GROSS CUY CC 2018		0.00	0.00	0.00	0.00	0.00	220,599.06
58493 053_DS GROSS CUY CC 2018		0.00	2,648,300.00	0.00	2,648,300.00	(2,648,300.00)	619,636.39
58494 053_DS GROSS CUY CC 2013		0.00	0.00	0.00	0.00	0.00	13,028.07
58495 053_DS GROSS CUY CC 2012		0.00	0.00	0.00	0.00	0.00	3,447.65
58496 053_DS GROSS CUY COMM CO		0.00	19,060,000.00	0.00	19,060,000.00	(19,060,000.00)	1,867,291.14
58497 053_DS GROSS CUY COMM CO		0.00	0.00	0.00	0.00	0.00	0.04
58502 055_DS SOUTHWESTERN CC 2		0.00	4,175,000.00	0.00	4,175,000.00	(4,175,000.00)	974,667.65
58503 055_DS SOUTHWESTERN CC R		0.00	0.00	0.00	0.00	0.00	0.09
58504 055_DS SOUTHWESTERN CC P		0.00	0.00	0.00	0.00	0.00	0.02
58505 055_DS SOUTHWESTERN CC 2		0.00	0.00	0.00	0.00	0.00	0.07
58506 055_DS SOUTHWESTERN CC 2		0.00	0.00	0.00	0.00	0.00	6,125.61
58508 055_DS SOUTHWESTERN CC 2		0.00	3,966,750.00	0.00	3,966,750.00	(3,966,750.00)	148,572.20
58509 055_DS SOUTHWESTERN CC 2		0.00	0.00	0.00	0.00	0.00	1.56
58510 055_DS SOUTHWESTERN CC 2		0.00	0.00	0.00	0.00	0.00	1.58
58511 055_DS SOUTHWESTERN CC 2		0.00	4,221,650.00	0.00	4,221,650.00	(4,221,650.00)	613,507.15
58512 055_DS SOUTHWESTERN CC 2		0.00	2,585,871.88	0.00	2,585,871.88	(2,585,871.88)	541,501.75
58513 055_DS SOUTHWESTERN CC P		0.00	2,505,415.52	0.00	2,505,415.52	(2,505,415.52)	297,881.04
58514 055_DS SOUTHWESTERN CC P		0.00	1,441,525.00	0.00	1,441,525.00	(1,441,525.00)	206,407.12
58515 055_DS SOUTHWESTERN CC M		0.00	770,725.00	0.00	770,725.00	(770,725.00)	137,383.02
58516 055_DS SOUTHWESTERN CC 2		0.00	2,701,752.83	0.00	2,701,752.83	(2,701,752.83)	590,269.03
58517 055_DS SOUTHWESTERN CC 2		0.00	1,065,184.38	0.00	1,065,184.38	(1,065,184.38)	201,342.39
58518 052_DS PALOMAR CC DS 200		0.00	4,078,212.50	0.00	4,078,212.50	(4,078,212.50)	804,031.50
58519 052_DS PALOMAR CC DS 200		0.00	2,260,125.00	0.00	2,260,125.00	(2,260,125.00)	63,758.05
58520 052_DS PALOMAR CC DS 200		0.00	0.00	0.00	0.00	0.00	0.03
58521 052_DS PALOMAR CC DS 200		0.00	5,030,000.00	0.00	5,030,000.00	(5,030,000.00)	773,918.17
58522 052_DS PALOMAR CC 2015 G		0.00	0.00	0.00	0.00	0.00	239,680.37
58523 052_DS PALOMAR CC 2017 R		0.00	2,218,800.00	0.00	2,218,800.00	(2,218,800.00)	463,467.18

PERIODIC FINANCIAL STATEMENT - SCHEDULE OF REVENUES AND EXPENDITURES BY FUND AND ORGANIZATIONAL UNIT - GL041

Date:08-DEC-2025 12:49:54

COSD

Current Period: NOV-25

Currency: USD

No specific FUND requested

FUND	ORG	REVISED BUDGET	EXPENDITURES	ENCUMBRANCES	EXPENDITURES & ENCUMBRANCES	REMAINING BUDGET	REVENUE
58524 052_DS PALOMAR CC 2020 R		0.00	4,913,411.41	0.00	4,913,411.41	(4,913,411.41)	793,453.07
58525 052_DS_PALOMAR CC 2021 G		0.00	3,114,678.58	0.00	3,114,678.58	(3,114,678.58)	1,354,184.80
58535 054_DS MIRACOSTA CC 2016		0.00	2,063,325.00	0.00	2,063,325.00	(2,063,325.00)	478,557.81
58536 054_DS MIRACOSTA CC 2016		0.00	5,590,521.88	0.00	5,590,521.88	(5,590,521.88)	1,340,246.19
58537 054_DS MIRACOSTA CCD 201		0.00	6,025,118.76	0.00	6,025,118.76	(6,025,118.76)	1,142,914.26
58540 055_DS SOUTHWESTERN CC 2		0.00	4,273,925.00	0.00	4,273,925.00	(4,273,925.00)	850,045.76
58541 055_DS SOUTHWESTERN CC 2		0.00	1,696,625.00	0.00	1,696,625.00	(1,696,625.00)	331,303.64
58542 055_DS SOUTHWESTERN CC 2		0.00	0.00	0.00	0.00	0.00	6,697,387.83
58553 060_DS SAN DIEGO COMM CO		0.00	0.00	0.00	0.00	0.00	34.47
58554 060_DS SAN DIEGO COMM CO		0.00	0.00	0.00	0.00	0.00	2.33
58555 060_DS SAN DIEGO COMM CO		0.00	0.00	0.00	0.00	0.00	4.87
58556 060_DS SAN DIEGO COMM CO		0.00	0.00	0.00	0.00	0.00	3,255.40
58557 060_DS SAN DIEGO CC 2012		0.00	0.00	0.00	0.00	0.00	459.33
58558 060_DS SDCCD 2006 SERIES		0.00	0.00	0.00	0.00	0.00	3,983.79
58559 060_DS SDCCD 2002 SERIES		0.00	20,300.00	0.00	20,300.00	(20,300.00)	4,641.82
58560 060_DS SDCCD 2006 SERIES		0.00	7,371,400.00	0.00	7,371,400.00	(7,371,400.00)	1,202,438.61
58561 060_DS SDCCD 2016 REF		0.00	23,702,875.00	0.00	23,702,875.00	(23,702,875.00)	3,553,239.33
58562 060_DS SDCC2019REF PROPN		0.00	30,421,901.21	0.00	30,421,901.21	(30,421,901.21)	3,277,044.74
58563 060_DS SDCC2019REF PROPN		0.00	3,108,242.49	0.00	3,108,242.49	(3,108,242.49)	943,344.20
58564 060_DS SDCCD 2021 REF		0.00	13,918,683.73	0.00	13,918,683.73	(13,918,683.73)	2,295,733.26
58565 060_DS SDCCD 2024 REF		0.00	3,942,325.00	0.00	3,942,325.00	(3,942,325.00)	833,473.32
58566 060_DS SDCCD SERIES 2025		0.00	17,224,272.78	0.00	17,224,272.78	(17,224,272.78)	568,824.50
58567 060_DS SDCCD SERIES 2025		0.00	4,610,863.19	0.00	4,610,863.19	(4,610,863.19)	5,938,107.06
58570 061_DS POWAY USD 2025 RE		0.00	8,860,250.00	0.00	8,860,250.00	(8,860,250.00)	8,588,294.92
REPORT TOTAL		11,327,664,316.55	4,229,880,117.84	3,074,990,002.94	7,304,870,120.78	4,022,794,195.77	1,880,801,788.71

COSD CLERK OF THE BOARD
2025 DEC 23 PM4:57

CHIEF ADMINISTRATIVE OFFICE
1600 PACIFIC HIGHWAY, ROOM 209, SAN DIEGO, CALIFORNIA 92101-2422
(619) 531-5880

EBONY N. SHELTON
CHIEF ADMINISTRATIVE OFFICER

CAROLINE SMITH
ASSISTANT CHIEF
ADMINISTRATIVE OFFICER

December 23, 2025

TO: Supervisor Terra Lawson-Remer, Chair
Supervisor Monica Montgomery Steppe, Vice Chair
Supervisor Paloma Aguirre, Chair Pro Tem
Supervisor Joel Anderson
Supervisor Jim Desmond

FROM: Ebony N. Shelton
Chief Administrative Officer

LEADING THROUGH CHANGE: POSITIONING THE COUNTY FOR A STRONG 2026 WITH STRATEGY, ACCOUNTABILITY, AND COMMUNITY IMPACT

I am pleased to provide the Board of Supervisors (Board) with this memorandum as we close out the year, highlighting the remarkable efforts of the County of San Diego (County) team in delivering high-impact services to our communities based on your Board's direction. What makes this organization truly exceptional is not only the expertise and dedication of our workforce but also their unwavering commitment to collaboration, transformation, and continuous improvement.

I take immense pride in the County team's ability to anticipate challenges, respond with thoughtful and forward-looking strategies, and achieve measurable outcomes that enhance residents' lives. Whether addressing emergency preparedness, expanding housing solutions, advancing workforce development, or fostering formal mentorship programs, the team consistently demonstrates resilience and a shared dedication to public service. Each day, we integrate fiscal stewardship with innovative practices to ensure resources are used effectively, opportunities are accessible to all, and services are delivered at the highest standard.

Over the past several years, the County has undergone significant transformations, including modernization of service delivery models, implementation of advanced technologies, and structural realignments to better serve our communities. These changes have positioned us as a forward-thinking organization that embraces innovation while safeguarding fiscal responsibility. Looking ahead to 2026,

we anticipate additional transformative initiatives that will further strengthen our ability to meet the dynamic needs of our residents.

The County team's adaptability has been a cornerstone of our success. Despite mandated changes and the ever-changing landscape of community needs and available resources, staff have consistently demonstrated flexibility and resilience. By embracing continuous learning and cross-functional collaboration, the team has not only absorbed these changes but turned them into opportunities for improvement and innovation. This adaptability ensures that we remain responsive, effective, and aligned with your Board's vision for a thriving San Diego County.

As we reflect on the past year, the accomplishments highlighted in the following sections reflect not only the County team's extraordinary talent and dedication but also the focused leadership that guides and amplifies these efforts. Under this guidance, the County turns vision into results, and I am honored to serve in this role alongside a workforce that consistently rises to meet the moment. Looking ahead to the new year, through this combination of strategic vision and collaborative execution, the County will continue to deliver meaningful results for our communities, ensuring we remain a model of effective, innovative, and responsive local government.

Update on First Round of Thematic Goals

On September 4, 2025, I shared with your Board that I had introduced Thematic Goals, short-term enterprise-wide priorities identified for immediate, strategic attention to our organization's leadership. The first round of these Thematic Goals has come to a close and the results demonstrate the effectiveness of a focused, time-bound, and values-driven model for accelerating enterprise impact. This initiative brought clarity to priority areas, activated cross-departmental talent, and created momentum around complex challenges that benefit from concentrated, collaborative attention.

Through the Service Squad model, staff from across the enterprise came together with a renewed sense of purpose, accountability, and shared ownership. By intentionally bringing both emerging talent and seasoned leaders into the same space, the County strengthened its ability to break down silos, elevate new ideas, and foster a culture rooted in trust, innovation, and operational excellence. This approach not only delivered tangible progress within 30, 60, and 90-day timeframes, but also reshaped how teams engage with one another and with ambitious enterprise-wide goals.

Several key outcomes emerged from this first round. The Quality Leadership Hiring and Recruiting effort resulted in practical tools and frameworks to strengthen executive and leadership recruitment, which are already informing current and future hiring efforts. The Excellence in Animal Services focus set the stage for clearer standards, increased transparency, stronger internal engagement, and enhanced partnerships, reinforcing the County's commitment to compassionate, high-quality service delivery.

The Foster a Culture of Innovation initiative launched five interconnected pilots to explore an innovation culture survey, a scalable idea platform, enhancements to the Promoting Innovation and Performance Enhancement Review (PIPER) program, launching innovation fellowships, and updating Unclassified Performance Evaluation (UPE) metrics.

The Innovation Stewardship Council (ISC) has developed a comprehensive Culture of Innovation Governance Framework. This framework is intended to serve as the County's foundational playbook for innovation, providing both strategic direction and an operational manual to guide implementation. Designed to be iterative and adaptive over time, the framework establishes a clear governance structure, delineates roles and responsibilities, and identifies the resources required to effectively support all five components of the County's innovation model. The framework also recommends the continuation of the ISC as a core element of the governance structure and outlines pathways for scaling and maturation as the County's culture of innovation continues to evolve.

Similarly, the Creating a Culture of Information Sharing initiative advanced best practices for communication, collaboration, and transparency. Through interviews and listening sessions the team identified solutions that lay the groundwork for more consistent, efficient, and aligned information flow across departments and leadership levels.

Going forward, we will establish a Committee on Culture of Information Sharing that will ensure the Quick Reference Guides created by the team are used to promote the use of standardized communication protocols at the executive and departmental levels. We will also be conducting quarterly evaluations to measure outcomes such as reduced duplication, faster turnaround times, and improved feedback flow from Board Offices and County leadership.

The Housing for All and Enhance Economic Prosperity thematic goals further demonstrated the power of this model to drive cross-sector coordination, focus resources, and accelerate progress on some of the County's most complex and urgent priorities. These efforts strengthened partnerships, advanced new tools and programs, improved access, and enhanced accountability through clearer metrics and shared visibility into outcomes.

Improving the Lives of People Impacted by the Tijuana River Valley Crisis was reported as a Thematic Goal in April and has been transitioned to a more substantial working group under your Board's direction. This ongoing group is focused on operationalizing your Board's bold leadership direction to confront a longstanding regional crisis while looking for innovative data-supported solutions that can deliver measurable improvements to the health and safety of those affected. The team continues to strengthen collaboration and advocacy with federal, state and local partners while keeping the Board and the community informed as new strategies advance.

Beyond the individual milestones achieved under each goal, the most enduring impact of this first round of Thematic Goals is the cultural shift it ignited. Staff were empowered to think boldly, engage

collaboratively, and act with a heightened sense of responsibility to the communities we serve. The model created a repeatable framework for future enterprise priorities, one that is grounded in equity, innovation, shared leadership, and measurable progress.

This work reflects our ability to move vision into action and to build systems that sustain momentum long after the initial 90-day window has closed. The close of this first phase is not an end, but a foundation upon which the County will continue to build as it identifies and advances the next set of strategic, high-impact priorities.

Guiding Principles: A Culture in Action
I first introduced the Guiding Principles of Be Bold, Be Curious, Be Kind, and Do the Right Thing with Heart to the organization in Fall of 2024, and they are now embedded in how we plan, serve, and lead. By the end of this calendar year, we project 9,020 employees will have completed the Guiding Principles training, reflecting an unprecedented scale of engagement and signaling systemic culture change across departments.

The adoption of the Guiding Principles is being reinforced through ongoing evaluation and practical follow-through. A countywide compilation of evaluation results is underway to provide clear insight into impact, and departments will actively review session feedback to strengthen daily application of the principles.

To sustain momentum, we are expanding supports that make the principles visible and actionable: branding assets such as videos, posters and Teams backgrounds are complete, and a catalog of Guiding Principles merchandise is being made available to departments to assist in keeping the message present in the workplace.

Looking ahead, delivery of workshops and training will continue to ensure we can deepen leadership skills that align directly with the Guiding Principles, and our everyday actions match our principles.

Maintaining an Effective, Positive Operating Environment
Even in the face of complex challenges, such as shifting mandates, evolving community needs, and resource constraints, the County team has maintained a positive and productive operating environment, grounded in transparency, problem-solving, and mutual support. The Guiding Principles provided shared language and expectations that help teams navigate complexity with clarity and compassion, turning uncertainty into forward progress. This resilience has been evident across departments at every level of service delivery.

Recruiting the Next Generation of County Leaders
In alignment with our commitment to excellence and our Guiding Principles, the County is actively advancing recruitment efforts for several key executive positions. These roles are essential to sustaining

high-impact service delivery, driving innovation, and ensuring the County remains responsive to the evolving needs of our communities.

We are currently executing recruitment plans for the following leadership positions which we anticipate being filled in early 2026:

- Deputy Chief Administrative Officer, Health and Human Services Agency (HHSA)
- Chief Operations Officer, HHSA
- Director, Human Resources
- Director, Self-Sufficiency Services
- Director, Office of Emergency Services
- Registrar of Voters

A concerted effort has been made to ensure these, and all future, recruitment efforts reflect our commitment to our organization's Guiding Principles:

- Being Bold by seeking visionary leaders who can navigate complexity and champion transformative change.
- Being Curious by engaging diverse perspectives and exploring new approaches to leadership that reflect the dynamic needs of our region.
- Being Kind by fostering inclusive, respectful recruitment processes that value people and relationships.
- Doing the Right Thing by ensuring transparency, integrity, and a deep focus on public service in every step of the process.

To ensure that these efforts remain at the forefront of County recruitment, the team created a toolkit available to all hiring teams and County executives. This tool will ensure that recruiting and hiring becomes a more collaborative process between County Human Resources and the Departmental hiring leads as they identify, together, the best strategy and approach for bringing in or promoting leaders.

Executive Onboarding and Culture Integration

Recognizing that strong leadership begins with intentional alignment, we have designed a comprehensive executive onboarding experience to ensure incoming leaders not only understand the County's operational framework, but fully embrace the County's culture, values, and "One County Team" mindset. This effort reflects a thoughtful shift from traditional orientation to a truly immersive leadership integration model, one that prioritizes trust, connection, innovation, and shared purpose.

New executives receive foundational knowledge of the County's Strategic Plan, organizational values, governance structure, and Guiding Principles before they step into their roles. This early engagement sets clear expectations while signaling the importance of alignment with County priorities and community impact.

At the core of this initiative is a CAO-led cohort experience, where executives come together to deepen their understanding of the County's General Management System, strategic priorities, and leadership expectations. These sessions provide a forum not only for learning, but for relationship-building, shared reflection, and dialogue around what it truly means to lead within the County. By intentionally creating space for executives to connect as a cohort, we are building a more collaborative leadership community that extends beyond departmental silos.

In partnership with department leaders, the experience is further tailored through operational deep dives and stakeholder engagement. This layered approach not only accelerates understanding of department-specific responsibilities but strengthens cross-functional relationships and promotes knowledge-sharing across the organization. Workshops and curated learning opportunities reinforce key competencies such as communication, crisis management, compliance, and the effective use of technology in public service.

We are creating a standardized yet flexible model that does more than onboard; it cultivates belonging, strengthens leadership capacity, and reinforces the County's commitment to excellence. It also creates an intentional opportunity to welcome leaders joining the County from outside the organization, providing them with a strong foundation to navigate the scale and complexity of what can often be an overwhelming enterprise. This approach not only equips our leaders to thrive from day one, but also ensures they are grounded in the values and vision that define the County's mission.

Countywide Mentorship: Supporting Every Step of the Journey

At the heart of a thriving organization is a workforce that is supported and is inspired to grow. Across the County, employees have expressed a desire for more visibility into leadership journeys, clearer pathways to advancement, and opportunities to connect across roles and departments. This year, we listened intently and co-created two new mentorship programs that reflect our shared values and aspirations.

These efforts were shaped by the voices of staff, informed by best practices from peer organizations, and grounded in the County's commitment to belonging. The result is a dual approach to mentorship that meets people where they are, whether they are seeking inspiration from leadership stories or looking to build relationships through shared learning experiences.

Mentor Moments is a video series featuring candid conversations with County leaders that brings mentorship into everyday spaces. It is accessible anytime in the County's Learning Management System and offers a window into the real stories of growth, challenge, and purpose that define leadership across the organization. County Connect will launch in early 2026 and will create a structured, in-person experience where frontline staff, supervisors, and unclassified employees come together to learn from one another, explore career development, and strengthen cross-departmental relationships.

These programs are just the beginning. As we move into 2026, we are excited to see this work continue to grow and reach more employees, deepen connections, and reinforce a culture where mentorship is not a one-time event, but a shared responsibility and a daily practice. By investing in mentorship, we are investing in people. This is creating the future where everyone has the opportunity to learn, lead, and thrive.

Driving Economic Prosperity Through Inclusive Procurement
In response to your Board's direction, we took bold, measurable steps to transform procurement into a powerful tool for economic equity and regional prosperity. Through a combination of policy reform, community engagement, and data-driven strategy, we are elevating procurement from a back-office function to a frontline driver of inclusive growth.

A key milestone this year was the Board's adoption of updated procurement policies designed to reduce barriers and expand access for small and local businesses. These changes included raising the small local business preference from 5% to 15%, expanding the use of simplified procurement methods like RFQs, and formally recognizing new business categories such as Social Equity Enterprises (SEEs). These updates also broadened our definition of small businesses to include nonprofits, veteran-owned businesses, and those not yet state-certified but meeting eligibility criteria.

These reforms support the goal of directing 25% of the County's $2.2 billion in annual contract spending to small businesses and have the potential to keep $550 million per year circulating in the local economy.

In order to assist in providing data related to procurement, we have launched an internal Economic Prosperity dashboard which provides information on contract spend by the County.

Additionally, through the Small Business Program in the Office of Economic Development & Government Affairs (EDGA), we've expanded outreach, streamlined processes, and provided technical assistance to help small and diverse businesses compete for County contracts. These efforts are not only improving service delivery but also strengthening our local economy and supporting job creation and long-term resilience.

In recognition of this work, the County was honored with the 2025 Leadership Award for Supplier Engagement by the Sustainable Purchasing Leadership Council (SPLC). The award celebrates organizations that demonstrate exceptional leadership in sustainable procurement. The County was recognized for its equity-centered, sustainability-focused approach to supplier engagement, including a year-long, phased strategy that reached nearly 400 organizations and generated more than 1,500 touchpoints with County staff. This international recognition affirms our leadership in using procurement as a lever for sustainability, equity, and economic resilience.

To ensure our continued efforts remain grounded in community insight, our team partnered with the Asian Business Association Foundation to further our engagement and conduct a region-wide survey on public

perceptions of our procurement operations. This independent perspective on our processes is critical to ensure that we are not only hearing from the community but meaningfully responding to what we learn. The assessment highlights both challenges and opportunities, pointing to a need for broader outreach, simpler and more accessible processes, deeper participation from businesses and nonprofits, and continued, intentional trust-building at a time when many in our region are facing economic uncertainty.

These findings will directly inform how we continue to refine our approaches, strengthen engagement, and remove barriers to ensure our work remains responsive to the realities of the communities and partners we serve.

These accomplishments and lessons learned reflect more than operational success. They represent a deliberate, values-driven approach to governance. We have built and continue to refine a procurement model that is transparent, inclusive, and aligned with our broader vision for economic equity. As we move into the new year, we do so with momentum and a clear path forward.

Key Performance Indicators

Building upon the County's reimagined General Management System (GMS) and its core components of evaluation and accountability, we have led the establishment of the County's first enterprise-wide Key Performance Indicator (KPI) framework tied directly to the County's Strategic Plan. This effort closes a long-standing gap between strategic vision and enterprise-level performance measurement, creating a consistent, transparent, and data-informed approach to evaluating progress across the organization.

Historically, departments have tracked a range of metrics to support decision-making within individual programs and services. The effort to create Enterprise wide KPIs has transformed our efforts into a cohesive, Countywide system that aligns performance measures with strategic initiatives and vision statements, strengthening the link between planning, operations, outcomes, and resource allocation. Departments are actively aligning existing metrics with the enterprise-wide indicators, with support from the Office of Evaluation, Performance and Evaluation to ensure data integrity. This alignment reinforces both the Evaluation and Accountability and Operational Planning components of the GMS, ensuring that data plays a central role in shaping priorities and investments.

In April, when the County's Key Performance Indicators were defined, the team immediately moved to begin the creation of a dashboard. I am excited to announce that the dashboard has been deployed, marking an important milestone in advancing transparency and providing your Board and the public with a clear view of how progress toward strategic goals will be measured. This launch strengthens and elevates the foundation your Board has established for more informed, meaningful dialogue around performance, impact, and continuous improvement, while positioning us to continue driving a culture of accountability and results.

A comprehensive communication strategy will begin in January to promote engagement with the dashboard. This includes coordinated internal outreach to departments and staff, external-facing

materials for community members and partners, and the integration of KPIs into ongoing planning, reporting, and evaluation processes.

Through this work, we are advancing a more unified, accountable, and transparent performance culture and reinforcing the County's commitment to measurable impact. This effort will continue to build public trust and strengthen our ability to innovate and deliver meaningful results for the communities we serve.

Strategic Board Letter and Referral Management Modernization
To further strengthen transparency, responsiveness, and accountability to the Board of Supervisors, we are developing a new Strategic Board Letter and Referral Management System. This modernized platform represents a significant evolution in how the County tracks, manages, and reports on Board-directed actions, creating a more structured, visible, and reliable approach to monitoring progress.

The system is designed to provide a clearer, real-time view into the status of Board letters and referrals, including how items are being implemented, where they are in the process, and when updates or actions can be expected. By centralizing this information in a single platform, the County is improving internal coordination, strengthening follow-through, and enhancing the Board's ability to see how Board direction is translating into tangible work across the organization.

The first phase of development is nearing completion, and the system is now moving into initial user acceptance testing. This milestone reflects careful planning, cross-functional collaboration, and ongoing engagement to ensure the tool meets both operational and governance needs.

Looking ahead, access for the Board's staff is anticipated in the first quarter of 2026. The team is committed to partnering closely during this phase to ensure the reporting features, dashboards, and functionality support the Board's ability to effectively track, prioritize, and communicate on Board-directed initiatives. This effort not only modernizes a critical internal process but reinforces the County's commitment to transparency and continuous improvement in service to the Board and our communities.

Looking Ahead to 2026
As we move into 2026, our focus will remain on what matters most: implementing the directive of your Board, strengthening trust with our communities, providing clarity in times of change, and delivering meaningful results. As the landscape around us continues to evolve, our commitment to listen, to adapt, and to meet the changing needs of the people we serve remains.

This next chapter will center on creating greater certainty for residents, partners, and stakeholders by making County priorities, progress, and outcomes more visible and more understandable. Through improved coordination, clear communication, and data-informed decision making, the County will enhance its ability to respond to both immediate concerns and long-term challenges while remaining grounded in fiscal responsibility and equity. To support this, we are taking a close look at our administrative functions and service delivery models to identify opportunities to centralize and create

efficiencies across the enterprise. This work will help reduce duplication, improve consistency, and ensure that resources are aligned with the areas of greatest impact.

At the same time, the organization will continue to build resilience and flexibility into its operations. By aligning resources with the areas of greatest need, strengthening cross-sector partnerships, and fostering innovation, the County will be better positioned to navigate complexity driven by economic shifts, public health needs, climate impacts, or emerging community priorities.

Equally important, the County will invest in the people who deliver this work every day. By supporting staff, strengthening leadership, and reinforcing a culture rooted in belonging and service, the County ensures that its workforce remains prepared, responsive, and deeply connected to the communities in which they live and work.

As 2026 approaches, we are ready to move forward with confidence, guided by clear values, strong partnerships, and an unwavering commitment to ensuring that all communities across our region have the opportunity to thrive.

Respectfully,

EBONY N. SHELTON
Chief Administrative Officer

c: Caroline Smith, Assistant Chief Administrative Officer
Joan Bracci, Chief Financial Officer
Andrew Strong, Deputy Chief Administrative Officer, Public Safety
Brian Albright, Deputy Chief Administrative Officer, Finance and General Government
Dahvia Lynch, Deputy Chief Administrative Officer, Land Use and Environment
Elizabeth Hernandez, Deputy Chief Administrative Officer, Health and Human Services
Board of Supervisors Communications Received
Department Directors

County of San Diego
Application for Destruction of Records

To: Auditor and Controller
Office of Audits & Advisory Services (OAAS)
Mail Stop O-305

Control No.: 9340
(for A&C/OAAS use only)

The undersigned, according to the law(s) cited below, is making application for an order to destroy the following records. Approval of this application relieves this department from further responsibility for these records.

Record's File Number (Must match the retention schedule)	Audit/Legal Hold? (Yes or No)	Media Type: (Paper/Optical (CD)/ Microfilm Tape/Disk (floppy), etc.)	Period Covered (Actual Date of Record)		Box Number/ CD Number/ Microfilm Reel Number
Operational-3100-292	No	Paper/CD	From	8/4/2015	17366452
			To	8/5/2015 10	
			From		
			To		
			From		
			To		
			From		
			To		
			From		
			To		
			From		
			To		
			From		
			To		
			From		
			To		

Total Cubic Feet (total of boxes) 1 (Attachment Acceptable)

☒ Off-Site (Account #): 017125

☐ On-Site (Account/Location):

☒ This application is to destroy paper records

☐ This application includes a request for the destruction of paper records which have been digitized (via imaging). I hereby attest that I have proof of the following:
1) The system in which the electronic images are being stored has been certified as a "Trusted System".
2) A Quality Assurance process has been followed which authenticates that the electronic image is a true and correct image of the original document.

☐ This application for the destruction of electronic records. These records are stored at _____ (name of computer application or system of record)

State of California)
County of San Diego) **ss.**

I, ANN MOORE (Department Head or Authorized Representative), for CLERK OF THE BOARD OF SUPERVISORS (Department & Unit)
of the County of San Diego, declare under penalty of perjury that I have read the above application and can attest to its accuracy.

Please send processed department copy to:

KATHERINE ILAGAN Mail Stop: A-45

Title: ASSISTANT CLERK OF THE BOARD

Signature: _____
(Department Head or Authorized Representative)

(For P&C Records Services use only)

Received by P&C/Records Services:

Forwarded to Iron Mountain/Dept. for Destruction:

Disposition in DRM:

We do not anticipate any further need for the above records for audit purposes.

Tracy Drager
Auditor and Controller

RECEIVED
AUG 20 2025
OFFICE OF AUDITS & ADVISORY SERVICES

By: _____ 8/21/25
OAAS Chief of Audits

AUD 100-1 (Rev. 7/19)

COSD CLERK OF THE BOARD
2025 NOV 26 PM2:14

UNIT	FILE NUMBER	RECORD (Description)	SHORT DESCRIPTION (Period Covered)	ACCOUNT/ CONTAINER NAME	BOX/ BARCODE #
Board Operations	Operational-3100-292	8/4/15 Reg BOS Mtg CD/DVD #1-20; AP1; FLD1; IHSS1; SR1; SAN1; 8/5/15 Reg BOS Mtg CD/DVD #1-6	8/4/2015 thru 8/5/2015	017125	17366452

CERTIFICATE OF DESTRUCTION & RECYCLING

This Certificate is presented to: **COSD-CLERK OF THE BOARD**

Per the express request of Client, Corodata has received the Material referred to below and has/will destroy and then recycle said Material in accordance with its standard procedures. As the parties have agreed, Corodata will not inventory, record or track any information contained within or related to the Material.

Account #(s)	017125
AUD #(s)	9340
Destroy Month /Year	October 2025
Work Order #(s)	01450763
Quantity/Item	1

** Nothing in this certificate shall be deemed to modify the terms of the parties' Service Agreement(s) or Workorder(s).*

corodata

AAA CERTIFIED

SSAE 16 Type II Audit Completed

HIPAA

COSD-CLERK OF THE BOARD
1600 PACIFIC HWY ROOM 402
SAN DIEGO, CA 92101
CONTACT: MARIA NEPOMUCENO
PHONE: 619-531-5434

No. 01450763 10/1/2025 8:43 AM
Acct: 017125
PO#: AUD9340
Service Date: 10/31/2025 5:00 PM
Auth: Schrepfer, Natalie
Route: SD DT

Location	Container	Alternate Code	Requestor\Cost Center
Building: DST3			
DE000	17366452		natalie\

WORKORDER SUMMARY

Total Destroy Items
Containers: 1 Filefolders: 0 Tapes: 0

COSD-CLERK OF THE BOARD

County of San Diego 2025 Ordinances Log

County of San Diego
Clerk of the Board of Supervisors
2025 Ordinance Log

NUMBER	TITLE	DATE ADOPTED	ITEM NO.
10930 (N.S.)	AN ORDINANCE AMENDING THE COMPENSATION ORDINANCE AND ESTABLISHING COMPENSATION	1/7/2025	2
10931 (N.S.)	AN ORDINANCE AMENDING ADMINISTRATIVE CODE SECTIONS 492 AND 493	1/7/2025	2
10932 (N.S.)	ORDINANCE AMENDING SECTIONS 72.161.90., 72.162.31., 72.169.33., AND 72.169.97. OF THE SAN DIEGO COUNTY CODE RELATING TO SPEED LIMITS ON COUNTY MAINTAINED ROADS IN SAN DIEGO COUNTY	1/29/2025	1
10933 (N.S.)	AN ORDINANCE AMENDING ARTICLE XVI OF THE SAN DIEGO COUNTY ADMINISTRATIVE CODE RELATING TO THE SAN DIEGO COUNTY CHILD CARE AND DEVELOPMENT PLANNING COUNCIL.	2/25/2025	2
10934 (N.S.)	ORDINANCE ADDING SECTIONS 72.161.2. AND 72.163.13.3. AND AMENDING SECTION 72.161.15.4. OF THE SAN DIEGO COUNTY CODE RELATING TO SPEED LIMITS ON COUNTY MAINTAINED ROADS IN SAN DIEGO COUNTY	2/26/2025	1
10935 (N.S.)	AN ORDINANCE AMENDING SECTION 81.102(gg) OF THE SAN DIEGO COUNTY CODE OF REGULATORY ORDINANCES TO INCLUDE THE VALLEY CENTER ROAD CORRIDOR CONCEPT PLAN	3/12/2025	1
10936 (N.S.)	AN ORDINANCE ADDING TITLE 3, DIVISION 1, CHAPTER 5 OF THE SAN DIEGO COUNTY CODE OF REGULATORY ORDINANCES, RELATING TO PREDATORY PRACTICES AFTER THE DECLARATION OF AN EMERGENCY	4/8/2025	11
10937 (N.S.)	AN ORDINANCE AMENDING ARTICLE XX OF THE SAN DIEGO COUNTY ADMINISTRATIVE ORDINANCE CODE, RELATING TO SAN DIEGO COUNTY FIRE, SAN DIEGO COUNTY EMERGENCY MEDICAL SERVICES, AND COUNTY SERVICE AREA 17 CHARGES AND FEES	5/6/2025	3
10938 (N.S.)	AN ORDINANCE AMENDING THE SAN DIEGO COUNTY ADMINISTRATIVE CODE ARTICLE XX SECTION 364.6, RELATING TO MEDICAL EXAMINER FEES AND CHARGES	5/6/2025	4

10939 (N.S.)	ORDINANCE ADDING SECTIONS 72.169.35.3., 72.169.35.4., 72.169.21.2., AND 72.161.21.2. AND AMENDING SECTIONS 72.169.21., 72.169.21.1., 72.173.11.1., 72.173.81., 72.161.21.1., 72.163.12., 72.163.1., 72.167.5., 72.160.01., 72.160.02., 72.163.41., 72.161.41.1., 72.169.53., 72.169.74., 72.161.23., 72.161.24.3., 72.161.38.1., AND 72.161.39. OF THE SAN DIEGO COUNTY CODE RELATING TO SPEED LIMITS ON COUNTY MAINTAINED ROADS IN SAN DIEGO COUNTY	5/7/2025	1
10940 (N.S.)	AN ORDINANCE AMENDING ARTICLE XV-B OF THE SAN DIEGO COUNTY ADMINISTRATIVE CODE RELATING TO HEALTH AND HUMAN SERVICES CHARGES AND FEES	5/20/2025	1
10941 (N.S.)	AN ORDINANCE AMENDING TITLE 7, DIVISION 3 AND AMENDING TITLE 4, DIVISION 2, CHAPTER 1 OF THE SAN DIEGO COUNTY CODE OF REGULATORY ORDINANCES, RELATING TO UNAUTHORIZED CAMPING AND PROTECTION OF OPEN SPACE AND PUBLIC WORKS INFRASTRUCTURE	5/20/2025	6
10942 (N.S.)	AN ORDINANCE ADDING SECTION 89.319 TO THE SAN DIEGO COUNTY CODE OF REGULATORY ORDINANCES TO FORM AN UNDERGROUND UTILITY DISTRICT ON BONITA ROAD UNDERGROUND UTILITY DISTRICT NO. 118	5/21/2025	1
10943 (N.S.)	AN ORDINANCE AMENDING SECTION 364.3 OF THE SAN DIEGO COUNTY ADMINISTRATIVE CODE, RELATING TO FEES CHARGED BY THE DEPARTMENT OF AGRICULTURE, WEIGHTS AND MEASURES	5/21/2025	6
10944 (N.S.)	ORDINANCE AMENDING PORTIONS OF THE ADMINISTRATIVE CODE RELATING TO FEES AND DEPOSITS FOR THE DEPARTMENTS OF PLANNING & DEVELOPMENT SERVICES, PUBLIC WORKS, AND PARKS AND RECREATION	5/21/2025	7
10945 (N.S.)	ORDINANCE AMENDING THE SAN DIEGO COUNTY CODE OF REGULATORY ORDINANCES TO ADJUST DEPARTMENT OF ENVIRONMENTAL HEALTH AND QUALITY REGULATORY PROGRAM FEES AND ASSOCIATED ORDINANCE REVISIONS	5/21/2025	8
10946 (N.S.)	AN ORDINANCE AMENDING SECTION 232.5 OF ARTICLE XV OF THE SAN DIEGO COUNTY CODE OF ADMINISTRATIVE ORDINANCES RELATING TO THE INNOVATIVE HOUSING TRUST FUND	6/3/2025	6

10947 (N.S.)	AN ORDINANCE AMENDING THE COMPENSATION ORDINANCE SECTIONS AND ESTABLISHING COMPENSATION RELATING TO THE TENTATIVE AGREEMENTS WITH THE DDAA, PDA, SEIU, AND ESTABLISHING COMPENSATION RELATING TO SPECIFIED UNREPRESENTED AND UNCLASSIFIED EMPLOYEES	6/24/2025	3
10948 (N.S.)	AN ORDINANCE AMENDING THE ADMINISTRATIVE CODE, SECTION 494, JOB-REQUIRED LICENSES AND SECTION 495, TRANSPORTATION REIMBURSEMENT	6/24/2025	3
10949 (N.S.)	AN ORDINANCE AMENDING THE COMPENSATION ORDINANCE SECTIONS AND ESTABLISHING COMPENSATION RELATING TO THE TENTATIVE AGREEMENT WITH THE TEAMSTERS LOCAL 986	8/26/2025	17
10950 (N.S.)	AN ORDINANCE AMENDING ARTICLE XXIII OF THE SAN DIEGO COUNTY CODE OF ADMINISTRATIVE ORDINANCES RELATING TO COUNTY CONTRACTING	8/26/2025	29
10951 (N.S)	AN ORDINANCE TO ADOPT THE LOCAL RESPONSIBILITY AREAS FIRE HAZARD SEVERITY ZONE MAP	8/26/2025	FP01
10952 (N.S.)	ORDINANCE AMENDING SECTIONS 72.161.45.1., 72.163.21., AND 72.169.98.2. OF THE SAN DIEGO COUNTY CODE RELATING TO SPEED LIMITS ON COUNTY MAINTAINED ROADS IN SAN DIEGO COUNTY	8/27/2025	1
10953 (N.S.)	AN ORDINANCE AMENDING THE COMPENSATION ORDINANCE SECTIONS AND ESTABLISHING COMPENSATION RELATING TO THE TENTATIVE AGREEMENT WITH THE SAN DIEGO DEPUTY COUNTY COUNSELS ASSOCIATION	9/9/2025	13
10954 (N.S.)	AN ORDINANCE AMENDING ADMINISTRATIVE CODE SECTIONS 492, 493.1 AND 495	9/9/2025	13
10955 (N.S.)	AN ORDINANCE AMENDING ARTICLE VII OF THE SAN DIEGO COUNTY ADMINISTRATIVE CODE, RELATING TO BUDGET AND FINANCIAL PROCEDURES AND APPROPRIATION, REVENUE AND STAFFING LIMITATIONS	9/9/2025	23
10956 (N.S.)	AN ORDINANCE AMENDING SECTIONS 340, 340.9, AND 340.15 OF THE SAN DIEGO COUNTY CODE OF ADMINISTRATIVE ORDINANCES PERTAINING TO THE DUTIES AND JURISDICTION OF THE CITIZENS LAW ENFORCEMENT REVIEW BOARD	9/30/2025	7

10957 (N.S.)	AN ORDINANCE CHANGING THE ZONING CLASSIFICATION OF CERTAIN PROPERTY WITHIN THE ELFIN FOREST-HARMONY GROVE SUBAREA AND THE SAN DIEGUITO COMMUNITY PLAN AREA REF: PDS2015-REZ-15-003	10/1/2025	4
10958 (N.S.)	ORDINANCE ADDING SECTION 72.169.90., AMENDING SECTIONS 72.164.5., 72.162.21., AND 72.169.74.5., AND DELETING SECTION 72.169.74.6. OF THE SAN DIEGO COUNTY CODE RELATING TO SPEED LIMITS ON COUNTY MAINTAINED ROADS IN SAN DIEGO COUNTY	11/4/2025	1
10959 (N.S.)	AN ORDINANCE AMENDING SECTIONS 84.103 AND 84.108 OF ARTICLE IIIp OF THE SAN DIEGO COUNTY CODE OF ADMINISTRATIVE ORDINANCES RELATING TO THE FIRST 5 COMMISSION OF SAN DIEGO	11/18/2025	6
10960 (N.S.)	AN ORDINANCE AMENDING ARTICLE V OF THE SAN DIEGO COUNTY ADMINISTRATIVE CODE, RELATING TO THE AUDITOR AND CONTROLLER	11/18/2025	12
10961 (N.S.)	AN ORDINANCE AMENDING ARTICLE IX OF THE SAN DIEGO COUNTY ADMINISTRATIVE CODE, RELATING TO THE OFFICE OF COUNTY COUNSEL	11/18/2025	12
10962 (N.S.)	AN ORDINANCE AMENDING ARTICLE III OF THE SAN DIEGO COUNTY ADMINISTRATIVE CODE, SECTIONS 73-73.2	11/18/2025	13
10963 (N.S.)	AN ORDINANCE AMENDING ARTICLE IIIk OF THE SAN DIEGO COUNTY ADMINISTRATIVE CODE, SECTIONS 84-84.18	11/18/2025	13
10964 (N.S.)	AN ORDINANCE AMENDING ARTICLE III SECTION 66.1 OF THE SAN DIEGO COUNTY ADMINISTRATIVE CODE, RELATING TO SHERIFF'S OFFICE	11/18/2025	14
10965 (N.S.)	AN ORDINANCE AMENDING ARTICLE III SECTION 66.4 OF THE SAN DIEGO COUNTY ADMINISTRATIVE CODE, RELATING TO THE PROBATION DEPARTMENT	11/18/2025	14
10966 (N.S.)	ORDINANCE AMENDING THE SAN DIEGO COUNTY REGULATORY CODE RELATING TO THE RETITLING OF THE DEPARTMENT OF ENVIRONMENTAL HEALTH & QUALITY, DEFINING THE DUTIES AND AUTHORITIES OF THE POSITIONS OF DIRECTOR OF ENVIRONMENTAL HEALTH AND QUALITY AND DIRECTOR OF ENVIRONMENTAL HEALTH, AND RELATED ACTIONS	11/18/2025	15
10967 (N.S.)	ORDINANCE AMENDING SECTIONS OF TITLE 1 OF THE SAN DIEGO COUNTY CODE OF REGULATORY ORDINANCES RELATED TO HEARING BOARDS AND HEARING OFFICERS	11/18/2025	15

County of San Diego 2025 Resolutions Log

County of San Diego
Clerk of the Board of Supervisors
2025 Resolution Log

NO.	TITLE OF RESOLUTION	MTG DATE	ITEM NO.
25-001	A RESOLUTION OF THE BOARD OF SUPERVISORS OF THE COUNTY OF SAN DIEGO TO CONDUCT A SPECIAL ELECTION TO FILL THE VACANCY FOR THE FIRST SUPERVISORIAL DISTRICT SEAT	1/14/2025	1
25-002	A RESOLUTION OF THE BOARD OF SUPERVISORS OF THE COUNTY OF SAN DIEGO TO AUTHORIZE AN APPLICATION FOR, AND ACCEPTANCE OF, THE COUNTY ALLOCATION AWARD UNDER ROUND 6 OF THE TRANSITIONAL HOUSING PROGRAM, ROUND 3 OF THE HOUSING NAVIGATION AND MAINTENANCE PROGRAM, AND ROUND 4 OF THE THP-PLUS HOUSING SUPPLEMENT PROGRAM	1/28/2025	1
25-003	RESOLUTION OF THE SAN DIEGO COUNTY BOARD OF SUPERVISORS AUTHORIZING THE ACCEPTANCE OF GRANT FUNDS FROM THE LOCAL ASSISTANCE GRANT PROGRAM FOR CACTUS HABITAT ENHANCEMENT TO BENEFIT COASTAL CACTUS WREN PROJECT	1/29/2025	3
25-004	RESOLUTION OF THE BOARD OF SUPERVISORS OF THE COUNTY OF SAN DIEGO APPROVING THE ISSUANCE OF CALIFORNIA MUNICIPAL FINANCE AUTHORITY EXEMPT FACILITY BONDS IN AN AGGREGATE PRINCIPAL AMOUNT NOT TO EXCEED $25,000,000 FOR THE PURPOSE OF FINANCING OR REFINANCING THE ACQUISITION, REHABILITATION, IMPROVEMENT AND EQUIPPING OF MONTECITO VILLAGE APARTMENTS	2/11/2025	8
25-005	RESOLUTION OF THE BOARD OF SUPERVISORS OF THE COUNTY OF SAN DIEGO APPROVING THE ISSUANCE OF CALIFORNIA MUNICIPAL FINANCE AUTHORITY EXEMPT FACILITY BONDS IN AN AGGREGATE PRINCIPAL AMOUNT NOT TO EXCEED $100,000,000 FOR THE PURPOSE OF FINANCING OR REFINANCING THE ACQUISITION, CONSTRUCTION, IMPROVEMENT AND EQUIPPING OF ALVARADO CREEK APARTMENTS	2/11/2025	9
25-006	RESOLUTION AMENDING TRAFFIC RESOLUTION NO. 299 RELATING TO THE ESTABLISHMENT OF ALL-WAY STOP INTERSECTIONS IN THE COUNTY OF SAN DIEGO	2/12/2025	3
25-007	RESOLUTION AMENDING TRAFFIC RESOLUTION NO. 305 RELATING TO THE ESTABLISHMENT OF THROUGH HIGHWAYS IN THE COUNTY OF SAN DIEGO	2/12/2025	3
25-008	A RESOLUTION OF THE BOARD OF SUPERVISORS OF THE COUNTY OF SAN DIEGO REGARDING A TRANSFER OF PROPERTY – TAX REVENUES FROM THE COUNTY OF SAN DIEGO AND INCREASING THE PROPERTY TAX ALLOCATION FOR THE DEER SPRINGS FIRE PROTECTION DISTRICT	2/25/2025	6
25-009	A RESOLUTION OF THE BOARD OF SUPERVISORS OF THE COUNTY OF SAN DIEGO REGARDING A TRANSFER OF PROPERTY -TAX REVENUES FROM THE COUNTY OF SAN DIEGO AND INCREASING THE PROPERTY TAX ALLOCATION FOR THE VALLEY CENTER FIRE PROTECTION - DISTRICT.	2/25/2025	6

25-010	RESOLUTION OF THE BOARD OF SUPERVISORS OF THE COUNTY OF SAN DIEGO APPROVING THE ISSUANCE BY THE CALIFORNIA ENTERPRISE DEVELOPMENT AUTHORITY OF ITS REVENUE OBLIGATIONS FOR THE BENEFIT OF EDCO REFUSE SERVICES, INC., AND/OR RELATED OR SUCCESSOR ENTITIES, IN AN AGGREGATE MAXIMUM STATED PRINCIPAL AMOUNT OF $73,500,000 FOR THE PURPOSE OF FINANCING, REFINANCING AND/OR REIMBURSING THE COST OF ACQUISITION, CONSTRUCTION, INSTALLATION, IMPROVEMENT AND EQUIPPING OF SOLID WASTE DISPOSAL FACILITIES AND EQUIPMENT, PROVIDING THE TERMS AND CONDITIONS FOR SUCH REVENUE OBLIGATIONS AND OTHER MATTERS RELATING THERETO.	2/25/2025	7
25-011	RESOLUTION OF THE BOARD OF SUPERVISORS OF THE COUNTY OF SAN DIEGO APPROVING (A) THE ISSUANCE BY CALIFORNIA PUBLIC FINANCE AUTHORITY OF ITS BONDS FOR THE BENEFIT OF PROVIDENT RESOURCES GROUP INC., AND ITS SUBSIDIARIES, IN ONE OR MORE SERIES, FROM TIME TO TIME PURSUANT TO A PLAN OF FINANCE, IN AN AGGREGATE PRINCIPAL AMOUNT NOT TO EXCEED $120,000,000 TO FINANCE AND/OR REFINANCE THE ACQUISITION, RENOVATION, CONSTRUCTION, FURNISHING, EQUIPPING AND IMPROVEMENT OF THE OASIS HOUSING PROJECT AND (B) A LESSENING OF THE BURDENS OF GOVERNMENT BY PROVIDENT RESOURCES GROUP INC. AND ITS SUBSIDIARIES PROCEEDING WITH THE PROJECT FOR THE BENEFIT OF THE COUNTY AND ITS RESIDENTS.	2/25/2025	8
25-012	A RESOLUTION OF THE BOARD OF SUPERVISORS OF THE COUNTY OF SAN DIEGO APPROVING THE FISCAL YEAR 2025-29 CONSOLIDATED PLAN AND FISCAL YEAR 2025-26 ANNUAL PLAN	3//11/2025	8
25-013	A RESOLUTION APPROVING AN APPLICATION FOR FUNDING AND THE EXECUTION OF A GRANT AGREEMENT AND ANY AMENDMENTS THERETO FROM THE 2024-27 FUNDING YEARS OF THE STATE ESG PROGRAM	3/11/2025	8
25-014	RESOLUTION AMENDING RULE 5 OF THE RULES OF PROCEDURE OF THE SAN DIEGO COUNTY BOARD OF SUPERVISORS	3/11/2025	10
25-015	A RESOLUTION OF THE HOUSING AUTHORITY OF THE COUNTY OF SAN DIEGO BOARD OF COMMISSIONERS APPROVING THE PUBLIC HOUSING AGENCY FIVE-YEAR PLAN AND ANNUAL AGENCY PLAN AND SUPPORTING POLICY DOCUMENTS	3/12/2025	HA01
25-016	RESOLUTION OF THE BOARD OF SUPERVISORS OF THE COUNTY OF SAN DIEGO REAPPROVING THE ISSUANCE OF CALIFORNIA MUNICIPAL FINANCE AUTHORITY EXEMPT FACILITY BONDS IN AN AGGREGATE PRINCIPAL AMOUNT NOT TO EXCEED $6,000,000 FOR THE PURPOSE OF FINANCING OR REFINANCING THE ACQUISITION, CONSTRUCTION, IMPROVEMENT AND EQUIPPING OF CORALLINA AT PACIFIC HIGHLANDS RANCH	4/8/2025	17
25-017	A RESOLUTION OF THE BOARD OF SUPERVISORS OF THE COUNTY OF SAN DIEGO SUBMITTING THE ANNUAL REPORT OF THE COUNTY'S MAINTAINED ROADS – 2024, TO THE STATE DEPARTMENT OF TRANSPORTATION	4/9/2025	3
25-018	A RESOLUTION OF THE SAN DIEGO COUNTY BOARD OF SUPERVISORS AUTHORIZING ACCEPTANCE OF A GRANT FROM THE STATE OF CALIFORNIA DEPARTMENT OF JUSTICE TOBACCO GRANT PROGRAM UNDER PROPOSITION 56, THE HEALTHCARE, RESEARCH AND PREVENTION TOBACCO TAX ACT OF 2016	4/22/2025	3

25-019	RESOLUTION OF THE BOARD OF SUPERVISORS OF THE COUNTY OF SAN DIEGO DECLARING THE RESULTS OF THE APRIL 8, 2025 COUNTY OF SAN DIEGO FIRST SUPERVISORIAL DISTRICT SPECIAL PRIMARY ELECTION	4/22/2025	5
25-020	A RESOLUTION OF THE SAN DIEGO COUNTY BOARD OF SUPERVISORS AMENDING THE DATES AND TIMES FOR MEETINGS OF THE SAN DIEGO COUNTY BOARD OF SUPERVISORS IN JULY 2025	4/22/2025	12
25-021	A RESOLUTION OF THE BOARD OF SUPERVISORS OF THE COUNTY OF SAN DIEGO AUTHORIZING THE FILING OF AN APPLICATION FOR GRANT FUNDS FROM THE SAN DIEGO ASSOCIATION OF GOVERNMENTS AND ACCEPTING THE TERMS OF THE GRANT AGREEMENT	4/23/2025	3
25-022	RESOLUTION TO ACCEPT CALIFORNIA STREAM GAGE IMPROVEMENT PROGRAM (CALSIP) GRANT FROM CALIFORNIA DEPARTMENT OF WATER RESOURCES & AUTHORIZE ADDITIONAL ACTION TO COMPLETE GRANT PROCESS	4/23/2025	FL01
25-023	A RESOLUTION OF THE BOARD OF DIRECTORS OF THE SAN DIEGO COUNTY SANITATION DISTRICT RELATING TO APPROVING UPDATES TO THE SEWER SYSTEM MANAGEMENT PLAN IN ACCORDANCE WITH THE STATE WATER RESOURCES CONTROL BOARD WASTE DISCHARGE REQUIREMENTS ORDER WQ 2022-0103-DWQ	4/23/2025	SA01
25-024	A RESOLUTION OF THE BOARD OF SUPERVISORS OF THE COUNTY OF SAN DIEGO RELATING TO COUNTY COUNSEL HOURLY BILLING RATES FOR ATTORNEY AND PARALEGAL SERVICES	5/6/2025	17
25-025	A RESOLUTION OF THE BOARD OF DIRECTORS OF THE SAN DIEGO COUNTY FIRE PROTECTION DISTRICT TO PARTICIPATE IN THE COUNTY OF SAN DIEGO FIRE MITIGATION FEE PROGRAM FOR FISCAL YEAR 2025-26	5/6/2025	FP01
25-026	A RESOLUTION OF THE BOARD OF DIRECTORS OF THE SAN DIEGO COUNTY FIRE PROTECTION DISTRICT TO ADOPT A CAPITAL IMPROVEMENT PLAN FOR THE USE OF FIRE MITIGATION FEE REVENUE	5/6/2025	FP01
25-027	RESOLUTION OF INTENTION TO FORM UNDERGROUND UTILITY DISTRICT NO. 118 BONITA ROAD	5/7/2025	5
25-028	RESOLUTION OF INTENTION TO ORDER IMPROVEMENTS FOR THE SAN DIEGO COUNTY STREET LIGHTING DISTRICT	5/21/2025	3
25-029	RESOLUTION OF INTENTION TO ORDER OPERATION, MAINTENANCE AND IMPROVEMENTS FOR LANDSCAPE MAINTENANCE DISTRICT ZONE NO. 1	5/21/2025	3
25-030	RESOLUTION OF INTENTION TO ORDER OPERATION, MAINTENANCE AND IMPROVEMENTS FOR LANDSCAPE MAINTENANCE DISTRICT ZONE NO. 2	5/21/2025	3
25-031	RESOLUTION OF THE SAN DIEGO COUNTY BOARD OF SUPERVISORS APPROVING A LIST OF PROJECTS PROPOSED TO BE FUNDED BY SB1 FOR FISCAL YEAR 2025-26	5/21/2025	4
25-032	RESOLUTION AUTHORIZING EXECUTION OF A REVENUE AGREEMENT WITH THE STATE WATER RESOURCES CONTROL BOARD FOR THE BEACH AND BAY WATER QUALITY MONITORING PROGRAM FOR FISCAL YEAR 2024-2025	5/21/2025	5
25-033	A RESOLUTION OF THE BOARD OF SUPERVISORS OF THE COUNTY OF SAN DIEGO RELATING TO THE WORKERS' COMPENSATION INSURANCE FRAUD PROGRAM	6/3/2025	1

25-034	A RESOLUTION OF THE BOARD OF SUPERVISORS OF THE COUNTY OF SAN DIEGO RELATING TO THE AUTOMOBILE INSURANCE FRAUD PROGRAM	6/3/2025	1
25-035	A RESOLUTION OF THE BOARD OF SUPERVISORS OF THE COUNTY OF SAN DIEGO RELATING TO THE ORGANIZED AUTOMOBILE FRAUD ACTIVITY INTERDICTION PROGRAM	6/3/2025	1
25-036	A RESOLUTION OF THE BOARD OF SUPERVISORS OF THE COUNTY OF SAN DIEGO RELATING TO THE DISABILITY AND HEALTHCARE INSURANCE FRAUD PROGRAM	6/3/2025	1
25-037	A RESOLUTION OF THE BOARD OF SUPERVISORS OF THE COUNTY OF SAN DIEGO RELATING TO THE LIFE AND ANNUITY CONSUMER PROTECTION PROGRAM	6/3/2025	1
25-038	A RESOLUTION OF THE SAN DIEGO COUNTY BOARD OF SUPERVISORS AMENDING THE DATES AND TIMES FOR MEETINGS OF THE SAN DIEGO COUNTY BOARD OF SUPERVISORS IN JUNE 2025 AND WAIVE THE DOCKETING DEADLINES ESTABLISHED IN BOARD POLICY A-72, "BOARD OF SUPERVISORS' AGENDA AND RELATED PROCESSES," AND RULES 1 AND 2 OF THE BOARD OF SUPERVISORS RULES OF PROCEDURE	6/3/2025	8
25-039	RESOLUTION OF THE BOARD OF SUPERVISORS OF THE COUNTY OF SAN DIEGO APPROVING THE ISSUANCE OF THE CALIFORNIA MUNICIPAL FINANCE AUTHORITY REVENUE AND REFUNDING BONDS, SERIES 2025 (HUMANGOOD – CALIFORNIA OBLIGATED GROUP) IN AN AGGREGATE PRINCIPAL AMOUNT NOT TO EXCEED $205,000,000 OF WHICH NOT TO EXCEED $80,000,000 IS FOR THE PURPOSE OF FINANCING OR REFINANCING THE CONSTRUCTION, FURNISHING AND EQUIPPING OF WHITE SANDS LA JOLLA AND REDWOOD TERRACE AND CERTAIN OTHER MATTERS RELATING THERETO	6/3/2025	17
25-040	A RESOLUTION OF THE BOARD OF SUPERVISORS OF THE COUNTY OF SAN DIEGO SUPPORTING STRONGER FEDERAL AND STATE MEASURES TO ADDRESS THE ONGOING HEALTH AND ECONOMIC IMPACTS OF CROSS-BORDER POLLUTION IN THE TIJUANA RIVER VALLEY	6/3/2025	18
25-041	A RESOLUTION OF THE BOARD OF SUPERVISORS EXPRESSING CONCERN REGARDING RECENT FEDERAL ACTIONS AFFECTING THE NATIONAL INSTITUTES OF HEALTH AND SUPPORTING INCREASED FUNDING	6/3/2025	20
25-042	RESOLUTION OF THE BOARD OF SUPERVISORS OF THE COUNTY OF SAN DIEGO PROVIDING FOR THE ISSUANCE AND SALE OF COUNTY OF SAN DIEGO 2025 TAX AND REVENUE ANTICIPATION NOTES IN AN AGGREGATE PRINCIPAL AMOUNT NOT TO EXCEED $200,000,000 AND AUTHORIZING THE EXECUTION OF NECESSARY DOCUMENTS AND CERTIFICATES AND ACTIONS RELATED THERETO	6/3/2025	22

25-043	RESOLUTION OF THE BOARD OF SUPERVISORS OF THE COUNTY OF SAN DIEGO PROVIDING FOR THE EXECUTION AND DELIVERY OF A SITE LEASE, A FACILITY LEASE, A TRUST AGREEMENT, AN ESCROW AGREEMENT AND A CONTINUING DISCLOSURE AGREEMENT, APPROVING THE EXECUTION AND DELIVERY OF COUNTY OF SAN DIEGO REFUNDING CERTIFICATES OF PARTICIPATION, SERIES 2025 (COUNTY OPERATIONS CENTER) EVIDENCING PRINCIPAL IN AN AGGREGATE AMOUNT OF NOT TO EXCEED $65,000,000, AUTHORIZING THE DISTRIBUTION OF AN OFFICIAL STATEMENT IN CONNECTION WITH THE OFFERING AND SALE OF SUCH CERTIFICATES AND AUTHORIZING THE EXECUTION OF NECESSARY DOCUMENTS AND CERTIFICATES AND RELATED ACTIONS RELATED THERETO	6/3/2025	23
25-044	RESOLUTION OF THE SAN DIEGO COUNTY BOARD OF SUPERVISORS APPROVING ENGINEER'S REPORT, CONFIRMING ASSESSMENT DIAGRAM AND ASSESSMENT, AND ORDERING THE CONTINUATION OF ASSESSMENTS FOR THE FISCAL YEAR 2025-26 FOR THE SAN DIEGO COUNTY VECTOR CONTROL PROGRAM'S MOSQUITO, VECTOR AND DISEASE CONTROL ASSESSMENT	6/4/2025	3
25-045	RESOLUTION OF THE SAN DIEGO COUNTY BOARD OF SUPERVISORS EXERCISING THE POWERS OF THE MOSQUITO ABATEMENT AND VECTOR SURVEILLANCE AND CONTROL DISTRICT ADOPTING SERVICE CHARGES AND CONFIRMING REPORTS REGARDING LEVIES TO BE COLLECTED ON THE TAX ROLL FOR THE FISCAL YEAR 2025-26.	6/4/2025	3
25-046	A RESOLUTION OF THE HOUSING AUTHORITY OF THE COUNTY OF SAN DIEGO BOARD OF COMMISSIONERS APPROVING FISCAL YEAR 2025-26 HOUSING AUTHORITY BUDGET, INCLUDING PUBLIC HOUSING	6/4/2025	HA01
25-047	ADOPTION OF THE BUDGET FOR THE COUNTY OF SAN DIEGO FOR THE FISCAL YEAR COMMENCING JULY 1, 2025	6/24/2025	6
25-048	ADOPTION OF THE BUDGET FOR THE COUNTY SERVICE AREAS, COMMUNITY FACILITIES DISTRICTS, CERTAIN MAINTENANCE DISTRICTS, AND PERMANENT ROAD DIVISIONS OF THE COUNTY OF SAN DIEGO FOR THE FISCAL YEAR COMMENCING JULY 1, 2025	6/24/2025	7
25-049	ADOPTION OF THE BUDGET FOR SAN DIEGO COUNTY FLOOD CONTROL DISTRICT FOR THE FISCAL YEAR COMMENCING JULY 1, 2025	6/24/2025	FL01
25-050	ADOPT FINAL BUDGET FOR THE COUNTY OF SAN DIEGO IN-HOME SUPPORTIVE SERVICES PUBLIC AUTHORITY FOR THE FISCAL YEAR COMMENCING JULY 1, 2025	6/24/2025	IA01
25-051	ADOPTION OF THE BUDGET FOR THE COUNTY OF SAN DIEGO SUCCESSOR AGENCY TO THE COUNTY OF SAN DIEGO REDEVELOPMENT AGENCY FOR THE FISCAL YEAR COMMENCING JULY 1, 2025	6/24/2025	SR01
25-052	ADOPTION OF THE BUDGET FOR SAN DIEGO COUNTY FIRE PROTECTION DISTRICT FOR THE FISCAL YEAR COMMENCING JULY 1, 2025	6/24/2025	FP02
25-053	ADOPTION OF THE BUDGET FOR SAN DIEGO COUNTY SANITATION DISTRICT FOR THE FISCAL YEAR COMMENCING JULY 1, 2025	6/24/2025	SA01
25-054	RESOLUTION AMENDING TRAFFIC RESOLUTION NO. 299 RELATING TO THE ESTABLISHMENT OF ALL-WAY STOP INTERSECTIONS IN THE COUNTY OF SAN DIEGO	6/25/2025	5

25-055	RESOLUTION AMENDING TRAFFIC RESOLUTION NO. 304 RELATING TO THE ESTABLISHMENT OF STOP INTERSECTIONS IN THE COUNTY OF SAN DIEGO	6/25/2025	5
25-056	RESOLUTION AMENDING TRAFFIC RESOLUTION NO. 305 RELATING TO THE ESTABLISHMENT OF THROUGH HIGHWAYS IN THE COUNTY OF SAN DIEGO	6/25/2025	5
25-057	A RESOLUTION OF THE BOARD OF SUPERVISORS OF THE COUNTY OF SAN DIEGO ACTING AS THE GOVERNING BODY OF COMMUNITY FACILITIES DISTRICT NO. 2008-01 (HARMONY GROVE VILLAGE) AUTHORIZING THE LEVY OF SPECIAL TAXES FOR FISCAL YEAR 2025-26	6/25/2025	6
25-058	A RESOLUTION OF THE BOARD OF SUPERVISORS OF THE COUNTY OF SAN DIEGO ACTING AS THE GOVERNING BODY OF COMMUNITY FACILITIES DISTRICT NO. 2013-01 (HORSE CREEK RIDGE MAINTENANCE) AUTHORIZING THE LEVY OF SPECIAL TAXES FOR FISCAL YEAR 2025-26	6/25/2025	6
25-059	A RESOLUTION OF THE BOARD OF SUPERVISORS OF THE COUNTY OF SAN DIEGO ACTING AS THE GOVERNING BODY OF COMMUNITY FACILITIES DISTRICT NO. 2019-02 (SWEETWATER PLACE MAINTENANCE) AUTHORIZING THE LEVY OF SPECIAL TAXES FOR FISCAL YEAR 2025-26	6/25/2025	6
25-060	A RESOLUTION OF THE BOARD OF SUPERVISORS OF THE COUNTY OF SAN DIEGO ACTING AS THE GOVERNING BODY OF COMMUNITY FACILITIES DISTRICT NO. 2019-01 (MEADOWOOD MAINTENANCE) AUTHORIZING THE LEVY OF SPECIAL TAXES FOR FISCAL YEAR 2025-26	6/25/2025	6
25-061	A RESOLUTION OF THE BOARD OF SUPERVISORS OF THE COUNTY OF SAN DIEGO ACTING AS THE GOVERNING BODY OF COMMUNITY FACILITIES DISTRICT NO. 2019-03 (PARK CIRCLE MAINTENANCE) AUTHORIZING THE LEVY OF SPECIAL TAXES FOR FISCAL YEAR 2025-26	6/25/2025	6
25-062	A RESOLUTION OF THE BOARD OF SUPERVISORS OF THE COUNTY OF SAN DIEGO ACTING AS THE GOVERNING BODY OF COMMUNITY FACILITIES DISTRICT NO. 2022-01 (PIPER OTAY PRESERVE MAINTENANCE) AUTHORIZING THE LEVY OF SPECIAL TAXES FOR FISCAL YEAR 2025-26	6/25/2025	6
25-063	RESOLUTION CONFIRMING DIAGRAM AND ASSESSMENTS IN THE SAN DIEGO COUNTY STREET LIGHTING DISTRICT	6/25/2025	7
25-064	RESOLUTION CONFIRMING DIAGRAM AND ASSESSMENTS IN LANDSCAPE MAINTENANCE DISTRICT ZONE NO. 1	6/25/2025	7
25-065	RESOLUTION CONFIRMING DIAGRAM AND ASSESSMENTS IN LANDSCAPE MAINTENANCE DISTRICT ZONE NO. 2	6/25/2025	7
25-066	RESOLUTION OF THE BOARD OF SUPERVISORS ACTING AS THE GOVERNING BODY OF SAN DIEGO COUNTYWIDE PERMANENT ROAD DIVISION NO. 1000 ZONES ADOPTING ASSESSMENTS AND SPECIAL TAXES AND CONFIRMING REPORTS RE: LEVIES TO BE COLLECTED ON THE TAX ROLL FOR FISCAL YEAR 2025-26	6/25/2025	8
25-067	RESOLUTION OF THE BOARD OF SUPERVISORS ACTING AS THE GOVERNING BODY OF COUNTY SERVICE AREAS CSA 26A –COTTONWOOD VILLAGE AND CSA 26B – MONTE VISTA, ADOPTING ASSESSMENTS AND CONFIRMING REPORTS RE: LEVIES TO BE COLLECTED ON THE TAX ROLL FOR FISCAL YEAR 2025-26	6/25/2025	8

25-068	RESOLUTION OF THE BOARD OF SUPERVISORS ACTING AS THE GOVERNING BODY OF COUNTY SERVICE AREA CSA 136 – SUNDANCE DETENTION BASIN ADOPTING ASSESSMENTS AND CONFIRMING REPORTS RE: LEVIES TO BE COLLECTED ON THE TAX ROLL FOR FISCAL YEAR 2025-26	6/25/2025	8
25-069	RESOLUTION OF THE BOARD OF SUPERVISORS ACTING AS THE GOVERNING BODY OF COUNTY SERVICE AREAS NO. 26 –RANCHO SAN DIEGO LOCAL PARK DISTRICT, COUNTY SERVICE AREA NO. 128 – SAN MIGUEL LOCAL PARK DISTRICT, COUNTY SERVICE AREA NO. 83, ZONE A – SAN DIEGUITO LOCAL PARK DISTRICT 4S RANCH ADOPTING CHARGES AND CONFIRMING REPORTS RE: LEVIES TO BE COLLECTED ON THE TAX ROLL FOR FISCAL YEAR 2025-26	6/25/2025	8
25-070	RESOLUTION OF THE BOARD OF SUPERVISORS ACTING AS THE GOVERNING BODY OF COUNTY SERVICE AREA NO. 135, ZONES B – DEL MAR, H – SOLANA BEACH, AND F – POWAY ADOPTING LEVIES AND CONFIRMING REPORTS RE: SPECIAL TAXES TO BE COLLECTED ON THE TAX ROLL FOR FISCAL YEAR 2025-26	6/25/2025	8
25-071	RESOLUTION OF THE BOARD OF SUPERVISORS ACTING AS THE GOVERNING BODY OF COUNTY SERVICE AREAS NO. 17 – SAN DIEGUITO EMERGENCY MEDICAL SERVICES DISTRICT ADOPTING LEVIES AND CONFIRMING REPORTS RE: SPECIAL TAXES TO BE COLLECTED ON THE TAX ROLL FOR FISCAL YEAR 2025-26	6/25/2025	8
25-072	RESOLUTION AUTHORIZING WATER SERVICE CHARGES FOR FISCAL YEAR 2025-26 TO BE COLLECTED ON THE TAX ROLL	6/25/2025	9
25-073	RESOLUTION OF THE BOARD OF DIRECTORS OF THE SAN DIEGO COUNTY FLOOD CONTROL DISTRICT ACTING AS THE GOVERNING BODY OF STORMWATER MAINTENANCE ZONES 3-4978-1 BLACKWOLF, 4-4249-3 LAKE RANCHO VIEJO, AND 3-5142-1, PONDEROSA, ADOPTING ASSESSMENTS AND CONFIRMING REPORTS RE: LEVIES TO BE COLLECTED ON THE TAX ROLL FOR FISCAL YEAR 2025-26	6/25/2025	FL01
25-074	A RESOLUTION OF THE BOARD OF DIRECTORS OF THE SAN DIEGO COUNTY FIRE PROTECTION DISTRICT ACTING AS THE GOVERNING BODY OF COMMUNITY FACILITIES DISTRICT NO. 04-1 AUTHORIZING THE LEVY OF SPECIAL TAXES FOR FISCAL YEAR 2025-26	6/25/2025	FP01
25-075	A RESOLUTION OF THE BOARD OF DIRECTORS OF THE SAN DIEGO COUNTY FIRE PROTECTION DISTRICT ACTING AS THE GOVERNING BODY OF COMMUNITY FACILITIES DISTRICT NO. 09-1 AUTHORIZING THE LEVY OF SPECIAL TAXES FOR FISCAL YEAR 2025-26	6/25/2025	FP01
25-076	A RESOLUTION OF THE BOARD OF DIRECTORS OF THE SAN DIEGO COUNTY FIRE PROTECTION DISTRICT ACTING AS THE GOVERNING BODY OF COMMUNITY FACILITIES DISTRICT NO. 2014-01 AUTHORIZING THE LEVY OF SPECIAL TAXES FOR FISCAL YEAR 2025-26	6/25/2025	FP01
25-077	RESOLUTION OF THE BOARD OF DIRECTORS OF THE SAN DIEGO COUNTY FIRE PROTECTION DISTRICT ACTING AS THE GOVERNING BODY OF THE SPECIAL ASSESSMENT SERVICE ZONES ADOPTING SPECIAL ASSESSMENTS AND CONFIRMING REPORTS RE: SPECIAL ASSESSMENTS TO BE COLLECTED ON THE TAX ROLL FOR FISCAL YEAR 2025-26	6/25/2025	FP02
25-078	RESOLUTION AUTHORIZING SEWER SERVICE CHARGES FOR FISCAL YEAR 2025-26 TO BE COLLECTED ON THE TAX ROLL	6/25/2025	SA01

25-079	RESOLUTION OF THE BOARD OF SUPERVISORS OF THE COUNTY OF SAN DIEGO DECLARING THE RESULTS OF THE JULY 1, 2025 COUNTY OF SAN DIEGO FIRST SUPERVISORIAL DISTRICT SPECIAL GENERAL ELECTION.	7/22/2025	1
25-080	A RESOLUTION OF THE BOARD OF SUPERVISORS OF THE COUNTY OF SAN DIEGO AUTHORIZING CONTINUED PARTICIPATION IN THE SPENT FUEL SOLUTIONS COALITION	8/26/2025	1
25-081	A RESOLUTION OF THE BOARD OF SUPERVISORS OF THE COUNTY OF SAN DIEGO CONCERNING THE PROPOSED CHAPTER VIII AGREEMENT SALE NO. 7098 OF TAX DEFAULTED PROPERTY TO ANZA-BORREGO FOUNDDATION	8/26/2025	6
25-082	A RESOLUTION OF THE BOARD OF SUPERVISORS OF THE COUNTY OF SAN DIEGO CONCERNING THE PROPOSED CHAPTER VIII AGREEMENT SALE NO. 7099 OF TAX-DEFAULTED PROPERTY TO THE SAN DIEGO RIVER PARK FOUNDATION	8/26/2025	7
25-083	A RESOLUTION OF THE BOARD OF SUPERVISORS OF THE COUNTY OF SAN DIEGO CONCERNING THE PROPOSED CHAPTER VIII AGREEMENT SALE NO. 7097 OF TAX-DEFAULTED PROPERTY TO HOUSEPALS	8/26/2025	8
25-084	A RESOLUTION OF THE BOARD OF SUPERVISORS OF THE COUNTY OF SAN DIEGO CONCERNING THE PROPOSED CHAPTER VIII AGREEMENT SALE NO. 7101 OF TAX-DEFAULTED PROPERTY TO THE COUNTY OF SAN DIEGO, DEPARTMENT OF PARKS AND RECREATION.	8/26/2025	9
25-085	RESOLUTION OF THE BOARD OF SUPERVISORS OF THE COUNTY OF SAN DIEGO APPROVING THE CONDUCT OF PUBLIC HEARINGS PURSUANT TO SECTION 147(f) OF THE INTERNAL REVENUE CODE OF 1986, AS AMENDED, IN CONNECTION WITH THE ISSUANCE OF PRIVATE ACTIVITY BONDS FOR THE FINANCING AND/OR REFINANCING OF FACILITIES LOCATED WITHIN THE TERRITORIAL JURISDICTION OF THE COUNTY OF SAN DIEGO AND SUCH OTHER MATTERS RELATED THERETO	8/26/2025	10
25-086	REQUEST TO THE PUBLIC SAFETY COMMITTEES IN THE STATE LEGISLATURE TO TAKE ACTION ON FIRE APPARATUS ANTITRUST AND MONOPOLISTIC PRACTICES	8/26/2025	11
25-087	RESOLUTION OF INTENTION TO SELL REAL PROPERTY AND NOTICE INVITING BIDS FOR REAL PROPERTY NUMBER 2017-0128-A	8/26/2025	14
25-088	RESOLUTION OF INTENTION TO SELL REAL PROPERTY AND NOTICE INVITING BIDS FOR REAL PROPERTY NUMBER 2021-0200-B	8/26/2025	14
25-089	A RESOLUTION OF THE SAN DIEGO COUNTY BOARD OF SUPERVISORS AUTHORIZING APPLICATION TO AND PARTICIPATION IN THE BEHAVIORAL HEALTH CONTINUUM INFRASTRUCTURE PROGRAM ("BHCIP")	8/26/2025	25

25-090	RESOLUTION OF THE BOARD OF SUPERVISORS OF THE COUNTY OF SAN DIEGO PROVIDING FOR THE BORROWING OF FUNDS BY CERTAIN SCHOOL DISTRICTS FOR FISCAL YEAR 2025-26 THROUGH THE EXECUTION BY THE COUNTY OF CERTAIN 2025-26 TAX AND REVENUE ANTICIPATION NOTES AND THE PARTICIPATION BY SUCH SCHOOL DISTRICTS IN THE SAN DIEGO COUNTY SCHOOL DISTRICTS TAX AND REVENUE ANTICIPATION NOTE PROGRAM	8/26/2025	30
25-091	A RESOLUTION OF THE BOARD OF SUPERVISORS OF THE COUNTY OF SAN DIEGO AUTHORIZING THE DIRECTOR, PLANNING & DEVELOPMENT SERVICES, TO EXECUTE AGREEMENTS WITH THE CALIFORNIA DEPARTMENT OF TRANSPORTATION FOR THE COUNTY OF SAN DIEGO PROJECT: PLANNING FOR FIRST AND LAST MILE TRANSPORTATION SOLUTIONS IN UNINCORPORATED SAN DIEGO COUNTY VILLAGES	8/27/2025	2
25-092	RESOLUTION TO SUMMARILY VACATE A PORTION OF AN UNNAMED ALLEY, IN THE FALLBROOK COMMUNITY PLAN AREA (VAC 2023-0205).	8/27/2025	7
25-093	RESOLUTION TO SUMMARILY VACATE A PORTION OF POINTE PARKWAY AND GOLF POINTE DRIVE, IN THE SPRING VALLEY COMMUNITY PLAN AREA (VAC 2022-0151).	8/27/2025	8
25-094	RESOLUTION AMENDING TRAFFIC RESOLUTION NO. 2663 RELATING TO THE TEMPORARY CLOSING TO THROUGH TRAFFIC ON A COUNTY HIGHWAY AS A RESULT OF SERIOUS AND CONTINUAL CRIMINAL ACTIVITY IN THE COUNTY OF SAN DIEGO	8/27/2025	9
25-095	RESOLUTION TO SUMMARILY VACATE A DRAINAGE EASEMENT IN THE ALPINE AREA (VACATION NO. 2024-0212)	8/27/2025	FL01
25-096	A RESOLUTION OF THE BOARD OF SUPERVISORS OF THE COUNTY OF SAN DIEGO RELATING TO THE U.S. DEPARTMENT OF JUSTICE, OFFICE ON VIOLENCE AGAINST WOMEN FOR THE FISCAL YEAR 2025 ENHANCED TRAINING AND SERVICES TO END ABUSE IN LATER LIFE GRANT PROGRAM	9/9/2025	1
25-097	A RESOLUTION OF THE BOARD OF SUPERVISORS OF THE COUNTY OF SAN DIEGO RELATING TO THE PAUL COVERDELL FORENSIC SCIENCE IMPROVEMENT GRANT	9/9/2025	3
25-098	RESOLUTION AMENDING THE RULES OF PROCEDURE OF THE SAN DIEGO COUNTY BOARD OF SUPERVISORS	9/9/2025	8
25-099	RESOLUTION OF THE BOARD OF SUPERVISORS OF THE COUNTY OF SAN DIEGO SETTING FORTH THE OFFICIAL INTENT OF THE COUNTY OF SAN DIEGO TO REIMBURSE CERTAIN EXPENDITURES FROM PROCEEDS OF INDEBTEDNESS	9/9/2025	9
25-100	RESOLUTION ADOPTING THE TAX RATES FOR THE FISCAL YEAR COMMENCING JULY 1, 2025	9/9/2025	10
25-101	A RESOLUTION OF THE BOARD OF SUPERVISORS OF THE COUNTY OF SAN DIEGO RELATING TO ADOPTING AN APPROPRIATION LIMIT FOR THE COUNTY OF SAN DIEGO FOR FISCAL YEAR 2025-26	9/9/2025	11
25-102	A RESOLUTION OF THE BOARD OF SUPERVISORS OF THE COUNTY OF SAN DIEGO RELATING TO ADVOCACY FOR STATE FUNDING ALLOCATIONS TO ADDRESS THE TIJUANA RIVER VALLEY POLLUTION CRISIS	9/9/2025	18

25-103	RESOLUTION TO SUMMARILY VACATE PORTIONS OF DAIRY ROAD, IN THE SWEETWATER COMMUNITY PLAN AREA (VAC 2024-0025-A1)	9/10/2025	4
25-104	RESOLUTION TO SUMMARILY VACATE PORTIONS OF FAXON STREET (FORMERLY SWEETWATER AVE.) AND KEMPTON STREET (FORMERLY SAN DIEGO AVE.), IN THE SPRING VALLEY COMMUNITY PLAN AREA (VAC 2024-0025-A2)	9/10/2025	4
25-105	VALIANO PROPERTY TAX EXCHANGE RESOLUTION: FIRE PROTECTION DISTRCT REORGANIZATION	9/10/2025	7
25-106	A RESOLUTION OF THE COUNTY OF SAN DIEGO BOARD OF SUPERVISORS DECLARING THE REBUILDING OF LEGAL STRUCTURES IN THE UNINCORPORATED AREA THAT WERE DAMAGED OR DESTROYED IN THE SEPTEMBER 2025 COCHES FIRE TO BE ELIGLE FOR PLAN CHECK, DEBRIS DISPOSAL, AND PERMIT FEE WAIVERS, AND TO SUPPORT VICTIMS IN RECOVERING THEIR VITAL RECORDS, DEEDS AND OTHER PROPERTY-RELATED AND BUSINESS DOCUMENTS	9/30/2025	5
25-107	A RESOLUTION OF THE BOARD OF SUPERVISORS OF THE COUNTY OF SAN DIEGO RELATING TO THE AUTHORIZATION OF AN APPLICATION FOR, AND ACCEPTANCE OF, THE FUNDING AWARD BY THE CALIFORNIA BOARD OF STATE AND COMMUNITY CORRECTIONS 2025 EDWARD BYRNE MEMORIAL JUSTICE ASSISTANCE GRANT EQUIPMENT AND TRAINING PROGRAM	9/30/2025	6
25-108	RESOLUTION OF THE BOARD OF SUPERVISORS OF THE COUNTY OF SAN DIEGO APPROVING THE ISSUANCE OF CALIFORNIA ENTERPRISE DEVELOPMENT AUTHORITY REVENUE BONDS IN AN AGGREGATE PRINCIPAL AMOUNT NOT TO EXCEED $55,000,000 FOR THE PURPOSE OF FINANCING AND/OR REFINANCING THE ACQUISITION, DEVELOPMENT, CONSTRUCTION, EQUIPPING AND FURNISHING OF A STUDENT HOUSING PROJECT	9/30/2025	10
25-109	A RESOLUTION OF THE SAN DIEGO COUNTY BOARD OF DIRECTORS OF THE SAN DIEGO COUNTY FIRE PROTECTION DISTRICT TO ACCEPT THE REPORT OF THE COMPLETION OF THE FISCAL YEAR 2024-25 FIRE INSPECTIONS	9/30/2025	FP01
25-110	A RESOLUTION OF THE SAN DIEGO COUNTY BOARD OF SUPERVISORS ADJUSTING THE WARNER SPRINGS COMMUNITY SPONSOR GROUP BOUNDARY TO INCLUDE THE ADJACENT LOS COYOTES RESERVATION	10/1/2025	3
25-111	A RESOLUTION OF THE SAN DIEGO COUNTY BOARD OF SUPERVISORS ADOPTING GENERAL PLAN AMENDMENT (GPA) PDS2015-GPA-002	10/1/2025	4
25-112	RESOLUTION OF THE SAN DIEGO COUNTY BOARD OF SUPERVISORS APPROVING SPECIFIC PLAN SP-15-002 HARMONY GROVE VILLAGE SOUTH SPECIFIC PLAN	10/1/2025	4
25-113	RESOLUTION OF SAN DIEGO COUNTY CONDITIONALLY APPROVING VESTING TENTATIVE MAP NO. 5626	10/1/2025	4
25-114	A RESOLUTION OF THE SAN DIEGO COUNTY BOARD OF SUPERVISORS AUTHORIZING APPLICATION TO AND PARTICIPATION IN THE BEHAVIORAL HEALTH CONTINUUM INFRASTRUCTURE PROGRAM ("BHCIP")	10/21/2025	9
25-115	A RESOLUTION OF THE BOARD OF SUPERVISORS OF THE COUNTY OF SAN DIEGO DECLARING THAT THE LAND IDENTIFIED IN DIRECTORS DEED DD16450-01-01 WILL BE USED FOR PUBLIC PURPOSES	10/21/2025	11

25-116	RESOLUTION OF THE BOARD OF SUPERVISORS OF THE COUNTY OF SAN DIEGO APPROVING THE ISSUANCE OF CALIFORNIA ENTERPRISE DEVELOPMENT AUTHORITY REVENUE OBLIGATIONS IN AN AGGREGATE PRINCIPAL AMOUNT NOT TO EXCEED $45,000,000 FOR THE PURPOSE OF FINANCING AND/OR REFINANCING THE ACQUISITION, DEVELOPMENT, CONSTRUCTION, EQUIPPING AND FURNISHING OF EDUCATIONAL FACILITIES	10/21/2025	13
25-117	RESOLUTION TO SUMMARILY VACATE KEYS PLACE IN THE NORTH COUNTY METRO COMMUNITY PLAN AREA AND CEQA DETERMINATION (VAC 2018-0269)	10/22/2025	4
25-118	A RESOLUTION OF THE BOARD OF SUPERVISORS OF THE COUNTY OF SAN DIEGO RENAMING THE SAN DIEGUITO PARK MIRACLE FIELD TO "PADRES PARK"	10/22/2025	7
25-119	RESOLUTION OF THE BOARD OF SUPERVISORS OF THE COUNTY OF SAN DIEGO TO ESTABLISH THE LINCOLN ACRES COMMUNITY SPONSOR GROUP	10/22/2025	10
25-120	RESOLUTION OF THE COUNTY OF SAN DIEGO BOARD OF SUPERVISORS, STATE OF CALIFORNIA, CLOSING THE COURTHOUSE CONSTRUCTION FUND AND REDUCING RELATED PENALTIES ASSESSED FOR PARKING VIOLATIONS	11/4/2025	2
25-121	RESOLUTION OF THE BOARD OF SUPERVISORS OF THE COUNTY OF SAN DIEGO APPROVING THE ISSUANCE OF CALIFORNIA MUNICIPAL FINANCE AUTHORITY EXEMPT FACILITY BONDS IN AN AGGREGATE PRINCIPAL AMOUNT NOT TO EXCEED $26,000,000 FOR THE PURPOSE OF FINANCING OR REFINANCING THE ACQUISITION, CONSTRUCTION, IMPROVEMENT AND EQUIPPING OF BROOKVIEW SENIOR VILLAS	11/4/2025	8
25-122	A RESOLUTION OF THE BOARD OF SUPERVISORS OF THE COUNTY OF SAN DIEGO RELATING TO ESTABLISHING AND EXECUTING MEMORANDUMS OF UNDERSTANDING FOR THE FURTHERANCE OF CLIMATE ACTION PLAN EFFORTS	11/5/2025	3
25-123	A RESOLUTION OF THE BOARD OF COMMISSIONERS OF THE HOUSING AUTHORITY OF THE COUNTY OF SAN DIEGO AUTHORIZING APPLICATION FOR, AND RECEIPT OF, RENTAL ASSISTANCE DEMONSTRATION/SECTION 18 SMALL PUBLIC HOUSING AUTHORITY BLEND (RAD/ SECTION 18 SMALL PHA BLEND) CONVERSION	11/5/2025	HA01
25-124	RESOLUTION TO ACCEPT THE HIGHEST BID AND EXECUTE AND RECORD THE DEED CONVEYING REAL PROPERTY NUMBER 2017-0128-A TO SAN-ED PROPERTIES, LLC, A CALIFORNIA LIMITED LIABILITY COMPANY, AND DEPOSIT FUNDS	11/18/2025	7
25-125	RESOLUTION TO ACCEPT THE HIGHEST BID AND EXECUTE AND RECORD THE DEED CONVEYING REAL PROPERTY NUMBER 2021-0200-B TO HIGHLAND AVENUE PROPERTY INVESTMENTS, LLC, AND DEPOSIT FUNDS	11/18/2025	7
25-126	RESOLUTION OF THE BOARD OF SUPERVISORS OF THE COUNTY OF SAN DIEGO APPROVING THE ISSUANCE OF CALIFORNIA ENTERPRISE DEVELOPMENT AUTHORITY REVENUE OBLIGATIONS IN AN AGGREGATE PRINCIPAL AMOUNT NOT TO EXCEED $25,000,000 FOR THE PURPOSE OF FINANCING AND/OR REFINANCING THE ACQUISITION, DEVELOPMENT, CONSTRUCTION, EQUIPPING AND FURNISHING OF MULTIFAMILY SENIOR HOUSING FACILITIES	11/18/2025	11

25-127	A RESOLUTION OF THE BOARD OF SUPERVISORS OF THE COUNTY OF SAN DIEGO TO AUTHORIZE AN APPLICATION FOR, AND ACCEPTANCE OF, THE COUNTY ALLOCATION AWARD UNDER ROUND 7 OF THE TRANSITIONAL HOUSING PROGRAM, ROUND 4 OF THE HOUSING NAVIGATION AND MAINTENANCE PROGRAM, AND ROUND 5 OF THE THP-PLUS HOUSING SUPPLEMENT PROGRAM	12/9/2025	8
25-128	A RESOLUTION OF THE BOARD OF SUPERVISORS OF THE COUNTY OF SAN DIEGO AUTHORIZING ACCEPTANCE OF CALHOME PROGRAM MORTGAGE ASSISTANCE FUNDS	12/9/2025	9
25-129	A RESOLUTION OF THE BOARD OF SUPERVISORS OF THE COUNTY OF SAN DIEGO AUTHORIZING APPLICATION FOR, AND RECEIPT OF, PROHOUSING INCENTIVE PROGRAM FUNDS.	12/9/2025	9
25-130	A RESOLUTION OF THE SAN DIEGO COUNTY BOARD OF SUPERVISORS SETTING THE DATES AND TIMES FOR REGULAR MEETINGS OF THE SAN DIEGO COUNTY BOARD OF SUPERVISORS IN CALENDAR YEAR 2026	12/9/2025	11
25-131	A RESOLUTION OF THE BOARD OF SUPERVISORS OF THE COUNTY OF SAN DIEGO RELATING TO DELEGATING INVESTMENT AUTHORITY TO THE COUNTY TREASURER-TAX COLLECTOR	12/9/2025	12
25-132	A RESOLUTION OF THE BOARD OF SUPERVISORS OF THE COUNTY OF SAN DIEGO APPROVING AN ONLINE PUBLIC AUCTION TAX SALE OF TAX-DEFAULTED PROPERTY	12/9/2025	13
25-133	RESOLUTION OF THE BOARD OF SUPERVISORS OF THE COUNTY OF SAN DIEGO APPROVING THE REISSUANCE OF CALIFORNIA MUNICIPAL FINANCE AUTHORITY MULTIFAMILY HOUSING REVENUE OBLIGATIONS IN AN AGGREGATE PRINCIPAL AMOUNT NOT TO EXCEED $55,000,000 FOR THE PURPOSE OF FINANCING OR REFINANCING THE ACQUISITION, DEVELOPMENT, CONSTRUCTION AND EQUIPPING OF THE VISTA LANE FAMILY APARTMENTS	12/9/2025	19
25-134	A RESOLUTION OF THE BOARD OF SUPERVISORS OF THE COUNTY OF SAN DIEGO OPPOSING OFFSHORE OIL AND GAS DRILLING	12/9/2025	26
25-135	RESOLUTION TO ACCEPT A PORTION OF AN IRREVOCABLE OFFER OF DEDICATION FOR PUBLIC HIGHWAY (STATE ROUTE 78), IN THE RAMONA COMMUNITY PLAN AREA (VAC 2025-0015)	12/10/2025	1
25-136	RESOLUTION OF THE BOARD OF SUPERVISORS OF THE COUNTY OF SAN DIEGO DECLARING THAT THE LAND IDENTIFIED IN DIRECTOR'S DEEDS 30306-01-02 AND 30305- 01-01 WILL BE USED FOR PUBLIC PURPOSES FOR FIFTEEN (15) YEARS.	12/10/2025	3

ANDREW POTTER, CCB
EXECUTIVE OFFICER/CLERK

CLERK OF THE BOARD OF SUPERVISORS
1600 PACIFIC HIGHWAY, ROOM 402, SAN DIEGO, CALIFORNIA 92101-2422
(619)[redacted]

RYAN SHARP
ASSISTANT CLERK

ANN MOORE
ASSISTANT CLERK

October 21, 2025

Jeff Toney
[redacted]

Dear Jeff Toney,

This letter is to confirm that the Clerk of the Board of Supervisors has received your Legislative Advocate (Lobbyist) Registration form for the County of San Diego.

You have been assigned Lobbyist Registration Number: **1340**

Please include this number on all your future correspondence with the Clerk of the Board of Supervisors.

Additionally, enclosed are the following items for your convenience:

- A list of County officers and employees, as shown in Section 23.102 of the County Code.
- Quarterly Disclosure Statement forms (which you may reproduce):
  Form LO4 is for your use and Form LO5 is for your clients' use.

Quarterly Disclosure Statement Forms are to be filed between the 1st and 15th day of January, April, July and October for the preceding calendar quarter, only if you or your client have made an expenditure of $25 or more on any one occasion or have expended in the aggregate a total of $100 or more in any one quarter.

Please DO NOT FILE IF NO EXPENDITURES HAVE BEEN MADE IN THE PRECEDING QUARTER, per County Code Section 23.106 (b).

When you file these forms, please be sure to place your registration number in the space provided on the upper right corner of the form.

If you have any questions, please call our department at (619)[redacted].

Sincerely,

Gliceria Magpayo Digitally signed by Gliceria Magpayo
Date: 2025.10.21 09:21:57 -07'00'

Gliceria Magpayo
Program Manager, Clerk of the Board of Supervisors

Enclosures (3)
GM:af

Cc: Communication Received (CR)

For COB Use Only

REG. NO. 1340

COSD CLERK OF THE BOARD
2025 OCT 20 PM 1:35

COUNTY OF SAN DIEGO
LEGISLATIVE ADVOCATE
INDIVIDUAL REGISTRATION

Please Check the Appropriate Box:

- [x] Initial Registration
- [ ] Amendment to Initial Registration
- [ ] Termination to Initial Registration

1. Jeff Toney [redacted]
Name of Registrant (Please print or type name of individual) — Phone (Include AreaCode)

[redacted] San Diego CA [redacted]
Street Address — City — State — Zip Code

[redacted]
Email Address

2. List names of person(s), firm(s), corporation(s) or organization(s) represented by the Registrant. Attach additional sheet(s) if necessary. Any person, corporation, firm or organization represented by a legislative advocate must file a written statement disclosing individual expenditures of more than $25.00, or an aggregate total of more than $100.00 to an individual County officer or employee described in the County Code on a quarterly basis. (Section 23.106)

NAME OF FIRM, CORP. ORORGANIZATION REPRESENTED	ADDRESS	PHONE NO.
Infrastructure Documentation Solutions	[redacted]	[redacted]

3. List name(s) of the elective county offices that the registrant will attempt to influence. If the registrant will attempt to influence any member of the Board of Supervisors, the list shall include the "Board of Supervisors." Attach additional sheet(s) if necessary. Elected officeholders (and candidates for elective office) may not accept campaign contributions from any registered legislative advocate whose registration form names the elective office of that officeholder (or the office to which the candidate is seeking election).

NAME OF COUNTYOFFICE(S)	NAME OF COUNTYOFFICE(S)
Board of Supervisors	

I certify under penalty of perjury that the foregoing statements are true and correct. Refer to San Diego County Code of Regulatory Ordinances Section 23.104 *Contents of Registration* for current information on registration.

Date: 10/17/25 Registrant's Signature: Jeff Toney Digitally signed by Jeff Toney Date: 2025.10.17 17:45:50 -07'00'

PLEASE RETURN FORM TO:

Email the completed form to:
[redacted]

For questions, please call:
Clerk of the Board's office at 619-[redacted]

(Rev: 06/25)

ANDREW POTTER, CCB
EXECUTIVE OFFICER/CLERK

CLERK OF THE BOARD OF SUPERVISORS
1600 PACIFIC HIGHWAY, ROOM 402, SAN DIEGO, CALIFORNIA 92101-2422
(619)[redacted]

RYAN SHARP
ASSISTANT CLERK

ANN MOORE
ASSISTANT CLERK

October 21, 2025

Justin Busiel
[redacted]

Dear Justin Busiel,

This letter is to confirm that the Clerk of the Board of Supervisors has received your Legislative Advocate (Lobbyist) Registration form for the County of San Diego.

You have been assigned Lobbyist Registration Number: **1341**

Please include this number on all your future correspondence with the Clerk of the Board of Supervisors.

Additionally, enclosed are the following items for your convenience:

- A list of County officers and employees, as shown in Section 23.102 of the County Code.
- Quarterly Disclosure Statement forms (which you may reproduce):
  Form LO4 is for your use and Form LO5 is for your clients' use.

Quarterly Disclosure Statement Forms are to be filed between the 1st and 15th day of January, April, July and October for the preceding calendar quarter, only if you or your client have made an expenditure of $25 or more on any one occasion or have expended in the aggregate a total of $100 or more in any one quarter.

Please DO NOT FILE IF NO EXPENDITURES HAVE BEEN MADE IN THE PRECEDING QUARTER, per County Code Section 23.106 (b).

When you file these forms, please be sure to place your registration number in the space provided on the upper right corner of the form.

If you have any questions, please call our department at (619)[redacted].

Sincerely,

Gliceria Magpayo Digitally signed by Gliceria Magpayo
Date: 2025.10.21 15:03:05 -07'00'

Gliceria Magpayo
Program Manager, Clerk of the Board of Supervisors

Enclosures (3)
GM:af

Cc: Communication Received (CR)

Docusign Envelope ID: BB97832B-0E17-488B-9703-B30DE820C623

For COB Use Only

REG. NO. 1341

COSD CLERK OF THE BOARD
2025 OCT 21 PM2:15

COUNTY OF SAN DIEGO
LEGISLATIVE ADVOCATE
INDIVIDUAL REGISTRATION

Please Check the Appropriate Box:

- [x] Initial Registration
- [ ] Amendment toInitial Registration
- [ ] Termination to Initial Registration

1. Justin Busiel
Name of Registrant (Please print or type name of individual)

[redacted]
Phone (Include AreaCode)

[redacted]
Street Address

Chicago
City

IL
State

[redacted]
Zip Code

bridget.scharn@pillsburylaw.com
Email Address

2. List names of person(s), firm(s), corporation(s) or organization(s) represented by the Registrant. Attach additional sheet(s) if necessary. Any person, corporation, firm or organization represented by a legislative advocate must file a written statement disclosing individual expenditures of more than $25.00, or an aggregate total of more than $100.00 to an individual County officer or employee described in the County Code on a quarterly basis. (Section 23.106)

NAME OF FIRM, CORP. ORORGANIZATION REPRESENTED	ADDRESS	PHONE NO.
DWS Investment Management Americas Inc.	[redacted]	[redacted]

3. List name(s) of the elective county offices that the registrant will attempt to influence. If the registrant will attempt to influence any member of the Board of Supervisors, the list shall include the "Board of Supervisors." Attach additional sheet(s) if necessary. Elected officeholders (and candidates for elective office) may not accept campaign contributions from any registered legislative advocate whose registration form names the elective office of that officeholder (or the office to which the candidate is seeking election).

NAME OF COUNTYOFFICE(S)	NAME OF COUNTYOFFICE(S)
All Possible County Offices	

I certify under penalty of perjury that the foregoing statements are true and correct. Refer to San Diego County Code of Regulatory Ordinances Section 23.104 *Contents of Registration* for current information on registration.

Date: 10/21/2025

Registrant's Signature: Signed by: Justin Busiel A252D2EE5D8E4CE...

PLEASE RETURN FORMTO:

Email the completed form to:

[redacted]

For questions, please call:
Clerk of the Board's office at 619-[redacted]

(Rev:06/25)

ANDREW POTTER, CCB
EXECUTIVE OFFICER/CLERK

CLERK OF THE BOARD OF SUPERVISORS
1600 PACIFIC HIGHWAY, ROOM 402, SAN DIEGO, CALIFORNIA 92101-2422
(619[redacted]

RYAN SHARP
ASSISTANT CLERK

ANN MOORE
ASSISTANT CLERK

October 27, 2025

Teresa Acosta
[redacted]

Dear Teresa Acosta,

This letter confirms that the Clerk of the Board of Supervisors has received your Legislative Advocate (Lobbyist) Registration Form for the County of San Diego.

You have been assigned Lobbyist Registration Number: **1342**

Please include this number in all future correspondence with the Clerk of the Board of Supervisors.

Additionally, enclosed are the following items for your convenience:

- A list of County officers and employees, as shown in Section 23.102 of the County Code.
- Quarterly Disclosure Statement forms:
  Form LO4 is for your use and Form LO5 is for your clients' use.

Quarterly Disclosure Statement Forms must be filed between the 1st and 15th day of January, April, July, and October for the preceding calendar quarter. Filing is required only if you or your client have made an expenditure of $25 or more on any one occasion or have expended an aggregate total of $100 or more during any one quarter.

Please DO NOT FILE IF NO EXPENDITURES HAVE BEEN MADE IN THE PRECEDING QUARTER, per County Code Section 23.106 (b).

When filing these forms, please ensure that your registration number is entered in the space provided in the upper right corner of the form.

If you have any questions, please email lobbyist@sdcounty.ca.gov or call our office at (619) 531-5601.

Sincerely,

Gliceria Magpayo Digitally signed by Gliceria Magpayo
Date: 2025.10.27 13:18:59 -07'00'

Gliceria Magpayo
Program Manager, Clerk of the Board of Supervisors

Enclosures (3)
GM:af

Cc: Communication Received (CR)

For COB Use Only

REG. NO. 1342

COSD CLERK OF THE BOARD
2025 OCT 27 AM 10:10

COUNTY OF SAN DIEGO
LEGISLATIVE ADVOCATE
INDIVIDUAL REGISTRATION

Please Check the Appropriate Box:

- [x] Initial Registration
- [ ] Amendment to Initial Registration
- [ ] Termination to Initial Registration

1. Teresa Acosta [redacted]
Name of Registrant (Please print or type name of individual) — Phone (Include Area Code)

[redacted] Carlsbad CA [redacted]
Street Address — City — State — Zip Code

teresa@acostaandpartners.com
Email Address

2. List names of person(s), firm(s), corporation(s) or organization(s) represented by the Registrant. Attach additional sheet(s) if necessary. Any person, corporation, firm or organization represented by a legislative advocate must file a written statement disclosing individual expenditures of more than $25.00, or an aggregate total of more than $100.00 to an individual County officer or employee described in the County Code on a quarterly basis. (Section 23.106)

NAME OF FIRM, CORP. ORORGANIZATION REPRESENTED	ADDRESS	PHONE NO.
Workday	[redacted]	[redacted]

3. List name(s) of the elective county offices that the registrant will attempt to influence. If the registrant will attempt to influence any member of the Board of Supervisors, the list shall include the "Board of Supervisors." Attach additional sheet(s) if necessary. Elected officeholders (and candidates for elective office) may not accept campaign contributions from any registered legislative advocate whose registration form names the elective office of that officeholder (or the office to which the candidate is seeking election).

NAME OF COUNTY OFFICE(S)	NAME OF COUNTY OFFICE(S)
All possible county offices	Board of Supervisors

I certify under penalty of perjury that the foregoing statements are true and correct. Refer to San Diego County Code of Regulatory Ordinances Section 23.104 *Contents of Registration* for current information on registration.

Date: 10/24/2025 Registrant's Signature: [signature]

PLEASE RETURN FORM TO:

Email the completed form to:
[redacted]

For questions, please call:
Clerk of the Board's office at 619-[redacted]

(Rev: 06/25)

ANDREW POTTER, CCB
EXECUTIVE OFFICER/CLERK

CLERK OF THE BOARD OF SUPERVISORS
1600 PACIFIC HIGHWAY, ROOM 402, SAN DIEGO, CALIFORNIA 92101-2422
(619)[redacted]

RYAN SHARP
ASSISTANT CLERK

ANN MOORE
ASSISTANT CLERK

October 2, 2025

Jacob Trujillo
[redacted]

RE: Lobbyist Termination Confirmation No. 1280

We have received your request to be removed as a registered lobbyist for the County of San Diego. We are pleased to inform you that your Registration No. 1280 has been successfully removed from our current list of registered lobbyists.

Enclosed is a copy of the notice, including our receipt date stamp for your reference. Should you have any inquiries or require further assistance, please do not hesitate to contact our department at (619) [redacted].

Sincerely,

Jocelyn Porter

Jocelyn Porter
Senior Board Assistant, Clerk of the Board of Supervisors

JP:af

Cc: Communication Received (CR)

Docusign Envelope ID: 31AA4D40-4991-48D2-B7A4-946ACADA47DB

For COB Use Only

REG. NO. 1280

COSD CLERK OF THE BOARD
2025 OCT 2 PM11:45

COUNTY OF SAN DIEGO LEGISLATIVE ADVOCATE INDIVIDUAL REGISTRATION

Please Check the Appropriate Box:

- [ ] Initial Registration
- Amendment toInitial Registration
- [x] Termination to Initial Registration

1. Jacob Trujillo

Name of Registrant (Please print or type name of individual) | Phone (Include AreaCode)

[redacted]

Street Address | City | State | Zip Code

[redacted]

Email Address

2. List names of person(s), firm(s), corporation(s) or organization(s) represented by the Registrant. Attach additional sheet(s) if necessary. Any person, corporation, firm or organization represented by a legislative advocate must file a written statement disclosing individual expenditures of more than $25.00, or an aggregate total of more than $100.00 to an individual County officer or employee described in the County Code on a quarterly basis. (Section 23.106)

NAME OF FIRM, CORP. ORORGANIZATION REPRESENTED	ADDRESS	PHONE NO.
DWS Investment Management Americas, Inc	[redacted]	[redacted]

3. List name(s) of the elective county offices that the registrant will attempt to influence. If the registrant will attempt to influence any member of the Board of Supervisors, the list shall include the "Board of Supervisors." Attach additional sheet(s) if necessary. Elected officeholders (and candidates for elective office) may not accept campaign contributions from any registered legislative advocate whose registration form names the elective office of that officeholder (or the office to which the candidate is seeking election).

NAME OF COUNTYOFFICE(S)	NAME OF COUNTYOFFICE(S)
All possible County offices	

I certify under penalty of perjury that the foregoing statements are true and correct. Refer to San Diego County Code of Regulatory Ordinances Section 23.104 *Contents of Registration* for current information on registration.

Date: 01 October 2025 | 08:16:54 PDT

Registrant's Signature: Jacob Trujillo

PLEASE RETURN FORMTO:

Email the completed form to:

[redacted]

For questions, please call:

Clerk of the Board's office at 619-[redacted]

(Rev:06/23)

ANDREW POTTER, CCB
EXECUTIVE OFFICER/CLERK

CLERK OF THE BOARD OF SUPERVISORS
1600 PACIFIC HIGHWAY, ROOM 402, SAN DIEGO, CALIFORNIA 92101-2422
(619)[redacted]

RYAN SHARP
ASSISTANT CLERK

ANN MOORE
ASSISTANT CLERK

October 6, 2025

Victor Cao
[redacted]

RE: Lobbyist Termination Confirmation No. 1169

We have received your request to be removed as a registered lobbyist for the County of San Diego. We are pleased to inform you that your Registration No. 1169 has been successfully removed from our current list of registered lobbyists.

Enclosed is a copy of the notice, including our receipt date stamp for your reference. Should you have any inquiries or require further assistance, please do not hesitate to contact our department at (619) [redacted].

Sincerely,

Gliceria Magpayo Digitally signed by Gliceria Magpayo Date: 2025.10.06 14:46:50 -07'00'

Gliceria Magpayo
Program Manager, Clerk of the Board of Supervisors

GM:af

Cc: Communication Received (CR)

For COB Use Only

REG. NO. 1169

COSD CLERK OF THE BOARD
2025 OCT 6 PM 10:40

COUNTY OF SAN DIEGO
LEGISLATIVE ADVOCATE
INDIVIDUAL REGISTRATION

Please Check the Appropriate Box:

- [ ] Initial Registration
- Amendment to Initial Registration
- ■ Termination to Initial Registration

1. Victor Cao [redacted]

Name of Registrant (Please print or type name of individual) Phone (Include Area Code)

[redacted] [redacted] [redacted] [redacted]

Street Address City State Zip Code

[redacted]

Email Address

2. List names of person(s), firm(s), corporation(s) or organization(s) represented by the Registrant. Attach additional sheet(s) if necessary. Any person, corporation, firm or organization represented by a legislative advocate must file a written statement disclosing individual expenditures of more than $25.00, or an aggregate total of more than $100.00 to an individual County officer or employee described in the County Code on a quarterly basis. (Section 23.106)

NAME OF FIRM, CORP. ORORGANIZATION REPRESENTED	ADDRESS	PHONE NO.
California Apartment Association	[redacted]	[redacted]

3. List name(s) of the elective county offices that the registrant will attempt to influence. If the registrant will attempt to influence any member of the Board of Supervisors, the list shall include the "Board of Supervisors." Attach additional sheet(s) if necessary. Elected officeholders (and candidates for elective office) may not accept campaign contributions from any registered legislative advocate whose registration form names the elective office of that officeholder (or the office to which the candidate is seeking election).

NAME OF COUNTY OFFICE(S)	NAME OF COUNTY OFFICE(S)
Board of Supervisors	

I certify under penalty of perjury that the foregoing statements are true and correct. Refer to San Diego County Code of Regulatory Ordinances Section 23.104 *Contents of Registration* for current information on registration.

Date: 09/26/25 Registrant's Signature: Victor Cao

PLEASE RETURN FORM TO:

Email the completed form to:

[redacted]

For questions, please call:

Clerk of the Board's office at [redacted]

(Rev: 06/25)

ANDREW POTTER, CCB
EXECUTIVE OFFICER/CLERK

CLERK OF THE BOARD OF SUPERVISORS
1600 PACIFIC HIGHWAY, ROOM 402, SAN DIEGO, CALIFORNIA 92101-2422
(619)[redacted]

RYAN SHARP
ASSISTANT CLERK

ANN MOORE
ASSISTANT CLERK

October 6, 2025

Whitney Benzian
[redacted]

RE: Lobbyist Termination Confirmation No. 1170

We have received your request to be removed as a registered lobbyist for the County of San Diego. We are pleased to inform you that your Registration No. 1170 has been successfully removed from our current list of registered lobbyists.

Enclosed is a copy of the notice, including our receipt date stamp for your reference. Should you have any inquiries or require further assistance, please do not hesitate to contact our department at (619) [redacted].

Sincerely,

Gliceria Magpayo Digitally signed by Gliceria Magpayo
Date: 2025.10.06 14:44:23 -07'00'

Gliceria Magpayo
Program Manager, Clerk of the Board of Supervisors

GM:af

Cc: Communication Received (CR)

For COB Use Only

REG. NO. 1170

COSD CLERK OF THE BOARD
2025 OCT 6 PM10:35

COUNTY OF SAN DIEGO
LEGISLATIVE ADVOCATE
INDIVIDUAL REGISTRATION

Please Check the Appropriate Box:

- [ ] Initial Registration
- [ ] Amendment to Initial Registration
- [x] Termination to Initial Registration

1. Whitney Benzian [redacted]
Name of Registrant (Please print or type name of individual) Phone (Include Area Code)

[redacted] [redacted] [redacted] [redacted]
Street Address City State Zip Code

[redacted]
Email Address

2. List names of person(s), firm(s), corporation(s) or organization(s) represented by the Registrant. Attach additional sheet(s) if necessary. Any person, corporation, firm or organization represented by a legislative advocate must file a written statement disclosing individual expenditures of more than $25.00, or an aggregate total of more than $100.00 to an individual County officer or employee described in the County Code on a quarterly basis. (Section 23.106)

NAME OF FIRM, CORP. ORORGANIZATION REPRESENTED	ADDRESS	PHONE NO.
California Apartment Association	[redacted]	[redacted]

3. List name(s) of the elective county offices that the registrant will attempt to influence. If the registrant will attempt to influence any member of the Board of Supervisors, the list shall include the "Board of Supervisors." Attach additional sheet(s) if necessary. Elected officeholders (and candidates for elective office) may not accept campaign contributions from any registered legislative advocate whose registration form names the elective office of that officeholder (or the office to which the candidate is seeking election).

NAME OF COUNTY OFFICE(S)	NAME OF COUNTY OFFICE(S)
Board of Supervisors	

I certify under penalty of perjury that the foregoing statements are true and correct. Refer to San Diego County Code of Regulatory Ordinances Section 23.104 *Contents of Registration* for current information on registration.

Date: 09/26/25 Registrant's Signature: Joshua Howard

PLEASE RETURN FORM TO:

Email the completed form to:
[redacted]

For questions, please call:
Clerk of the Board's office at 619[redacted]

(Rev: 06/25)

ANDREW POTTER, CCB
EXECUTIVE OFFICER/CLERK

CLERK OF THE BOARD OF SUPERVISORS
1600 PACIFIC HIGHWAY, ROOM 402, SAN DIEGO, CALIFORNIA 92101-2422
(619) 531-5600

RYAN SHARP
ASSISTANT CLERK

ANN MOORE
ASSISTANT CLERK

November 3, 2025

TO: Supervisor Terra Lawson-Remer, Chair
Supervisor Monica Montgomery Steppe, Vice Chair
Supervisor Paloma Aguirre, Chair Pro Tem
Supervisor Joel Anderson
Supervisor Jim Desmond
Jordan Z. Marks, Assessor/Recorder/County Clerk
Kelly Martinez, Sheriff
Summer Stephan, District Attorney
Myrna Zambrano, Assistant Treasurer-Tax Collector

FROM: Andrew Potter
Clerk of the Board of Supervisors

SAN DIEGO COUNTY REGISTERED LOBBYIST LISTING

Attached please find the current lobbyist listings that include updated registration information. These reports provide information regarding lobbyists, the firm represented and the elective offices/officials that the lobbyists will attempt to influence.

- **Attachment A** is an alphabetical listing by the name of the lobbyist and includes the elective offices/officials that the lobbyists will attempt to influence.
- **Attachment B** is an alphabetical listing by the name of the lobbyist and includes the firm represented and the elective offices/officials that the lobbyists will attempt to influence.
- **Attachment C** is an alphabetical listing by name of the firm represented and includes the name of the lobbyist and the elective offices/officials that the lobbyists will attempt to influence.
- **Attachment D** is a list of elective offices/officials and the lobbyists that will attempt to influence them.

These reports are updated and distributed on a monthly basis and can be accessed via the Clerk of the Board webpage at *www.sandiegocounty.gov/cob/lobbyists/index.html*.

CHANGES FROM PREVIOUS LOBBYIST REPORT:
There are three new registrations for Teresa Acosta, Justin Busiel, and Jeff Toney, and three terminations for Whitney Benzian, Victor Cao, and Jacob Trujillo.

If you have any questions, please contact our staff via email at lobbyist@sdcounty.ca.gov or call at (619) 531-5601. Thank you.

Respectfully,

ANDREW POTTER
Clerk of the Board of Supervisors

AP:af

Attachments

cc: Board of Supervisors Communications Received

Lobbyist Updates from Previous Month

Lobbyist:		New:	Amended Registration:	Terminated Registration:
1342	**Acosta, Teresa**	10/27/2025		
1341	**Busiel, Justin**	10/21/2025		
1340	**Toney, Jeff**	10/20/2025		
1280	**Trujillo, Jacob**	3/4/2024		10/2/2025
1170	**Benzian, Whitney**	4/26/2021		10/6/2025
1169	**Cao, Victor**	4/26/2021		10/6/2025

County of San Diego - Registered Lobbyists

Attachment A

Name of Registrant	Reg #	County Official that the Lobbyists May Try to Influence
Abdi, Rahmo	1273	All Possible County Offices, Board of Supervisors
Acosta, Teresa	1342	All Possible County Offices
Adair, William C.	1088	All Possible County Offices
Aden, Lucky	1265	Board of Supervisors
Alcantar, Roberto C	1315	Board of Supervisors, Board Representatives of the Board of Supervisors, Director of Planning and Development Services
Alderman, Kyle	1241	All Possible County Offices
Alexander, John Scott	900	All Possible County Offices
Amato, Dana	1259	All Possible County Offices
Anderson, Jason	950	Board of Supervisors
Anderson, Jessica	1299	All Possible County Offices
Anderson, Marshall	1183	All Possible County Offices
Anderson, Michel	737	Board of Supervisors
Austin, Gina	1176	Board of Supervisors, Director of Planning and Development Services
Avina, Victor H.	1142	All Possible County Offices
Baldwin, Christopher	1210	All Possible County Offices
Banos, Jason	1296	All Possible County Offices
Barrett, Adam	1336	All Possible County Offices
Beaudin, Livia B.	1249	Board of Supervisors
Benedetto, Craig S.	507	All Possible County Offices
Berkman, Jack	1006	Board of Supervisors, Treasurer/Tax Collector
Biltekoff, David	1309	All Possible County Offices
Blackwood, Sapphire	1174	All Possible County Offices
Boomer, Tim	1298	All Possible County Offices
Bowman-Styles, Molly	956	Board of Supervisors
Boyce, Ben	1313	Board of Supervisors, Chief Administrative Officer
Britton, Joseph	1338	Board of Supervisors
Brown, Christopher M.	782	Board of Supervisors
Burrola, Alex	1286	All Possible County Offices

Name of Registrant	Reg #	County Official that the Lobbyists May Try to Influence
Burton, James E.	1011	All Possible County Offices
Busiel, Justin	1341	All Possible County Offices
Byrne, Katherine	1238	All Possible County Offices, Board of Supervisors
Cameron, Robert	1044	Board of Supervisors
Capretz, Nicole	1012	Board of Supervisors
Carlson, Mack	1194	All Possible County Offices, Board of Supervisors
Casale, Alexander	1293	All Possible County Offices
Cate, Chris	1329	All Possible County Offices
Chanes, Jill	1316	All Possible County Offices
Chase, Nancy M.	793	Board of Supervisors
Chase, Steve	1175	All Possible County Offices
Chavez, Gilbert R.	1284	Board of Supervisors
Chavez, Jennifer	989	All Possible County Offices, Assessor/Recorder/County Clerk, Board of Supervisors, Board Representatives of the Board of Supervisors, Planning Commission
Ching, George	1226	All Possible County Offices, Board of Supervisors
Cobbs, Efaon	1279	All Possible County Offices, Chief Administrative Officer
Contreras, Andrea M.	985	Board of Supervisors, Director of Planning and Development Services, Planning Commission
Contreras, Corinna	1332	All Possible County Offices, Board of Supervisors
Cordova, Jessica	981	Assistant Chief Administrative Officer, Board of Supervisors, Board Representatives of the Board of Supervisors, Chief Administrative Officer, Director of Purchasing and Contracting
Crider, Scott	1221	Board of Supervisors
Cristiani, Carlos	1326	Board of Supervisors
Cuestas, Elizabeth R	1257	All Possible County Offices, Board of Supervisors
Custar, Kristin	925	All Possible County Offices
Dadian, John M.	617	Board of Supervisors
Dang, Anthony	1333	All Possible County Offices, Board of Supervisors
Danziger, Derek	1267	All Possible County Offices, Board of Supervisors
Disenhouse, Masada	1155	Board of Supervisors
Drasser, Matthew	1292	All Possible County Offices
Dressel, Alison	1331	All Possible County Offices, Board of Supervisors

Name of Registrant	Reg #	County Official that the Lobbyists May Try to Influence
Enriquez, Manuel	1213	All Possible County Offices, Board of Supervisors
Escobar, Marcela	1312	Board of Supervisors
Falcon, Clarissa Reyes	918	All Possible County Offices
Farouq, Sarah	1189	Assistant Chief Administrative Officer, Board of Supervisors, Director of Purchasing and Contracting
Fierro, Daniel	1287	All Possible County Offices
Fiscella, John	1239	All Possible County Offices
Fitch, Natalie	1323	All Possible County Offices
Fogam, Dimia	1206	All Possible County Offices
Forrest, Jeffrey W.	823	All Possible County Offices, Assessor/Recorder/County Clerk, Board of Supervisors, Board Representatives of the Board of Supervisors, Planning Commission
Freeman, Noel	1161	Treasurer/Tax Collector
Froeb, Charles	904	All Possible County Offices
Gabaldon, Joseph	1055	All Possible County Offices, Board of Supervisors, Planning Commission
Gabrielson, Timothy W.	742	All Possible County Offices, Board of Supervisors, Planning Commission
Gacek, Erika	1152	All Possible County Offices
Galuppo, Louis A.	806	All Possible County Offices, Board of Supervisors
Gardner, Jared	1307	All Possible County Offices
Garner, Keith	1029	Assessor/Recorder/County Clerk, Board of Supervisors, Board Representatives of the Board of Supervisors, Director of Planning and Development Services, Planning Commission
Garratt, Gregory C. M.	708	All Possible County Offices, Board of Supervisors, Board Representatives of the Board of Supervisors, Chief Administrative Officer, Planning Commission
Garuba, Joseph	1165	Board of Supervisors
Gbeh, Hannah	1281	Board of Supervisors, Director of Planning and Development Services, Planning Commission
Goldstein, David	1277	All Possible County Offices
Gomez, Georgette	1258	All Possible County Offices, Board of Supervisors
Greene, Kyra	980	Assistant Chief Administrative Officer, Board of Supervisors, Board Representatives of the Board of Supervisors, Director of Purchasing and Contracting, District Attorney
Guan, Jacqueline	1110	Assistant Chief Administrative Officer, Board Representatives of the Board of Supervisors, Chief Administrative Officer, Director of Purchasing and Contracting

Name of Registrant	Reg #	County Official that the Lobbyists May Try to Influence
Guillen, Chris	1096	Board of Supervisors
Haase, Stephen M.	855	Board of Supervisors
Haddad, Benjamin A.	856	All Possible County Offices
Hamilton, Julie M.	860	Board of Supervisors
Hansen, Elizabeth	1097	Assistant Chief Administrative Officer, Board of Supervisors, Board Representatives of the Board of Supervisors, Chief Administrative Officer, Director of Planning and Development Services
Harper, Chloe Louise	1269	All Possible County Offices
Harris, Chad A.	667	All Possible County Offices, Assistant Chief Administrative Officer, Board of Supervisors, Board Representatives of the Board of Supervisors, Chief Administrative Officer, Director of Planning and Development Services
Harris, Sondra M.	668	All Possible County Offices, Assistant Chief Administrative Officer, Board of Supervisors, Board Representatives of the Board of Supervisors, Chief Administrative Officer, Director of Planning and Development Services
Haslip, Joseph	1308	All Possible County Offices
Hepfer, Eric	1116	All Possible County Offices
Hernandez, Cesar	1318	Board of Supervisors, Chief Administrative Officer
Hernandez, Pedro	1222	All Possible County Offices, Board of Supervisors
Hernandez-Garcia, Belen	1133	All Possible County Offices, Board of Supervisors, District Attorney, Sheriff
Herron, Mason	1090	Board of Supervisors
Higgins, Karl	698	Board of Supervisors, Director of Planning and Development Services
Hill, Christie	1036	Board of Supervisors, Chief Administrative Officer, District Attorney, Sheriff
Hodges, Whitney A.	1093	All Possible County Offices, Assessment Appeals Board, Board of Supervisors, Board Representatives of the Board of Supervisors, Planning Commission
Hom, Dan	919	All Possible County Offices, Board of Supervisors
Hong, Haney	1069	Board of Supervisors
Hunter, Ranie L.	832	Board of Supervisors, Planning Commission
Jacob, Bradley	1098	All Possible County Offices
Jones, Darcy	614	All Possible County Offices, Board of Supervisors, Chief Administrative Officer, Director of Planning and Development Services, Planning Commission

Name of Registrant	Reg #	County Official that the Lobbyists May Try to Influence
Jones, Donna	711	Assessor/Recorder/County Clerk, Board of Supervisors, Board Representatives of the Board of Supervisors, Director of Planning and Development Services, Planning Commission
Karahamuheto, Jeffrey	1251	Board of Supervisors, Chief Administrative Officer, District Attorney, Sheriff
Kattoula, Vince	1121	All Possible County Offices
Keady, Charles	1310	All Possible County Offices
Kilkenny, Kim J.	676	Board of Supervisors
Kilkenny, Maddy	1048	All Possible County Offices
King, Peter	1290	All Possible County Offices
King, Rebecca	1247	All Possible County Offices
Kirkland, Molly	893	Assessor/Recorder/County Clerk, Board of Supervisors, Treasurer/Tax Collector
Kwiatkowski, Adrian	1141	All Possible County Offices
Landrum, Lee	1262	All Possible County Offices
Lawson, James	1112	Board of Supervisors
Ledford, Richard S.	774	All Possible County Offices, Board of Supervisors
Ledford, Thomas S.	1114	All Possible County Offices, Board of Supervisors
Lee, Alexandra	1306	All Possible County Offices
Lee, April	1243	All Possible County Offices
LeeFatt, Kimberly	1095	Board of Supervisors
Lindley, Stephen	1295	Board of Supervisors
Lutar, Ildiko (Lani)	798	All Possible County Offices, Board of Supervisors
Luternauer, Jessica	1190	All Possible County Offices, Board of Supervisors
Madaffer, Jim	908	All Possible County Offices, Board of Supervisors, Chief Administrative Officer, Director of Planning and Development Services
Madaffer, Robin M.	894	All Possible County Offices
Mahzari, Farah	1242	All Possible County Offices
Majewski, Thomas	1027	All Possible County Offices, Board of Supervisors, Chief Administrative Officer
Marchesin, Gilles	1173	All Possible County Offices
Marston, Jeff	662	Board of Supervisors, Sheriff
McDade, Kristen A.	703	Board of Supervisors

Name of Registrant	Reg #	County Official that the Lobbyists May Try to Influence
McGrady, Kyle	1026	All Possible County Offices, Board of Supervisors, Chief Administrative Officer
McHenry, Katherine	709	Board of Supervisors
McPartland, Stephen J.	722	All Possible County Offices, Board of Supervisors, Director of Planning and Development Services, Planning Commission
Mendoza, Myriam	1301	All Possible County Offices
Mercurio, Michael T.	801	Assessment Appeals Board, Assessor/Recorder/County Clerk, Board of Supervisors, Planning Commission, Treasurer/Tax Collector
Miller, Brooke	1203	All Possible County Offices, Assessor/Recorder/County Clerk, Board of Supervisors, Board Representatives of the Board of Supervisors, Planning Commission
Miller, Kimberly	1084	Assessor/Recorder/County Clerk, Board of Supervisors, Sheriff
Molloy, Scott	1180	Board of Supervisors
Monger, Jack	644	Assistant Chief Administrative Officer, Board of Supervisors, Board Representatives of the Board of Supervisors, Chief Administrative Officer
Moore, Christine	1244	All Possible County Offices, Board of Supervisors
Morgan-Reed, Cynthia	1193	All Possible County Offices, Assessor/Recorder/County Clerk, Board Representatives of the Board of Supervisors, Planning Commission
Morrison Scott A.	738	All Possible County Offices, Board of Supervisors, Director of Planning and Development Services
Moser, Dennis	1046	Board of Supervisors
Mracek, Edward J. G.	1071	Board of Supervisors
Murray, Justine	1302	All Possible County Offices
Nguyen, Khoa	876	All Possible County Offices, Board of Supervisors, Planning Commission
Nguyen, Quynh	972	Assistant Chief Administrative Officer, Board of Supervisors, Board Representatives of the Board of Supervisors, Chief Administrative Officer, Director of Purchasing and Contracting
Nunn, Laura	1060	Board of Supervisors
Oettinger, Stephen R.	660	Board of Supervisors
Ogul, Jeremy	1154	All Possible County Offices
Packard, Scott	970	Board of Supervisors
Park, Sonya	1083	All Possible County Offices
Parker, Joseph M.	967	Board of Supervisors
Pelka, Serena	1334	All Possible County Offices, Board of Supervisors

Name of Registrant	Reg #	County Official that the Lobbyists May Try to Influence
Pentico, Alan	771	Assessor/Recorder/County Clerk, Board of Supervisors, Treasurer/Tax Collector
Peraza, Humberto	1091	All Possible County Offices, Board of Supervisors, Chief Administrative Officer
Perkins, Douglas	805	Board of Supervisors, Treasurer/Tax Collector
Peterson, Haley	1064	All Possible County Offices
Peterson, Matthew A.	590	Board of Supervisors, Director of Planning and Development Services
Peterson, Norma Chavez	931	Board of Supervisors, District Attorney, Sheriff
Ponder, John E.	824	All Possible County Offices, Assessor/Recorder/County Clerk, Board of Supervisors, Board Representatives of the Board of Supervisors, Planning Commission
Prater, Brian	1252	All Possible County Offices, Director of Planning and Development Services
Price, Denise	1039	All Possible County Offices, Assessor/Recorder/County Clerk, Board of Supervisors, District Attorney, Sheriff, Treasurer/Tax Collector
Rath, Phil	868	All Possible County Offices, Board of Supervisors
Riley, Heather S.	1162	Board of Supervisors, Director of Planning and Development Services
Root, Paul	1208	All Possible County Offices
Rosenbaum, S. Wayne	921	Board of Supervisors, Board Representatives of the Board of Supervisors, Director of Planning and Development Services, Planning Commission
Rupp III, Henry P.	788	All Possible County Offices, Board of Supervisors, Chief Administrative Officer, Planning Commission
Russel, Stephen	1061	Board of Supervisors
Saathoff, Stephanie	696	All Possible County Offices, Assessor/Recorder/County Clerk, Board of Supervisors, District Attorney, Sheriff, Treasurer/Tax Collector
Sahid, Ramla	1159	All Possible County Offices, Board of Supervisors
Sahni, Anjleena	1283	Board of Supervisors, Chief Administrative Officer
Shaw, Ted	1054	Assistant Chief Administrative Officer, Board of Supervisors, Chief Administrative Officer, Director of Planning and Development Services
Shearer, Pete	1117	All Possible County Offices
Silverstein, Mitch	1217	Board of Supervisors

Name of Registrant	Reg #	County Official that the Lobbyists May Try to Influence
Skiko, Chuck	1207	All Possible County Offices, Assessment Appeals Board, Assessor/Recorder/County Clerk, Assistant Assessor/Recorder/County Clerk, Assistant Chief Administrative Officer, Assistant Director Planning and Development Services, Assistant Director Purchasing and Contracting, Assistant District Attorney, Board of Supervisors, Chief Administrative Officer, Chief Deputy, Assessor/Recorder/County Clerk, Chief Deputy, Treasurer/Tax Collector, Civil Service Commission, Director of General Services, Director of Planning and Development Services, Director of Purchasing and Contracting, District Attorney, Planning Commission, San Diego County Capital Asset Leasing Corporation (SANCAL) Board of Directors, Sheriff, Treasurer/Tax Collector, Undersheriff
Smith, Peter B.	996	All Possible County Offices, Assessor/Recorder/County Clerk, Board of Supervisors, District Attorney, Sheriff, Treasurer/Tax Collector
Smith, Rob	1113	All Possible County Offices, Board of Supervisors, District Attorney, Sheriff
Smith, Stephanie	1140	All Possible County Offices
Squire, Robert	1010	All Possible County Offices
Steiner, Dustin	1212	Board of Supervisors
Straub, Randy	963	Board of Supervisors
Strawn, Evan	1303	All Possible County Offices
Syz, Brittany	1235	Board of Supervisors
Tate, Nathaniel	1188	Assistant Chief Administrative Officer, Board of Supervisors, Director of Purchasing and Contracting
Taylor, Tim	1148	Board of Supervisors, Sheriff
Tetlow, Julianna	1065	All Possible County Offices
Thompson, Thomas Taylor	1168	Board of Supervisors
Toney, Jeff	1340	Board of Supervisors
Tredinnick, Eirian	1291	All Possible County Offices
Turner, Jarl	790	All Possible County Offices, Board of Supervisors, Board Representatives of the Board of Supervisors, Director of Planning and Development Services, Planning Commission
Van Leer, Ann	858	All Possible County Offices, Board of Supervisors, Chief Administrative Officer, Director of General Services, Director of Planning and Development Services
Velasquez, Alberto	1288	All Possible County Offices
Villasenor-Martinez, Jimena	1304	All Possible County Offices
Vircks, Chelsea Walczak	1282	Board of Supervisors

Name of Registrant	Reg #	County Official that the Lobbyists May Try to Influence
Wahl, A. Christopher	866	All Possible County Offices, Assistant Chief Administrative Officer, Board of Supervisors, Board Representatives of the Board of Supervisors, Chief Administrative Officer, Director of Planning and Development Services
Wainio, John	867	Board of Supervisors, Board Representatives of the Board of Supervisors, Director of Planning and Development Services, Sheriff
Wallace, Mary	1324	All Possible County Offices
Walling, Aaron	1181	All Possible County Offices, Board Representatives of the Board of Supervisors, District Attorney, Sheriff
Warren, Matthew	1314	Board of Supervisors, Chief Administrative Officer
Waterman, Ryan	1094	All Possible County Offices, Board of Supervisors
Watts Thomas Jr, Frederic	1240	All Possible County Offices
Weinlein, Cassandra	1201	Board of Supervisors
Weiss, Stephen	1204	Chief Deputy, Treasurer/Tax Collector
Weiss, Zach	1263	All Possible County Offices
Whalen, James E.	736	All Possible County Offices, Board of Supervisors, Chief Administrative Officer, Director of Planning and Development Services, Planning Commission
Woods, Melanie	1214	Board of Supervisors
Young, Blythe	1325	Board of Supervisors
Young, Renee	784	Treasurer/Tax Collector
Yusufi, Homayra	1158	All Possible County Offices, Board of Supervisors
Zamarripa, Kenia	1305	All Possible County Offices

For questions about this report, please contact the Clerk of the Board of Supervisors at (619) 531-5600.

County of San Diego - Registered Lobbyists and Firms Represented

Attachment B

Name of Registrant	Reg. #	Firms Represented by Lobbyist	County Official that the Lobbyists May Try to Influence
Abdi, Rahmo	1273	Partnership for the Advancement of New Americans	All Possible County Offices, Board of Supervisors
Acosta, Teresa	1342	Workday	All Possible County Offices
Adair, William C.	1088	Sun Life Capital Management (U.S) LLC	All Possible County Offices
Aden, Lucky	1265	Partnership for the Advancement of New Americans	Board of Supervisors
Alcantar, Roberto C	1315	San Diego Gas & Electric	Board of Supervisors, Board Representatives of the Board of Supervisors, Director of Planning and Development Services
Alderman, Kyle	1241	AES Clean Energy Development	All Possible County Offices
Alexander, John Scott	900	Gauge Station Pursuits	All Possible County Offices
Amato, Dana	1259	Medea Inc.	All Possible County Offices
Anderson, Jason	950	Clean TECH San Diego	Board of Supervisors
Anderson, Jessica	1299	San Diego Regional Chamber of Commerce	All Possible County Offices

Name of Registrant	Reg. #	Firms Represented by Lobbyist	County Official that the Lobbyists May Try to Influence
Anderson, Marshall	1183	American Medical Response Axon Blackstone Blue Shield Promise BOMA San Diego Clear Channel Outdoor, LLC Downtown San Diego Partnershp Enterprise Holdings Inc. (Orange, CA) Horizon Hill El Monte GP, LLC Jamul Indian Village Mark43, Inc NAIOP, San Diego Performance Protocol Promises2Kids RealPage Inc. S.V.D.P. Management Inc., dba Father Joe's Villages San Diego County Lodging Association San Diego Regional Airport Authority Solar Turbines Inc. T2 Borrego LLC, bda Rams Hill Terra-Gen, LLC Veterans Village of San Diego	All Possible County Offices
Anderson, Michel	737	American Shooting Center Jacobs Center Neighborhood Innovation Sycuan Band/Kumeyaay Nat.	Board of Supervisors
Austin, Gina	1176	Assoc. Licensed Cannnabis Operators Tony Mikhail	Board of Supervisors, Director of Planning and Development Services
Avina, Victor H.	1142	AT&T Carlsbad Jet Center San Luis Rey Training Center	All Possible County Offices
Baldwin, Christopher	1210	Microsoft Corporation	All Possible County Offices
Banos, Jason	1296	Warburg Pincus LLC	All Possible County Offices
Barrett, Adam	1336	Chorus Capital Management Limited	All Possible County Offices
Beaudin, Livia B.	1249	Coastal Environmental Rights Foundation	Board of Supervisors

Name of Registrant	Reg. #	Firms Represented by Lobbyist	County Official that the Lobbyists May Try to Influence
Benedetto, Craig S.	507	AMEC Foster Wheeler American Medical Response Axon Blackstone Blue Shield Promise BOMA San Diego Clear Channel Outdoor, LLC Cresleigh Homes Downtown San Diego Partnershp Enterprise Holdings Inc. (Orange, CA) Hines Horizon Hill El Monte GP, LLC Jamul Indian Village Mark43, Inc NAIOP, San Diego Promises2Kids RealPage Inc. S.V.D.P. Management Inc., dba Father Joe's Villages San Diego County Lodging Association San Diego Regional Airport Authority Solar Turbines Inc. T2 Borrego LLC, bda Rams Hill Terra-Gen, LLC Veterans Village of San Diego Waterford Property Company	All Possible County Offices
Berkman, Jack	1006	Pacific Imperial Railroad Statue of Responsibility Foundation	Board of Supervisors, Treasurer/Tax Collector
Biltekoff, David	1309	Morgan Stanley & Co. LLC	All Possible County Offices
Blackwood, Sapphire	1174	Land Use Equity Group	All Possible County Offices
Boomer, Tim	1298	Sun Life Capital Management (U.S) LLC	All Possible County Offices
Bowman-Styles, Molly	956	RCS Ray Cammack Shows Inc.	Board of Supervisors
Boyce, Ben	1313	Republic Services (Pheonix, AZ) UKG Veolia North America	Board of Supervisors, Chief Administrative Officer
Britton, Joseph	1338	San Diego Gas & Electric	Board of Supervisors

Name of Registrant	Reg. #	Firms Represented by Lobbyist	County Official that the Lobbyists May Try to Influence
Brown, Christopher M.	782	BayWa r.e. Solar Project, LLC Campus Park LLC Demler Egg Ranch Fallbrook Public Utilities District KB Home Coastal Inc. Port of San Diego Rainbow Municipal Water District	Board of Supervisors
Burrola, Alex	1286	Science Applications International Corporation	All Possible County Offices
Burton, James E.	1011	Salient Partners	All Possible County Offices
Busiel, Justin	1341	DWS Investment Management Americas, Inc	All Possible County Offices
Byrne, Katherine	1238	San Diego County Farm Bureau	All Possible County Offices, Board of Supervisors
Cameron, Robert	1044	GDCI Proctor Valley, L.P. c/o Jackson Pendo Development Company Jackson Pendo Development Company	Board of Supervisors
Capretz, Nicole	1012	Climate Action Campaign	Board of Supervisors
Carlson, Mack	1194	Chestnut Properties, LLC SGCLMC-WELD Investment Co., L.P.	All Possible County Offices, Board of Supervisors
Casale, Alexander	1293	Audax Management Co., LLC	All Possible County Offices
Cate, Chris	1329	San Diego Regional Chamber of Commerce	All Possible County Offices
Chanes, Jill	1316	Fortress Capital Formation LLC	All Possible County Offices
Chase, Nancy M.	793	Perspecta, Inc.	Board of Supervisors
Chase, Steve	1175	Blue Vista Capital Management, LLC	All Possible County Offices
Chavez, Gilbert R.	1284	Spring Valley Coalition 2024	Board of Supervisors
Chavez, Jennifer	989	Integral Partners, LLC KB Home NexEra Energy, LLC T2 Borrego LLC, bda Rams Hill	All Possible County Offices, Assessor/Recorder/County Clerk, Board of Supervisors, Board Representatives of the Board of Supervisors, Planning Commission
Ching, George	1226	Pacific Southwest Assn of REALTORS	All Possible County Offices, Board of Supervisors
Cobbs, Efaon	1279	ACLU of San Diego & Imperial Counties	All Possible County Offices, Chief Administrative Officer

Name of Registrant	Reg. #	Firms Represented by Lobbyist	County Official that the Lobbyists May Try to Influence
Contreras, Andrea M.	985	Sunroad Enterprises Sunroad Otay Partners, L.P.	Board of Supervisors, Director of Planning and Development Services, Planning Commission
Contreras, Corinna	1332	Climate Action Campaign	All Possible County Offices, Board of Supervisors
Cordova, Jessica	981	Center on Policy Initiatives	Assistant Chief Administrative Officer, Board of Supervisors, Board Representatives of the Board of Supervisors, Chief Administrative Officer, Director of Purchasing and Contracting
Crider, Scott	1221	San Diego Gas & Electric	Board of Supervisors
Cristiani, Carlos	1326	San Diego ART Matters	Board of Supervisors
Cuestas, Elizabeth R	1257	Casa Familiar	All Possible County Offices, Board of Supervisors
Custar, Kristin	925	The Jordan Company, L.P.	All Possible County Offices
Dadian, John M.	617	Dadian & Associates	Board of Supervisors
Dang, Anthony	1333	Climate Action Campaign	All Possible County Offices, Board of Supervisors
Danziger, Derek	1267	Allied Universal	All Possible County Offices, Board of Supervisors
Disenhouse, Masada	1155	SanDiego350	Board of Supervisors
Drasser, Matthew	1292	Sun Life Capital Management (U.S) LLC	All Possible County Offices
Dressel, Alison	1331	Climate Action Campaign	All Possible County Offices, Board of Supervisors
Enriquez, Manuel	1213	Mid-City CAN (Community Advocacy Network)	All Possible County Offices, Board of Supervisors
Escobar, Marcela	1312	Atlantis Group	Board of Supervisors
Falcon, Clarissa Reyes	918	AT&T BioMed Realty Carlsbad Jet Center Prologis Unqork Zoura Family Trust	All Possible County Offices
Farouq, Sarah	1189	Center on Policy Initiatives	Assistant Chief Administrative Officer, Board of Supervisors, Director of Purchasing and Contracting

Name of Registrant	Reg. #	Firms Represented by Lobbyist	County Official that the Lobbyists May Try to Influence
Fierro, Daniel	1287	Science Applications International Corporation	All Possible County Offices
Fiscella, John	1239	Oak Hill Advisors, L.P.	All Possible County Offices
Fitch, Natalie	1323	Morgan Stanley & Co. LLC	All Possible County Offices
Fogam, Dimia	1206	CVC Capital Partners SICAV FIS S.A.	All Possible County Offices
Forrest, Jeffrey W.	823	Capstone Advisors EGP Jewel Valley, LLC Enel Green Power - North America Enel Green Power Integral Partners, LLC KB Home NexEra Energy, LLC Pacific Hospitality Group Inc. Program Resources, Inc. Rancho Cielo Estates, Ltd. T2 Borrego LLC, bda Rams Hill	All Possible County Offices, Assessor/Recorder/County Clerk, Board of Supervisors, Board Representatives of the Board of Supervisors, Planning Commission
Freeman, Noel	1161	Morgan Stanley Investment Management Inc.	Treasurer/Tax Collector
Froeb, Charles	904	TPG Capital BD, LLC	All Possible County Offices
Gabaldon, Joseph	1055	San Diego Gas & Electric Sempra Energy	All Possible County Offices, Board of Supervisors, Planning Commission
Gabrielson, Timothy W.	742	Lennar Communities aka Estates Seven, LLC	All Possible County Offices, Board of Supervisors, Planning Commission
Gacek, Erika	1152	Microsoft Corporation	All Possible County Offices
Galuppo, Louis A.	806	Galuppo and Blake, A California Professional Law Corporation	All Possible County Offices, Board of Supervisors
Gardner, Jared	1307	Valor Management LLC and its Subsidiaries	All Possible County Offices
Garner, Keith	1029	Rancho Guejito Corporation	Assessor/Recorder/County Clerk, Board of Supervisors, Board Representatives of the Board of Supervisors, Director of Planning and Development Services, Planning Commission

Name of Registrant	Reg. #	Firms Represented by Lobbyist	County Official that the Lobbyists May Try to Influence
Garratt, Gregory C. M.	708	Bates Nut Farm c/o Sherrie Ness Campbell, Dustin & Dick Christiansen Family Trust c/o G. Monetta Cocopah Nurseries E Grove Partners c/o Gary Monetta H.G. Fenton Company Island Architects c/o Tony Crisafi JH Partners c/o Dick Bottomley Kennedy Dev. Of California, c/o M. Galey Michael Jonna MSK Development, c/o Joe Gallagher Newland Communities/Newland Real Estate Group SAA Consultants, c/o Salar Dehbozorgi Saatjian, Ray Sandera, Rene Sugarbush, LLC c/o Bob Booker T. M. Cobb Co., c/o Ray Cobb Tecate Water District, c/o Louis Schooler Vandewater, George Weston-Valley Center LLC Wiener, Malcolm & Carolyn WWI Properties, c/o Douglas J. Frye, Esq.	All Possible County Offices, Board of Supervisors, Board Representatives of the Board of Supervisors, Chief Administrative Officer, Planning Commission
Garuba, Joseph	1165	IBM Global Business Services Vectis Strategies	Board of Supervisors
Gbeh, Hannah	1281	Resolution Environmental	Board of Supervisors, Director of Planning and Development Services, Planning Commission
Goldstein, David	1277	Viking Global Investors LP	All Possible County Offices
Gomez, Georgette	1258	Casa Familiar	All Possible County Offices, Board of Supervisors
Greene, Kyra	980	Center on Policy Initiatives	Assistant Chief Administrative Officer, Board of Supervisors, Board Representatives of the Board of Supervisors, Director of Purchasing and Contracting, District Attorney
Guan, Jacqueline	1110	Center on Policy Initiatives	Assistant Chief Administrative Officer, Board Representatives of the Board of Supervisors, Chief Administrative Officer, Director of Purchasing and Contracting

Name of Registrant	Reg. #	Firms Represented by Lobbyist	County Official that the Lobbyists May Try to Influence
Guillen, Chris	1096	BayWa r.e. Solar Project, LLC Rugged Solar LLC	Board of Supervisors
Haase, Stephen M.	855	Baldwin & Sons Moller Otay Lakes Investments, LLC	Board of Supervisors
Haddad, Benjamin A.	856	Axon Blackstone Blue Shield Promise Clear Channel Outdoor, LLC Collins Development CO./ Talone Lake Downtown San Diego Partnershp Hines Horizon Hill El Monte GP, LLC Jamul Indian Village Mark43, Inc Peraton Corporation Performance Protocol Promises2Kids S.V.D.P. Management Inc., dba Father Joe's Villages San Diego County Lodging Association San Diego Regional Airport Authority San Diego Senior Community Foundation Solar Turbines Inc. T2 Borrego LLC, bda Rams Hill Terra-Gen, LLC Veterans Village of San Diego	All Possible County Offices
Hamilton, Julie M.	860	Mesa Rock Road LLC	Board of Supervisors
Hansen, Elizabeth	1097	Pardee Homes (San Diego)	Assistant Chief Administrative Officer, Board of Supervisors, Board Representatives of the Board of Supervisors, Chief Administrative Officer, Director of Planning and Development Services
Harper, Chloe Louise	1269	Chorus Capital Management Limited	All Possible County Offices
Harris, Chad A.	667	Lamco Housing, Inc. dba Western Pac Housing	All Possible County Offices, Assistant Chief Administrative Officer, Board of Supervisors, Board Representatives of the Board of Supervisors, Chief Administrative Officer, Director of Planning and Development Services

Name of Registrant	Reg. #	Firms Represented by Lobbyist	County Official that the Lobbyists May Try to Influence
Harris, Sondra M.	668	Lamco Housing, Inc. dba Western Pac Housing	All Possible County Offices, Assistant Chief Administrative Officer, Board of Supervisors, Board Representatives of the Board of Supervisors, Chief Administrative Officer, Director of Planning and Development Services
Haslip, Joseph	1308	Valor Management LLC and its Subsidiaries	All Possible County Offices
Hepfer, Eric	1116	Hines SD Riverwalk LLC	All Possible County Offices
Hernandez, Cesar	1318	ACLU of San Diego & Imperial Counties	Board of Supervisors, Chief Administrative Officer
Hernandez, Pedro	1222	Common Cause	All Possible County Offices, Board of Supervisors
Hernandez-Garcia, Belen	1133	Mid-City CAN (Community Advocacy Network)	All Possible County Offices, Board of Supervisors, District Attorney, Sheriff
Herron, Mason	1090	San Diego County District Attorneys Association San Diego County Probation Officers Association San Diego Deputy District Attorney's Association	Board of Supervisors
Higgins, Karl	698	Warner Springs Estates, LLC	Board of Supervisors, Director of Planning and Development Services
Hill, Christie	1036	ACLU of San Diego & Imperial Counties	Board of Supervisors, Chief Administrative Officer, District Attorney, Sheriff
Hodges, Whitney A.	1093	Integral Partners, LLC KB Home Pacific Hospitality Group Inc. Rancho Cielo Estates, Ltd. T2 Borrego LLC, bda Rams Hill	All Possible County Offices, Assessment Appeals Board, Board of Supervisors, Board Representatives of the Board of Supervisors, Planning Commission
Hom, Dan	919	CGI Inc.	All Possible County Offices, Board of Supervisors
Hong, Haney	1069	San Diego County Taxpayers Association	Board of Supervisors
Hunter, Ranie L.	832	JPB Development, LLC Otay Lakes, LP Otay Ranch New Homes, LLC	Board of Supervisors, Planning Commission

Name of Registrant	Reg. #	Firms Represented by Lobbyist	County Official that the Lobbyists May Try to Influence
Jacob, Bradley	1098	Sun Life Capital Management (U.S) LLC	All Possible County Offices
Jones, Darcy	614	DJ Designs Inc., DBA Jones Engineering Gonya Enterprises, DBA REI Gonya Consulting Inc. Progress Construction Co. REI-NC, LLC Reynolds Communities	All Possible County Offices, Board of Supervisors, Chief Administrative Officer, Director of Planning and Development Services, Planning Commission
Jones, Donna	711	Allied Waste Management Republic Services (Pheonix, AZ) Republic Services (San Diego, CA) San Diego Landfill Systems, Inc.	Assessor/Recorder/County Clerk, Board of Supervisors, Board Representatives of the Board of Supervisors, Director of Planning and Development Services, Planning Commission
Karahamuheto, Jeffrey	1251	ACLU of San Diego & Imperial Counties	Board of Supervisors, Chief Administrative Officer, District Attorney, Sheriff
Kattoula, Vince	1121		All Possible County Offices
Keady, Charles	1310	Morgan Stanley & Co. LLC	All Possible County Offices
Kilkenny, Kim J.	676	Otay Ranch Co. (Otay Project LLC; Otay Dev. LLC)	Board of Supervisors
Kilkenny, Maddy	1048	Cottonwood Cajon, LLC	All Possible County Offices
King, Peter	1290	DWS Investment Management Americas, Inc	All Possible County Offices
King, Rebecca	1247	Audax Management Co., LLC	All Possible County Offices
Kirkland, Molly	893	San Diego County Apartment Association	Assessor/Recorder/County Clerk, Board of Supervisors, Treasurer/Tax Collector
Kwiatkowski, Adrian	1141		All Possible County Offices
Landrum, Lee	1262	Comvest Advisors, LLC	All Possible County Offices
Lawson, James	1112	Associated Builders & Contractors of San Diego County Cottonwood Cajon, LLC Deloitte	Board of Supervisors
Ledford, Richard S.	774	Brixton Polo Plaza, LLC Goldrich & Kest Hines Quality Control Manufacturing Inc. St. Paul's Senior Services	All Possible County Offices, Board of Supervisors

Name of Registrant	Reg. #	Firms Represented by Lobbyist	County Official that the Lobbyists May Try to Influence
Ledford, Thomas S.	1114	Goldrich & Kest Hines Quality Control Manufacturing Inc. St. Paul's Senior Services	All Possible County Offices, Board of Supervisors
Lee, Alexandra	1306	Henderson Park Capital and Affiliated Entities	All Possible County Offices
Lee, April	1243	OMI Management USLP	All Possible County Offices
LeeFatt, Kimberly	1095	BayWa r.e. Solar Project, LLC	Board of Supervisors
Lindley, Stephen	1295	Brady United	Board of Supervisors
Lutar, Ildiko (Lani)	798	Bevolve California Schools VEBA Molina Healthcare of California Rancho Guejito Corporation RCS-Harmony Partners, LLC	All Possible County Offices, Board of Supervisors
Luternauer, Jessica	1190	Southern California Edison	All Possible County Offices, Board of Supervisors
Madaffer, Jim	908	AES Clean Energy Development Chestnut Properties, LLC Deckard Technologies, Inc. San Diego County Disposal Association	All Possible County Offices, Board of Supervisors, Chief Administrative Officer, Director of Planning and Development Services
Madaffer, Robin M.	894	Chinese Bible Church c/o Ron Harper Harper Communities Rath Miller Silvergate Development	All Possible County Offices
Mahzari, Farah	1242	AES Clean Energy Development	All Possible County Offices
Majewski, Thomas	1027	Eagle Point Credit Management LLC	All Possible County Offices, Board of Supervisors, Chief Administrative Officer
Marchesin, Gilles	1173	Chorus Capital Management Limited	All Possible County Offices
Marston, Jeff	662	Douglas Barnhart, Inc. San Diego Grand Prix Association, LLC U.S. Generating Co.	Board of Supervisors, Sheriff

Name of Registrant	Reg. #	Firms Represented by Lobbyist	County Official that the Lobbyists May Try to Influence
McDade, Kristen A.	703	California Transportation Ventures Eastlake Development Co. Genstar, Land, KS Kelwood McMillan Companies Mercy Air Pardee Construction Co. Steele Canyon Golf Club The Otay Ranch Company U.S. Olympic Committee UCSD	Board of Supervisors
McGrady, Kyle	1026	Eagle Point Credit Management LLC	All Possible County Offices, Board of Supervisors, Chief Administrative Officer
McHenry, Katherine	709	Whispering Palms Community Council	Board of Supervisors
McPartland, Stephen J.	722	K. Hovnanian (Jerome Jacobi) Newland Communities/Newland Real Estate Group Rancho Viejo, LLC Sunroad Enterprises	All Possible County Offices, Board of Supervisors, Director of Planning and Development Services, Planning Commission
Mendoza, Myriam	1301	San Diego Regional Chamber of Commerce	All Possible County Offices
Mercurio, Michael T.	801	The Greater San Diego Association of REALTORS	Assessment Appeals Board, Assessor/Recorder/County Clerk, Board of Supervisors, Planning Commission, Treasurer/Tax Collector
Miller, Brooke	1203	Program Resources, Inc. T2 Borrego LLC, bda Rams Hill	All Possible County Offices, Assessor/Recorder/County Clerk, Board of Supervisors, Board Representatives of the Board of Supervisors, Planning Commission
Miller, Kimberly	1084	Ivanhoe Ranch Verizon	Assessor/Recorder/County Clerk, Board of Supervisors, Sheriff
Molloy, Scott	1180	Building Industry Association of San Diego J. Whalen Associates San Ysidro Health Warner Springs Ranch Resort, LLC	Board of Supervisors

Name of Registrant	Reg. #	Firms Represented by Lobbyist	County Official that the Lobbyists May Try to Influence
Monger, Jack	644	Alliance Healthcare Foundation Industrial Environmental Association Jones Lang LaSalle KAPOS & Associates The Monger Company	Assistant Chief Administrative Officer, Board of Supervisors, Board Representatives of the Board of Supervisors, Chief Administrative Officer
Moore, Christine	1244	AT&T	All Possible County Offices, Board of Supervisors
Morgan-Reed, Cynthia	1193	Jaxx Cannabis OutCo, Inc Ramona Cannabis Company Releaf Meds	All Possible County Offices, Assessor/Recorder/County Clerk, Board Representatives of the Board of Supervisors, Planning Commission
Morrison Scott A.	738	Nature Conservancy	All Possible County Offices, Board of Supervisors, Director of Planning and Development Services
Moser, Dennis	1046	GDCI Proctor Valley, L.P. c/o Jackson Pendo Development Company	Board of Supervisors
Mracek, Edward J. G.	1071	Edward J. G. Mracek	Board of Supervisors
Murray, Justine	1302	San Diego Regional Chamber of Commerce	All Possible County Offices
Nguyen, Khoa	876	Authorized City Towing Granite Construction Iberdrola Renewables Maranatha Chapel Newland Communities/Newland Real Estate Group Poseidon Resources	All Possible County Offices, Board of Supervisors, Planning Commission
Nguyen, Quynh	972	Center on Policy Initiatives	Assistant Chief Administrative Officer, Board of Supervisors, Board Representatives of the Board of Supervisors, Chief Administrative Officer, Director of Purchasing and Contracting
Nunn, Laura	1060	San Diego Housing Federation	Board of Supervisors
Oettinger, Stephen R.	660	Earth Technologies Inc.	Board of Supervisors
Ogul, Jeremy	1154	AES Clean Energy Development Chestnut Properties, LLC Deckard Technologies, Inc. San Diego County Disposal Association	All Possible County Offices

Name of Registrant	Reg. #	Firms Represented by Lobbyist	County Official that the Lobbyists May Try to Influence
Packard, Scott	970	Employee Loan Solutions Packard Government Affairs	Board of Supervisors
Park, Sonya	1083	State Street Global Advisors Trust Company	All Possible County Offices
Parker, Joseph M.	967	Crown Castle USA Inc. Attn. Scott Harry	Board of Supervisors
Pelka, Serena	1334	Climate Action Campaign	All Possible County Offices, Board of Supervisors
Pentico, Alan	771	San Diego County Apartment Association	Assessor/Recorder/County Clerk, Board of Supervisors, Treasurer/Tax Collector
Peraza, Humberto	1091	San Diego County District Attorneys Association San Diego County Probation Officers Association Southwest Regional Council of Carpenters	All Possible County Offices, Board of Supervisors, Chief Administrative Officer
Perkins, Douglas	805	Public Financial Management	Board of Supervisors, Treasurer/Tax Collector
Peterson, Haley	1064	Cottonwood Cajon, LLC	All Possible County Offices
Peterson, Matthew A.	590	5415 Market St. LLC Darwin Deason Helga & Brian Fritz Scott Parry Walter Cruttenden Willard Romney	Board of Supervisors, Director of Planning and Development Services
Peterson, Norma Chavez	931	ACLU of San Diego & Imperial Counties	Board of Supervisors, District Attorney, Sheriff
Ponder, John E.	824	Integral Partners, LLC Pacific Hospitality Group Inc. Rancho Cielo Estates, Ltd.	All Possible County Offices, Assessor/Recorder/County Clerk, Board of Supervisors, Board Representatives of the Board of Supervisors, Planning Commission
Prater, Brian	1252	Mesirow Financial, Inc.	All Possible County Offices, Director of Planning and Development Services
Price, Denise	1039	Auto Return Corporate Office Edera L3C Golden Door Properties, LLC Kaiser Permanente Maximus Microsoft Corporation Republic Services (Santee, CA)	All Possible County Offices, Assessor/Recorder/County Clerk, Board of Supervisors, District Attorney, Sheriff, Treasurer/Tax Collector

Name of Registrant	Reg. #	Firms Represented by Lobbyist	County Official that the Lobbyists May Try to Influence
Rath, Phil	868	Apothekare Golden State Greens Hikei March and Ash Newland Communities/Newland Real Estate Group Superior Ready Mix Concrete The Healing Center Torrey Holistics UMMC, Inc. Urbn Leaf	All Possible County Offices, Board of Supervisors
Riley, Heather S.	1162	CR Questhaven Associates, LLC	Board of Supervisors, Director of Planning and Development Services
Root, Paul	1208	BlackRock Institutional Trust Company, N.A.	All Possible County Offices
Rosenbaum, S. Wayne	921	Soitec-Solar Development, LLC Stoel Rives, LLP	Board of Supervisors, Board Representatives of the Board of Supervisors, Director of Planning and Development Services, Planning Commission
Rupp III, Henry P.	788	Bolivar Shipping Co. Jaminco Management The Rodney Company	All Possible County Offices, Board of Supervisors, Chief Administrative Officer, Planning Commission
Russel, Stephen	1061	San Diego Housing Federation	Board of Supervisors
Saathoff, Stephanie	696	211 San Diego Auto Return Corporate Office Edera L3C Golden Door Properties, LLC Kaiser Permanente Maximus Microsoft Corporation Republic Services (Santee, CA)	All Possible County Offices, Assessor/Recorder/County Clerk, Board of Supervisors, District Attorney, Sheriff, Treasurer/Tax Collector
Sahid, Ramla	1159	Partnership for the Advancement of New Americans	All Possible County Offices, Board of Supervisors
Sahni, Anjleena	1283	ACLU of San Diego & Imperial Counties	Board of Supervisors, Chief Administrative Officer
Shaw, Ted	1054	Baldwin & Sons Moller Otay Lakes Investments, LLC	Assistant Chief Administrative Officer, Board of Supervisors, Chief Administrative Officer, Director of Planning and Development Services
Shearer, Pete	1117	Hines SD Riverwalk LLC	All Possible County Offices

Name of Registrant	Reg. #	Firms Represented by Lobbyist	County Official that the Lobbyists May Try to Influence
Silverstein, Mitch	1217	The Surfrider Foundation	Board of Supervisors
Skiko, Chuck	1207	International Business Machines Corporation	All Possible County Offices, Assessment Appeals Board, Assessor/Recorder/County Clerk, Assistant Assessor/Recorder/County Clerk, Assistant Chief Administrative Officer, Assistant Director Planning and Development Services, Assistant Director Purchasing and Contracting, Assistant District Attorney, Board of Supervisors, Chief Administrative Officer, Chief Deputy, Assessor/Recorder/County Clerk, Chief Deputy, Treasurer/Tax Collector, Civil Service Commission, Director of General Services, Director of Planning and Development Services, Director of Purchasing and Contracting, District Attorney, Planning Commission, San Diego County Capital Asset Leasing Corporation (SANCAL) Board of Directors, Sheriff, Treasurer/Tax Collector, Undersheriff
Smith, Peter B.	996	San Diego Country Estates Association	All Possible County Offices, Assessor/Recorder/County Clerk, Board of Supervisors, District Attorney, Sheriff, Treasurer/Tax Collector
Smith, Rob	1113	Center for Employment Opportunities	All Possible County Offices, Board of Supervisors, District Attorney, Sheriff
Smith, Stephanie	1140	Imperial Western Products	All Possible County Offices
Squire, Robert	1010	CVC Capital Partners SICAV FIS S.A.	All Possible County Offices
Steiner, Dustin	1212	Associated General Contractors	Board of Supervisors
Straub, Randy	963	Brian Smith Randy Straub	Board of Supervisors
Strawn, Evan	1303	San Diego Regional Chamber of Commerce	All Possible County Offices
Syz, Brittany	1235	San Diego Gas & Electric	Board of Supervisors

Name of Registrant	Reg. #	Firms Represented by Lobbyist	County Official that the Lobbyists May Try to Influence
Tate, Nathaniel	1188	Center on Policy Initiatives	Assistant Chief Administrative Officer, Board of Supervisors, Director of Purchasing and Contracting
Taylor, Tim	1148	NaphCare	Board of Supervisors, Sheriff
Tetlow, Julianna	1065	San Diego Humane Society	All Possible County Offices
Thompson, Thomas Taylor	1168	North San Diego County Realtors	Board of Supervisors
Toney, Jeff	1340	Infrastructure Documentation Solutions	Board of Supervisors
Tredinnick, Eirian	1291	Chorus Capital Management Limited	All Possible County Offices
Turner, Jarl	790	Centex Homes La Mesa Spring Valley School District	All Possible County Offices, Board of Supervisors, Board Representatives of the Board of Supervisors, Director of Planning and Development Services, Planning Commission
Van Leer, Ann	858	The Escondido Creek Conservancy	All Possible County Offices, Board of Supervisors, Chief Administrative Officer, Director of General Services, Director of Planning and Development Services
Velasquez, Alberto	1288	Cox Communications	All Possible County Offices
Villasenor-Martinez, Jimena	1304	San Diego Regional Chamber of Commerce	All Possible County Offices
Vircks, Chelsea Walczak	1282	American Heart Association	Board of Supervisors
Wahl, A. Christopher	866	Jackson Pendo Development Company McDonald's USA, LLC Pacifica Enterprises, Inc. Republic Services (Pheonix, AZ) Southern California Edison Veolia North America	All Possible County Offices, Assistant Chief Administrative Officer, Board of Supervisors, Board Representatives of the Board of Supervisors, Chief Administrative Officer, Director of Planning and Development Services
Wainio, John	867	American Medical Response Apex Power Group CBCSD Development Deputy Sheriff's Association Harper Communities	Board of Supervisors, Board Representatives of the Board of Supervisors, Director of Planning and Development Services, Sheriff
Wallace, Mary	1324	DWS Investment Management Americas, Inc	All Possible County Offices

Name of Registrant	Reg. #	Firms Represented by Lobbyist	County Official that the Lobbyists May Try to Influence
Walling, Aaron	1181	Center for Employment Opportunities	All Possible County Offices, Board Representatives of the Board of Supervisors, District Attorney, Sheriff
Warren, Matthew	1314	Veolia North America	Board of Supervisors, Chief Administrative Officer
Waterman, Ryan	1094	BayWa r.e. Solar Project, LLC Chestnut Properties, LLC Rugged Solar LLC SGCLMC-WELD Investment Co., L.P.	All Possible County Offices, Board of Supervisors
Watts Thomas Jr, Frederic	1240	Oak Hill Advisors, L.P.	All Possible County Offices
Weinlein, Cassandra	1201	Cox Communications	Board of Supervisors
Weiss, Stephen	1204	Sun Life Institutional Investments (U.S.) LLC	Chief Deputy, Treasurer/Tax Collector
Weiss, Zach	1263	Clear Vision Capital Fund SICAV-FIS S.A. CVC Capital Partners SICAV FIS S.A. CVC Management II Holdings Limited	All Possible County Offices
Whalen, James E.	736	Baldwin & Sons Clean Focus, Inc. Haagaen Company Jabro Law Group, APC Jackson Pendo Development Company Jim Mumford & Rodger Quist Richard Sager/Fallbrook Development Company Rough Acres Foundation (Formerly Hamann Companies) The Gildred Companies Warner Springs Ranch Resort LLC/Pacific Hospitality Group, Inc.	All Possible County Offices, Board of Supervisors, Chief Administrative Officer, Director of Planning and Development Services, Planning Commission
Woods, Melanie	1214	CA Apartment Association	Board of Supervisors
Young, Blythe	1325	American Heart Association	Board of Supervisors
Young, Renee	784	Bearing Point	Treasurer/Tax Collector
Yusufi, Homayra	1158	Partnership for the Advancement of New Americans	All Possible County Offices, Board of Supervisors
Zamarripa, Kenia	1305	San Diego Regional Chamber of Commerce	All Possible County Offices

County of San Diego - Registered Lobbyists
Sorted by Firms Represented

Attachment C

Firm Represented by Lobbyist	Registered Lobbyist	Reg. #	County Official that the Lobbyists May Try to Influence
211 San Diego			
	Saathoff, Stephanie	696	
5415 Market St. LLC			
	Peterson, Matthew A.	590	
ACLU of San Diego & Imperial Counties			
	Cobbs, Efaon	1279	
	Hernandez, Cesar	1318	
	Hill, Christie	1036	
	Karahamuheto, Jeffrey	1251	
	Peterson, Norma Chavez	931	
	Sahni, Anjleena	1283	
AES Clean Energy Development			
	Alderman, Kyle	1241	
	Madaffer, Jim	908	
	Mahzari, Farah	1242	
	Ogul, Jeremy	1154	
Alliance Healthcare Foundation			
	Monger, Jack	644	
Allied Universal			
	Danziger, Derek	1267	
Allied Waste Management			
	Jones, Donna	711	
AMEC Foster Wheeler			
	Benedetto, Craig S.	507	
American Heart Association			
	Vircks, Chelsea Walczak	1282	
	Young, Blythe	1325	
American Medical Response			
	Anderson, Marshall	1183	
	Benedetto, Craig S.	507	
	Wainio, John	867	
American Shooting Center			
	Anderson, Michel	737	
Apex Power Group			
	Wainio, John	867	

Firm Represented by Lobbyist	Registered Lobbyist	Reg. #	County Official that the Lobbyists May Try to Influence
Apothekare			
	Rath, Phil	868	
Assoc. Licensed Cannnabis Operators			
	Austin, Gina	1176	
Associated Builders & Contractors of San Diego County			
	Lawson, James	1112	
Associated General Contractors			
	Steiner, Dustin	1212	
AT&T			
	Avina, Victor H.	1142	
	Falcon, Clarissa Reyes	918	
	Moore, Christine	1244	
Atlantis Group			
	Escobar, Marcela	1312	
Audax Management Co., LLC			
	Casale, Alexander	1293	
	King, Rebecca	1247	
Authorized City Towing			
	Nguyen, Khoa	876	
Auto Return Corporate Office			
	Price, Denise	1039	
	Saathoff, Stephanie	696	
Axon			
	Anderson, Marshall	1183	
	Benedetto, Craig S.	507	
	Haddad, Benjamin A.	856	
Baldwin & Sons			
	Haase, Stephen M.	855	
	Shaw, Ted	1054	
	Whalen, James E.	736	
Bates Nut Farm c/o Sherrie Ness			
	Garratt, Gregory C. M.	708	
BayWa r.e. Solar Project, LLC			
	Brown, Christopher M.	782	
	Guillen, Chris	1096	
	LeeFatt, Kimberly	1095	
	Waterman, Ryan	1094	
Bearing Point			

Firm Represented by Lobbyist	Registered Lobbyist	Reg. #	County Official that the Lobbyists May Try to Influence
	Young, Renee	784	
Bevolve			
	Lutar, Ildiko (Lani)	798	
BioMed Realty			
	Falcon, Clarissa Reyes	918	
BlackRock Institutional Trust Company, N.A.			
	Root, Paul	1208	
Blackstone			
	Anderson, Marshall	1183	
	Benedetto, Craig S.	507	
	Haddad, Benjamin A.	856	
Blue Shield Promise			
	Anderson, Marshall	1183	
	Benedetto, Craig S.	507	
	Haddad, Benjamin A.	856	
Blue Vista Capital Management, LLC			
	Chase, Steve	1175	
Bolivar Shipping Co.			
	Rupp III, Henry P.	788	
BOMA San Diego			
	Anderson, Marshall	1183	
	Benedetto, Craig S.	507	
Brady United			
	Lindley, Stephen	1295	
Brian Smith			
	Straub, Randy	963	
Brixton Polo Plaza, LLC			
	Ledford, Richard S.	774	
Building Industry Association of San Diego			
	Molloy, Scott	1180	
CA Apartment Association			
	Woods, Melanie	1214	
California Schools VEBA			
	Lutar, Ildiko (Lani)	798	
California Transportation Ventures			
	McDade, Kristen A.	703	
Campbell, Dustin & Dick			
	Garratt, Gregory C. M.	708	

Firm Represented by Lobbyist	Registered Lobbyist	Reg. #	County Official that the Lobbyists May Try to Influence
Campus Park LLC			
	Brown, Christopher M.	782	
Capstone Advisors			
	Forrest, Jeffrey W.	823	
Carlsbad Jet Center			
	Avina, Victor H.	1142	
	Falcon, Clarissa Reyes	918	
Casa Familiar			
	Cuestas, Elizabeth R	1257	
	Gomez, Georgette	1258	
CBCSD Development			
	Wainio, John	867	
Center for Employment Opportunities			
	Smith, Rob	1113	
	Walling, Aaron	1181	
Center on Policy Initiatives			
	Cordova, Jessica	981	
	Farouq, Sarah	1189	
	Greene, Kyra	980	
	Guan, Jacqueline	1110	
	Nguyen, Quynh	972	
	Tate, Nathaniel	1188	
Centex Homes			
	Turner, Jarl	790	
CGI Inc.			
	Hom, Dan	919	
Chestnut Properties, LLC			
	Carlson, Mack	1194	
	Madaffer, Jim	908	
	Ogul, Jeremy	1154	
	Waterman, Ryan	1094	
Chinese Bible Church c/o Ron Harper			
	Madaffer, Robin M.	894	
Chorus Capital Management Limited			
	Barrett, Adam	1336	
	Harper, Chloe Louise	1269	
	Marchesin, Gilles	1173	
	Tredinnick, Eirian	1291	

Firm Represented by Lobbyist	Registered Lobbyist	Reg. #	County Official that the Lobbyists May Try to Influence
Christiansen Family Trust c/o G. Monetta			
	Garratt, Gregory C. M.	708	
Clean Focus, Inc.			
	Whalen, James E.	736	
Clean TECH San Diego			
	Anderson, Jason	950	
Clear Channel Outdoor, LLC			
	Anderson, Marshall	1183	
	Benedetto, Craig S.	507	
	Haddad, Benjamin A.	856	
Clear Vision Capital Fund SICAV-FIS S.A.			
	Weiss, Zach	1263	
Climate Action Campaign			
	Capretz, Nicole	1012	
	Contreras, Corinna	1332	
	Dang, Anthony	1333	
	Dressel, Alison	1331	
	Pelka, Serena	1334	
Coastal Environmental Rights Foundation			
	Beaudin, Livia B.	1249	
Cocopah Nurseries			
	Garratt, Gregory C. M.	708	
Collins Development CO./ Talone Lake			
	Haddad, Benjamin A.	856	
Common Cause			
	Hernandez, Pedro	1222	
Comvest Advisors, LLC			
	Landrum, Lee	1262	
Cottonwood Cajon, LLC			
	Kilkenny, Maddy	1048	
	Lawson, James	1112	
	Peterson, Haley	1064	
Cox Communications			
	Velasquez, Alberto	1288	
	Weinlein, Cassandra	1201	
CR Questhaven Associates, LLC			
	Riley, Heather S.	1162	
Cresleigh Homes			

Firm Represented by Lobbyist	Registered Lobbyist	Reg. #	County Official that the Lobbyists May Try to Influence
	Benedetto, Craig S.	507	
Crown Castle USA Inc. Attn. Scott Harry			
	Parker, Joseph M.	967	
CVC Capital Partners SICAV FIS S.A.			
	Fogam, Dimia	1206	
	Squire, Robert	1010	
	Weiss, Zach	1263	
CVC Management II Holdings Limited			
	Weiss, Zach	1263	
Dadian & Associates			
	Dadian, John M.	617	
Darwin Deason			
	Peterson, Matthew A.	590	
Deckard Technologies, Inc.			
	Madaffer, Jim	908	
	Ogul, Jeremy	1154	
Deloitte			
	Lawson, James	1112	
Demler Egg Ranch			
	Brown, Christopher M.	782	
Deputy Sheriff's Association			
	Wainio, John	867	
DJ Designs Inc., DBA Jones Engineering			
	Jones, Darcy	614	
Douglas Barnhart, Inc.			
	Marston, Jeff	662	
Downtown San Diego Partnershp			
	Anderson, Marshall	1183	
	Benedetto, Craig S.	507	
	Haddad, Benjamin A.	856	
DWS Investment Management Americas, Inc			
	Busiel, Justin	1341	
	King, Peter	1290	
	Wallace, Mary	1324	
E Grove Partners c/o Gary Monetta			
	Garratt, Gregory C. M.	708	
Eagle Point Credit Management LLC			
	Majewski, Thomas	1027	

Firm Represented by Lobbyist	Registered Lobbyist	Reg. #	County Official that the Lobbyists May Try to Influence
	McGrady, Kyle	1026	
Earth Technologies Inc.			
	Oettinger, Stephen R.	660	
Eastlake Development Co.			
	McDade, Kristen A.	703	
Edera L3C			
	Price, Denise	1039	
	Saathoff, Stephanie	696	
Edward J. G. Mracek			
	Mracek, Edward J. G.	1071	
EGP Jewel Valley, LLC Enel Green Power - North America			
	Forrest, Jeffrey W.	823	
Employee Loan Solutions			
	Packard, Scott	970	
Enel Green Power			
	Forrest, Jeffrey W.	823	
Enterprise Holdings Inc. (Orange, CA)			
	Anderson, Marshall	1183	
	Benedetto, Craig S.	507	
Fallbrook Public Utilities District			
	Brown, Christopher M.	782	
Fortress Capital Formation LLC			
	Chanes, Jill	1316	
Galuppo and Blake, A California Professional Law Corporation			
	Galuppo, Louis A.	806	
Gauge Station			
	Alexander, John Scott	900	
GDCI Proctor Valley, L.P. c/o Jackson Pendo Development Company			
	Cameron, Robert	1044	
	Moser, Dennis	1046	
Genstar, Land, KS Kelwood			
	McDade, Kristen A.	703	
Golden Door Properties, LLC			
	Price, Denise	1039	
	Saathoff, Stephanie	696	
Golden State Greens			
	Rath, Phil	868	
Goldrich & Kest			

Firm Represented by Lobbyist	Registered Lobbyist	Reg. #	County Official that the Lobbyists May Try to Influence
	Ledford, Richard S.	774	
	Ledford, Thomas S.	1114	
Gonya Enterprises, DBA REI Gonya Consulting Inc.			
	Jones, Darcy	614	
Granite Construction			
	Nguyen, Khoa	876	
H.G. Fenton Company			
	Garratt, Gregory C. M.	708	
Haagaen Company			
	Whalen, James E.	736	
Harper Communities			
	Madaffer, Robin M.	894	
	Wainio, John	867	
Helga & Brian Fritz			
	Peterson, Matthew A.	590	
Henderson Park Capital and Affiliated Entities			
	Lee, Alexandra	1306	
Hikei			
	Rath, Phil	868	
Hines			
	Benedetto, Craig S.	507	
	Haddad, Benjamin A.	856	
	Hepfer, Eric	1116	
	Ledford, Richard S.	774	
	Ledford, Thomas S.	1114	
	Shearer, Pete	1117	
Horizon Hill El Monte GP, LLC			
	Anderson, Marshall	1183	
	Benedetto, Craig S.	507	
	Haddad, Benjamin A.	856	
Iberdrola Renewables			
	Nguyen, Khoa	876	
IBM Global Business Services			
	Garuba, Joseph	1165	
Imperial Western Products			
	Smith, Stephanie	1140	
Industrial Environmental Association			
	Monger, Jack	644	

Firm Represented by Lobbyist	Registered Lobbyist	Reg. #	County Official that the Lobbyists May Try to Influence
Infrastructure Documentation Solutions			
	Toney, Jeff	1340	
Integral Partners, LLC			
	Chavez, Jennifer	989	
	Forrest, Jeffrey W.	823	
	Hodges, Whitney A.	1093	
	Ponder, John E.	824	
International Business Machines Corporation			
	Skiko, Chuck	1207	
Island Architects c/o Tony Crisafi			
	Garratt, Gregory C. M.	708	
Ivanhoe Ranch			
	Miller, Kimberly	1084	
J. Whalen Associates			
	Molloy, Scott	1180	
Jabro Law Group, APC			
	Whalen, James E.	736	
Jackson Pendo Development Company			
	Cameron, Robert	1044	
	Wahl, A. Christopher	866	
	Whalen, James E.	736	
Jacobs Center Neighborhood Innovation			
	Anderson, Michel	737	
Jaminco Management			
	Rupp III, Henry P.	788	
Jamul Indian Village			
	Anderson, Marshall	1183	
	Benedetto, Craig S.	507	
	Haddad, Benjamin A.	856	
Jaxx Cannabis			
	Morgan-Reed, Cynthia	1193	
JH Partners c/o Dick Bottomley			
	Garratt, Gregory C. M.	708	
Jim Mumford & Rodger Quist			
	Whalen, James E.	736	
Jones Lang LaSalle			
	Monger, Jack	644	
JPB Development, LLC			

Firm Represented by Lobbyist	Registered Lobbyist	Reg. #	County Official that the Lobbyists May Try to Influence
	Hunter, Ranie L.	832	
K. Hovnanian (Jerome Jacobi)			
	McPartland, Stephen J.	722	
Kaiser Permanente			
	Price, Denise	1039	
	Saathoff, Stephanie	696	
KAPOS & Associates			
	Monger, Jack	644	
KB Home			
	Chavez, Jennifer	989	
	Forrest, Jeffrey W.	823	
	Hodges, Whitney A.	1093	
KB Home Coastal Inc.			
	Brown, Christopher M.	782	
Kennedy Dev. Of California, c/o M. Galey			
	Garratt, Gregory C. M.	708	
La Mesa Spring Valley School District			
	Turner, Jarl	790	
Lamco Housing, Inc. dba Western Pac Housing			
	Harris, Chad A.	667	
	Harris, Sondra M.	668	
Land Use Equity Group			
	Blackwood, Sapphire	1174	
Lennar Communities aka Estates Seven, LLC			
	Gabrielson, Timothy W.	742	
Maranatha Chapel			
	Nguyen, Khoa	876	
March and Ash			
	Rath, Phil	868	
Mark43, Inc			
	Anderson, Marshall	1183	
	Benedetto, Craig S.	507	
	Haddad, Benjamin A.	856	
Maximus			
	Price, Denise	1039	
	Saathoff, Stephanie	696	
McDonald's USA, LLC			
	Wahl, A. Christopher	866	

Firm Represented by Lobbyist	Registered Lobbyist	Reg. #	County Official that the Lobbyists May Try to Influence
McMillan Companies			
	McDade, Kristen A.	703	
Medea Inc.			
	Amato, Dana	1259	
Mercy Air			
	McDade, Kristen A.	703	
Mesa Rock Road LLC			
	Hamilton, Julie M.	860	
Mesirow Financial, Inc.			
	Prater, Brian	1252	
Michael Jonna			
	Garratt, Gregory C. M.	708	
Microsoft Corporation			
	Baldwin, Christopher	1210	
	Gacek, Erika	1152	
	Price, Denise	1039	
	Saathoff, Stephanie	696	
Mid-City CAN (Community Advocacy Network)			
	Enriquez, Manuel	1213	
	Hernandez-Garcia, Belen	1133	
Molina Healthcare of California			
	Lutar, Ildiko (Lani)	798	
Moller Otay Lakes Investments, LLC			
	Haase, Stephen M.	855	
	Shaw, Ted	1054	
Morgan Stanley & Co. LLC			
	Biltekoff, David	1309	
	Fitch, Natalie	1323	
	Keady, Charles	1310	
Morgan Stanley Investment Management Inc.			
	Freeman, Noel	1161	
MSK Development, c/o Joe Gallagher			
	Garratt, Gregory C. M.	708	
NAIOP, San Diego			
	Anderson, Marshall	1183	
	Benedetto, Craig S.	507	
NaphCare			
	Taylor, Tim	1148	

Firm Represented by Lobbyist	Registered Lobbyist	Reg. #	County Official that the Lobbyists May Try to Influence
Nature Conservancy			
	Morrison Scott A.	738	
Newland Communities/Newland Real Estate Group			
	Garratt, Gregory C. M.	708	
	McPartland, Stephen J.	722	
	Nguyen, Khoa	876	
	Rath, Phil	868	
NexEra Energy, LLC			
	Chavez, Jennifer	989	
	Forrest, Jeffrey W.	823	
North San Diego County Realtors			
	Thompson, Thomas Taylor	1168	
Oak Hill Advisors, L.P.			
	Fiscella, John	1239	
	Watts Thomas Jr, Frederic	1240	
OMI Management USLP			
	Lee, April	1243	
Otay Lakes, LP			
	Hunter, Ranie L.	832	
Otay Ranch Co. (Otay Project LLC; Otay Dev. LLC)			
	Kilkenny, Kim J.	676	
Otay Ranch New Homes, LLC			
	Hunter, Ranie L.	832	
OutCo, Inc			
	Morgan-Reed, Cynthia	1193	
Pacific Hospitality Group Inc.			
	Forrest, Jeffrey W.	823	
	Hodges, Whitney A.	1093	
	Ponder, John E.	824	
Pacific Imperial Railroad			
	Berkman, Jack	1006	
Pacific Southwest Assn of REALTORS			
	Ching, George	1226	
Pacifica Enterprises, Inc.			
	Wahl, A. Christopher	866	
Packard Government Affairs			
	Packard, Scott	970	
Pardee Construction Co.			

Firm Represented by Lobbyist	Registered Lobbyist	Reg. #	County Official that the Lobbyists May Try to Influence
	McDade, Kristen A.	703	
Pardee Homes (San Diego)			
	Hansen, Elizabeth	1097	
Partnership for the Advancement of New Americans			
	Abdi, Rahmo	1273	
	Aden, Lucky	1265	
	Sahid, Ramla	1159	
	Yusufi, Homayra	1158	
Peraton Corporation			
	Haddad, Benjamin A.	856	
Performance Protocol			
	Anderson, Marshall	1183	
	Haddad, Benjamin A.	856	
Perspecta, Inc.			
	Chase, Nancy M.	793	
Port of San Diego			
	Brown, Christopher M.	782	
Poseidon Resources			
	Nguyen, Khoa	876	
Program Resources, Inc.			
	Forrest, Jeffrey W.	823	
	Miller, Brooke	1203	
Progress Construction Co.			
	Jones, Darcy	614	
Prologis			
	Falcon, Clarissa Reyes	918	
Promises2Kids			
	Anderson, Marshall	1183	
	Benedetto, Craig S.	507	
	Haddad, Benjamin A.	856	
Public Financial Management			
	Perkins, Douglas	805	
Pursuits			
	Alexander, John Scott	900	
Quality Control Manufacturing Inc.			
	Ledford, Richard S.	774	
	Ledford, Thomas S.	1114	
Rainbow Municipal Water District			

Firm Represented by Lobbyist	Registered Lobbyist	Reg. #	County Official that the Lobbyists May Try to Influence
	Brown, Christopher M.	782	
Ramona Cannabis Company			
	Morgan-Reed, Cynthia	1193	
Rancho Cielo Estates, Ltd.			
	Forrest, Jeffrey W.	823	
	Hodges, Whitney A.	1093	
	Ponder, John E.	824	
Rancho Guejito Corporation			
	Garner, Keith	1029	
	Lutar, Ildiko (Lani)	798	
Rancho Viejo, LLC			
	McPartland, Stephen J.	722	
Randy Straub			
	Straub, Randy	963	
Rath Miller			
	Madaffer, Robin M.	894	
RCS Ray Cammack Shows Inc.			
	Bowman-Styles, Molly	956	
RCS-Harmony Partners, LLC			
	Lutar, Ildiko (Lani)	798	
RealPage Inc.			
	Anderson, Marshall	1183	
	Benedetto, Craig S.	507	
REI-NC, LLC			
	Jones, Darcy	614	
Releaf Meds			
	Morgan-Reed, Cynthia	1193	
Republic Services (Pheonix, AZ)			
	Boyce, Ben	1313	
	Jones, Donna	711	
	Wahl, A. Christopher	866	
Republic Services (San Diego, CA)			
	Jones, Donna	711	
Republic Services (Santee, CA)			
	Price, Denise	1039	
	Saathoff, Stephanie	696	
Resolution Environmental			
	Gbeh, Hannah	1281	

Firm Represented by Lobbyist	Registered Lobbyist	Reg. #	County Official that the Lobbyists May Try to Influence
Reynolds Communities			
	Jones, Darcy	614	
Richard Sager/Fallbrook Development Company			
	Whalen, James E.	736	
Rough Acres Foundation (Formerly Hamann Companies)			
	Whalen, James E.	736	
Rugged Solar LLC			
	Guillen, Chris	1096	
	Waterman, Ryan	1094	
S.V.D.P. Management Inc., dba Father Joe's Villages			
	Anderson, Marshall	1183	
	Benedetto, Craig S.	507	
	Haddad, Benjamin A.	856	
SAA Consultants, c/o Salar Dehbozorgi			
	Garratt, Gregory C. M.	708	
Saatjian, Ray			
	Garratt, Gregory C. M.	708	
Salient Partners			
	Burton, James E.	1011	
San Diego ART Matters			
	Cristiani, Carlos	1326	
San Diego Country Estates Association			
	Smith, Peter B.	996	
San Diego County Apartment Association			
	Kirkland, Molly	893	
	Pentico, Alan	771	
San Diego County Disposal Association			
	Madaffer, Jim	908	
	Ogul, Jeremy	1154	
San Diego County District Attorneys Association			
	Herron, Mason	1090	
	Peraza, Humberto	1091	
San Diego County Farm Bureau			
	Byrne, Katherine	1238	
San Diego County Lodging Association			
	Anderson, Marshall	1183	
	Benedetto, Craig S.	507	
	Haddad, Benjamin A.	856	

Firm Represented by Lobbyist	Registered Lobbyist	Reg. #	County Official that the Lobbyists May Try to Influence
San Diego County Probation Officers Association			
	Herron, Mason	1090	
	Peraza, Humberto	1091	
San Diego County Taxpayers Association			
	Hong, Haney	1069	
San Diego Deputy District Attorney's Association			
	Herron, Mason	1090	
San Diego Gas & Electric			
	Alcantar, Roberto C	1315	
	Britton, Joseph	1338	
	Crider, Scott	1221	
	Gabaldon, Joseph	1055	
	Syz, Brittany	1235	
San Diego Grand Prix Association, LLC			
	Marston, Jeff	662	
San Diego Housing Federation			
	Nunn, Laura	1060	
	Russel, Stephen	1061	
San Diego Humane Society			
	Tetlow, Julianna	1065	
San Diego Landfill Systems, Inc.			
	Jones, Donna	711	
San Diego Regional Airport Authority			
	Anderson, Marshall	1183	
	Benedetto, Craig S.	507	
	Haddad, Benjamin A.	856	
San Diego Regional Chamber of Commerce			
	Anderson, Jessica	1299	
	Cate, Chris	1329	
	Mendoza, Myriam	1301	
	Murray, Justine	1302	
	Strawn, Evan	1303	
	Villasenor-Martinez, Jimena	1304	
	Zamarripa, Kenia	1305	
San Diego Senior Community Foundation			
	Haddad, Benjamin A.	856	
San Luis Rey Training Center			
	Avina, Victor H.	1142	

Firm Represented by Lobbyist	Registered Lobbyist	Reg. #	County Official that the Lobbyists May Try to Influence
San Ysidro Health			
	Molloy, Scott	1180	
Sandera, Rene			
	Garratt, Gregory C. M.	708	
SanDiego350			
	Disenhouse, Masada	1155	
Science Applications International Corporation			
	Burrola, Alex	1286	
	Fierro, Daniel	1287	
Scott Parry			
	Peterson, Matthew A.	590	
SD Riverwalk LLC			
	Hepfer, Eric	1116	
	Shearer, Pete	1117	
Sempra Energy			
	Gabaldon, Joseph	1055	
SGCLMC-WELD Investment Co., L.P.			
	Carlson, Mack	1194	
	Waterman, Ryan	1094	
Silvergate Development			
	Madaffer, Robin M.	894	
Soitec Solar Development, LLC			
	Rosenbaum, S. Wayne	921	
Solar Turbines Inc.			
	Anderson, Marshall	1183	
	Benedetto, Craig S.	507	
	Haddad, Benjamin A.	856	
Southern California Edison			
	Luternauer, Jessica	1190	
	Wahl, A. Christopher	866	
Southwest Regional Council of Carpenters			
	Peraza, Humberto	1091	
Spring Valley Coalition 2024			
	Chavez, Gilbert R.	1284	
St. Paul's Senior Services			
	Ledford, Richard S.	774	
	Ledford, Thomas S.	1114	
State Street Global Advisors Trust Company			

Firm Represented by Lobbyist	Registered Lobbyist	Reg. #	County Official that the Lobbyists May Try to Influence
	Park, Sonya	1083	
Statue of Responsibility Foundation			
	Berkman, Jack	1006	
Steele Canyon Golf Club			
	McDade, Kristen A.	703	
Stoel Rives, LLP			
	Rosenbaum, S. Wayne	921	
Sugarbush, LLC c/o Bob Booker			
	Garratt, Gregory C. M.	708	
Sun Life Capital Management (U.S) LLC			
	Adair, William C.	1088	
	Boomer, Tim	1298	
	Drasser, Matthew	1292	
	Jacob, Bradley	1098	
Sun Life Institutional Investments (U.S.) LLC			
	Weiss, Stephen	1204	
Sunroad Enterprises			
	Contreras, Andrea M.	985	
	McPartland, Stephen J.	722	
Sunroad Otay Partners, L.P.			
	Contreras, Andrea M.	985	
Superior Ready Mix Concrete			
	Rath, Phil	868	
Sycuan Band/Kumeyaay Nat.			
	Anderson, Michel	737	
T. M. Cobb Co., c/o Ray Cobb			
	Garratt, Gregory C. M.	708	
T2 Borrego LLC, bda Rams Hill			
	Anderson, Marshall	1183	
	Benedetto, Craig S.	507	
	Chavez, Jennifer	989	
	Forrest, Jeffrey W.	823	
	Haddad, Benjamin A.	856	
	Hodges, Whitney A.	1093	
	Miller, Brooke	1203	
Tecate Water District, c/o Louis Schooler			
	Garratt, Gregory C. M.	708	
Terra-Gen, LLC			

Firm Represented by Lobbyist	Registered Lobbyist	Reg. #	County Official that the Lobbyists May Try to Influence
	Anderson, Marshall	1183	
	Benedetto, Craig S.	507	
	Haddad, Benjamin A.	856	
The Escondido Creek Conservancy			
	Van Leer, Ann	858	
The Gildred Companies			
	Whalen, James E.	736	
The Greater San Diego Association of REALTORS			
	Mercurio, Michael T.	801	
The Healing Center			
	Rath, Phil	868	
The Jordan Company, L.P.			
	Custar, Kristin	925	
The Monger Company			
	Monger, Jack	644	
The Otay Ranch Company			
	McDade, Kristen A.	703	
The Rodney Company			
	Rupp III, Henry P.	788	
The Surfrider Foundation			
	Silverstein, Mitch	1217	
Tony Mikhail			
	Austin, Gina	1176	
Torrey Holistics			
	Rath, Phil	868	
TPG Capital BD, LLC			
	Froeb, Charles	904	
U.S. Generating Co.			
	Marston, Jeff	662	
U.S. Olympic Committee			
	McDade, Kristen A.	703	
UCSD			
	McDade, Kristen A.	703	
UKG			
	Boyce, Ben	1313	
UMMC, Inc.			
	Rath, Phil	868	
Unqork			
	Falcon, Clarissa Reyes	918	

Firm Represented by Lobbyist	Registered Lobbyist	Reg. #	County Official that the Lobbyists May Try to Influence
Urbn Leaf			
	Rath, Phil	868	
Valor Management LLC and its Subsidiaries			
	Gardner, Jared	1307	
	Haslip, Joseph	1308	
Vandewater, George			
	Garratt, Gregory C. M.	708	
Vectis Strategies			
	Garuba, Joseph	1165	
Veolia North America			
	Boyce, Ben	1313	
	Wahl, A. Christopher	866	
	Warren, Matthew	1314	
Verizon			
	Miller, Kimberly	1084	
Veterans Village of San Diego			
	Anderson, Marshall	1183	
	Benedetto, Craig S.	507	
	Haddad, Benjamin A.	856	
Viking Global Investors LP			
	Goldstein, David	1277	
Walter Cruttenden			
	Peterson, Matthew A.	590	
Warburg Pincus LLC			
	Banos, Jason	1296	
Warner Springs Estates, LLC			
	Higgins, Karl	698	
Warner Springs Ranch Resort LLC/Pacific Hospitality Group, Inc.			
	Whalen, James E.	736	
Warner Springs Ranch Resort, LLC			
	Molloy, Scott	1180	
Waterford Property Company			
	Benedetto, Craig S.	507	
Weston-Valley Center LLC			
	Garratt, Gregory C. M.	708	
Whispering Palms Community Council			
	McHenry, Katherine	709	
Wiener, Malcolm & Carolyn			

Firm Represented by Lobbyist	Registered Lobbyist	Reg. #	County Official that the Lobbyists May Try to Influence
	Garratt, Gregory C. M.	708	
Willard Romney			
	Peterson, Matthew A.	590	
Workday			
	Acosta, Teresa	1342	
WWI Properties, c/o Douglas J. Frye, Esq.			
	Garratt, Gregory C. M.	708	
Zoura Family Trust			
	Falcon, Clarissa Reyes	918	

For questions about this report, please contact the Clerk of the Board of Supervisors at (619) 531-5600

County of San Diego - Registered Lobbyists
Sorted by County Offices

Attachment D

County Official that the Lobbyists May Try to Influence:

All Possible County Offices

Registered Lobbyist	Reg. #
Abdi, Rahmo	1273
Acosta, Teresa	1342
Adair, William C.	1088
Alderman, Kyle	1241
Alexander, John Scott	900
Amato, Dana	1259
Anderson, Jessica	1299
Anderson, Marshall	1183
Avina, Victor H.	1142
Baldwin, Christopher	1210
Banos, Jason	1296
Barrett, Adam	1336
Benedetto, Craig S.	507
Biltekoff, David	1309
Blackwood, Sapphire	1174
Boomer, Tim	1298
Burrola, Alex	1286
Burton, James E.	1011
Busiel, Justin	1341
Byrne, Katherine	1238
Carlson, Mack	1194
Casale, Alexander	1293
Cate, Chris	1329
Chanes, Jill	1316
Chase, Steve	1175
Chavez, Jennifer	989
Ching, George	1226
Cobbs, Efaon	1279
Contreras, Corinna	1332
Cuestas, Elizabeth R	1257
Custar, Kristin	925
Dang, Anthony	1333
Danziger, Derek	1267
Drasser, Matthew	1292
Dressel, Alison	1331
Enriquez, Manuel	1213
Falcon, Clarissa Reyes	918
Fierro, Daniel	1287
Fiscella, John	1239
Fitch, Natalie	1323
Fogam, Dimia	1206
Forrest, Jeffrey W.	823
Froeb, Charles	904
Gabaldon, Joseph	1055
Gabrielson, Timothy W.	742
Gacek, Erika	1152
Galuppo, Louis A.	806
Gardner, Jared	1307
Garratt, Gregory C. M.	708
Goldstein, David	1277
Gomez, Georgette	1258
Haddad, Benjamin A.	856
Harper, Chloe Louise	1269
Harris, Chad A.	667
Harris, Sondra M.	668
Haslip, Joseph	1308
Hepfer, Eric	1116
Hernandez, Pedro	1222
Hernandez-Garcia, Belen	1133
Hodges, Whitney A.	1093
Hom, Dan	919
Jacob, Bradley	1098

County Official that the Lobbyists May Try to Influence:

All Possible County Offices

Registered Lobbyist	Reg. #
Jones, Darcy	614
Keady, Charles	1310
Kilkenny, Maddy	1048
King, Peter	1290
King, Rebecca	1247
Landrum, Lee	1262
Ledford, Richard S.	774
Ledford, Thomas S.	1114
Lee, Alexandra	1306
Lee, April	1243
Lutar, Ildiko (Lani)	798
Luternauer, Jessica	1190
Madaffer, Jim	908
Madaffer, Robin M.	894
Mahzari, Farah	1242
Majewski, Thomas	1027
Marchesin, Gilles	1173
McGrady, Kyle	1026
McPartland, Stephen J.	722
Mendoza, Myriam	1301
Miller, Brooke	1203
Moore, Christine	1244
Morgan-Reed, Cynthia	1193
Morrison Scott A.	738
Murray, Justine	1302
Nguyen, Khoa	876
Ogul, Jeremy	1154
Park, Sonya	1083
Pelka, Serena	1334
Peraza, Humberto	1091
Peterson, Haley	1064
Ponder, John E.	824
Prater, Brian	1252
Price, Denise	1039
Rath, Phil	868
Root, Paul	1208
Rupp III, Henry P.	788
Saathoff, Stephanie	696
Sahid, Ramla	1159
Shearer, Pete	1117
Skiko, Chuck	1207
Smith, Peter B.	996
Smith, Rob	1113
Smith, Stephanie	1140
Squire, Robert	1010
Strawn, Evan	1303
Tetlow, Julianna	1065
Tredinnick, Eirian	1291
Turner, Jarl	790
Van Leer, Ann	858
Velasquez, Alberto	1288
Villasenor-Martinez, Jimena	1304
Wahl, A. Christopher	866
Wallace, Mary	1324
Walling, Aaron	1181
Waterman, Ryan	1094
Watts Thomas Jr, Frederic	1240
Weiss, Zach	1263
Whalen, James E.	736
Yusufi, Homayra	1158
Zamarripa, Kenia	1305

County Official that the Lobbyists May Try to Influence:

Assessment Appeals Board

Registered Lobbyist	Reg. #
Hodges, Whitney A.	1093
Mercurio, Michael T.	801
Skiko, Chuck	1207

County Official that the Lobbyists May Try to Influence:

Assessor/Recorder/County Clerk

Registered Lobbyist	Reg. #
Chavez, Jennifer	989
Forrest, Jeffrey W.	823
Garner, Keith	1029
Jones, Donna	711
Kirkland, Molly	893
Mercurio, Michael T.	801
Miller, Brooke	1203
Miller, Kimberly	1084
Morgan-Reed, Cynthia	1193
Pentico, Alan	771
Ponder, John E.	824
Price, Denise	1039
Saathoff, Stephanie	696
Skiko, Chuck	1207
Smith, Peter B.	996

County Official that the Lobbyists May Try to Influence:

Assistant Assessor/Recorder/County Clerk

Registered Lobbyist	Reg. #
Skiko, Chuck	1207

County Official that the Lobbyists May Try to Influence:

Assistant Chief Administrative Officer

Registered Lobbyist	Reg. #
Cordova, Jessica	981
Farouq, Sarah	1189
Greene, Kyra	980
Guan, Jacqueline	1110
Hansen, Elizabeth	1097
Harris, Chad A.	667
Harris, Sondra M.	668
Monger, Jack	644
Nguyen, Quynh	972
Shaw, Ted	1054
Skiko, Chuck	1207
Tate, Nathaniel	1188
Wahl, A. Christopher	866

County Official that the Lobbyists May Try to Influence:

Assistant Director Planning and Development Services

Registered Lobbyist	Reg. #
Skiko, Chuck	1207

County Official that the Lobbyists May Try to Influence:

Assistant Director Purchasing and Contracting

Registered Lobbyist	Reg. #
Skiko, Chuck	1207

County Official that the Lobbyists May Try to Influence:

Assistant District Attorney

Registered Lobbyist	Reg. #
Skiko, Chuck	1207

County of San Diego - Registered Lobbyists
Sorted by County Offices

Attachment D

County Official that the Lobbyists May Try to Influence:

Board of Supervisors

Registered Lobbyist	Reg. #
Abdi, Rahmo	1273
Aden, Lucky	1265
Alcantar, Roberto C	1315
Anderson, Jason	950
Anderson, Michel	737
Austin, Gina	1176
Beaudin, Livia B.	1249
Berkman, Jack	1006
Bowman-Styles, Molly	956
Boyce, Ben	1313
Britton, Joseph	1338
Brown, Christopher M.	782
Byrne, Katherine	1238
Cameron, Robert	1044
Capretz, Nicole	1012
Carlson, Mack	1194
Chase, Nancy M.	793
Chavez, Gilbert R.	1284
Chavez, Jennifer	989
Ching, George	1226
Contreras, Andrea M.	985
Contreras, Corinna	1332
Cordova, Jessica	981
Crider, Scott	1221
Cristiani, Carlos	1326
Cuestas, Elizabeth R	1257
Dadian, John M.	617
Dang, Anthony	1333
Danziger, Derek	1267
Disenhouse, Masada	1155
Dressel, Alison	1331

Registered Lobbyist	Reg. #
Enriquez, Manuel	1213
Escobar, Marcela	1312
Farouq, Sarah	1189
Forrest, Jeffrey W.	823
Gabaldon, Joseph	1055
Gabrielson, Timothy W.	742
Galuppo, Louis A.	806
Garner, Keith	1029
Garratt, Gregory C. M.	708
Garuba, Joseph	1165
Gbeh, Hannah	1281
Gomez, Georgette	1258
Greene, Kyra	980
Guillen, Chris	1096
Haase, Stephen M.	855
Hamilton, Julie M.	860
Hansen, Elizabeth	1097
Harris, Chad A.	667
Harris, Sondra M.	668
Hernandez, Cesar	1318
Hernandez, Pedro	1222
Hernandez-Garcia, Belen	1133
Herron, Mason	1090
Higgins, Karl	698
Hill, Christie	1036
Hodges, Whitney A.	1093
Hom, Dan	919
Hong, Haney	1069
Hunter, Ranie L.	832
Jones, Darcy	614
Jones, Donna	711

County Official that the Lobbyists May Try to Influence:

Board of Supervisors

Registered Lobbyist	Reg. #
Karahamuheto, Jeffrey	1251
Kilkenny, Kim J.	676
Kirkland, Molly	893
Lawson, James	1112
Ledford, Richard S.	774
Ledford, Thomas S.	1114
LeeFatt, Kimberly	1095
Lindley, Stephen	1295
Lutar, Ildiko (Lani)	798
Luternauer, Jessica	1190
Madaffer, Jim	908
Majewski, Thomas	1027
Marston, Jeff	662
McDade, Kristen A.	703
McGrady, Kyle	1026
McHenry, Katherine	709
McPartland, Stephen J.	722
Mercurio, Michael T.	801
Miller, Brooke	1203
Miller, Kimberly	1084
Molloy, Scott	1180
Monger, Jack	644
Moore, Christine	1244
Morrison Scott A.	738
Moser, Dennis	1046
Mracek, Edward J. G.	1071
Nguyen, Khoa	876
Nguyen, Quynh	972
Nunn, Laura	1060
Oettinger, Stephen R.	660
Packard, Scott	970
Parker, Joseph M.	967
Pelka, Serena	1334
Pentico, Alan	771
Peraza, Humberto	1091
Perkins, Douglas	805
Peterson, Matthew A.	590
Peterson, Norma Chavez	931
Ponder, John E.	824
Price, Denise	1039
Rath, Phil	868
Riley, Heather S.	1162
Rosenbaum, S. Wayne	921
Rupp III, Henry P.	788
Russel, Stephen	1061
Saathoff, Stephanie	696
Sahid, Ramla	1159
Sahni, Anjleena	1283
Shaw, Ted	1054
Silverstein, Mitch	1217
Skiko, Chuck	1207
Smith, Peter B.	996
Smith, Rob	1113
Steiner, Dustin	1212
Straub, Randy	963
Syz, Brittany	1235
Tate, Nathaniel	1188
Taylor, Tim	1148
Thompson, Thomas Taylor	1168
Toney, Jeff	1340
Turner, Jarl	790
Van Leer, Ann	858

County Official that the Lobbyists May Try to Influence:

Board of Supervisors

Registered Lobbyist	Reg. #
Vircks, Chelsea Walczak	1282
Wahl, A. Christopher	866
Wainio, John	867
Warren, Matthew	1314
Waterman, Ryan	1094
Weinlein, Cassandra	1201
Whalen, James E.	736
Woods, Melanie	1214
Young, Blythe	1325
Yusufi, Homayra	1158

County Official that the Lobbyists May Try to Influence:

Board Representatives of the Board of Supervisors

Registered Lobbyist	Reg. #
Alcantar, Roberto C	1315
Chavez, Jennifer	989
Cordova, Jessica	981
Forrest, Jeffrey W.	823
Garner, Keith	1029
Garratt, Gregory C. M.	708
Greene, Kyra	980
Guan, Jacqueline	1110
Hansen, Elizabeth	1097
Harris, Chad A.	667
Harris, Sondra M.	668
Hodges, Whitney A.	1093
Jones, Donna	711
Miller, Brooke	1203
Monger, Jack	644
Morgan-Reed, Cynthia	1193
Nguyen, Quynh	972
Ponder, John E.	824
Rosenbaum, S. Wayne	921
Turner, Jarl	790
Wahl, A. Christopher	866
Wainio, John	867
Walling, Aaron	1181

County Official that the Lobbyists May Try to Influence:

Chief Administrative Officer

Registered Lobbyist	Reg. #
Boyce, Ben	1313
Cobbs, Efaon	1279
Cordova, Jessica	981
Garratt, Gregory C. M.	708
Guan, Jacqueline	1110
Hansen, Elizabeth	1097
Harris, Chad A.	667
Harris, Sondra M.	668
Hernandez, Cesar	1318
Hill, Christie	1036
Jones, Darcy	614
Karahamuheto, Jeffrey	1251
Madaffer, Jim	908
Majewski, Thomas	1027
McGrady, Kyle	1026
Monger, Jack	644
Nguyen, Quynh	972
Peraza, Humberto	1091
Rupp III, Henry P.	788
Sahni, Anjleena	1283
Shaw, Ted	1054
Skiko, Chuck	1207
Van Leer, Ann	858
Wahl, A. Christopher	866
Warren, Matthew	1314
Whalen, James E.	736

County Official that the Lobbyists May Try to Influence:

Chief Deputy, Assessor/Recorder/County Clerk

Registered Lobbyist	Reg. #
Skiko, Chuck	1207

County Official that the Lobbyists May Try to Influence:

Chief Deputy, Treasurer/Tax Collector

Registered Lobbyist	Reg. #
Skiko, Chuck	1207
Weiss, Stephen	1204

County Official that the Lobbyists May Try to Influence:

Civil Service Commission

Registered Lobbyist	Reg. #
Skiko, Chuck	1207

County Official that the Lobbyists May Try to Influence:

Director of General Services

Registered Lobbyist	Reg. #
Skiko, Chuck	1207
Van Leer, Ann	858

County Official that the Lobbyists May Try to Influence:

Director of Planning and Development Services

Registered Lobbyist	Reg. #
Alcantar, Roberto C	1315
Austin, Gina	1176
Contreras, Andrea M.	985
Garner, Keith	1029
Gbeh, Hannah	1281
Hansen, Elizabeth	1097
Harris, Chad A.	667
Harris, Sondra M.	668
Higgins, Karl	698
Jones, Darcy	614
Jones, Donna	711
Madaffer, Jim	908
McPartland, Stephen J.	722
Morrison Scott A.	738
Peterson, Matthew A.	590
Prater, Brian	1252
Riley, Heather S.	1162
Rosenbaum, S. Wayne	921
Shaw, Ted	1054
Skiko, Chuck	1207
Turner, Jarl	790
Van Leer, Ann	858
Wahl, A. Christopher	866
Wainio, John	867
Whalen, James E.	736

County Official that the Lobbyists May Try to Influence:

Director of Purchasing and Contracting

Registered Lobbyist	Reg. #
Cordova, Jessica	981
Farouq, Sarah	1189
Greene, Kyra	980
Guan, Jacqueline	1110
Nguyen, Quynh	972
Skiko, Chuck	1207
Tate, Nathaniel	1188

County Official that the Lobbyists May Try to Influence:

District Attorney

Registered Lobbyist	Reg. #
Greene, Kyra	980
Hernandez-Garcia, Belen	1133
Hill, Christie	1036
Karahamuheto, Jeffrey	1251
Peterson, Norma Chavez	931
Price, Denise	1039
Saathoff, Stephanie	696
Skiko, Chuck	1207
Smith, Peter B.	996
Smith, Rob	1113
Walling, Aaron	1181

County Official that the Lobbyists May Try to Influence:

Planning Commission

Registered Lobbyist	Reg. #
Chavez, Jennifer	989
Contreras, Andrea M.	985
Forrest, Jeffrey W.	823
Gabaldon, Joseph	1055
Gabrielson, Timothy W.	742
Garner, Keith	1029
Garratt, Gregory C. M.	708
Gbeh, Hannah	1281
Hodges, Whitney A.	1093
Hunter, Ranie L.	832
Jones, Darcy	614
Jones, Donna	711
McPartland, Stephen J.	722
Mercurio, Michael T.	801
Miller, Brooke	1203
Morgan-Reed, Cynthia	1193
Nguyen, Khoa	876
Ponder, John E.	824
Rosenbaum, S. Wayne	921
Rupp III, Henry P.	788
Skiko, Chuck	1207
Turner, Jarl	790
Whalen, James E.	736

County Official that the Lobbyists May Try to Influence:

San Diego County Capital Asset Leasing Corporation (SANCAL)

Registered Lobbyist	Reg. #
Skiko, Chuck	1207

County Official that the Lobbyists May Try to Influence:

Sheriff

Registered Lobbyist	Reg. #
Hernandez-Garcia, Belen	1133
Hill, Christie	1036
Karahamuheto, Jeffrey	1251
Marston, Jeff	662
Miller, Kimberly	1084
Peterson, Norma Chavez	931
Price, Denise	1039
Saathoff, Stephanie	696
Skiko, Chuck	1207
Smith, Peter B.	996
Smith, Rob	1113
Taylor, Tim	1148
Wainio, John	867
Walling, Aaron	1181

County Official that the Lobbyists May Try to Influence:

Treasurer/Tax Collector

Registered Lobbyist	Reg. #
Berkman, Jack	1006
Freeman, Noel	1161
Kirkland, Molly	893
Mercurio, Michael T.	801
Pentico, Alan	771
Perkins, Douglas	805
Price, Denise	1039
Saathoff, Stephanie	696
Skiko, Chuck	1207
Smith, Peter B.	996
Young, Renee	784

County Official that the Lobbyists May Try to Influence:

Undersheriff

Registered Lobbyist	Reg. #
Skiko, Chuck	1207

For questions about this report, please contact the Clerk of the Board of Supervisors at (619) 531-5600

POSTING DATE:
December 19, 2025

COSD CLERK OF THE BOARD
2025 DEC 19 AM 11:33

THE CLERK OF THE BOARD OF SUPERVISORS

SPECIAL VACANCY NOTICE

This is to announce the vacancy that has occurred on the **NORTH COUNTY GANG COMMISSION, Seats No. 2 and 5.** The **BOARD OF SUPERVISORS** makes this appointment. Please refer to the Roster of Boards, Commissions and Committees on our web site at **http://www.sdcounty.ca.gov/cob/** for further information on the qualifications for this Board.

In compliance with section 54974 of the Government Code, this appointment can be made after **January 6, 2026**.

Applications for this position can be downloaded from the web site; questions regarding this vacancy should be directed to the Clerk of the Board of Supervisors, County Administration Center, 1600 Pacific Highway, Room 402, San Diego, CA 92101-2471.

cc:

_____Supervisor Jim Desmond, A-500
_____Lisa Nugent, Public Safety Group, A-65
_____San Diego Public Library, 330 Park Boulevard, San Diego, CA 92101
_____Posted Copy – Board Chamber
_____Posted Copy – South Entrance of County Administration Center
✓ Communications Received

2025 DEC 8 PM 12:42

County of San Diego

SUSAN BRAZEAU
DIRECTOR

DEPARTMENT OF HUMAN RESOURCES
LABOR RELATIONS
1600 PACIFIC HIGHWAY, ROOM 201, SAN DIEGO, CA 92101-2463
DHRLaborRelations.FGG@sdcounty.ca.gov

December 5, 2025

Ms. Crystal Irving, President
Service Employees International Union, Local 221
4004 Kearny Mesa Road
San Diego, CA 92111

JOB CLASSIFICATION – NEW

Dear Ms. Irving,

The job classification listed below is being established by the County (class specification enclosed). After a review of the duties and responsibilities, the class is being assigned to the representation unit below.

Job Code	Job Title	Salary (Annually)	Variable Entry	OT Code	Bargaining Unit
002116	County Pollution Crisis Chief	$183,310.40 - $297,523.20	Y	X – Exempt	EM

If you wish to discuss this assignment, or if you have any questions, please contact me no later than January 4, 2026. I can be reached at (619) 531-5214.

Sincerely,

Clint Obrigewitch

CLINT OBRIGEWITCH
Labor Relations Manager

Copy: Ebony Shelton, Chief Administrative Officer
Andrew Potter, Clerk of the Board of Supervisors
Bernadette Javate, Manager, Auditor and Controller
Kathleen Murphy, Human Resources Services Manager

County of San Diego

SUSAN BRAZEAU
DIRECTOR

DEPARTMENT OF HUMAN RESOURCES
LABOR RELATIONS
1600 PACIFIC HIGHWAY, ROOM 201, SAN DIEGO, CA 92101-2463
DHRLaborRelations.FGG@sdcounty.ca.gov

December 5, 2025

Jennifer Fox, President
San Diego County Probation Officers' Association
8388 Vickers Street
San Diego, CA 92111

JOB CLASSIFICATION – NEW

Dear Ms. Fox,

The job classification listed below is being established by the County (class specification enclosed). After a review of the duties and responsibilities, the class is being assigned to the representation unit below.

Job Code	Job Title	Salary (Annually)	Variable Entry	OT Code	Bargaining Unit
002116	County Pollution Crisis Chief	$183,310.40 - $297,523.20	Y	X – Exempt	EM

If you wish to discuss this assignment, or if you have any questions, please contact me no later than January 4, 2026. I can be reached at (619) 531-5214.

Sincerely,

Clint Obrigewitch

CLINT OBRIGEWITCH
Labor Relations Manager

Copy: Ebony Shelton, Chief Administrative Officer
Andrew Potter, Clerk of the Board of Supervisors
Bernadette Javate, Manager, Auditor and Controller
Kathleen Murphy, Human Resources Services Manager

County of San Diego

SUSAN BRAZEAU
DIRECTOR

DEPARTMENT OF HUMAN RESOURCES
LABOR RELATIONS
1600 PACIFIC HIGHWAY, ROOM 201, SAN DIEGO, CA 92101-2463
DHRLaborRelations.FGG@sdcounty.ca.gov

December 5, 2025

Michael O'Deane, President
Deputy Sheriffs' Association of San Diego County
13881 Danielson Street
Poway, CA 92064

JOB CLASSIFICATION – NEW

Dear Mr. O'Deane,

The job classification listed below is being established by the County (class specification enclosed). After a review of the duties and responsibilities, the class is being assigned to the representation unit below.

Job Code	Job Title	Salary (Annually)	Variable Entry	OT Code	Bargaining Unit
002116	County Pollution Crisis Chief	$183,310.40 - $297,523.20	Y	X – Exempt	EM

If you wish to discuss this assignment, or if you have any questions, please contact me no later than January 4, 2026. I can be reached at (619) 531-5214.

Sincerely,

Clint Obrigewitch

CLINT OBRIGEWITCH
Labor Relations Manager

Copy: Ebony Shelton, Chief Administrative Officer
Andrew Potter, Clerk of the Board of Supervisors
Bernadette Javate, Manager, Auditor and Controller
Kathleen Murphy, Human Resources Services Manager

County of San Diego

SUSAN BRAZEAU
DIRECTOR

DEPARTMENT OF HUMAN RESOURCES
LABOR RELATIONS
1600 PACIFIC HIGHWAY, ROOM 201, SAN DIEGO, CA 92101-2463
DHRLaborRelations.FGG@sdcounty.ca.gov

December 5, 2025

Ms. Emily Rose-Weber, President
Public Defender Association of San Diego County
450 B Street, Suite 900
San Diego, CA 92101

JOB CLASSIFICATION – NEW

Dear Ms. Rose-Weber,

The job classification listed below is being established by the County (class specification enclosed). After a review of the duties and responsibilities, the class is being assigned to the representation unit below.

Job Code	Job Title	Salary (Annually)	Variable Entry	OT Code	Bargaining Unit
002116	County Pollution Crisis Chief	$183,310.40 - $297,523.20	Y	X – Exempt	EM

If you wish to discuss this assignment, or if you have any questions, please contact me no later than January 4, 2026. I can be reached at (619) 531-5214.

Sincerely,

Clint Obrigewitch

CLINT OBRIGEWITCH
Labor Relations Manager

Copy: Ebony Shelton, Chief Administrative Officer
Andrew Potter, Clerk of the Board of Supervisors
Bernadette Javate, Manager, Auditor and Controller
Kathleen Murphy, Human Resources Services Manager

County of San Diego

SUSAN BRAZEAU
DIRECTOR

DEPARTMENT OF HUMAN RESOURCES
LABOR RELATIONS
1600 PACIFIC HIGHWAY, ROOM 201, SAN DIEGO, CA 92101-2463
DHRLaborRelations.FGG@sdcounty.ca.gov

December 5, 2025

Ms. Nereida Bowman, President
Deputy District Attorneys Association
325 S. Melrose Drive, Suite 5000
Vista, CA 92081

JOB CLASSIFICATION – NEW

Dear Ms, Bowman,

The job classification listed below is being established by the County (class specification enclosed). After a review of the duties and responsibilities, the class is being assigned to the representation unit below.

Job Code	Job Title	Salary (Annually)	Variable Entry	OT Code	Bargaining Unit
002116	County Pollution Crisis Chief	$183,310.40 - $297,523.20	Y	X – Exempt	EM

If you wish to discuss this assignment, or if you have any questions, please contact me no later than January 4, 2026. I can be reached at (619) 531-5214.

Sincerely,

Clint Obrigewitch

CLINT OBRIGEWITCH
Labor Relations Manager

Copy: Ebony Shelton, Chief Administrative Officer
Andrew Potter, Clerk of the Board of Supervisors
Bernadette Javate, Manager, Auditor and Controller
Kathleen Murphy, Human Resources Services Manager

County of San Diego

SUSAN BRAZEAU
DIRECTOR

DEPARTMENT OF HUMAN RESOURCES
LABOR RELATIONS
1600 PACIFIC HIGHWAY, ROOM 201, SAN DIEGO, CA 92101-2463
DHRLaborRelations.FGG@sdcounty.ca.gov

December 5, 2025

Mr. Salvador Campos, President
District Attorney Investigators Association
501 W. Broadway, PO Box 393
San Diego, CA 92101

JOB CLASSIFICATION – NEW

Dear Mr. Campos,

The job classification listed below is being established by the County (class specification enclosed). After a review of the duties and responsibilities, the class is being assigned to the representation unit below.

Job Code	Job Title	Salary (Annually)	Variable Entry	OT Code	Bargaining Unit
002116	County Pollution Crisis Chief	$183,310.40 - $297,523.20	Y	X – Exempt	EM

If you wish to discuss this assignment, or if you have any questions, please contact me no later than January 4, 2026. I can be reached at (619) 531-5214.

Sincerely,

Clint Obrigewitch

CLINT OBRIGEWITCH
Labor Relations Manager

Copy: Ebony Shelton, Chief Administrative Officer
Andrew Potter, Clerk of the Board of Supervisors
Bernadette Javate, Manager, Auditor and Controller
Kathleen Murphy, Human Resources Services Manager

County of San Diego

SUSAN BRAZEAU
DIRECTOR

DEPARTMENT OF HUMAN RESOURCES
LABOR RELATIONS
1600 PACIFIC HIGHWAY, ROOM 201, SAN DIEGO, CA 92101-2463
DHRLaborRelations.FGG@sdcounty.ca.gov

December 5, 2025

Mr. Randall Sjoblom, President
San Diego Deputy County Counsels Association
1600 Pacific Highway, Room 355
San Diego, CA 92101

JOB CLASSIFICATION – NEW

Dear Mr. Sjoblom,

The job classification listed below is being established by the County (class specification enclosed). After a review of the duties and responsibilities, the class is being assigned to the representation unit below.

Job Code	Job Title	Salary (Annually)	Variable Entry	OT Code	Bargaining Unit
002116	County Pollution Crisis Chief	$183,310.40 - $297,523.20	Y	X – Exempt	EM

If you wish to discuss this assignment, or if you have any questions, please contact me no later than January 4, 2026. I can be reached at (619) 531-5214.

Sincerely,

Clint Obrigewitch

CLINT OBRIGEWITCH
Labor Relations Manager

Copy: Ebony Shelton, Chief Administrative Officer
Andrew Potter, Clerk of the Board of Supervisors
Bernadette Javate, Manager, Auditor and Controller
Kathleen Murphy, Human Resources Services Manager

County of San Diego

SUSAN BRAZEAU
DIRECTOR

DEPARTMENT OF HUMAN RESOURCES
LABOR RELATIONS
1600 PACIFIC HIGHWAY, ROOM 201, SAN DIEGO, CA 92101-2463
DHRLaborRelations.FGG@sdcounty.ca.gov

December 5, 2025

Mr. Joe White, President
San Diego County Supervising Probation Officers' Association
8690 Aero Drive, Suite 115-113
San Diego, CA 92123

JOB CLASSIFICATION – NEW

Dear Mr. White,

The job classification listed below is being established by the County (class specification enclosed). After a review of the duties and responsibilities, the class is being assigned to the representation unit below.

Job Code	Job Title	Salary (Annually)	Variable Entry	OT Code	Bargaining Unit
002116	County Pollution Crisis Chief	$183,310.40 - $297,523.20	Y	X – Exempt	EM

If you wish to discuss this assignment, or if you have any questions, please contact me no later than January 4, 2026. I can be reached at (619) 531-5214.

Sincerely,

Clint Obrigewitch

CLINT OBRIGEWITCH
Labor Relations Manager

Copy: Ebony Shelton, Chief Administrative Officer
Andrew Potter, Clerk of the Board of Supervisors
Bernadette Javate, Manager, Auditor and Controller
Kathleen Murphy, Human Resources Services Manager

County of San Diego

SUSAN BRAZEAU
DIRECTOR

DEPARTMENT OF HUMAN RESOURCES
LABOR RELATIONS
1600 PACIFIC HIGHWAY, ROOM 201, SAN DIEGO, CA 92101-2463
DHRLaborRelations.FGG@sdcounty.ca.gov

December 5, 2025

Michael Grijalva, Business Representative
Teamsters Local 986
9900 Flower St.
Bellflower, CA 90706

JOB CLASSIFICATION – NEW

Dear Mr. Grijalva,

The job classification listed below is being established by the County (class specification enclosed). After a review of the duties and responsibilities, the class is being assigned to the representation unit below.

Job Code	Job Title	Salary (Annually)	Variable Entry	OT Code	Bargaining Unit
002116	County Pollution Crisis Chief	$183,310.40 - $297,523.20	Y	X – Exempt	EM

If you wish to discuss this assignment, or if you have any questions, please contact me no later than January 4, 2026. I can be reached at (619) 531-5214.

Sincerely,

Clint Obrigewitch
CLINT OBRIGEWITCH
Labor Relations Manager

Copy: Ebony Shelton, Chief Administrative Officer
Andrew Potter, Clerk of the Board of Supervisors
Bernadette Javate, Manager, Auditor and Controller
Kathleen Murphy, Human Resources Services Manager

County of San Diego

COUNTY POLLUTION CRISIS CHIEF

CLASS CODE

002116

SALARY

$183,310.40 - $297,523.20 Annually

BARGAINING UNIT

Executive Management

CLASSIFICATION PURPOSE AND DISTINGUISHING CHARACTERISTICS

To serve as the principal coordinator to oversee and ensure an effective response to the Tijuana River Valley pollution crisis; manage the implementation of public health and environmental strategies related to the crisis; coordinate efforts between different government agencies, public health officials, community stakeholders and all County departments to drive action across the County to deliver timely, accountable, and measurable results; and to perform related work.

This is an executive management class that serves as the central integrator across the County, ensuring that all County departments involved in the pollution crisis are aligned, coordinated, and accountable. This position works directly with public health, infrastructure, environmental protection, emergency response, legal, communications, and advocacy to unify County efforts to act with urgency and speak with one voice during the State of Emergency.

EXAMPLES OF DUTIES

Essential Functions:

1. Oversees epidemiological public health impact studies.
2. Coordinates with Behavioral Health Services to address community health impacts, such as stress, anxiety, and trauma associated with ongoing environmental hazards.
3. Ensures community clinics and local hospitals are integrated into surveillance, reporting, and information exchange systems.
4. Aligns public health data collection with environmental monitoring ensuring a feedback loop between health data and environmental conditions.
5. Assesses and prioritizes stormwater and wastewater infrastructure upgrades.
6. Develops and oversees timelines, budgets, and project implementation.

7. Ensures coordination with federal (EPA, IBWC) as well as state and local agencies on binational infrastructure upgrades.
8. Aligns resilience planning with the County Sustainability and Climate Action Framework.
9. Ensures permitting and environmental review processes are expedited for urgent sewage mitigation projects, while maintaining CEQA and other legal requirements.
10. Connects resilience and land-use planning with health data so environmental impacts are directly linked to health outcomes.
11. Incorporates sewage-related emergencies into the County's All-Hazards Emergency Operations Plan (EOP).
12. Ensures sewage-related contingencies are included in emergency drills and tabletop exercises.
13. Coordinates real-time emergency response when sewage discharges spike, including public notification protocols.
14. Leads liaison efforts with FEMA and CalOES if a federal or state emergency declaration is secured.
15. Leads the alignment of County advocacy priorities to secure federal/state funding for sewage crisis mitigation.
16. Prepares briefing packets for advocacy trips and meetings with federal/state partners.
17. Integrates economic impact study results into advocacy messaging to strengthen funding requests.
18. Ensures consistent messaging so the public receives one clear message.
19. Coordinates press briefings, community meetings, and bilingual information campaigns targeted at impacted communities.
20. Chairs a Sewage Crisis Interdepartmental Task Force
21. Prepares grant applications, federal appropriations requests, and philanthropic proposals, ensuring cross-departmental collaboration.
22. Establishes and maintains a funding dashboard that shows how County dollars, state/federal funds, and outside resources are leveraged.
23. Communicates with other public and private entities, elected officials, County departments, agency representatives, business, community and/or environmental groups, as well as a myriad of stakeholders regarding department policies and requirements and contracting activities.
24. Prepares executive level reports and correspondence.
25. Performs other duties as assigned.

KNOWLEDGE, SKILLS AND ABILITIES

Knowledge of:

- Federal, state, and local environmental laws and regulations governing water quality and pollution control.

- Health risks associated with sewage exposure, including potential impacts on water, air, and soil quality
- Emergency response protocols and inter-agency coordination during public health or environmental crises
- Demonstrated success leading cross-agency initiatives, large-scale environmental or infrastructure projects, or complex public-sector efforts
- Policy/procedure development and implementation
- Ability to interpret and integrate scientific, engineering, legal, and public health data into coordinated plans
- Principles and theory of public administration, including general administration, human resource management, fiscal management, program budgets, funding mechanisms and accounting
- The General Management System (GMS) in principle and practice

Skills and Abilities to:

- Oversee and manage a coordinated and effective effort for a pollution crisis
- Coordinate services with various government agencies, County departments and community groups
- Ensure that activities conform to federal, state, and local laws and regulations
- Secure grants and other financial resources for large-scale projects
- Prepare budgets for programs and monitor expenditures
- Prepare executive level correspondence and reports
- Supervise, train, and evaluate the work of subordinate staff
- Prepare and give public presentations on activities, functions, and issues
- Establish and maintain effective working and diplomatic relations with staff, the public, boards, commissions, and representatives from governmental, industry, media, and other agencies
- Establish effective working relationships with County leadership, employees, employee representatives and the public representing diverse cultures and backgrounds
- Exercise appropriate judgment in answering questions and releasing information; analyze and project consequences of decisions and/or recommendations

CORE VALUES

Integrity, Stewardship and Commitment

LEADERSHIP COMPETENCIES

Initiative

Problem Solving

Results Oriented

Interpersonal Relationships

Organizational Acumen

Development of Others

EDUCATION AND/OR EXPERIENCE

A bachelor's degree from an accredited U.S. college or university or certified foreign studies equivalency AND five years of management level experience that demonstrates the ability to perform the essential functions of the classification.

OR,

A combination of experience and/or education as stated above.

Desired expertise is progressively responsible experience in environmental protection, public health, water quality, emergency management, public policy, engineering, law, municipal governance, or related fields.

Note: A master's or doctoral degree from an accredited U.S. college or university, or a certified foreign studies equivalency, may substitute for up to one (1) year of the required experience.

REQUIRED LICENSES, CERTIFICATIONS OR REGISTRATIONS

Positions may involve necessary and timely transportation for field travel, requiring the ability to arrange transportation to different worksites, meetings, or field work.

Certification/Registration

None

SPECIAL NOTES

Working Conditions

Office environment; exposure to computer screens and other basic office equipment.

Essential Physical Characteristics

The physical characteristics described here are representative of those that must be met by an employee to successfully perform the essential functions of this classification.

Reasonable accommodations may be made to enable qualified individuals with disabilities to perform the essential functions of a job, on a case-by-case basis.

Continuous: upward and downward flexion of the neck. Frequent: sitting, repetitive use of hands to operate computers. Occasional: walking, standing, bending and twisting of neck, bending and twisting of waist, squatting, simple grasping, reaching above and below shoulder level, and lifting and carrying of files weighing up to 10 pounds.

Background Investigation

Must have a reputation for honesty and trustworthiness. Misdemeanor and/or felony convictions may be disqualifying depending on type, number, severity, and recency. Prior to appointment, candidates will be subject to a background investigation.

PROBATIONARY PERIOD

Persons serving in positions in the Unclassified Service do not accrue tenure and serve at the pleasure of the appointing authority.

County Pollution Crisis Chief (Class No. 002116) Union Code: EM

COSD CLERK OF THE BOARD
2025 DEC 2 PM12:01

FINANCE & GENERAL GOVERNMENT GROUP
1600 PACIFIC HIGHWAY, ROOM 166, SAN DIEGO, CALIFORNIA 92101-2422
(619) 531-5413

BRIAN ALBRIGHT
DEPUTY CHIEF ADMINISTRATIVE OFFICER

CARRIE HOFF
CHIEF OPERATIONS OFFICER

December 2, 2025

TO: Supervisor Terra Lawson-Remer, Chair
Supervisor Montgomery Steppe, Vice Chair
Supervisor Paloma Aguirre, Chair Pro Tem
Supervisor Joel Anderson
Supervisor Jim Desmond

FROM: Brian Albright, Deputy Chief Administrative Officer
Finance and General Government Group

ANNUAL UPDATE ON IMPLEMENTATION OF BOARD POLICY B-74: CONTRACTING STANDARDS FOR JANITORIAL, LANDSCAPING, AND SECURITY SERVICES CONTRACTS

BACKGROUND

Board Actions
On December 13, 2022 (32), the Board of Supervisors (Board) adopted Board Policy B-74, *Contracting Standards for Janitorial, Landscaping, and Security Guard Services Contracts*. The policy establishes requirements to ensure that contractors provide fair wages, training, benefits, and workplace protections for employees who deliver these services to the County of San Diego (County).

Board Policy B-74 requires that all covered contracts include:

1. Labor Peace Agreements where applicable;
2. Wage theft retention fund;
3. Wage floor;
4. Workplace training programs;
5. Worker retention requirements;
6. Compliance with federal, State, and local laws; and
7. Enforcement procedures.

Additionally, Board Policy B-74 requires the County to evaluate the proposer's suite of benefits as part of its evaluation and provides that proposers who have Collective Bargaining Agreements in place receive maximum credit for this criterion.

On February 7, 2023 (22), the Board directed the Department of Purchasing and Contracting (DPC) to implement the policy at the first available opportunity for all affected contracts and to issue a Request for Proposal (RFP) for janitorial services at the County Administration Center (CAC).

On October 8, 2024 (16), the Board approved amendments that expanded the scope of Board Policy B-74. The amendments added evaluation criteria that consider the health benefits offered by contractors,

including deductible levels and employee premium contributions. The policy now also requires consideration of past wage theft judgments when awarding contracts. Contractors with four or more judgments issued within the past three years by the California Labor Commissioner or the U.S. Department of Labor may be deemed ineligible for award.

The amendments further expanded the definition of landscaping maintenance services to include tree care, tree planting, pruning, and trimming. The scope of services now covers both County facilities and County-maintained properties, including roadway landscaping. To improve workplace safety, the revised policy requires landscape traffic control licensing and tree care standards accreditation.

Labor Peace Agreements
All RFPs for janitorial, landscaping, and security guard services include a requirement for labor peace agreements. Contractors whose employees are represented by a recognized labor organization when the contract starts must have a labor peace agreement with that organization and provide a copy to the County within 90 days of the contract's start date. If employees become represented by a recognized labor organization after the contract begins, the contractor must enter into a labor peace agreement with that organization and provide a copy to the County within 90 days of the representation taking effect.

These labor peace agreements must include provisions for addressing labor disputes and any collective employee activity. At a minimum, contractors must confirm their willingness to comply with the labor peace agreement requirements stated in the RFP. Any contractor responding "No" would be disqualified from consideration.

Establishment of a Wage and Benefits Floor
Under Board Policy B-74, the County established a wage floor that applies to janitorial, landscaping, and security guard service contracts. This wage floor is now built into all new RFPs for these services and has also been added to existing contracts that were amended during implementation.

To set the wage floor, the County completed a benchmarking analysis for Fiscal Year 2023–24. This analysis will be updated every five years using data from the U.S. Bureau of Labor Statistics and comparable jurisdictions with similar service contracts. Between benchmarking cycles, the wage floor incorporates a 2% annual cost-of-living adjustment. In addition to base wages, the wage floor includes minimum standards for benefits such as sick leave, paid leave, and health and welfare coverage.

As part of this process, DPC consulted with procurement colleagues through the California Association of Public Procurement Officials network to gather information on current wage rates for janitorial, landscaping, and security guard contracts. The review showed that wages and hourly rates vary by county, may be influenced by local laws, and that including wage rates in contracts is not a common requirement across public agencies.

Below are the wage and benefits floors for janitorial, landscaping and security guard services through FY 2027-28. A new benchmarking analysis of the wage floor will be conducted in early 2028. The results will establish the wage floor for a five-year period, beginning in Fiscal Year 2028–2029 and continuing through Fiscal Year 2032–2033.

WAGE FLOOR

Service	Hourly Rate			
	FY 2024-2025	FY 2025-2026	FY 2026-2027	FY 2027-2028

Janitorial	$17.41	$17.76	$18.11	$18.48
Landscaping	$18.76	$19.13	$19.52	$19.91
Security Guard	$18.27	$18.63	$19.01	$19.39

BENEFITS FLOOR

Component	Annual Benefit
Health & Welfare	Health, welfare, and other employee benefits with an employer contribution equivalent to at least $2.00 per hour
Sick Leave	State of California minimum
Paid Leave	5 days

As directed by the Board, the County's wage floor includes not only minimum hourly pay but also standards for health and welfare benefits and paid time off. Contractors must either provide the minimum benefits listed in the Benefits Floor table or show how they will offer an equivalent, or stronger, package through additional benefits or higher wages. For health coverage, the $2 per hour rate is based on similar living wage requirements used by other California counties for contractor employees.

Building on these standards, the benefits floor also includes provisions for sick leave and paid time off. Currently, the County's minimum sick leave matches the State of California's requirement. In addition, the wage floor provides five days (40 hours) of paid time off per year. County holidays are also factored in the RFP evaluation. Offerors are asked to describe any pay-related benefits provided to employees that are over and above the wage floor and how you will ensure, where practical, that employees are assigned consistent weekly schedules/hours at consistent work locations.

Reporting on Progress
Since adoption in December 2022, County staff have implemented these standards and provided quarterly progress reports to the Board throughout 2023 and an annual update was submitted in December 2024. This memorandum provides the Board with the annual report on Board Policy B-74 implementation activities.

PROCUREMENT UPDATE

Janitorial Services

The first RFP that incorporated the requirements of Board Policy B-74 was issued in March 2023 for janitorial services at the CAC. The resulting contract was awarded in July 2023 to DMS Facility Inc., a business with an established collective bargaining agreement. This was the first new County contract awarded under the B-74 policy.

At the time Board Policy B-74 was approved, the County had 18 other janitorial contracts in place in addition to the CAC contract. Sixteen of these contracts were managed by the Department of General Services (DGS) and two were managed by the Department of Public Works (DPW). The two DPW contracts, covering janitorial services at County Road Stations in North and East County, were later incorporated into the DGS portfolio.

To reduce barriers to participation, the County reorganized all 18 contracts into five facility operating regions, each aligned with ZIP code areas. This structure allows for consistent contract management and monitoring, while considering facility size and location. The regions are:

- **Region 1 (North):** Vista, San Marcos, Fallbrook, Valley Center, San Pasqual, Oceanside, Encinitas, Cardiff, Rancho Santa Fe, Del Mar, 4S Ranch, North County Regional Center, Escondido
- **Region 2 (Central):** Kearny Mesa, La Mesa, Lemon Grove, San Diego, Hall of Justice, Central Courthouse, North Central Regional Center, Youth Transition Center
- **Region 3 (South):** Chula Vista, Imperial Beach, National City, Bonita, Spring Valley, Otay Mesa, San Diego
- **Region 4 (East):** Alpine, El Cajon, Pine Valley, Campo, Rancho San Diego, Jacumba, Boulevard, Descanso, Potrero, East County Regional Center, Lakeside
- **Region 5 (North Inland):** Santee, Poway, Ramona, Julian, Borrego

The components of Board Policy B-74 have now been incorporated into the janitorial contracts for all facility regions. Additionally, the transition of services across all regions has been completed. The contracts were awarded as follows: Region 1 (North) to Verde Facilities, a minority-owned business; Region 2 (Central) to Nova Commercial, Inc., a woman-owned business; Region 3 (South) and Region 5 (North Inland) to DMS Facility Services, Inc., a business with a represented workforce; and Region 4 (East) to CORE Service, Inc., a small business.

All County janitorial services contracts now incorporate Board Policy B-74. No new procurements for janitorial services are planned for calendar year 2026.

Landscaping Services
The October 8, 2024 (16) revision to Board Policy B-74 extended the policy's application to nine additional landscape maintenance services contracts. Amendments to incorporate the components of Board Policy B-74 into these contracts were completed in December 2024.

When the last memorandum was issued in December 2024, the County was reviewing RFP responses for As-Needed Mowing Services at County Airports. Since then, the County has awarded this contract to Powerland, a business with a collective bargaining agreement with a union. The County has also completed the procurement of landscaping and horticultural services at the County Administration Center Waterfront Park. This contract was awarded to Brightview in July 2025 and the transition of services to this new five-year contract is now complete.

Following the approach used for the janitorial services contracts, the DGS has restructured and realigned three existing landscaping contracts into five contracts organized by operational regions: Region 1 (North), Region 2 (Central), Region 3 (South), Region 4 (East), and Region 5 (North Inland). The upcoming procurement will also integrate landscape maintenance services for County airports within these regional service areas. On November 18, 2025 (8), the Board authorized the competitive solicitation of these services. This upcoming procurement is anticipated to post to BuyNet in late 2025 or early 2026.

In June 2025, the County issued a solicitation for as-needed tree trimming and removal services. This contract is anticipated to be awarded in December 2025. In addition, the County anticipates issuing a solicitation for routine and non-routine landscape and horticulture services at 4S Ranch community in December 2025. In addition, this contract award is anticipated to be awarded in February 2026. Additionally, the County plans to issue a new solicitation for as-needed mowing services for County roads in 2026. Through these procurements, the County is actively implementing the recent changes to Board Policy B-74, ensuring landscaping services meet the updated policy requirements.

Security Services
On February 6, 2024 (2), the Board authorized a competitive solicitation for a new contract for security guard services at County facilities across the region. The contract was awarded to Inter-Con Security Systems, Inc. in November 2024, and the transition of services is complete. This contract consolidates all County security guard service needs into a single agreement that provides coverage for County facilities countywide. The December 2024 memorandum to the Board indicated that a separate procurement would be conducted for security guard services at County airports. Following an assessment of operational requirements, these services have been incorporated into the County's existing contract with Inter-Con Security Systems, Inc. This approach ensures that all County security guard services are administered under a single, consolidated contract for standardization of protocols/training, flexibility to increase or adjust guard assignments based on operational need, as well as consistent communications and reporting.

All County security guard services contracts now incorporate Board Policy B-74. No new procurements for security guard services are planned for calendar years 2025 and 2026.

Ongoing Monitoring and Collaboration
As part of the County's regular contract management process, staff are actively monitoring all janitorial, landscaping, and security services contracts to ensure they continue to meet the requirements of Board Policy B-74 and other contractual obligations. This ongoing work is a normal part of managing service contracts and helps ensure consistent application of policy across departments. DPC will continue to work closely with the Office of Labor Standards and Enforcement (OLSE) and the departments overseeing these contracts to ensure a collaborative approach to support compliance. Through this collaboration, staff monitor a range of requirements, including wage, training, and worker retention, to ensure that contractors maintain the standards set under Board Policy B-74.

KEY UPDATES ON POLICY COMPONENTS

Wage Theft Protections
The County created the Wage Theft Retention Fund Policy to implement the wage theft fund requirement in Board Policy B-74. Under this policy, the County withholds 5% of a contractor's invoiced amount, or up to $100,000, whichever is less, from all janitorial, landscaping, and security guard service contracts. These funds are set aside to cover any unpaid wages owed to employees if a contractor is found to have violated federal, state, or local labor laws.

Training and Education
OLSE has continued to advance the implementation of Board Policy B-74 by delivering annual "Know Your Rights" trainings to contractor and subcontractor employees working under janitorial, landscaping, and security guard services contracts. These trainings are a required component of contracts covered under Board Policy B-74 and are designed to ensure that workers are informed of the role of OLSE, their rights under State, federal, and local law, recent updates to those laws, and the process for filing a complaint with OLSE. The curriculum also incorporates practical guidance intended to strengthen worker awareness of available protections and avenues for redress.

From January 2025 to present, OLSE has conducted eight training sessions, with four additional sessions scheduled, resulting in a total of 12 training events for the year. To date, 375 employees under current contracted janitorial, landscaping, and security services contracts have participated in the annual "Know Your Rights" policy review trainings. These sessions not only fulfill the annual training

requirements of the policy but also provide OLSE with valuable insight into common worker concerns and addressing questions pertaining to standard labor laws and the Board Policy. This feedback is being used to inform future updates to the training curriculum, ensuring that content remains responsive to emerging labor standards and regulatory changes.

These efforts align with the broader intent of Board Policy B-74 to promote fair labor practices, safeguard worker rights, and ensure that County vendors are fully equipped to comply with labor standards. In partnership with DPC and other departments managing covered contracts, OLSE will continue to refine training materials and processes, incorporating lessons learned from monitoring and performance of B-74 requirements to further strengthen County oversight and accountability.

Small-Local Business Participation

County staff are exploring practical strategies to expand opportunities for small and local businesses in contracts subject to Board Policy B-74. These efforts are part of implementing the recently revised Board Policy B-53, Small-Local Business Policy, including considering where the subcontractor participation requirement could be applied in future contracts, to help broaden access to County contracting opportunities. The goal is to strengthen local economic participation while supporting the County's operational and service delivery needs. Options for consideration include identifying where goods or services could be sourced locally, considering ways to include small-local contractors in maintenance or support roles, and exploring partnerships that encourage use of the local workforce. Other possibilities include approaches that make it easier for departments and prime contractors to connect with qualified small-local businesses. DPC will continue to work with the Office of Economic Development and Government Affairs and service departments to identify practical approaches that advance the intent of Board Policy B-74 and support equitable participation in County contracting.

Respectfully,

BRIAN ALBRIGHT
Deputy Chief Administrative Officer

cc: Ebony N. Shelton, Chief Administrative Officer
Caroline Smith, Assistant Chief Administrative Officer
Andrew Strong, Deputy Chief Administrative Officer, Public Safety Group
Dahvia Lynch, Deputy Chief Administrative Officer, Land Use and Environment Group
Dr. Elizabeth Hernandez, Interim Deputy Chief Administrative Officer, Health and Human Services Agency
Allen Hunsberger, Director, Department of Purchasing and Contracting
Marko Medved, Director, Department of General Services
Branden Butler, Director, Office of Ethics, Compliance, and Labor Standards
Marisa Barrie, Director, Department of Public Works
Matthew Parr, Director, Economic Development and Governmental Affairs
Shiri Hoffman, Chief Deputy County Counsel, Office of County Counsel
Board Communications Received

HEALTH AND HUMAN SERVICES AGENCY
ELIZABETH A. HERNANDEZ, Ph.D.
INTERIM DEPUTY CHIEF
ADMINISTRATIVE OFFICER
1600 PACIFIC HIGHWAY, ROOM 206, SAN DIEGO, CALIFORNIA 92101-2417
(619) 515-6555
PATTY KAY DANON
CHIEF OPERATIONS OFFICER

December 19, 2025

TO: Supervisor Terra Lawson-Remer, Chair
Supervisor Monica Montgomery Steppe, Vice Chair
Supervisor Paloma Aguirre, Chair Pro Tem
Supervisor Joel Anderson
Supervisor Jim Desmond

FROM: Elizabeth Hernandez, Ph. D., Interim Deputy Chief Administrative Officer
Health and Human Services Agency

UPDATE ON PRELIMINARY FEASIBILITY RESULTS TO EXPLORE OPTIONS FOR ESTABLISHING A SAFETY NET BRIDGE PROGRAM TO ADDRESS ANTICIPATED GAPS IN SERVICES FOR RESIDENTS DISENROLLED FROM BENEFIT PROGRAMS

On November 4, 2025 (12), the San Diego County Board of Supervisors (Board) directed the Chief Administrative Officer to explore opportunities to establish a Safety Net Bridge program that would provide no-cost primary care medical services co-located with social services, same-day access to prescription medication free-of-charge, and same-day access to fresh food to address anticipated gaps in services due to barriers created by shifts in federal policy. As part of this action, the Board directed a report back with preliminary feasibility results of a Safety Net Bridge program within 45 days, to include:

- an analysis of the one-time and ongoing costs and proposed funding source(s) needed to implement those recommendations, and
- an analysis of how the County of San Diego (County) can collect and analyze data on who accesses the Safety Net Bridge services.

In response, County staff are working in partnership with the Board office that initiated this action to assess potential gaps in service as a result of changes to eligibility programs, map out the current landscape and existing resources for providing the requested services, and generate options for the Board's consideration to prepare for the potential impacts of residents losing access to food assistance and primary care services.

Due to the complexity of analysis and need for active engagement of healthcare community and service agencies, County staff will provide the report back with the preliminary feasibility results and options to implement a Safety Net Bridge program in January 2026. Following the report back,

County staff plan to return to the Board in March 2026 with an action plan including one-time, ongoing costs and proposed funding source(s) necessary to implement the proposed options.

If you have any questions or need additional information regarding this memorandum, please contact Jamie Beam, via email Jamie.Beam@sdcounty.ca.gov or phone at (858) 229-3724.

Respectfully,

Elizabeth Hernandez PhD

ELIZABETH A. HERNANDEZ, Ph.D.
Interim Deputy Chief Administrative Officer
Health and Human Services Agency

c: Ebony N. Shelton, Chief Administrative Officer
Caroline Smith, Assistant Chief Administrative Officer
Andrew Potter, Clerk of the Board of Supervisors

OFFICE OF EQUITY AND RACIAL JUSTICE
1600 PACIFIC HIGHWAY, ROOM 352, SAN DIEGO, CALIFORNIA 92101
(619) 531-5505

TARYELL SIMMONS
DIRECTOR

December 15, 2025

TO:

Supervisor Terra Lawson-Remer, Chair
Supervisor Monica Montgomery Steppe, Vice Chair
Supervisor Paloma Aguirre, Chair Pro Term
Supervisor Joel Anderson
Supervisor Jim Desmond

FROM: Taryell Simmons, Director, Office of Equity and Racial Justice

EQUITY IMPACT GRANT PROGRAM 2025 UPDATE

On August 30, 2022 (9), the Board of Supervisors (Board) authorized the procurement of a contract to co-design and implement an Equity Impact Grant (EIG) program within the Office of Equity and Racial Justice (OERJ). The EIG program was created to address community feedback regarding the funding barriers that are faced by small, grassroots community-based organizations, preventing them from driving solutions and expanding their impact in historically underserved communities. To begin addressing this feedback, the Board approved a $2 million investment to support 20 local nonprofits through general operating grants of $100,000 each, distributed across two cycles of 10 organizations. In partnership with the Nonprofit Institute at the University of San Diego (NPI), the EIG program also provides participating organizations with capacity-building training and individualized coaching.

On December 12, 2024, the Board received a memo with an update summarizing the first year of program implementation, including program design, eligibility criteria, application process, and expected outcomes. This memo provides the Board with a 2025 program update, outlining recent milestones, outcomes and next steps.

Cohort One Updates

The first 10 grantee organizations (Cohort I) successfully completed their one-year capacity-building journey through the EIG program during May of 2025. During the culminating event, grantees shared powerful stories of growth, highlighting how the program has strengthened not only their organizations and the communities they empower, but also their own leadership and wellbeing.

Overall, the EIG program significantly enhanced participants' skills in communicating their organization's vision and impact, strengthened leadership and wellness practices, and improved confidence in managing grants and operations. Common outcomes among Cohort I include expanded programs and services, increased staff capacity, acquisition of dedicated space for service delivery, strategic planning and fund development, and establishment of new partnerships across nonprofit and government sectors.

Several grantee organizations have secured new funding since completing the program. Most notably, Paddle for Peace and First Gen Scholars, were recently awarded the 2025 Alliance Healthcare Foundation Innovation Initiative (I2) $1 Million Challenge Grant. Together, these awards represent an additional $2 million in leveraged funds that further amplify the impact of the EIG program.

An impact report highlighting the story and outcomes from Cohort I is attached for your review (Attachment A).

Cohort Two Updates

The second cohort (Cohort II) of the EIG program launched in January 2025 with 10 additional community-based organizations. Program components, including capacity building workshops, and shared learning sessions, were refined based on lessons from Cohort I and the specific needs of Cohort II.

Storytelling served as a central strategy to strengthen core capacity areas such as fund development, financial management, infrastructure, board governance, and communications. Grantees learned to articulate and expand their organizational narratives through a three-act structure:

- Act 1 – the set-up: their origin story
- Act 2 – the build: surfacing tensions, uncovering challenges and tools, organizing with purpose
- Act 3 – the payoff: vision realized and progress achieved

This approach was further grounded in the *Mycelium Hypothesis* designed by Dr. Zachary Gabriel Green to describe the way in which the nonprofit ecosystem is connected and mutually supportive but also has distinct stages of development. Together, these frameworks highlight the ecology of change–moment, momentum, movement and mobilization–and helped Cohort II gain clearer understanding of their organizational story across past, present and future.

In support of the County of San Diego's (County) Economic Prosperity through Innovative Contracting Initiative, shared learning sessions expanded to include presentations from the County's Office of Economic Development and Government Affairs and the Department of Purchasing and Contracting. As established partners, OERJ will ensure continued connection and support to County opportunities are available for small businesses and nonprofits, helping participants build sustainable partnerships and expand their impact. To sustain this momentum, OERJ will maintain communication with grantees and applicants to share contracting and funding opportunities, training, networking events, and strategic collaboration pathways.

Cohort II completed their one-year journey in November of 2025. Early outcomes mirror those of Cohort I and include expanded technical and nonprofit leadership skills, increased staff capacity, new technology and training for staff and volunteers, acquisition of dedicated space for service delivery, new partnerships and service contracts, and strengthened fund development efforts.

State Recognition
In December 2024, the EIG program received the 2024 California State Association of Counties (CSAC) Challenge Award. This award recognizes innovative and effective county programs that improve services for residents. The EIG program was one of the only two County programs selected from more than 400 entries statewide.

Next Steps
OERJ will provide a final update to the Board with overall results, a co-creation journey, and plan for continued connection and support to EIG program's community in early 2026 which will include the comprehensive evaluation report on EIG program impact provided by NPI.

If you have any questions or concerns, please contact OERJ's Director, Taryell Simmons, at (858) 518-6773 or Taryell.Simmons@sdcounty.ca.gov.

Respectfully,

TAYRELL SIMMONS,
Director, Office of Equity and Racial Justice

Attachment A – EIG program Cohort One Impact Report

cc: Ebony N. Shelton, Chief Administrative Officer
Caroline Smith, Assistant Chief Administrative Officer
Brian Albright, Deputy Chief Administrative Officer, Finance and General Government Group
Elizabeth Hernandez, Interim Deputy Chief Administrative Officer, Health and Human Services Agency
Dahvia Lynch, Deputy Chief Administrative Officer, Land Use and Environment Group
Andrew Strong, Deputy Chief Administrative Officer, Public Safety Group
Steve Lockett, Deputy Director, Economic Development & Prosperity, Office of Economic Development and Government Affairs
Board of Supervisors Communications Received

EQUITY IMPACT GRANT PROGRAM

Cohort One Impact report

Fiscal Year 2024-2025

The Equity Impact Grant (EIG) Program:

- An award-winning program created by the County of San Diego's Office of Equity and Racial Justice in partnership with University of San Diego's Nonprofit Institute (NPI).
- Provided $100,000 each in general operating grants to 10 local nonprofits in 2024 (Cohort One) and another 10 in 2025. Results are pending for Cohort Two.
- Created in response to community feedback that grassroots and small community-rooted organizations often face barriers in securing funding, preventing them from expanding their impact in historically underserved communities.
- Through NPI, grantees also received tailored coaching, peer learning and organizational and leadership development training designed to extend their impact and sustainability.



EQUITY IMPACT GRANT PROGRAM

Cohort One Impact report

Fiscal Year 2024-2025

325

Equity Impact Grant Program Applications:

As a pilot program, the first EIG program cohort received 325 applications, highlighting the need for this type of support. Nineteen organizations advanced to the final review, and 10 were awarded grants.

Cohort One Grantees:

- Building Justice (HoMEwork)
- First Gen Scholars
- Free Thought Revolution
- Garden 31
- Inner-Tribal Treatment
- Lived Experiences
- Majdal Arab Community Center of San Diego
- Paddle for Peace
- San Diego Black Pride
- San Diego Community Birthing Center

EQUITY IMPACT GRANT PROGRAM

Cohort One Impact report

Fiscal Year 2024-2025

Top Five Focus Areas:

- Grantees advanced work across all eight EIG program social and racial justice focus areas, with many addressing multiple areas:
  - Education
  - Civic engagement & movement building
  - Arts, media & culture
  - Housing, community development & mobility
  - Public safety & restorative justice
  - Health & healing
  - Financial literacy & economic development
  - Food systems & environmental justice
- Their top five focus areas are displayed on the right.

Note: Number in parentheses indicate Cohort One grantee organizations.

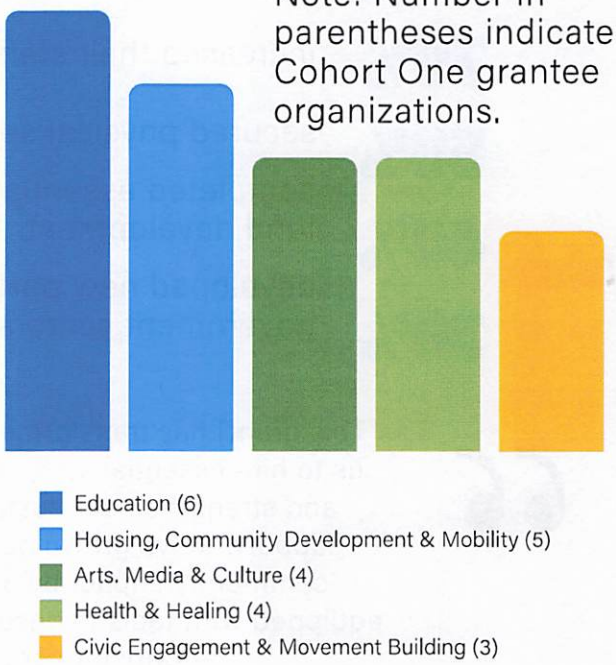

Regions Served by Grantees:

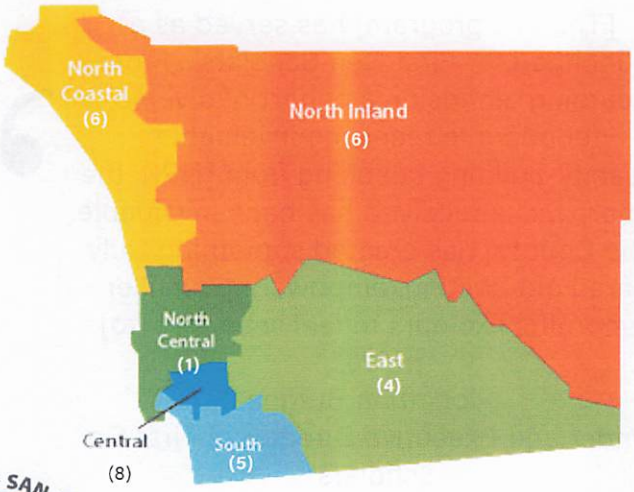

- Cohort One served communities countywide, with several reaching across multiple San Diego regions:
  - North Coastal
  - North Inland
  - North Central
  - Central
  - East
  - South
- Central and North County regions are served the most by Cohort One grantees.

EQUITY IMPACT GRANT PROGRAM

Cohort One Impact report

Fiscal Year 2024-2025

Through the EIG Program, Cohort One Grantees:

80% expanded their programs and services.

70% increased their staff capacity.

50% secured physical space to provide their services.

40% completed essential strategic planning and advanced fund development.

30% developed new partnerships in the non-profit and government sectors.

"[This grant] has transformed Garden 31, allowing us to hire essential staff, expand our programs, and strengthen our sustainability. With this support, we've grown our network, boosted community impact by 300%, and are now equipped with tools to ensure long-term success.
—Christopher Burroughs,
Executive Director of Garden 31



[The EIG program] has served as a launchpad for First Gen Scholars... From learning alongside a cohort of diverse founders to receiving invaluable capacity-building coaching from [NPI], the support we've received has been invaluable. [The County] has created something truly paradigm-shifting, empowering smaller nonprofits like ours to feel seen and [to] thrive."
—Jonathan Burgos,
Founder and Executive Director of First Gen Scholars

COUNTY OF SAN DIEGO
EQUITY & RACIAL JUSTICE

University of San Diego
SCHOOL OF LEADERSHIP AND EDUCATION SCIENCES
The Nonprofit Institute

San Diego County Probation Department

Post Office Box 23597 • San Diego, California 92193-3597
www.sandiegocounty.gov/probation

Tamika Nelson, Chief Probation Officer

MEMORANDUM

December 19, 2025

TO: Supervisor Terra Lawson-Remer, Chair
Supervisor Monica Montgomery Steppe, Vice Chair
Supervisor Paloma Aguirre, Chair Pro Tem
Supervisor Joel Anderson
Supervisor Jim Desmond

FROM: Tamika Nelson, Chief Probation Officer
Probation Department

PROBATION DEPARTMENT OVERTIME AND SHIFT CHANGE OPTIONS

On September 30, 2025 (18), the San Diego County Board of Supervisors (Board) directed an analysis, in collaboration with the Probation Officers Association (POA), of solutions to the overtime challenge in the Probation Department (Probation). The analysis was to include both scheduling uncertainty and overtime levels, utilizing 8-hour vs 12-hour shifts; consulting best practices, particularly for those who work in institutions 24/7; as well as any impacts, positive and negative, on overtime, including fiscal impacts. As part of this action, the Board directed staff to report back within 90 days with an analysis that considers improving employee well-being while maintaining critical relationships between staff and the clients we serve.

In alignment with the Board's 90-day directive, this memorandum provides an initial response based on the data, stakeholder input, and analysis currently available. It reflects ongoing collaboration with labor partners, the Council of Juvenile Justice Administrators (CJJA), and County finance staff. Given the complexity of these issues and a pending staffing assessment by CJJA, Probation anticipates returning to the Board in early 2026 with an additional report that incorporates CJJA's findings, refined fiscal modeling, and specific, sustainable staffing and scheduling options that promote operational effectiveness, employee wellness, and positive youth outcomes.

This memorandum also provides background on Probation's shift schedule history and overtime trends as well as an update on the analysis underway to support the development of data-driven, sustainable approaches to reduce overtime while maintaining safe, well-staffed youth facilities and strengthening staff wellness. It describes the collaborative approach guiding this effort, identifies key overtime drivers, reviews shift schedule options, provides fiscal and staffing considerations, and summarizes next steps.

COLLABORATIVE APPROACH

Building on this initial response, the work is being carried out through a coordinated effort among Probation, labor associations including the San Diego County POA and the Supervising Probation Officers Association (SPOA), CJJA, and County finance partners to build a shared, data-informed understanding of current staffing, scheduling, and overtime needs. The forthcoming CJJA staffing assessment and ongoing County finance analyses will provide further input, while continued labor engagement ensures officer perspectives are considered throughout the process. These collaborative efforts will inform future staffing and scheduling strategies once the full set of analyses is complete. Any potential changes to scheduling or workforce practices will follow the meet and confer process.

In parallel with this analysis, Probation continues to strengthen and support staff wellness for officers, including providing guided mindfulness resources, peer-support opportunities, wellness-focused trainings and events, and a dedicated wellness app offering additional tools to support employee well-being.

Labor Engagement and Collaboration: Probation continues active engagement with the POA and the SPOA to collaboratively address overtime challenges, scheduling preferences, and strategies to improve officer wellness. Early meetings occurred semi-weekly for this initiative and, beginning mid-November, transitioned to a weekly schedule, in addition to the regular monthly labor-management sessions. These discussions focused on shift schedules and re-evaluating staffing levels to operate both youth facilities. The POA has expressed a preference for re-implementing a 12-hour schedule in some capacity to allow for an additional option for work-life balance. They have also emphasized interest in improving schedule predictability, including more consistent access to weekends off, which they view as an important component of overall well-being. While not independently making these requests, the SPOA indicated to Probation leadership that they support the POA's position. Probation continues to engage in ongoing discussions with the Associations to improve job satisfaction and invest in professional development opportunities.

CJJA Staffing Analysis: As authorized by the Board, Probation contracted with the CJJA to complete an independent assessment focused on staffing, scheduling, and coverage needs within its youth facilities.

CJJA was engaged to build upon the earlier workload study conducted by Veterans United Solutions to provide a data-informed analysis of staffing needs specific to the youth facilities, including the number of staff required to maintain safe and compliant operations and the shift relief factor needed to account for various types of leave, modified duty, training, and absences. The analysis draws on the National Institute of Corrections (NIC) staffing methodology, adapted for youth facilities, and incorporates federal Prison Rape Elimination Act (PREA) standards for minimum staff to youth ratios of 1:8 during waking hours and 1:16 during non-waking hours. CJJA's recommendations are intended to account for variations in facility design, youth population, and operational requirements.

CJJA is currently finalizing its staffing analysis, which is expected to be completed and shared with Probation staff by January 2026. Staff will be reviewing CJJA's recommendations to further inform and support ongoing staffing, scheduling, and fiscal modeling efforts underway with County finance partners and labor associations.

County Finance Partner Support: County finance partners, in consultation with human resources partners, are providing additional research and analytical support to recommend overtime reduction strategies and staffing model adjustments that are data-driven and sustainable. This includes review of leave patterns,

injury management, and modified-duty assignments that affect staffing availability, as well as analysis of systemic overtime drivers, long-term leave, restricted-duty coverage, and cost-tracking improvements. This support also includes an evaluation of potential budget implications once the final shift model is identified, taking into account a comprehensive review of all positions within Probation. These coordinated efforts will help align operational, fiscal, and workforce considerations and will continue through implementation of the final recommendations where feasible. To date, this partnership support includes reviewing currently budgeted positions for efficiency and potential movements, overtime analyses, and leave and restricted duty processes. The collaboration with County finance will build upon earlier scheduling and analysis work dating back to 2017–2018 that addressed staff fatigue, clarified post structures (meaning the fixed assignments, such as housing units, that must be staffed at all times), and supported recruitment and retention efforts.

OPERATIONAL CONTEXT FOR YOUTH FACILITIES

Operational Complexity: Guided by a series of Board-supported reforms, participation in the Youth in Custody Practice Model (YICPM), and implementation of state legislation, juvenile justice system reform efforts enacted over the past ten years have sought to avoid placing youth in custody unless there is a public safety risk and/or a legal requirement to do so. This focus has contributed to a 14 percent decrease in Probation's average daily population when comparing November 2024 to October 2025, equating to 41 fewer youth in custody. At the same time, the population of youth housed in the Youth Development Academy (YDA), which serves youth realigned from the former California Department of Corrections and Rehabilitation - Division of Juvenile Justice (DJJ), has remained steady with the result being that their share of the population increased from 27 percent in November 2024 to 32 percent in October 2025. This population stays with Probation for up to seven years and potentially through age 24. Some of these youth may present with higher behavioral health, therapeutic, and/or security needs which can require more intensive staffing due to the severity of their offenses and increased engagement to address their higher needs.

Additional background on the operational complexities of 24/7 coverage, training and staffing requirements, inherent overtime factors, and an overview of prior reforms related to juvenile justice is available in **Appendix A: Youth Facility Operations, 24/7 Coverage Context, and Juvenile Justice System Reform**.

Shift Structure History: Probation has operated under both 8-hour and 12-hour shift structures. Probation first transitioned from an 8-hour to a 12-hour shift structure in 2019 to streamline scheduling and improve coverage reliability. Ultimately, Probation reached an agreement with the Associations to return to the 8-hour shift structure in June 2024, which included maintaining the 84 hours per two-week pay period staff received on the 12-hour schedule.

The change back to the 8-hour shift structure in June 2024 aligned with the Chief Probation Officer's vision to elevate the role of sworn staff working within youth facilities by merging classification structures and redefining expectations for staff in direct-care positions to align with YICPM and further support modern approaches to juvenile rehabilitation and care. This shift structure also supported the ability to budget and operationalize the transition to a single classification model. The updated model emphasized rehabilitation-focused engagement, accountability, and consistent officer-youth engagement, while expanding professional development opportunities and supporting Probation's treatment-oriented approach.

Taken together, these operational dynamics and past shift-structure changes set important context for current staffing needs and constraints. Recent classification updates and improved recruitment have helped reduce reliance on mandatory overtime. These changes provide the foundation for continued evaluation of overtime drivers and shift structure options.

OVERTIME TRENDS AND DRIVERS IN YOUTH FACILITIES

Current Overtime Landscape: Overtime for Probation's 24-hour youth facilities continues to present one of the most significant operational and fiscal challenges. To support more effective oversight, Probation developed a department-wide overtime dashboard in August 2024 that tracks and compares overtime trends across all divisions. This management tool captures total overtime hours worked, the number of employees reporting overtime, and the types of overtime incurred, including holiday, non-holiday, and task-specific categories. Probation uses this data to identify and address key operational pressures that can result in staff overtime. As of the end of Fiscal Year 2024-25, overall probation officer overtime hours declined by 21 percent compared to the prior fiscal year, reflecting gains in staffing and institutional coverage. For youth facilities, probation officer overtime hours declined by 25 percent during that same timeframe.

At both youth facilities, overtime hours over the past 12 months have generally broken down as follows: approximately 50 percent voluntary shift coverage, 20 percent mandatory shift coverage, 20 percent holiday overtime, and approximately 10 percent for overtime related to special projects, court appearances, investigations, and other activities. Overtime data also shows that nearly half of all overtime hours over the past year were worked in increments of one shift or less per pay period, and more than three-quarters were worked in increments of no more than two shifts. Only a small group of staff regularly worked three or more overtime shifts in a pay period, with the majority of those hours worked on a voluntary basis.

While some level of overtime is expected in continuous-coverage environments, including the requirement that County holiday pay be counted as overtime, overall usage has remained elevated in recent years. Despite relatively low vacancy rates, with approximately 95 percent of positions filled between both youth facilities, not all officers who are assigned to work in the facilities are available to staff posts each day. Overtime is driven by several factors, including modified and restricted duty, sick leave, training-related coverage, specialized care, and other operational complexities that increase the need for shift coverage. Currently, compliance with Title 15 and PREA staffing standards further limits Probation's ability to reassign posts to non-sworn personnel.

Modified/Restricted Duty and Long-Term Leave: A major contributor to overtime is the number of staff who are unavailable to work their assigned facility posts due to modified or restricted duty or long-term leave (including Family Medical Leave, extended medical leave, and administrative leave such as internal investigations). These absences do not appear as their own overtime percentage because the impact is spread across other overtime categories. When fewer officers are available overall, the remaining staff must cover more posts, which increases overtime in sick-leave coverage, training-related coverage, and other areas.

Over the past year, the two youth facilities combined have had between 31 and 50 Deputy Probation Officers (DPOs) unavailable each month, out of the current 350 budgeted to youth facility operations. This means approximately 9 to 14 percent were unavailable in any given month, creating sustained

pressure on coverage. As of December 2025, about 60 percent of those unavailable DPOs were unable to work in the facilities due to workers' compensation-related illness or injury.

In October 2025, 47 DPOs fell into this category, with 22 on modified/restricted duty and 25 on long-term leave. This resulted in an estimated 470 shifts per two-week pay period that had to be backfilled through overtime. Based on the average base salary for a DPO, the additional cost to maintain coverage for these posts was estimated at approximately $250,000 per pay period, making this one of the most significant and sustained cost drivers within youth facility operations.

Sick Leave: Sick-leave coverage is a significant overtime driver. Over the past 12 months, sick-leave coverage has accounted for roughly 30 percent of all overtime hours, and within this category, about 80 percent of hours are voluntary and 20 percent are mandatory. To help mitigate sick leave, Probation continues to provide wellness tools and resources with a goal of supporting overall staff health.

Training-Related Coverage: Training-related coverage also accounts for a significant portion of overtime across both facilities, representing approximately 30 percent of total overtime in the past 12 months. These hours reflect mandated State training requirements for new probation officers during the on-boarding process, which were higher than normal as Probation worked to fill record vacancy rates. Also included in the training-related coverage is the annual training requirement for all sworn staff. In addition, Probation conducted broadscale training on the Mandt System, which provides evidence-based techniques for conflict resolution and trauma-informed de-escalation training for sworn staff to prevent violence in the workplace. These efforts are ongoing as part of the County's broader two-year initiative to eliminate the use of Oleoresin Capsicum (OC) spray and reduce both use of force and room confinement.

Specialized Monitoring: Operational coverage needs based on emerging situations such as suicide prevention, medical isolation, and other Juvenile Court ordered specialized monitoring require dedicated officers at all times to ensure safety and security of youth. These types of situations have become part of the daily operational realities of running secure youth facilities and increase overtime because the current staffing structure does not include staff for these posts.

Need for an Updated Staffing Model: Taken together, these factors highlight the urgent need for an updated staffing model based on current data and best practices that accurately reflects the coverage required to operate two secure, treatment-oriented facilities around the clock. A central part of this work includes evaluating the shift relief factor to ensure it appropriately accounts for leave, training, and other time staff are unavailable for facility coverage. This work will be informed by the staffing assessment provided by CJJA and by ongoing internal fiscal and workforce reviews as part of the collaborative efforts with the associations and other stakeholders.

REVIEW OF SHIFT SCHEDULE OPTIONS

Summary of 24/7 Shift Models: In response to the Board's direction to evaluate solutions to the overtime challenge, including the use of shift schedule options and their potential operational and fiscal impacts, this section provides a brief summary of research on shift structures commonly used in 24/7 operations. It draws primarily from law enforcement patrol and health care settings, combined with standard staffing principles used in continuous-coverage environments (such as those outlined in the NIC guidance). While empirical schedule comparisons in youth detention facilities are limited, these sources provide broadly applicable insights into staffing patterns, relief factor requirements, and operational considerations in continuous-coverage environments.

At a high level, 8-, 10-, and 12-hour schedules each present tradeoffs in staffing requirements, overtime effects, fatigue and safety impacts, and work–life balance. Twelve-hour schedules generally require higher shift relief factors and more FTEs, can reduce commuting time, increase consecutive days off, and increase schedule consistency, but may also increase fatigue and safety risks; eight-hour schedules use fewer FTEs and a lower shift relief factor but increase commuting time, reduce consecutive days off, and reduce scheduling consistency; and 10-hour schedules can offer four-day workweeks but require complex rotation design to meet 24/7 coverage needs and the unique scheduling required for a youth facility. Hybrid models that blend 8- and 12-hour shifts will also be reviewed as part of the analysis; however, these approaches can be more complex to operationalize and will require further evaluation to determine feasibility and potential model options. A more detailed comparison of schedule models is provided in **Appendix B – Shift Models in 24/7 Operations.**

These comparisons are intended to inform, rather than predetermine, local scheduling decisions. In practice, outcomes can vary depending on local staffing levels, facility design, rotation design, and available relief coverage. Any shift change decisions should be aligned with ongoing efforts to phase out OC spray and reduce the use of room confinement, both of which may require additional staffing coverage. Across all schedule types, effective 24/7 operations depend on the availability of relief staff to cover regular leave, required trainings, and specialized supervision posts. Ensuring adequate shift-relief coverage, not the shift length itself, is the key factor influencing overtime and staffing requirements.

FISCAL AND STAFFING CONSIDERATIONS

Once Probation receives the CJJA staffing report in January 2026, staff will draw on their analysis of the report and collaboration with County partners to provide updates to the Board, particularly as they relate to recommended staffing levels based on the shift relief factor. Additional fiscal modeling and verification are underway in coordination with County finance partners.

While the forthcoming staffing analysis will clarify resource needs under different shift options, it is also being conducted within the context of the County's overall financial and budget constraints. Any staffing or schedule adjustments must balance compliance and operational safety with fiscal sustainability and long-term workforce stability. Staff anticipate that even small staffing adjustments would carry notable cost and implementation impacts, and require significant time for recruitment, onboarding, and training. At current salary and benefit levels, each increment of 25 DPO positions equates to roughly $4.0 million annually (approximately $160,000 per position) and may require about five to eight months to recruit, onboard, and train.

To put this in further context, based on preliminary internal modeling, if Probation were to reinstate the prior 12-hour schedule using the previously applied shift relief factor, it would likely require approximately 72 additional Deputy Probation Officer positions at an associated ongoing annual cost of about $11.5 million. These estimates are provided to illustrate the potential magnitude of change and will be revisited once CJJA's updated shift-relief and staffing recommendations are available.

While a reduction in overtime costs may be realized through improved scheduling efficiency and coverage modeling, some level of overtime will remain inherent to 24/7 facility operations. Unplanned absences, County holiday coverage, emergency watches, novel court orders, and/or hospital transports can occur at any time, and maintaining continuous supervision of youth requires consistent flexibility in staffing. The

goal of this analysis will therefore be to reduce avoidable or structural overtime while ensuring compliance, safety, and staff wellness.

NEXT STEPS

Probation will continue collaborating with County finance partners and labor associations to finalize analyses and develop strategies that address the root causes of youth facility overtime. The Department will consider findings from the forthcoming CJJA staffing assessment to update shift relief factor assumptions, staffing requirements, and schedule modeling.

In early 2026, Probation expects to report back to the Board summarizing its findings, fiscal analysis, and a potential decision path related to shift schedule options and overtime solutions. The report will reflect collaboration with labor associations and alignment with departmental and County budget priorities. As noted earlier in this memorandum, preliminary estimates indicate that implementing revised shift schedules would require additional staffing and associated ongoing funding, and these projections will be further refined as fiscal modeling and labor discussions continue. This work will be aligned with ongoing Probation initiatives, including the two-year plan to eliminate OC spray and reduce use of force and room confinement, recognizing that these reforms may influence staffing, training, and program design.

A key focus will be the review and management of modified or restricted duty assignments, which represent a significant and sustained driver of overtime. County finance partners, in consultation with human resources partners, are assisting in evaluating policies, placement practices, and transitional return-to-duty procedures to ensure consistency, fairness, and operational feasibility. This work will also assess whether additional temporary or light-duty alternatives could help maintain staffing coverage within facilities while supporting employee well-being, recovery, and retention.

If you have any questions, please contact Matthew Strickland, Deputy Chief Probation Officer, Probation Department, at (858) 514-3149 or via email at matthew.strickland@sdcounty.ca.gov.

Respectfully,

Tamika Nelson
Chief Probation Officer
Probation Department

CC: Ebony N. Shelton, Chief Administrative Officer
Caroline Smith, Assistant Chief Administrative Officer
Andrew Strong, Deputy Chief Administrative Officer, Public Safety Group
Amy Thompson, Acting Chief Financial Officer
Susan Brazeau, Director, Department of Human Resources
Andrew Potter, Clerk of the Board

APPENDICES

Appendix A: Youth Facility Operations, 24/7 Coverage Context, and Juvenile Justice System Reform

Appendix B: Shift Models in 24/7 Operations

Appendix A –Youth Facility Operations, 24/7 Coverage Context, and Juvenile Justice System Reform

Youth Facility Operations and 24/7 Coverage

This section provides background on the operational realities, staffing requirements, and safety obligations of youth facilities. It explains why staffing demands remain high even when facilities appear "fully staffed," and why some level of overtime is inherent to continuous 24/7 operations.

Operational and Safety Considerations

- The safety of youth, staff, and the public is the primary consideration for staffing youth facilities.
- Youth facilities must maintain appropriate staff-to-youth ratios in compliance with Title 15 and, where feasible, align with the more rigorous federal PREA standards.
    - Under current Title 15 (state) requirements: approximately 1:10 during waking hours and 1:30 during sleeping hours.
    - Under PREA (federal) standards: 1:8 during waking hours and 1:16 during sleeping hours.
- At this time, these ratios must be met using sworn probation officers, as non-sworn positions are not currently permitted to count toward required staff-to-youth supervision ratios.
- While the Department meets PREA-aligned staffing ratios across living units, meeting these ratios can be particularly challenging during school hours, as classrooms must also be staffed with sworn probation officers rather than non-sworn education or support staff.
- Youth facilities must balance public safety and rehabilitation priorities through structured programming, supervision, and care.
- *Note: Board of State and Community Corrections (BSCC) is currently considering updates to Title 15 that may formally adopt PREA ratios as the statewide standard and is also evaluating whether certain trained credible messengers or staff from community-based organizations could count toward required ratios under defined conditions. These discussions are ongoing and not yet finalized.*

Understanding 24/7 Coverage

- Youth facilities never close; housing units, safety monitoring areas, and essential support posts must be staffed 24 hours a day, 7 days a week.
- It is currently estimated to take 1.7 officers to provide continuous 24/7 coverage for a single 8-hour post year-round. This figure, known as the shift relief factor, is a multiplier that reflects the total number of staff needed to keep a post covered around the clock for the full year. A "post" refers to a fixed staff assignment, such as a housing unit, that must be staffed at all times. The number of posts in each facility is determined by the size and design of a facility and the staff-to-youth ratio. One officer cannot cover a post every day because of regular days off, holidays, training, and various types of leave.

  Note: CJJA is currently assessing whether the 1.7 shift relief factor remains appropriate; their final report may include a recommended adjustment.
- The shift relief factor accounts for training, and various types of leave, ensuring every post remains fully staffed even when employees are off duty, 365 days of the year, including holidays which

are considered overtime to the County since staff are paid at time and a half. If weekends are part of someone's normal work schedule it is calculated as straight time.

Special Coverage Requirements

- Suicide prevention and medical isolation watches require at least two officers per youth (one for direct observation and one for relief) which create additional 24/7 posts that cannot be deferred and are not separately budgeted, requiring coverage through overtime or reassignment.
- These mandatory posts can increase suddenly, contributing to spikes in overtime and workload intensity.
- Non-scheduled transportation to the hospital and supervision during hospital stays add further coverage requirements that pull staff from line posts.

Training Requirements and Reform-Related Coverage

- Sworn staff are subject to State-mandated training standards through the BSCC Standards in Training for Corrections (STC) program. Based on BSCC STC and Department requirements, new probation officers assigned to the facilities must complete a minimum of 220.5 hours of core training within the first year and field officers must complete 317 hours of core training. On an annual basis, sworn staff in the facilities are required to complete 24 hours of training and field staff must complete 40 hours.
- In addition to these State requirements, the Department has implemented ongoing Mandt and trauma-informed de-escalation training to support a treatment-oriented approach and reduce reliance on force. These efforts are central to the County's two-year initiative to phase out OC spray and reduce both use of force and room confinement, but they require additional backfill coverage and contribute to training-related overtime.

Fiscal and Workforce Factors

- The Department is operating within fixed fiscal resources while service demands and staffing costs continue to increase.
- Expenditures need to be managed in the face of mandatory coverage needs for holidays, training, and unforeseen absences, which cannot be deferred.
- The Department continues to focus on recruiting and retaining qualified officers while mitigating the effects of injuries, restricted-duty assignments, and vacancies.
- Changes in youth population profiles, facility layouts, and behavioral health needs continue to affect post requirements and supervision intensity within the facilities.

Shifts in the Correctional Environment

- Since Senate Bill 823 (2020) transferred responsibility for youth from State DJJ to local custody, there has been an increase in the proportion of older youth with serious or violent offenses (e.g., homicide).
- There has been an increase in specialized treatment needs for high-risk populations, including youth with sexual offenses or behavioral health conditions.
- Fluctuations in average daily population (ADP) require adaptive staffing and programming models.

- Statewide justice reforms continue to impact detention practices, behavior management, and length of stay.
- Facility design, construction changes, and updates to security systems have impacted coverage and post requirements.

Operational and Policy Drivers

- Labor agreements, state and federal mandates, and oversight expectations shape scheduling flexibility.
- Policy initiatives such as the two-year plan to phase out OC spray and reduce use of force and room confinement will also increase staffing needs to support increases in therapeutic approaches.

Why Some Overtime Will Always Exist

- Even with optimized staffing and relief factors, overtime remains an operational reality in 24/7 facilities.
- Currently, holidays must be covered as overtime. In addition, unplanned absences, emergency watches, novel court orders, and/or hospital transports can arise at any hour. The goal is to manage overtime strategically, not to eliminate it entirely.

Chronology of Juvenile Justice Reform Efforts in San Diego County

This section summarizes key state laws, Board actions, and practice changes that have shaped the Department's current juvenile justice operations. Together, these reforms have reduced overall use of custody while shifting to a smaller, higher-needs population in care, which in turn affects youth facility operations and 24/7 staffing needs.

- **2016–2017 - Foundational Commitments to Reform:** The Board approved participation in the YICPM initiative in 2016, positioning San Diego as one of only three national demonstration sites. This enabled trauma-informed staff training (T4), expanded Alternatives to Detention (ATD) programming, and planning for the Youth Transition Campus (YTC), a rehabilitative facility grounded in YICPM principles.
- **2018–2019 - Operational Shifts and Infrastructure Investments:** The Board authorized development of community-based Achievement Centers and investments in facility life, including a shift to fresh, onsite meals and direct youth feedback on services. Probation implemented procedure changes in alignment with Senate Bill (SB) 1143 which limited the amount of time youths could be placed on room confinement. In 2019, the CJJA Conditions of Confinement Study prompted a shift from law enforcement-style tactics to restorative approaches.
- **2020–2021 - Embedding Best Practices in Policy and Practice:** During this period, Probation prioritized implementation of the Mandt System, a relationship-based crisis intervention model that emphasizes de-escalation and dignity in staff-youth interactions. The Department also expanded training on adolescent development, trauma-informed care, implicit bias, and restorative practices. Probation also strengthened individualized services through youth councils, internships, reentry planning, and implementation of a de-escalation team. The Board formally

named the new facility the Youth Transition Campus in 2021 to reflect its reintegration-focused vision. During this period, Probation also collaborated with a subcommittee of the Juvenile Justice Coordinating Council to develop the local plan to receive approximately 70 youths and young adults realigned from state custody by SB 823.

- **2022–2023 - Enhancing Whole-Person Care:** The Board approved enhancing the juvenile justice system through the continuation of Achievement Centers 6/13/2023 (2). Probation partnered with Health Management Associates to begin the planning and implementation of Transforming Medi-Cal, formerly known as CalAIM, to support 90-day pre-release services that went live October 1, 2025. A new integrated healthcare services contract expanded access to behavioral and physical health supports. By 2023, all meals were freshly prepared onsite.
- **2024–2025 - Workforce Wellbeing and Continued Innovation:** Recognizing staff wellbeing as central to sustainable reform, the Board directed evaluations of workload and mental health supports 2/24/2024 (16). Organizational restructuring and updated classification models aligned staff roles with youth development goals. The Department implemented a therapy canine to serve youths and staff in the institutions. In early 2025, the new Integrated Healthcare Services Unit (IHSU) launched under a dedicated Medical Director, marking a major milestone in transforming care delivery.

Appendix B – Shift Models in 24/7 Operations

This appendix provides a summary of research on shift models commonly used in 24/7 operations, drawing primarily from law enforcement patrol and health care settings, combined with standard staffing principles used in continuous-coverage environments (such as those outlined in the National Institute of Corrections guidance). While empirical schedule comparisons in youth facilities are limited, these sources provide broadly applicable insights into staffing patterns, shift relief factor requirements, and operational considerations in continuous-coverage environments. CJJA's assessment is intended to provide youth facility-specific staffing and relief-factor recommendations that will further refine these preliminary considerations.

At a high level, 8-, 10-, and 12-hour shifts each present tradeoffs in staffing requirements, overtime effects, fatigue and safety, and work–life balance. Twelve-hour schedules generally require higher shift relief factors and more FTEs but can reduce some shift-transition overtime and increase schedule consistency; eight-hour schedules use fewer FTEs but may result in more shift changes and back-to-back coverage; and 10-hour schedules can offer four-day workweeks but require careful rotation design to meet 24/7 coverage needs. Hybrid models that blend 8- and 12-hour shifts will also be reviewed as part of the analysis; however, these approaches can be more complex to operationalize and will require further evaluation to determine feasibility and potential model options.

Taken together, these comparisons are intended to inform, rather than predetermine, local scheduling decisions. In practice, outcomes can vary depending on local staffing levels, facility design, rotation design, and available relief coverage.

Table 1. Comparison of 8-, 10-, and 12-Hour Schedules in 24/7 Operations

Category	8-Hour Schedule	10-Hour Schedule	12-Hour Schedule
Staffing Requirements	Requires fewer total staff overall because each shift is shorter and, as such, needs less shift-relief coverage.	Staffing needs typically fall between 8- and 12-hour designs, depending on rotation design and relief factors.	Requires more staff because longer shifts require more relief coverage.
Coverage & Shift Structure	24-hour coverage divides easily into three daily shifts and aligns well with court schedules but involves more shift changes and requires scheduled overlap for briefings and information exchange.	Applying a 10-hour schedule to a 24-hour facility may require significant redesign of coverage plans, especially for waking-hours coverage and court schedules.	Longer shifts can simplify daily coverage and support stronger team consistency but require planning for court, training, and specialty assignments within the 12-hour shift.

Category	8-Hour Schedule	10-Hour Schedule	12-Hour Schedule
Overtime	Research in policing suggests 8-hour schedules may result in higher overtime and less recovery time compared with longer shifts, partly because staff can work back-to-back shifts. Actual impacts depend on implementation and relief coverage.	May reduce overtime compared with 8-hour schedules if rotations avoid back-to-back coverage. Effects vary based on how schedules and relief factors are structured.	Can reduce overtime associated with daily shift transitions and limits back-to-back shift coverage because staff cannot work consecutive 12-hour shifts. Actual overtime effects depend on rotation design, relief staffing, and operational needs.
Fatigue, Safety & Recovery	Shorter shifts support sustained alertness, but more days worked per week can limit recovery time between shifts.	10-hour shifts can be associated with more sleep and no observed performance decline, though poorly designed rotations may increase fatigue or sick leave.	Longer work periods increase fatigue and safety concerns and may reduce energy during off-duty hours, particularly across consecutive workdays.
Work–Life Balance & Schedule Flexibility	Predictable daily rhythm but fewer consecutive days off and fewer full weekends off, with more total commuting days each week.	Offers additional recovery periods with the four-day workweek option, improving rest and personal scheduling predictability.	Offers additional recovery periods, with only seven workdays in a two-week pay period and strong schedule consistency, sometimes including periodic weekends off, but concentrates work into fewer, longer days.

Reference Materials Regarding Scheduling Models for 24/7 Operations

Randomized trial on 8-, 10-, and 12-hour shifts in law enforcement policing
Amendola, K. L., Weisburd, D., Hamilton, E. E., Jones, G., & Slipka, M. (2011). *The Shift Length Experiment: What We Know About 8-, 10-, and 12-Hour Shifts in Policing.* National Policing Institute / NIJ.

NIC staffing methodology for 24/7 facilities
Carter Goble Lee / CRS for the National Institute of Corrections. (2012). *Staffing Analysis Workbook for Jails, Third Edition.* National Institute of Corrections.

Fatigue, health, and safety in public safety/corrections
Violanti, J. M. (2012). *Shifts, Extended Work Hours, and Fatigue: An Assessment of Health and Personal Risks for Police Officers.* National Institute of Justice.

Allison, P., et al. (2022). "Working hours, sleep, and fatigue in the public safety sector: A scoping review." *Journal of Safety Research.*

Structural overtime and 12-hour rotations (policing-focus)
COPS Office / Michigan State University. (2014). *A Performance-Based Approach to Police Staffing and Allocation.*

PUBLIC SAFETY
1600 PACIFIC HIGHWAY, ROOM 205, SAN DIEGO, CALIFORNIA 92101-2422
(619) 595-4633

Andrew Strong
Deputy Chief Administrative Officer
619-531-4535

Kathleen Flannery
Chief Operations Officer
619-515-6610

DATE: December 5, 2025

TO: Supervisor Terra Lawson-Remer, Chair
Supervisor Monica Montgomery Steppe, Vice Chair
Supervisor Paloma Aguirre, Chair Pro Tem
Supervisor Joel Anderson
Supervisor Jim Desmond

FROM: Andrew Strong, Deputy Chief Administrative Officer
Public Safety

ANNUAL REPORT OF FIRE MITIGATION FEES FOR FISCAL YEAR 2024-25 (DISTRICTS: ALL)

On December 11, 1985 (11), the Board of Supervisors (Board) adopted the Fire Mitigation Fee (FMF) Ordinance, pursuant to its authority under the Mitigation Fee Act. The Mitigation Fee Act (California Government Code sections 66000, et seq.) provides authority for local governments to impose fees to offset the impacts of development on public facilities or services. The statute regulates how public agencies may collect, maintain, and spend development impact fees, including reporting requirements.

The County's FMF program allows fire districts, lacking legal authority to directly impose and collect mitigation fees on their own, to receive FMF funding for capital facilities and equipment to serve new developments in their districts. The County's Planning and Development Services Department collects the FMF from applicants when building permits are issued, then distributes the funds to participating fire agencies on a quarterly basis.

The enclosed Fire Mitigation Fee Annual Report for Fiscal Year 2024-2025 was prepared in accordance with the information required by Government Code sections 66001 and 66006 of the Mitigation Fee Act. This report will be made available on the San Diego County Fire website within 180-days of the end of the fiscal year www.sdcountyfire.org/fire-mitigation-fee-program.

If you have any questions, or would like additional information, please contact Jeff Collins, Director County Fire at (858) 974-5924

Respectfully,

ANDREW STRONG, Deputy Chief Administrative Officer
Public Safety Group

Attachments: Fire Mitigation Fee Annual Report Fiscal Year 2024-25

cc: Ebony N. Shelton, Chief Administrative Officer
Caroline Smith, Assistant Chief Administrative Officer
Board of Supervisors Communications Received
Dahvia Lynch, Deputy Chief Administrative Officer, Land Use & Environment Group
Jeff Collins, Director, San Diego County Fire
Vince Nicoletti, Director, Planning & Development Services
Brian Boggeln, Fire Chief, Alpine Fire Protection District
Mike Sims, Fire Chief, Bonita-Sunnyside Fire Protection District
David Morrison, Fire Chief, Deer Springs Fire Protection District
Donald Butz, Fire Chief, Lakeside Fire Protection District
Keith McReynolds, Fire Chief, North County Fire Protection District
Dave McQuead, Fire Chief, Rancho Santa Fe Fire Protection District
John Tenger, Fire Chief, Rincon Del Diablo Municipal Water District
Tony Mecham, Fire Chief, San Diego County Fire Protection District
Dan Barron, Fire Chief, San Marcos Fire Protection District
Andy Lawler, Fire Chief, San Miguel Consolidated Fire Protection District
Joe Napier, Fire Chief, Valley Center Fire Protection District
Gerard Washington, Fire Chief, Vista Fire Protection District

COUNTY OF SAN DIEGO FIRE MITIGATION FEE (FMF) PROGRAM FY2024-25 ANNUAL REPORT

SAN DIEGO COUNTY CODE OF REGULATORY ORDINANCES TITLE 8, DIVISION 10, CHAPTER 3

PREPARED BY

SAN DIEGO COUNTY FIRE

IN COOPERATION WITH THE PARTICIPATING FIRE AGENCIES OF:

ALPINE FIRE PROTECTION DISTRICT

BONITA-SUNNYSIDE FIRE PROTECTION DISTRICT

DEER SPRINGS FIRE PROTECTION DISTRICT

LAKESIDE FIRE PROTECTION DISTRICT

NORTH COUNTY FIRE PROTECTION DISTRICT

RANCHO SANTA FE FIRE PROTECTION DISTRICT

RINCON DEL DIABLO MUNICIPAL WATER DISTRICT

SAN DIEGO COUNTY FIRE PROTECTION DISTRICT

SAN MARCOS FIRE DEPARTMENT

SAN MIGUEL CONSOLIDATED FIRE PROTECTION DISTRICT

VALLEY CENTER FIRE PROTECTION DISTRICT

VISTA FIRE PROTECTION DISTRICT

TABLE OF CONTENTS

BACKGROUND 2
ANNUAL REQUIREMENTS 2
FIVE-YEAR REQUIREMENTS 3
DESCRIPTION OF FEE 3
FEE SCHEDULE 4
ALPINE FIRE PROTECTION DISTRICT 5
- ANNUAL REQUIREMENTS 5
- FIVE-YEAR REQUIREMENTS 7

BONITA-SUNNYSIDE FIRE PROTECTION DISTRICT 8
- ANNUAL REQUIREMENTS 8
- FIVE-YEAR REQUIREMENTS 10

DEER SPRINGS FIRE PROTECTION DISTRICT 11
- ANNUAL REQUIREMENTS 11
- FIVE-YEAR REQUIREMENTS 13

LAKESIDE FIRE PROTECTION DISTRICT 14
- ANNUAL REQUIREMENTS 14
- FIVE-YEAR REQUIREMENTS 16

NORTH COUNTY FIRE PROTECTION DISTRICT 17
- ANNUAL REQUIREMENTS 17
- FIVE-YEAR REQUIREMENTS 19

RANCHO SANTA FE FIRE PROTECTION DISTRICT 20
- ANNUAL REQUIREMENTS 20
- FIVE-YEAR REQUIREMENTS 22

RINCON DEL DIABLO MUNICIPAL WATER DISTRICT 23
- ANNUAL REQUIREMENTS 23
- FIVE-YEAR REQUIREMENTS 25

SAN DIEGO COUNTY FIRE PROTECTION DISTRICT 26
- ANNUAL REQUIREMENTS 26
- FIVE-YEAR REQUIREMENTS 28

SAN MARCOS FIRE DEPARTMENT 29
- ANNUAL REQUIREMENTS 29
- FIVE-YEAR REQUIREMENTS 31

SAN MIGUEL CONSOLIDATED FIRE PROTECTION DISTRICT 32
- ANNUAL REQUIREMENTS 32
- FIVE-YEAR REQUIREMENTS 34

VALLEY CENTER FIRE PROTECTION DISTRICT 35
- ANNUAL REQUIREMENTS 35
- FIVE-YEAR REQUIREMENTS 37

VISTA FIRE PROTECTION DISTRICT 38
- ANNUAL REQUIREMENTS 38
- FIVE-YEAR REQUIREMENTS 40

BACKGROUND

FIRE MITIGATION FEE PROGRAM

The unincorporated areas of San Diego County have experienced tremendous growth in the recent decades, increasing the demand on fire protection facilities to provide adequate fire protection for the residents of new developments. As a result, the Board of Supervisors of San Diego County (Board) adopted ordinance no. 7066 (n.s.) on December 11, 1985, to establish the Fire Mitigation Fee (FMF) program as the mechanism for collecting and allocating funds to fire agencies in unincorporated areas of San Diego.

Through the FMF program (Ordinance no. 10841), the County of San Diego (County) collects a fee from applicants when building permits are issued and distributes the funds to the 12 participating fire agencies on a quarterly basis. These funds allow fire agencies, which are prohibited from imposing fees as a condition of development, to build facilities (Health and Safety Code section 13916) and provide capital facilities and equipment to serve new developments in their districts.

ANNUAL REQUIREMENTS
CA GOV. CODE 66006 (D)(1) (A)-(D)

GOV. CODE § 66006

Please Note: pursuant to the requirements in the Mitigation Fee Act and County Fire Mitigation Fee Ordinance, the information in the following sections was provided to the County for reporting purposes by the individual participating fire agencies.

1. Description of Fee, Gov. Code § 66006(b)(1)(A)
2. Amount of Fee, Gov. Code § 66006(b)(1)(B)
3. Beginning and Ending Balance of Account or Fund, Gov. Code § 66006(b)(1)(C)
4. Amount of Fees Collected and Interest Earned, Gov. Code § 66006(b)(1)(D)
5. Public Improvement Expenditures, Gov. Code § 66006(b)(1)(E)
6. Incomplete Public Improvements, Gov. Code § 66006(b)(1)(F)
7. Interfund Transfer or Loans, Gov. Code § 66006(b)(1)(G)

FIVE-YEAR REQUIREMENTS
CA GOV. CODE 66001 (D)(1) (A)-(D)

GOV. CODE § 66001

Please Note: pursuant to the requirements in the Mitigation Fee Act and County Fire Mitigation Fee Ordinance, the information in the following sections was provided to the County for reporting purposes by the individual participating fire agencies.

1. Purpose of fee, Gov. Code § 66001(d)(1)(a)
2. Relationship Between the Fee and Purpose Gov. Code § 66001(d)(1)(B)
3. Funding Anticipated for Incomplete Improvements, Gov. Code § 66001(d)(1)(C)
4. Estimated Date of Funding for Incomplete Improvements, Gov. Code § 66001(d)(1)(D)

ANNUAL REPORT OF REVENUES AND EXPENDITURES
CA GOV. CODE 66006 (B)(1) (A) AND (B)

FIRE AGENCY: ALL PARTICIPATING FIRE AGENCIES
FISCAL YEAR: 2024/25

(A) DESCRIPTION OF FEE

In 2023 a Nexus Study was completed to document and summarize information supporting the implementation of an updated impact fee program to fund fire and emergency response facilities needed to accommodate new development in the unincorporated area of San Diego County. With the passage of AB 602, agencies are required to update their nexus studies at least every eight years.

Fire Mitigation Fee (FMF) rates are determined by the development type and are assessed by area per square foot. Fire Mitigation Fees are calculated based on the "Cost Per Service Population" data and the Residents/Employees per 1,000 square feet (KSF) served for each development type.

$$\text{Fee Rate} = \frac{\text{Cost Per Service Population X Residents/Employees Per KSF}}{1{,}000}$$

Annually, the fee rates are adjusted based on the changes in the Los Angeles Construction Cost Index from October to October of the previous year to account for inflation and increases in construction costs. This ensures the fees are equitably charged for funding infrastructure needs and maintaining service levels across all land use types.

ANNUAL REPORT OF REVENUES AND EXPENDITURES
CA GOV. CODE 66006 (B)(1) (A) AND (B)

FIRE AGENCY: ALL PARTICIPATING FIRE AGENCIES
FISCAL YEAR: 2024/25

(B) AMOUNT OF FEE

Fiscal Year 2024-25 Fee Schedule, effective July 1, 2024

Fire Agency	RESIDENTIAL	COMMERCIAL / RETAIL	HOTEL	INDUSTRIAL	MEDICAL	OFFICE	AGRICULTURE*
Alpine FPD	$1.58	$1.37	$0.73	$1.08	$2.57	$5.15	$0.04
Bonita-Sunnyside FPD	$1.68	$1.46	$0.78	$1.16	$2.75	$5.51	$0.05
Deer Springs FPD	$2.18	$1.89	$1.01	$1.50	$3.55	$7.10	$0.07
Lakeside FPD	$1.53	$1.34	$0.71	$1.05	$2.50	$5.00	$0.05
North County FPD	$1.21	$1.05	$0.56	$0.83	$1.97	$3.94	$0.03
Rancho Santa Fe FPD	$2.86	$2.48	$1.32	$1.96	$4.65	$9.31	$0.08
Rincon Del Diablo MWD	$1.09	$0.96	$0.51	$0.75	$1.79	$3.57	$0.03
San Diego County FPD	$2.29	$2.66	$1.43	$2.10	$4.99	$9.98	$0.09
San Marcos FPD	$1.04	$0.90	$0.48	$0.71	$1.68	$3.38	$0.03
San Miguel Consolidated FPD	$1.69	$1.47	$0.79	$1.16	$2.76	$5.53	$0.05
Valley Center FPD	$1.29	$1.12	$0.60	$0.89	$2.11	$4.22	$0.03
Vista FPD	$0.92	$0.81	$0.43	$0.63	$1.51	$3.01	$0.02

KEY: FPD = Fire Protection District; MWD = Municipal Water District.
*Agricultural building as defined by the Uniform Building Code.

ANNUAL REPORT OF REVENUES AND EXPENDITURES
CA GOV. CODE 66006 (B)(1) (C), (D), (G), AND (H)

FIRE AGENCY: **ALPINE FIRE PROTECTION DISTRICT**
FISCAL YEAR: 2024/25
ACCOUNT FUND NO.: 47505

(C) BEGINNING AND ENDING BALANCE OF ACCOUNT*

Beginning Balance	$97,794.23
Ending Balance	$22,055.61

(D) AMOUNT OF FEES COLLECTED AND INTEREST EARNED (REVENUES)

☐ **No revenues to report.**

Quarter	Fees	Interest
1st	$20,556.94	$933.71
2nd	$33,279.34	$606.45
3rd	$16,040.36	$306.49
4th	$16,038.02	$438.79
TOTAL	**$85,914.66**	**$2,285.44**

(H) REFUNDS

☒ **No refunds to report.**

Date	Amount
TOTAL	

ANNUAL REPORT OF REVENUES AND EXPENDITURES
CA GOV. CODE 66006 (B)(1) (C), (D), (G), AND (H)

FIRE AGENCY: **ALPINE FIRE PROTECTION DISTRICT**
FISCAL YEAR: 2024/25
ACCOUNT FUND NO.: 47505

(G) INTERFUND TRANSFERS/LOANS

If applicable, provide a description of each interfund transfer or loan made from the account or fund, including the public improvement on which the transferred or loaned fees will be expended, and, in the case of an interfund loan, the date on which the loan will be repaid, and the rate of interest that the account or fund will receive on the loan.

☐ **No interfund transfers or loans to report.**

Description	Public Improvement	Repayment Date (for interfund loans only)	Interest Rate (for interfund loans only)
Internal transfer from FMF to County General Fund	Loan Repayment (Transfer from 47505 to 47500)	11/20/2024	-
Internal transfer from FMF to County General Fund	Loan Repayment (Transfer from 47505 to 47500)	6/18/2025	-

(E) PUBLIC IMPROVEMENT EXPENDITURES

If applicable, identify each public improvement on which fees were expended and the amount of expenditures on each improvement, including the total percentage of the cost of the public improvement that was funded with fees.

☐ **No public improvement expenditures to report.**

Date	Public Improvement	Total Expenditures (from all revenue sources)	Total FMF Expenditures	Percentage of Public Improvement funded by FMF
FY24/25	AFPD-1 Repayment of General Fund Loan for Fire Station Construction	-	$114,000.00	75%
FY24/25	AFPD-1 Repayment of General Fund Loan for Fire Station Construction	-	$49,938.72	75%

(F) INCOMPLETE PUBLIC IMPROVEMENTS

If the fire agency has determined that sufficient funds have been collected to complete financing on an incomplete public improvement that has been identified for use of fee revenues and the public improvement remains incomplete at the time of the report, identify the approximate date by which the construction of the improvement will commence.

☒ **No information to report.**

Public Improvement	Approximate Start Date of Construction

FIVE-YEAR REQUIREMENTS
CA GOV. CODE 66001 (D)(1) (A)-(D)

FIRE AGENCY: **ALPINE FIRE PROTECTION DISTRICT**
FISCAL YEAR: 2024/25

(A) – (D) FINDINGS FOR UNEXPENDED FUNDS

For the fifth fiscal year following the first deposit in the fund and every five years thereafter, Section 66001 of the Mitigation Fee Act requires the local agency to provide the following findings regarding those funds remaining unexpended.

☒ **No unexpended funds to report.**

Amount	Purpose of Fee Gov. Code § 66001(D)(1)(A)	Reasonable Apportionment Gov. Code § 66001(D)(1)(B)	Anticipated Funding Gov. Code § 66001(D)(1)(C)	Estimated Funding Date Gov. Code § 66001(D)(1)(D)

ANNUAL REPORT OF REVENUES AND EXPENDITURES
CA GOV. CODE 66006 (B)(1) (C), (D), (G), AND (H)

FIRE AGENCY: **BONITA-SUNNYSIDE FIRE PROTECTION DISTRICT**
FISCAL YEAR: 2024/25
ACCOUNT FUND NO.: 47520

(C) BEGINNING AND ENDING BALANCE OF ACCOUNT*

Beginning Balance	$23,774.12
Ending Balance	$28,223.73

(D) AMOUNT OF FEES COLLECTED AND INTEREST EARNED (REVENUES)

☐ **No revenues to report.**

Quarter	Fees	Interest
1st	$15,104.94	$223.74
2nd	$3,931.20	$352.75
3rd	$28,062.14	$396.38
4th	$24,719.36	$545.10
TOTAL	**$71,817.64**	**$1,517.97**

(H) REFUNDS

☒ **No refunds to report.**

Date	Amount
TOTAL	

ANNUAL REPORT OF REVENUES AND EXPENDITURES
CA GOV. CODE 66006 (B)(1) (C), (D), (G), AND (H)

FIRE AGENCY: **BONITA-SUNNYSIDE FIRE PROTECTION DISTRICT**
FISCAL YEAR: 2024/25
ACCOUNT FUND NO.: 47520

(G) INTERFUND TRANSFERS/LOANS

If applicable, provide a description of each interfund transfer or loan made from the account or fund, including the public improvement on which the transferred or loaned fees will be expended, and, in the case of an interfund loan, the date on which the loan will be repaid, and the rate of interest that the account or fund will receive on the loan.

☒ **No interfund transfers or loans to report.**

Description	Public Improvement	Repayment Date (for interfund loans only)	Interest Rate (for interfund loans only)

(E) PUBLIC IMPROVEMENT EXPENDITURES

If applicable, identify each public improvement on which fees were expended and the amount of expenditures on each improvement, including the total percentage of the cost of the public improvement that was funded with fees.

☐ **No public improvement expenditures to report.**

Date	Public Improvement	Total Expenditures (from all revenue sources)	Total FMF Expenditures	Percentage of Public Improvement funded by FMF
06/17/25 FY 24-25	Repayment of Loan for Fire Station Construction, remaining balance due to General Fund: $260,841.47		$68,886.00	75%

(F) INCOMPLETE PUBLIC IMPROVEMENTS

If the fire agency has determined that sufficient funds have been collected to complete financing on an incomplete public improvement that has been identified for use of fee revenues and the public improvement remains incomplete at the time of the report, identify the approximate date by which the construction of the improvement will commence.

☒ **No information to report.**

Public Improvement	Approximate Start Date of Construction

FIVE-YEAR REQUIREMENTS
CA GOV. CODE 66001 (D)(1) (A)-(D)

FIRE AGENCY: **BONITA-SUNNYSIDE FIRE PROTECTION DISTRICT**
FISCAL YEAR: 2024/25

(A) – (D) FINDINGS FOR UNEXPENDED FUNDS

For the fifth fiscal year following the first deposit in the fund and every five years thereafter, Section 66001 of the Mitigation Fee Act requires the local agency to provide the following findings regarding those funds remaining unexpended.

☒ **No unexpended funds to report.**

Amount	Purpose of Fee Gov. Code § 66001(D)(1)(A)	Reasonable Apportionment Gov. Code § 66001(D)(1)(B)	Anticipated Funding Gov. Code § 66001(D)(1)(C)	Estimated Funding Date Gov. Code § 66001(D)(1)(D)

ANNUAL REPORT OF REVENUES AND EXPENDITURES
CA GOV. CODE 66006 (B)(1) (C), (D), (G), AND (H)

FIRE AGENCY: **DEER SPRINGS FIRE PROTECTION DISTRICT**
FISCAL YEAR: 2024/25
ACCOUNT FUND NO.: 47550

(C) BEGINNING AND ENDING BALANCE OF ACCOUNT*

Beginning Balance	$111,332.33
Ending Balance	$183,228.77

(D) AMOUNT OF FEES COLLECTED AND INTEREST EARNED (REVENUES)

☐ **No revenues to report.**

Quarter	Fees	Interest
1st	$35,351.82	$1,062.34
2nd	$24,587.22	$1,346.69
3rd	$18,772.38	$1,242.40
4th	$48,289.10	$1,244.49
TOTAL	**$127,000.52**	**$4,895.92**

(H) REFUNDS

☒ **No refunds to report.**

Date	Amount
TOTAL	

ANNUAL REPORT OF REVENUES AND EXPENDITURES
CA GOV. CODE 66006 (B)(1) (C), (D), (G), AND (H)

FIRE AGENCY: **DEER SPRINGS FIRE PROTECTION DISTRICT**
FISCAL YEAR: 2024/25
ACCOUNT FUND NO.: 47550

(G) INTERFUND TRANSFERS/LOANS

If applicable, provide a description of each interfund transfer or loan made from the account or fund, including the public improvement on which the transferred or loaned fees will be expended, and, in the case of an interfund loan, the date on which the loan will be repaid, and the rate of interest that the account or fund will receive on the loan.

☒ **No interfund transfers or loans to report.**

Description	Public Improvement	Repayment Date (for interfund loans only)	Interest Rate (for interfund loans only)

(E) PUBLIC IMPROVEMENT EXPENDITURES

If applicable, identify each public improvement on which fees were expended and the amount of expenditures on each improvement, including the total percentage of the cost of the public improvement that was funded with fees.

☐ **No public improvement expenditures to report.**

Date	Public Improvement	Total Expenditures (from all revenue sources)	Total FMF Expenditures	Percentage of Public Improvement funded by FMF
02/07/2025	Repayment to General Fund for Station 3 construction Balance $934,078	-	$60,000	-

(F) INCOMPLETE PUBLIC IMPROVEMENTS

If the fire agency has determined that sufficient funds have been collected to complete financing on an incomplete public improvement that has been identified for use of fee revenues and the public improvement remains incomplete at the time of the report, identify the approximate date by which the construction of the improvement will commence.

☒ **No information to report.**

Public Improvement	Approximate Start Date of Construction

FIVE-YEAR REQUIREMENTS
CA GOV. CODE 66001 (D)(1) (A)-(D)

FIRE AGENCY: **DEER SPRINGS FIRE PROTECTION DISTRICT**
FISCAL YEAR: 2024/25

(A) – (D) FINDINGS FOR UNEXPENDED FUNDS

For the fifth fiscal year following the first deposit in the fund and every five years thereafter, Section 66001 of the Mitigation Fee Act requires the local agency to provide the following findings regarding those funds remaining unexpended.

☒ **No unexpended funds to report.**

Amount	Purpose of Fee Gov. Code § 66001(D)(1)(A)	Reasonable Apportionment Gov. Code § 66001(D)(1)(B)	Anticipated Funding Gov. Code § 66001(D)(1)(C)	Estimated Funding Date Gov. Code § 66001(D)(1)(D)

ANNUAL REPORT OF REVENUES AND EXPENDITURES
CA GOV. CODE 66006 (B)(1) (C), (D), (G), AND (H)

FIRE AGENCY: **LAKESIDE FIRE PROTECTION DISTRICT**
FISCAL YEAR: 2024/25
ACCOUNT FUND NO.: 47635

(C) BEGINNING AND ENDING BALANCE OF ACCOUNT*

Beginning Balance	$53,746.27
Ending Balance	$38,903.68

(D) AMOUNT OF FEES COLLECTED AND INTEREST EARNED (REVENUES)

☐ **No revenues to report.**

Quarter	Fees	Interest
1st	$59,926.75	$507.59
2nd	$63,137.68	$1,019.86
3rd	$31,419.74	$1,004.10
4th	$27,690.37	$451.32
TOTAL	**$182,174.54**	**$2,982.87**

(H) REFUNDS

☒ **No refunds to report.**

Date	Amount

TOTAL	

ANNUAL REPORT OF REVENUES AND EXPENDITURES
CA GOV. CODE 66006 (B)(1) (C), (D), (G), AND (H)

FIRE AGENCY: **LAKESIDE FIRE PROTECTION DISTRICT**
FISCAL YEAR: 2024/25
ACCOUNT FUND NO.: 47635

(G) INTERFUND TRANSFERS/LOANS

If applicable, provide a description of each interfund transfer or loan made from the account or fund, including the public improvement on which the transferred or loaned fees will be expended, and, in the case of an interfund loan, the date on which the loan will be repaid, and the rate of interest that the account or fund will receive on the loan.

☐ **No interfund transfers or loans to report.**

Description	Public Improvement	Repayment Date (for interfund loans only)	Interest Rate (for interfund loans only)
Interfund Transfer $150,000.00	Lakeside Fire – Repayment of General Fund Loan for Station Construction, remaining balance due to General Fund = $847,274	N/A	N/A
Interfund Transfer $50,000.00	Lakeside Fire – Repayment of General Fund Loan for Station 3 Refurbish & Improve, remaining balance due to the General Fund = $3,531,245.13	N/A	N/A

(E) PUBLIC IMPROVEMENT EXPENDITURES

If applicable, identify each public improvement on which fees were expended and the amount of expenditures on each improvement, including the total percentage of the cost of the public improvement that was funded with fees.

☒ **No public improvement expenditures to report.**

Date	Public Improvement	Total Expenditures (from all revenue sources)	Total FMF Expenditures	Percentage of Public Improvement funded by FMF

(F) INCOMPLETE PUBLIC IMPROVEMENTS

If the fire agency has determined that sufficient funds have been collected to complete financing on an incomplete public improvement that has been identified for use of fee revenues and the public improvement remains incomplete at the time of the report, identify the approximate date by which the construction of the improvement will commence.

☒ **No information to report.**

Public Improvement	Approximate Start Date of Construction

FIVE-YEAR REQUIREMENTS
CA GOV. CODE 66001 (D)(1) (A)-(D)

FIRE AGENCY: **LAKESIDE FIRE PROTECTION DISTRICT**
FISCAL YEAR: 2024/25

(A) – (D) FINDINGS FOR UNEXPENDED FUNDS

For the fifth fiscal year following the first deposit in the fund and every five years thereafter, Section 66001 of the Mitigation Fee Act requires the local agency to provide the following findings regarding those funds remaining unexpended.

☒ **No unexpended funds to report.**

Amount	Purpose of Fee Gov. Code § 66001(D)(1)(A)	Reasonable Apportionment Gov. Code § 66001(D)(1)(B)	Anticipated Funding Gov. Code § 66001(D)(1)(C)	Estimated Funding Date Gov. Code § 66001(D)(1)(D)

ANNUAL REPORT OF REVENUES AND EXPENDITURES
CA GOV. CODE 66006 (B)(1) (C), (D), (G), AND (H)
FIRE AGENCY: **NORTH COUNTY FIRE PROTECTION DISTRICT**
FISCAL YEAR: 2024/25
ACCOUNT FUND NO.: 47580

(C) BEGINNING AND ENDING BALANCE OF ACCOUNT*

Beginning Balance	$2,646,864.06
Ending Balance	$3,249,686.41

(D) AMOUNT OF FEES COLLECTED AND INTEREST EARNED (REVENUES)

☐ **No revenues to report.**

Quarter	Fees	Interest
1st	$55,112.16	$25,224.43
2nd	$108,261.04	$25,241.69
3rd	$150,369.84	$26,371.26
4th	$183,527.59	$28,714.34
TOTAL	**$497,270.63**	**$105,551.72**

(H) REFUNDS

☒ **No refunds to report.**

Date	Amount

TOTAL	

ANNUAL REPORT OF REVENUES AND EXPENDITURES
CA GOV. CODE 66006 (B)(1) (C), (D), (G), AND (H)
FIRE AGENCY: **NORTH COUNTY FIRE PROTECTION DISTRICT**
FISCAL YEAR: 2024/25
ACCOUNT FUND NO.: 47580

(G) INTERFUND TRANSFERS/LOANS

If applicable, provide a description of each interfund transfer or loan made from the account or fund, including the public improvement on which the transferred or loaned fees will be expended, and, in the case of an interfund loan, the date on which the loan will be repaid, and the rate of interest that the account or fund will receive on the loan.

☒ **No interfund transfers or loans to report.**

Description	Public Improvement	Repayment Date (for interfund loans only)	Interest Rate (for interfund loans only)

(E) PUBLIC IMPROVEMENT EXPENDITURES

If applicable, identify each public improvement on which fees were expended and the amount of expenditures on each improvement, including the total percentage of the cost of the public improvement that was funded with fees.

☒ **No public improvement expenditures to report.**

Date	Public Improvement	Total Expenditures (from all revenue sources)	Total FMF Expenditures	Percentage of Public Improvement funded by FMF

(F) INCOMPLETE PUBLIC IMPROVEMENTS

If the fire agency has determined that sufficient funds have been collected to complete financing on an incomplete public improvement that has been identified for use of fee revenues and the public improvement remains incomplete at the time of the report, identify the approximate date by which the construction of the improvement will commence.

☒ **No information to report.**

Public Improvement	Approximate Start Date of Construction

FIVE-YEAR REQUIREMENTS
CA GOV. CODE 66001 (D)(1) (A)-(D)
FIRE AGENCY: **NORTH COUNTY FIRE PROTECTION DISTRICT**
FISCAL YEAR: 2024/25

(A) – (D) FINDINGS FOR UNEXPENDED FUNDS

For the fifth fiscal year following the first deposit in the fund and every five years thereafter, Section 66001 of the Mitigation Fee Act requires the local agency to provide the following findings regarding those funds remaining unexpended.

☒ **No unexpended funds to report.**

Amount	Purpose of Fee Gov. Code § 66001(D)(1)(A)	Reasonable Apportionment Gov. Code § 66001(D)(1)(B)	Anticipated Funding Gov. Code § 66001(D)(1)(C)	Estimated Funding Date Gov. Code § 66001(D)(1)(D)

ANNUAL REPORT OF REVENUES AND EXPENDITURES
CA GOV. CODE 66006 (B)(1) (C), (D), (G), AND (H)

FIRE AGENCY: **RANCHO SANTA FE FIRE PROTECTION DISTRICT**
FISCAL YEAR: 2024/25
ACCOUNT FUND NO.: 47665

(C) BEGINNING AND ENDING BALANCE OF ACCOUNT*

Beginning Balance	$1,667,102.91
Ending Balance	$2,426,112.30

(D) AMOUNT OF FEES COLLECTED AND INTEREST EARNED (REVENUES)

☐ **No revenues to report.**

Quarter	Fees	Interest
1st	$231,766.52	$15,870.89
2nd	$100,462.04	$17,598.15
3rd	$211,344.56	$18,702.71
4th	$142,032.02	$21,232.50
TOTAL	**$685,605.14**	**$73,404.25**

(H) REFUNDS

☒ **No refunds to report.**

Date	Amount

TOTAL	

ANNUAL REPORT OF REVENUES AND EXPENDITURES
CA GOV. CODE 66006 (B)(1) (C), (D), (G), AND (H)

FIRE AGENCY: **RANCHO SANTA FE FIRE PROTECTION DISTRICT**
FISCAL YEAR: 2024/25
ACCOUNT FUND NO.: 47665

(G) INTERFUND TRANSFERS/LOANS

If applicable, provide a description of each interfund transfer or loan made from the account or fund, including the public improvement on which the transferred or loaned fees will be expended, and, in the case of an interfund loan, the date on which the loan will be repaid, and the rate of interest that the account or fund will receive on the loan.

☒ **No interfund transfers or loans to report.**

Description	Public Improvement	Repayment Date (for interfund loans only)	Interest Rate (for interfund loans only)

(E) PUBLIC IMPROVEMENT EXPENDITURES

If applicable, identify each public improvement on which fees were expended and the amount of expenditures on each improvement, including the total percentage of the cost of the public improvement that was funded with fees.

☒ **No public improvement expenditures to report.**

Date	Public Improvement	Total Expenditures (from all revenue sources)	Total FMF Expenditures	Percentage of Public Improvement funded by FMF

(F) INCOMPLETE PUBLIC IMPROVEMENTS

If the fire agency has determined that sufficient funds have been collected to complete financing on an incomplete public improvement that has been identified for use of fee revenues and the public improvement remains incomplete at the time of the report, identify the approximate date by which the construction of the improvement will commence.

☒ **No information to report.**

Public Improvement	Approximate Start Date of Construction

FIVE-YEAR REQUIREMENTS
CA GOV. CODE 66001 (D)(1) (A)-(D)

FIRE AGENCY: **RANCHO SANTA FE FIRE PROTECTION DISTRICT**
FISCAL YEAR: 2024/25

(A) – (D) FINDINGS FOR UNEXPENDED FUNDS

For the fifth fiscal year following the first deposit in the fund and every five years thereafter, Section 66001 of the Mitigation Fee Act requires the local agency to provide the following findings regarding those funds remaining unexpended.

☒ **No unexpended funds to report.**

Amount	Purpose of Fee Gov. Code § 66001(D)(1)(A)	Reasonable Apportionment Gov. Code § 66001(D)(1)(B)	Anticipated Funding Gov. Code § 66001(D)(1)(C)	Estimated Funding Date Gov. Code § 66001(D)(1)(D)

ANNUAL REPORT OF REVENUES AND EXPENDITURES
CA GOV. CODE 66006 (B)(1) (C), (D), (G), AND (H)

FIRE AGENCY: **RINCON DEL DIABLO MUNICIPAL WATER DISTRICT**
FISCAL YEAR: 2024/25
ACCOUNT FUND NO.: N/A

(C) BEGINNING AND ENDING BALANCE OF ACCOUNT*

Beginning Balance	$139,325.09
Ending Balance	$231,642.46

(D) AMOUNT OF FEES COLLECTED AND INTEREST EARNED (REVENUES)

☐ **No revenues to report.**

Quarter	Fees	Interest
1st	$22,296.18	-
2nd	$23,134.16	-
3rd	$34,358.98	-
4th	$12,528.05	-
TOTAL	**$92,317.37**	**$0.00**

(H) REFUNDS

☒ **No refunds to report.**

Date	Amount

TOTAL	

ANNUAL REPORT OF REVENUES AND EXPENDITURES
CA GOV. CODE 66006 (B)(1) (C), (D), (G), AND (H)
FIRE AGENCY: **RINCON DEL DIABLO MUNICIPAL WATER DISTRICT**
FISCAL YEAR: 2024/25
ACCOUNT FUND NO.: N/A

(G) INTERFUND TRANSFERS/LOANS

If applicable, provide a description of each interfund transfer or loan made from the account or fund, including the public improvement on which the transferred or loaned fees will be expended, and, in the case of an interfund loan, the date on which the loan will be repaid, and the rate of interest that the account or fund will receive on the loan.

☒ **No interfund transfers or loans to report.**

Description	Public Improvement	Repayment Date (for interfund loans only)	Interest Rate (for interfund loans only)

(E) PUBLIC IMPROVEMENT EXPENDITURES

If applicable, identify each public improvement on which fees were expended and the amount of expenditures on each improvement, including the total percentage of the cost of the public improvement that was funded with fees.

☒ **No public improvement expenditures to report.**

Date	Public Improvement	Total Expenditures (from all revenue sources)	Total FMF Expenditures	Percentage of Public Improvement funded by FMF

(F) INCOMPLETE PUBLIC IMPROVEMENTS

If the fire agency has determined that sufficient funds have been collected to complete financing on an incomplete public improvement that has been identified for use of fee revenues and the public improvement remains incomplete at the time of the report, identify the approximate date by which the construction of the improvement will commence.

☒ **No information to report.**

Public Improvement	Approximate Start Date of Construction

FIVE-YEAR REQUIREMENTS
CA GOV. CODE 66001 (D)(1) (A)-(D)
FIRE AGENCY: **RINCON DEL DIABLO MUNICIPAL WATER DISTRICT**
FISCAL YEAR: 2024/25

(A) – (D) FINDINGS FOR UNEXPENDED FUNDS

For the fifth fiscal year following the first deposit in the fund and every five years thereafter, Section 66001 of the Mitigation Fee Act requires the local agency to provide the following findings regarding those funds remaining unexpended.

☐ **No unexpended funds to report.**

Amount	Purpose of Fee Gov. Code § 66001(D)(1)(A)	Reasonable Apportionment Gov. Code § 66001(D)(1)(B)	Anticipated Funding Gov. Code § 66001(D)(1)(C)	Estimated Funding Date Gov. Code § 66001(D)(1)(D)
$231,642.46	Type 3 Brush Engine	Provide emergency support to wildfire response due to development growth in and near areas of wildland urban interface	$540,000	Estimated delivery in FY 2026-27 with funds advanced by the District's Fire Fund with current and future FMF revenue repaying the advance.

ANNUAL REPORT OF REVENUES AND EXPENDITURES
CA GOV. CODE 66006 (B)(1) (C), (D), (G), AND (H)

FIRE AGENCY: **SAN DIEGO COUNTY FIRE PROTECTION DISTRICT**
FISCAL YEAR: 2024/25
ACCOUNT FUND NO.: 14610

(C) BEGINNING AND ENDING BALANCE OF ACCOUNT*

Beginning Balance	$6,673,849.10
Ending Balance	$7,607,975.44

(D) AMOUNT OF FEES COLLECTED AND INTEREST EARNED (REVENUES)

☐ **No revenues to report.**

Quarter	Fees	Interest
1st	$217,631.98	$63,614.85
2nd	$162,893.68	$64,190.23
3rd	$195,236.37	$65,827.28
4th	$197,439.50	$69,576.94
TOTAL	**$773,201.53**	**$263,209.30**

(H) REFUNDS

☒ **No refunds to report.**

Date	Amount

TOTAL	

ANNUAL REPORT OF REVENUES AND EXPENDITURES
CA GOV. CODE 66006 (B)(1) (C), (D), (G), AND (H)

FIRE AGENCY: **SAN DIEGO COUNTY FIRE PROTECTION DISTRICT**
FISCAL YEAR: 2024/25
ACCOUNT FUND NO.: 14610

(G) INTERFUND TRANSFERS/LOANS

If applicable, provide a description of each interfund transfer or loan made from the account or fund, including the public improvement on which the transferred or loaned fees will be expended, and, in the case of an interfund loan, the date on which the loan will be repaid, and the rate of interest that the account or fund will receive on the loan.

☒ **No interfund transfers or loans to report.**

Description	Public Improvement	Repayment Date (for interfund loans only)	Interest Rate (for interfund loans only)

(E) PUBLIC IMPROVEMENT EXPENDITURES

If applicable, identify each public improvement on which fees were expended and the amount of expenditures on each improvement, including the total percentage of the cost of the public improvement that was funded with fees.

☐ **No public improvement expenditures to report.**

Date	Public Improvement	Total Expenditures (from all revenue sources)	Total FMF Expenditures	Percentage of Public Improvement funded by FMF
10/2024 – 5/2025	Fire Protection District Training Tower	$1,650,000.00	$16,869.87	100%
3/2025 – 6/2025	Ramona Station 80 Expansion	$245,000.00	$85,414.62	100%

(F) INCOMPLETE PUBLIC IMPROVEMENTS

If the fire agency has determined that sufficient funds have been collected to complete financing on an incomplete public improvement that has been identified for use of fee revenues and the public improvement remains incomplete at the time of the report, identify the approximate date by which the construction of the improvement will commence.

☐ **No information to report.**

Public Improvement	Approximate Start Date of Construction
Fire Protection District Training Tower - $1,633,130 (Total Remaining)	FY2025-26
Jacumba Station 43 Construction - $700,000 (Total Remaining)	FY2025-26
Ramona Station 80 Expansion - $159,936 (Total Remaining)	FY2025-26
Descanso Station 45 Construction - $3,000,000 (Total Remaining)	FY2028-29

FIVE-YEAR REQUIREMENTS
CA GOV. CODE 66001 (D)(1) (A)-(D)

FIRE AGENCY: **SAN DIEGO COUNTY FIRE PROTECTION DISTRICT**
FISCAL YEAR: 2024/25

(A) – (D) FINDINGS FOR UNEXPENDED FUNDS

For the fifth fiscal year following the first deposit in the fund and every five years thereafter, Section 66001 of the Mitigation Fee Act requires the local agency to provide the following findings regarding those funds remaining unexpended.

☒ **No unexpended funds to report.**

Amount	Purpose of Fee Gov. Code § 66001(D)(1)(A)	Reasonable Apportionment Gov. Code § 66001(D)(1)(B)	Anticipated Funding Gov. Code § 66001(D)(1)(C)	Estimated Funding Date Gov. Code § 66001(D)(1)(D)

ANNUAL REPORT OF REVENUES AND EXPENDITURES
CA GOV. CODE 66006 (B)(1) (C), (D), (G), AND (H)

FIRE AGENCY: **SAN MARCOS FIRE PROTECTION DISTRICT**
FISCAL YEAR: 2024/25
ACCOUNT FUND NO.: FMF ACCOUNT NO.105056-432002 (*OLD PROJECT*) / 105056-432002-66409 (*NEW PROJECT*)

(C) BEGINNING AND ENDING BALANCE OF ACCOUNT*

Beginning Balance	$0.00
Ending Balance	$16,843.30

(D) AMOUNT OF FEES COLLECTED AND INTEREST EARNED (REVENUES)

☐ **No revenues to report.**

Quarter	Fees	Interest
1st	$4,190.22	$0.00
2nd	$2,503.28	$0.00
3rd	$1,079.96	$0.00
4th	$9,069.84	$0.00
TOTAL	**$16,843.30**	**$0.00**

(H) REFUNDS

☒ **No refunds to report.**

Date	Amount
TOTAL	

ANNUAL REPORT OF REVENUES AND EXPENDITURES
CA GOV. CODE 66006 (B)(1) (C), (D), (G), AND (H)

FIRE AGENCY: **SAN MARCOS FIRE PROTECTION DISTRICT**
FISCAL YEAR: 2024/25
ACCOUNT FUND NO.: FMF ACCOUNT NO.105056-432002 (*OLD PROJECT*) / 105056-432002-66409 (*NEW PROJECT*)

(G) INTERFUND TRANSFERS/LOANS

If applicable, provide a description of each interfund transfer or loan made from the account or fund, including the public improvement on which the transferred or loaned fees will be expended, and, in the case of an interfund loan, the date on which the loan will be repaid, and the rate of interest that the account or fund will receive on the loan.

☒ **No interfund transfers or loans to report.**

Description	Public Improvement	Repayment Date (for interfund loans only)	Interest Rate (for interfund loans only)

(E) PUBLIC IMPROVEMENT EXPENDITURES

If applicable, identify each public improvement on which fees were expended and the amount of expenditures on each improvement, including the total percentage of the cost of the public improvement that was funded with fees.

☒ **No public improvement expenditures to report.**

Date	Public Improvement	Total Expenditures (from all revenue sources)	Total FMF Expenditures	Percentage of Public Improvement funded by FMF

(F) INCOMPLETE PUBLIC IMPROVEMENTS

If the fire agency has determined that sufficient funds have been collected to complete financing on an incomplete public improvement that has been identified for use of fee revenues and the public improvement remains incomplete at the time of the report, identify the approximate date by which the construction of the improvement will commence.

☒ **No information to report.**

Public Improvement	Approximate Start Date of Construction

FIVE-YEAR REQUIREMENTS
CA GOV. CODE 66001 (D)(1) (A)-(D)

FIRE AGENCY: **SAN MARCOS FIRE PROTECTION DISTRICT**
FISCAL YEAR: 2024/25

(A) – (D) FINDINGS FOR UNEXPENDED FUNDS

For the fifth fiscal year following the first deposit in the fund and every five years thereafter, Section 66001 of the Mitigation Fee Act requires the local agency to provide the following findings regarding those funds remaining unexpended.

☒ **No unexpended funds to report.**

Amount	Purpose of Fee Gov. Code § 66001(D)(1)(A)	Reasonable Apportionment Gov. Code § 66001(D)(1)(B)	Anticipated Funding Gov. Code § 66001(D)(1)(C)	Estimated Funding Date Gov. Code § 66001(D)(1)(D)

ANNUAL REPORT OF REVENUES AND EXPENDITURES
CA GOV. CODE 66006 (B)(1) (C), (D), (G), AND (H)

FIRE AGENCY: **SAN MIGUEL CONSOLIDATED FIRE PROTECTION DISTRICT**
FISCAL YEAR: 2024/25
ACCOUNT FUND NO.: 47735

(C) BEGINNING AND ENDING BALANCE OF ACCOUNT*

Beginning Balance	$781,815.04
Ending Balance	$1,102,946.82

(D) AMOUNT OF FEES COLLECTED AND INTEREST EARNED (REVENUES)

☐ **No revenues to report.**

Quarter	Fees	Interest
1st	$56,221.48	$7,453.46
2nd	$68,026.03	$7,800.32
3rd	$66,366.99	$8,440.31
4th	$97,441.70	$9,381.49
TOTAL	**$288,056.20**	**$33,075.58**

(H) REFUNDS

☒ **No refunds to report.**

Date	Amount
TOTAL	

ANNUAL REPORT OF REVENUES AND EXPENDITURES
CA GOV. CODE 66006 (B)(1) (C), (D), (G), AND (H)

FIRE AGENCY: **SAN MIGUEL CONSOLIDATED FIRE PROTECTION DISTRICT**
FISCAL YEAR: 2024/25
ACCOUNT FUND NO.: 47735

(G) INTERFUND TRANSFERS/LOANS

If applicable, provide a description of each interfund transfer or loan made from the account or fund, including the public improvement on which the transferred or loaned fees will be expended, and, in the case of an interfund loan, the date on which the loan will be repaid, and the rate of interest that the account or fund will receive on the loan.

☒ **No interfund transfers or loans to report.**

Description	Public Improvement	Repayment Date (for interfund loans only)	Interest Rate (for interfund loans only)

(E) PUBLIC IMPROVEMENT EXPENDITURES

If applicable, identify each public improvement on which fees were expended and the amount of expenditures on each improvement, including the total percentage of the cost of the public improvement that was funded with fees.

☒ **No public improvement expenditures to report.**

Date	Public Improvement	Total Expenditures (from all revenue sources)	Total FMF Expenditures	Percentage of Public Improvement funded by FMF

(F) INCOMPLETE PUBLIC IMPROVEMENTS

If the fire agency has determined that sufficient funds have been collected to complete financing on an incomplete public improvement that has been identified for use of fee revenues and the public improvement remains incomplete at the time of the report, identify the approximate date by which the construction of the improvement will commence.

☒ **No information to report.**

Public Improvement	Approximate Start Date of Construction

FIVE-YEAR REQUIREMENTS
CA GOV. CODE 66001 (D)(1) (A)-(D)

FIRE AGENCY: **SAN MIGUEL CONSOLIDATED FIRE PROTECTION DISTRICT**
FISCAL YEAR: 2024/25

(A) – (D) FINDINGS FOR UNEXPENDED FUNDS

For the fifth fiscal year following the first deposit in the fund and every five years thereafter, Section 66001 of the Mitigation Fee Act requires the local agency to provide the following findings regarding those funds remaining unexpended.

☒ No unexpended funds to report.

Amount	Purpose of Fee Gov. Code § 66001(D)(1)(A)	Reasonable Apportionment Gov. Code § 66001(D)(1)(B)	Anticipated Funding Gov. Code § 66001(D)(1)(C)	Estimated Funding Date Gov. Code § 66001(D)(1)(D)

ANNUAL REPORT OF REVENUES AND EXPENDITURES
CA GOV. CODE 66006 (B)(1) (C), (D), (G), AND (H)

FIRE AGENCY: **VALLEY CENTER FIRE PROTECTION DISTRICT**
FISCAL YEAR: 2024/25
ACCOUNT FUND NO.: 47855

(C) BEGINNING AND ENDING BALANCE OF ACCOUNT*

Beginning Balance	$541,145.21
Ending Balance	$458,741.44

(D) AMOUNT OF FEES COLLECTED AND INTEREST EARNED (REVENUES)

☐ **No revenues to report.**

Quarter	Fees	Interest
1st	$38,865.58	$5,159.24
2nd	$55,392.6	$5,398.69
3rd	$29,780.71	$5,905.43
4th	$30,896.2	$5,697.78
TOTAL	**$154,935.09**	**$22,161.14**

(H) REFUNDS

☒ **No refunds to report.**

Date	Amount
TOTAL	

ANNUAL REPORT OF REVENUES AND EXPENDITURES
CA GOV. CODE 66006 (B)(1) (C), (D), (G), AND (H)

FIRE AGENCY: **VALLEY CENTER FIRE PROTECTION DISTRICT**
FISCAL YEAR: 2024/25
ACCOUNT FUND NO.: 47855

(G) INTERFUND TRANSFERS/LOANS

If applicable, provide a description of each interfund transfer or loan made from the account or fund, including the public improvement on which the transferred or loaned fees will be expended, and, in the case of an interfund loan, the date on which the loan will be repaid, and the rate of interest that the account or fund will receive on the loan.

☐ **No interfund transfers or loans to report.**

Description	Public Improvement	Repayment Date (for interfund loans only)	Interest Rate (for interfund loans only)
Capital Improvement Loan	Fire Station 3	6/30/2044	$162,000, 4.95%

(E) PUBLIC IMPROVEMENT EXPENDITURES

If applicable, identify each public improvement on which fees were expended and the amount of expenditures on each improvement, including the total percentage of the cost of the public improvement that was funded with fees.

☐ **No public improvement expenditures to report.**

Date	Public Improvement	Total Expenditures (from all revenue sources)	Total FMF Expenditures	Percentage of Public Improvement funded by FMF
FY 24-25	Station 3 Capital Improvement Loan	$241,272.08	$162,000.00	67%
FY 24-25	Type 1 Engine Payment	$97,500.00	$97,500.00	100%

(F) INCOMPLETE PUBLIC IMPROVEMENTS

If the fire agency has determined that sufficient funds have been collected to complete financing on an incomplete public improvement that has been identified for use of fee revenues and the public improvement remains incomplete at the time of the report, identify the approximate date by which the construction of the improvement will commence.

☒ **No information to report.**

Public Improvement	Approximate Start Date of Construction

FIVE-YEAR REQUIREMENTS
CA GOV. CODE 66001 (D)(1) (A)-(D)

FIRE AGENCY: **VALLEY CENTER FIRE PROTECTION DISTRICT**
FISCAL YEAR: 2024/25

(A) – (D) FINDINGS FOR UNEXPENDED FUNDS

For the fifth fiscal year following the first deposit in the fund and every five years thereafter, Section 66001 of the Mitigation Fee Act requires the local agency to provide the following findings regarding those funds remaining unexpended.

☒ **No unexpended funds to report.**

Amount	Purpose of Fee Gov. Code § 66001(D)(1)(A)	Reasonable Apportionment Gov. Code § 66001(D)(1)(B)	Anticipated Funding Gov. Code § 66001(D)(1)(C)	Estimated Funding Date Gov. Code § 66001(D)(1)(D)

ANNUAL REPORT OF REVENUES AND EXPENDITURES
CA GOV. CODE 66006 (B)(1) (C), (D), (G), AND (H)

FIRE AGENCY: **VISTA FIRE PROTECTION DISTRICT**
FISCAL YEAR: 2024/25
ACCOUNT FUND NO.: 47745

(C) BEGINNING AND ENDING BALANCE OF ACCOUNT*

	FMF FUND	CITY OF VISTA TRUST**
Beginning Balance	$452,004.91	$452,765.90
Ending Balance	$56,064.22	$0
TOTAL FMF FUNDS AVAILABLE		$56,064.22

**FMF funds transferred to City of Vista Trust for use towards Fire Station 3 construction project

(D) AMOUNT OF FEES COLLECTED AND INTEREST EARNED (REVENUES)

☐ **No revenues to report.**

Quarter	Fees	Interest
1st	$33,730.48	$4,309.62
2nd	$60,590.28	$4,520.32
3rd	$49,234.92	$5,054.52
4th	$16,721.00	$4,639.39

TOTAL	$160,276.68	$18,523.85

(H) REFUNDS

☒ **No refunds to report.**

Date	Amount
TOTAL	

ANNUAL REPORT OF REVENUES AND EXPENDITURES
CA GOV. CODE 66006 (B)(1) (C), (D), (G), AND (H)

FIRE AGENCY: **VISTA FIRE PROTECTION DISTRICT**
FISCAL YEAR: 2024/25
ACCOUNT FUND NO.: 47745

(G) INTERFUND TRANSFERS/LOANS

If applicable, provide a description of each interfund transfer or loan made from the account or fund, including the public improvement on which the transferred or loaned fees will be expended, and, in the case of an interfund loan, the date on which the loan will be repaid, and the rate of interest that the account or fund will receive on the loan.

☒ **No interfund transfers or loans to report.**

Description	Public Improvement	Repayment Date (for interfund loans only)	Interest Rate (for interfund loans only)
Interfund Transfer	Repayment to General Fund for Station 3 Reconstruction	05/01/2025	$574,741.19

(E) PUBLIC IMPROVEMENT EXPENDITURES

If applicable, identify each public improvement on which fees were expended and the amount of expenditures on each improvement, including the total percentage of the cost of the public improvement that was funded with fees.

☐ **No public improvement expenditures to report.**

Date	Public Improvement	Total Expenditures (from all revenue sources)	Total FMF Expenditures	Percentage of Public Improvement funded by FMF

5/01/2025	VTA3 Fire Station Reconstruction Progress Payment – Held in City of Vista Trust	$452,765.90	53%	5/01/2025
5/01/2025	VTA3 Fire Station Reconstruction Progress Payment Balance: $1,357,492.91	$574,741.19	53%	5/01/2025

(F) INCOMPLETE PUBLIC IMPROVEMENTS

If the fire agency has determined that sufficient funds have been collected to complete financing on an incomplete public improvement that has been identified for use of fee revenues and the public improvement remains incomplete at the time of the report, identify the approximate date by which the construction of the improvement will commence.

☒ **No information to report.**

Public Improvement	Approximate Start Date of Construction

FIVE-YEAR REQUIREMENTS
CA GOV. CODE 66001 (D)(1) (A)-(D)

FIRE AGENCY: **VISTA FIRE PROTECTION DISTRICT**
FISCAL YEAR: 2024/25

(A) – (D) FINDINGS FOR UNEXPENDED FUNDS

For the fifth fiscal year following the first deposit in the fund and every five years thereafter, Section 66001 of the Mitigation Fee Act requires the local agency to provide the following findings regarding those funds remaining unexpended.

☒ **No unexpended funds to report.**

Amount	Purpose of Fee Gov. Code § 66001(D)(1)(A)	Reasonable Apportionment Gov. Code § 66001(D)(1)(B)	Anticipated Funding Gov. Code § 66001(D)(1)(C)	Estimated Funding Date Gov. Code § 66001(D)(1)(D)

COSD CLERK OF THE BOARD
2025 DEC 11 AM10:18

COUNTY OF SAN DIEGO

PUBLIC WORKS

MARISA K. BARRIE, PE
DIRECTOR

5510 OVERLAND AVENUE, SUITE 410, SAN DIEGO, CALIFORNIA 92123-1237
(858) 694-2212

KATHRYN A. STEWART, PE
ASSISTANT DIRECTOR

December 11, 2025

To: Supervisor Terra Lawson-Remer, Chair
Supervisor Monica Montgomery Steppe, Vice Chair
Supervisor Paloma Aguirre, Chair Pro-Tem
Supervisor Joel Anderson
Supervisor Jim Desmond

From: Marisa K. Barrie, P.E.,
Director of Public Works

ANNUAL REPORTS FOR TRANSPORTATION IMPACT MITIGATION FEES FOR FISCAL YEAR 2024-2025 (DISTRICTS: ALL)

The County of San Diego's (County) infrastructure improvement fee programs are designed to equitably distribute the costs associated with new development by charging fees that correspond to the impacts of development projects. These programs help fund necessary infrastructure improvements while alleviating the financial burden on taxpayers. This approach ensures that the growth in the community is sustainable and that essential public services are maintained. By linking fees directly to development impacts, the County aims to create a balanced framework that supports both growth and community needs.

The County maintains a total of three programs that mitigate transportation impacts from development in the unincorporated area. The programs are: 1) Board Policy J-25 (J-25), Participation of Individuals, Organizations, Private Developers, or other Jurisdictions in the Implementation of Intersection Betterments; 2) the Transportation Impact Fee (TIF); and 3) the Regional Transportation Congestion Improvement Program (RTCIP). These fees are collected and held in interest-bearing accounts until there is sufficient funding to commence roadway improvement projects for which the fees are collected.

The State's Mitigation Fee Act (Government Code Sections 66000–66025) outlines how local agencies must manage and report development impact fees. The Act requires agencies to publish an annual report showing how these fees are used and to review any funds collected more than five years ago to confirm they are still needed for their intended projects. The annual report must be made available to the public within 180 days of the end of the fiscal year by December 28, 2025, for this reporting period.

This letter is accompanied by reports required by the Act for the County's transportation mitigation fee programs, Attachment A and Attachment B. The reports summarize transactions and ending balances for Fiscal Year 2024-25, past improvements constructed with fees, and plans for fees

currently held in trust accounts. For Fiscal Year 2024-25, the J-25 program collected $24,000 and had an ending balance of $3,796,330; the TIF program collected $386,816 and had an ending balance of $21,786,041; the RTCIP program collected $1,483,696 and had an ending balance of $23,023,148. Staff has reviewed the balance of program funds and determined funds are reserved for active projects and the improvements which the funds were collected for are still necessary.

If you have questions or would like additional information, please contact Marisa Barrie, DPW Director, at (858) 694 3087 or Marisa.Barrie@sdcounty.ca.gov.

Respectfully,

MARISA BARRIE, Director
Department of Public Works

CC:
Dahvia Lynch, Deputy Chief Administrative Officer – Land Use and Environment Group
Andrew Potter, Clerk of the Board of Supervisors

Attachment A – Intersection Improvement Fee Program (Board Policy J-25) Comprehensive Annual Mitigation Fees Report Fiscal Year 2024-2025
Attachment B – Transportation Impact Fee (TIF) and Regional Transportation Congestion Improvement Program (RTCIP) Comprehensive Annual Mitigation Fees Report Fiscal Year 2024-2025

COUNTY OF SAN DIEGO

Department of Public Works

INTERSECTION IMPROVEMENT FEE PROGRAM (BOARD POLICY J-25)

COMPREHENSIVE ANNUAL MITIGATION FEES REPORT

FISCAL YEAR 2024-2025

Table of Contents

Reporting Requirements 2
Description, Purpose, and Amount of Fee, Gov. Code §§ 66001(d)(1)(A) & 66006(b)(1)(A) 2
Annual Requirements under Gov. Code §66006 3
Fees Collected, Interest Earned, and Project Reimbursements, Govt. Code § 66006(b)(1)(B)-(E) 3
Construction Commencement Date, Govt. Code § 66006(b)(1)(F) 9
Interfund Transfers or Loans, Govt. Code § 66006(b)(1)(G) 9
Refunds, Govt. Code § 66006(b)(1)(H) 9
Five-Year Impact Fees Report Requirements under Gov. Code §66001 10
Statement of Revenues, Expenditures and Changes in Fund Balance 10
Reasonable Relationship, Gov. Code § 66001(d)(1)(B) 11
Funding Anticipated for Incomplete Improvements, Gov. Code § 66001(d)(1)(C) & (D) 11

Reporting Requirements

The Mitigation Fee Act, California Government Code § 66000, et seq. (Act), establishes annual and five-year reporting requirements for fees collected as a condition of the approval of a development project. The Act also specifies how these fees must be handled. Within the Act's legal requirements, it stipulates fees imposed on new development have the proper nexus to any project on which they are imposed. In addition, it imposes certain accounting and reporting requirements with respect to the fees collected. The fees, for accounting purposes, must be segregated from the general funds of the County and from other funds containing fees collected for other improvements. Interest on each development fee fund must be credited to that fund and used only for those purposes for which the fees were collected.

Annually, Section 66006 of the Act requires the local agency to make available to the public the following information with regard to those funds: (A) Brief description of type of fee in the account or fund; (B) The amount of the fee; (C) The beginning and ending balance of the account or fund; (D) The amount of the fees collected and the interest earned; (E) Identification of each public improvement fees were expended on and amount of expenditures on each improvement, including the total percentage of the cost of improvement funded with fees; (F) (i) Identification of approximate date the construction of the public improvement will commence for projects that are fully funded, as identified in paragraph (2) of subdivision (a) of Section 66001, and the project remains incomplete. (ii) An identification of each public improvement identified in a previous report pursuant to clause (j) and whether construction began on the approximate date noted in the previous report. (iii) For a project identified pursuant to clause (ii) for which construction did not commence by the approximate date provided in the previous report, the reason for the delay and a revised approximate date that the local agency will commence construction; (G) Description of each interfund transfer or loan made from the account or fund, including public improvement on which the transferred or loaned fees will be expended, and the date loan will be repaid and rate of interest on loan; (H) The amount of refunds made pursuant to subdivision (e) of Section 66001(e), the number of persons or entities identified to receive those refunds, and allocations pursuant Section 66001(f).

For the fifth fiscal year following the first deposit into the fund and every five years thereafter, Section 66001 of the Act requires the local agency to make the following findings with regard to those funds remaining unexpended: A) Identify the purpose to which the fee is to be put; B) Demonstrate a reasonable relationship between the fee and the purpose for which it is charged; C) Identify all sources and amounts of funding anticipated to complete financing in incomplete improvements; and D) Identify the approximate dates on which the funding necessary to complete the improvements will be deposited into the fund. The annual and five-year reports are required by Section 66001 of the Act to be combined.

This annual report was made available to the public through the Department of Public Works website within 180-days of the end of the fiscal year at https://www.sandiegocounty.gov/content/sdc/dpw/engineering/cipprojts.html and five-year findings were made by the Board on December 11, 2024.

Description, Purpose, and Amount of Fee, Gov. Code §§ 66001(d)(1)(A) & 66006(b)(1)(A)

Board Policy J-25 establishes a means by which the County may require payments from a developer on an ad hoc basis to mitigate impacts to intersections. The fees are collected separately from Transportation Impact Fees (TIF) established by the County's TIF program, San Diego County Code of Regulatory Ordinances § 77.201, et seq. The Policy also addresses voluntary payments from developers for intersectional improvements that developers wish to make, but which are not imposed as a condition of project approval. Since the Act only applies to fees that are imposed on

development projects, this report focuses only on the ad hoc fees imposed as a condition of development approval. Fees that are voluntarily paid are outside the scope of this report.

Typical future intersection improvements for which ad hoc fees are paid in accordance with Board Policy J-25 include, among other things, traffic signals, striping, additional through lanes and turn lanes, and drainage and stormwater improvements. Fees collected from developers are held in a Trust Fund for the planned improvements for which they were paid. As sufficient funding becomes available to complete improvements, the projects are reimbursed from the trust funds.

Annual Requirements under Gov. Code §66006

Fees Collected, Interest Earned, and Project Reimbursements, Govt. Code § 66006(b)(1)(B)-(E)

Fees are collected on an ad hoc basis and not combined with other funds when collected. The amount of the fee is reported as of the date it was collected and is included in the section titled "Funding Anticipated for Incomplete Improvements, Gov. Code § 66001(d)(1)(C) & (D)". The beginning balance as of July 1, 2024, is reported in the following table. The beginning balance may include accumulated interest from the date of payment if made during a prior fiscal year. The table also identifies any deposits, interest earned, refunds, and the ending balance as of June 30, 2025 as required to be reported by Govt. Code § 66006(b)(1)(B)-(E).

Fee Description with Project Location	Beginning Balance (7/1/24)	Deposits	Interest	Project Reimbursement / Admin Cost	Refunds	Ending Balance (6/30/25)	Total Project Cost	Reimbursement %
BR Steele Cy Rd/Sweetwater River	$ 767,837		29,239			797,076		
Cross St: Road to Rio	511		19			530		
IM 10 St/Hwy 78	1,469		55			1,524		
IM 17 St	7,765		295			8,060		
IM 7 St/Hwy 78	1,924		73			1,997		
IM Bernardo Center Dr/Camino Del Norte	381,852		14,541			396,393		
IM Camino Del Norte/I-15	66,306		2,525			68,831		
IM Camino San Bernardino	84,885		3,232			88,117		
IM Cool Water Ranch Rd	13,367		508			13,875		
IM D St	584		22			606		
IM Del Dios Hwy	50,881		1,937			52,818		

Fee Description with Project Location	Beginning Balance (7/1/24)	Deposits	Interest	Project Reimbursement / Admin Cost	Refunds	Ending Balance (6/30/25)	Total Project Cost	Reimbursement %
IM Fallbrook St/Stagecoach Ln	3,300		125			3,425		
IM Hart Dr	3,635		138			3,773		
IM Hillsdale Rd	87,884		3,347			91,231		
IM Lake Jennings Park Rd	42,194		1,606			43,800		
IM Marlinda Wy	121		4			125		
IM Olive St/Pine St/Hwy 78	607		23			630		
IM Poinciana Dr	362		14			376		
IM Rancho Bernardo Rd	1,458		55			1,513		
IM Rancho Bernardo Rd/W Bernardo Dr	110,291		4,199			114,490		
IM Rancho Santa Fe Farms Rd	81,835		3,116			84,951		
IM San Vicente St	19,654		748			20,402		
IM Sugarbush Dr	15,562		593			16,155		
IM Tavern Rd/I-8	13,825		526			14,351		
IM Victoria Dr	5,595		213			5,808		
SL Main St/Mission Rd	14,370		547			14,917		
SW Jack Rabbit Acres	13,771		524			14,295		
SW Jamacha Bl	6,335		241			6,576		
SW Pepper Tree Ln	7,561		287			7,848		
SW Point Pkwy	65,550		2,496			68,046		
TM 5203 -Area: Eucalyptus Hills	35,775		1,365			37,140		
TM 5522 -Sunset View Estates	2,672		101			2,773		
TM 4976-1 Area: Bonsall	3,897		148			4,044		
TM 5069 – Belmont Village Senior Living	0	24,000	452			24,452		
TS Alvarado St/Brandon Rd	712		27			739		
TS Alvarado St/Stagecoach Ln	6,085		231			6,316		

Fee Description with Project Location	Beginning Balance (7/1/24)	Deposits	Interest	Project Reimburse ment / Admin Cost	Refunds	Ending Balance (6/30/25)	Total Project Cost	Reimburse ment %
TS Archie Moore Rd/Hwy 67	5,106		194			5,300		
TS Arnold Wy/Harbison Cy Rd	4,695		178			4,873		
TS Ash St/Hwy 78	13,229		503			13,732		
TS Avocado Bl/Campo Rd	41,760		1,590			43,350		
TS Avocado Bl/Challenge Bl	375		14			389		
TS Avocado Bl/Hwy 94	44,346		1,689			46,035		
TS Bancroft Dr/Helix St	1,625		62			1,687		
TS Bancroft Dr/Hwy 94	7,990		304			8,294		
TS Bernardo Center Dr/Camino Del Norte	21,906		834			22,740		
TS Black Mt Rd/El Camino Del Norte	1,243		47			1,290		
TS Blue Bird Cy Rd/Buena Creek Rd	436		16			452		
TS Bonita Rd/Glen Abbey	205,474		7,825			213,299		
TS Bradley Av/First St	4,259		162			4,421		
TS Brandon Rd/East Alvarado St	745		28			773		
TS Buena Creek Rd/Monte Vista Dr	39,639		1,509			41,148		
TS Buena Creek Rd/SF 1414	2,261		86			2,347		
TS Calavo Rd/Stagecoach Ln	7,035		267			7,302		
TS Calle Verde/Via Mercado	35,272		1,343			36,615		
TS Camino Del Rey/Hwy 395	11,714		446			12,160		
TS Camino Del Rey/Old River Rd	6,564		250			6,814		
TS Camino Del Rey/W Lilac Rd	18,531		705			19,236		
TS Campo Rd/Sweetwater Springs	3,085		117			3,202		
TS Campo Rd/Tecate Rd	23,028		876			23,904		
TS Challenge Bl/Avocado Bl	5,618		213			5,831		
TS Champagne Bl/Lawrence Welk Dr	143,594		5,468			149,062		

Fee Description with Project Location	Beginning Balance (7/1/24)	Deposits	Interest	Project Reimbursement / Admin Cost	Refunds	Ending Balance (6/30/25)	Total Project Cost	Reimbursement %
TS Channel Rd/Industry Rd	685		26			711		
TS Circle R Dr/Hwy 395	4,117		157			4,274		
TS Citracado Pkwy/Eucalyptus Av	1,363		52			1,414		
TS East Victoria Dr/Hwy 80	4,578		174			4,752		
TS El Monte Rd/Lake Jennings Park Rd	22,422		853			23,275		
TS El Montevideo/Paseo Delicias	1,050		40			1,090		
TS Fallbrook St/Reche Rd	2,723		103			2,826		
TS Fallbrook St/Stagecoach Ln	80,789		3,076			83,865		
TS Foothill Dr/Vista Dr	911		34			945		
TS Gird Rd/Hwy 76	78,966		3,007			81,973		
TS Gopher Cy Rd/I-15	17,907		682			18,589		
TS Graves Av/Pepper Dr	6,956		264			7,220		
TS Graves/Mollison/Pepper Dr	6,500		247			6,747		
TS Green Cy Rd/Mission Rd	8,537		325			8,862		
TS Hanson Ln/Main St	14,417		548			14,965		
TS Hidden Meadow Rd/Mt Meadow Rd	205		7			212		
TS Hillsdale Rd/Vista Grande Rd	289		5	294		0	$1,000,000	3%
TS Hillsdale Rd/Willow Glen Dr	33,610		1,279			34,889		
TS Hillsdale Rd/Wind River Rd	5,752		219			5,971		
TS Hwy 395/unnamed Rd	17,043		649			17,692		
TS Hwy 67/Hwy 78	3,594		136			3,730		
TS Jamul Dr/Lyons Valley Rd	3,761		143			3,904		
TS Japatul Valley Rd/I-8	4,881		186			5,067		
TS Julian Av/Lake Jennings Park Rd	1,113		42			1,154		
TS Julian Rd/Main St	337		13			350		

Fee Description with Project Location	Beginning Balance (7/1/24)	Deposits	Interest	Project Reimburse ment / Admin Cost	Refunds	Ending Balance (6/30/25)	Total Project Cost	Reimburse ment %
TS Kenwood Dr/Hwy 94	22,580		860			23,440		
TS Lake Jennings Park Rd/Hwy 80	8,524		324			8,848		
TS Lilac Rd/Old Castle Rd	4,319		164			4,483		
TS Lilac Rd/Old River & Olive Hill Rd	2,319		88			2,407		
TS Los Coches/Jackson Hill	3,096		118			3,214		
TS Lyons Valley Rd	957		37			994		
TS Lyons Valley Rd/Campo Rd	1,457		55			1,512		
TS Lyons Valley Rd/Jamul Dr	1,445		55			1,500		
TS Lyons Valley Rd/Skyline Truck Tr	35,863		1,366			37,229		
TS Magnolia Av/Hwy 78	4,431		168			4,599		
TS Main St/Kalbaugh St	646		24			670		
TS Mission Rd/Green Cy Rd	24,449		931			25,380		
TS Mission Rd/I-15	7,013		267			7,280		
TS Mission Rd/Reche Rd	4,385		167			4,552		
TS Montecito Rd/Hwy 67	3,892		148			4,040		
TS Mt Meadow Rd/Meadow Glen Wy East	2,045		77			2,122		
TS Mt Meadow Rd/N Center City Pkwy	2,955		113			3,068		
TS Mussey Grade Rd/Hwy 67	993		37			1,030		
TS Old Castle Rd/Hwy 395	9,821		373			10,194		
TS Old River Rd/W Lilac Rd	3,083		117			3,200		
TS Olive Hill Rd/Old River Rd	8,612		328			8,940		
TS Pala Rd/Gird Rd/Via Monserate	47,435		1,806			49,242		
TS Pala Rd/Via Monserate	817		31			848		
TS Pepper Tree Ln/S Mission Rd	2,165		82			2,247		
TS Pine Valley Rd/Hwy 80	6,140		234			6,374		

Fee Description with Project Location	Beginning Balance (7/1/24)	Deposits	Interest	Project Reimbursement / Admin Cost	Refunds	Ending Balance (6/30/25)	Total Project Cost	Reimbursement %
TS Rainbow Valley Rd/unnamed Rd	9,203		350			9,553		
TS Ramona Dr/Hwy 76	4,604		175			4,779		
TS Ramona St/Hwy 67	536		20			556		
TS Ramona St/Main St	33,479		1,275			34,754		
TS Rancho Santa Fe Rd/680	5,602		213			5,815		
TS Reche Rd/Hwy 395	6,221		236			6,457		
TS S Grade Rd/Harbison Cy	1,581		60			1,641		
TS S Grade Rd/Hwy 80	3,885		148			4,033		
TS S Grade Rd/Tavern Rd	66,910		2,548			69,458		
TS San Pasqual Valley Rd/Summit Dr	6,051		230			6,281		
TS San Pasqual/17 St	314		11			325		
TS San Pasqual/Summit Dr	784		30			814		
TS Stagecoach Ln/Rod St/Brooke Rd	8,167		310			8,477		
TS Summit Dr/Hwy 78	4,335		165			4,500		
TS Sweetwater Springs Bl	3,376		128			3,504		
TS Tavern Rd/I-8	276,054		10,512			286,566		
TS Tavern Rd/Victoria Park Terr	6,734		256			6,990		
TS Third St/Hwy 78	67,792		2,581			70,373		
TS Third St/Main	2,672		101			2,774		
TS Via Monserate/Hwy 76	16,625		633			17,258		
TS W Lilac Rd/Hwy 395	6,972		265			7,237		
Grand Total	**$3,633,797**	**$24,000**	**$138,827**	**$294**	**$0**	**$3,796,330**	**N/A**	**N/A**

Note: The sum of individual figures may not equal the total for that column or row due to rounding.

Legend:
BR – Bridge, IM – Road Improvements, SW – Storm Water, TS – Traffic Signal, SL – Street Light, SD – Special Districts, DR – Drainage.

Construction Commencement Date, Govt. Code § 66006(b)(1)(F)

Government Code section 66006(b)(1)(F) requires the County to report the approximate date when work on a fully funded project will commence. There are no projects for which sufficient funding has been received. No work was commenced.

Interfund Transfers or Loans, Govt. Code § 66006(b)(1)(G)

There were no interfund transfers or loans.

Refunds, Govt. Code § 66006(b)(1)(H)

There were no refunds for Fiscal Year 2024-2025.

Five-Year Impact Fees Report Requirements under Gov. Code §66001

Statement of Revenues, Expenditures and Changes in Fund Balance

The table below shows the cumulative unexpended balances for the ad hoc Board Policy J-25 deposits over the past five years and includes the unexpended balance.

Description	FY 2020-2021	FY 2021-2022	FY 2022-2023	FY 2023-2024	FY 2024-2025
REVENUES:					
Collections	-	-	36,241		24,000
Interest	32,124	24,313	90,786	135,038	138,827
Refunds	-	-	-	-	-
Total Net Revenues	**$32,124**	**$24,313**	**$127,027**	**$135,038**	**$162,827**
EXPENDITURES:					
Capital Improvements	-	-	-	29,088	294
Admin	-	-	32	-	-
Total Expenditures	**-**	**-**	**32**	**29,088**	**294**
REVENUES OVER (UNDER) EXPENDITURES	32,124	24,313	126,995	105,950	162,533
Fund Balance, Beginning of Year	3,344,414	3,376,538	3,400,851	3,527,847	3,633,797
Fund Balance, End of Year	**$3,376,538**	**$3,400,851**	**$3,527,847**	**$3,633,797**	**$3,796,330**

Note: Revenues are expended on first-in first-out basis.

Reasonable Relationship, Gov. Code § 66001(d)(1)(B)

Fees imposed in accordance with Board Policy J-25 are determined on an ad hoc basis to pay for improvements needed to mitigate project impacts. Fees collected cannot include an amount for existing deficiencies, pass-through traffic, or to address other impacts unassociated with the project. As a result, the fees are generally insufficient to fully fund work so they must be combined with other funds, when available, to complete the improvement work. Each project with an unexpended balance identified above was reviewed to ensure that the improvements for which funds were collected are still needed to address project impacts. Staff found that some roads were improved by the Department of Public Works (DPW) since fees were collected – DPW intends to utilize the collected fees to reimburse project costs. Staff reviewed the road network to ensure anticipated road improvements are still needed. No roads for which funds have been collected have been deleted from the County's Mobility Element, and no land use nor changes to the projects were reported to DPW. There being no identified change in the road network or land use, it was determined that there continues to be a reasonable relationship between the fee and the purpose for which it was collected.

Funding Anticipated for Incomplete Improvements, Gov. Code § 66001(d)(1)(C) & (D)

Fees are held in trust funds until traffic signal warrants are met, a project is developed, and sufficient funds are available. After those conditions are met, a project is initiated to make intersection improvements. Alternative funding sources, if available, may be used to fully fund projects. The following table shows the fund balances held in each trust account, the date(s) the fee was collected, the anticipated total project cost, and anticipated date when a project will be funded and initiated. It can take a significant amount of time to obtain sufficient funding for projects depending on project conditions and the pace of fee-paying development. Some improvements are located in cities outside of the County's jurisdiction, in which case funding is distributed to the local agency as projects are completed. Other funding for incomplete projects is provided primarily by grant funds, Road Fund allocations, and TransNet distributions; except where noted. The table identifies the revenue sources and amounts of funding anticipated to complete financing in incomplete improvements, and the approximate dates designated on which the funding is expected to be deposited.

Fee Description	Date(s) Fee was Collected	Fund Balance ($)	Total Project Cost	Other Funding	Anticipated Funding Date
BR Steele Cy Rd/Sweetwater River	11/1/1988	$797,076	TBD		Next 5-10 years
	4/6/1990				
	3/29/1993				
	3/17/1995				
	10/9/1995				
	4/2/1996				
	3/18/1999				
Cross St: Road to Rio	5/27/2015	530	TBD	City of San Diego	Next 5-10 years
IM 10 St/Hwy 78	12/16/2004	1,524	TBD		Next 5-10 years
IM 17 St	10/18/1989	8,060	TBD		Next 5-10 years
IM 7 St/Hwy 78	12/16/2004	1,997	TBD		Next 5-10 years
IM Bernardo Center Dr/Camino Del Nort	1/29/1999	396,393	TBD	City of San Diego	Next 5-10 years
	5/11/2004				
	5/13/2004				
	6/29/2004				
	7/7/2004				
	7/28/2004				
	8/26/2004				
	8/27/2004				
	9/13/2004				
	9/23/2004				
	9/24/2004				
	10/25/2004				
	11/4/2004				
	11/9/2004				
	12/2/2004				
	1/10/2005				

Fee Description	Date(s) Fee was Collected	Fund Balance ($)	Total Project Cost	Other Funding	Anticipated Funding Date
	1/24/2005				
	1/27/2005				
	2/17/2005				
	3/7/2005				
	3/25/2005				
	4/14/2005				
	5/5/2005				
	5/13/2005				
	5/20/2005				
	5/31/2005				
	6/1/2005				
	7/1/2005				
	8/9/2005				
	8/10/2005				
	10/31/2005				
	7/20/2006				
	8/1/2006				
	8/2/2006				
	11/14/2006				
	1/30/2007				
	2/20/2007				
	1/3/2008				
	8/29/2008				
	9/15/2009				
	12/2/2009				

Fee Description	Date(s) Fee was Collected	Fund Balance ($)	Total Project Cost	Other Funding	Anticipated Funding Date
	2/25/2010				
	10/21/2010				
	11/3/2010				
	4/22/2011				
	5/27/2011				
	8/1/2011				
	12/8/2011				
	3/26/2012				
	6/22/2012				
IM Camino Del Norte/I-15	1/25/2006	68,831	TBD	City of San Diego	Next 5-10 years
	2/28/2006				
	8/22/2006				
	10/26/2007				
	12/5/2007				
	1/3/2008				
	1/8/2008				
	1/16/2008				
	3/24/2008				
	6/10/2008				
IM Camino San Bernardino	11/27/2002	88,117	TBD		Next 5-10 years
IM Cool Water Ranch Rd	1/27/1989	13,875	TBD		Next 5-10 years
IM D St	12/14/2010	606	TBD		Next 5-10 years
IM Del Dios Hwy	10/28/2004	52,818	TBD		Next 5-10 years
	1/14/2005				
IM Fallbrook St/Stagecoach Ln	7/8/2004	3,425	TBD		Next 5-10 years

Fee Description	Date(s) Fee was Collected	Fund Balance ($)	Total Project Cost	Other Funding	Anticipated Funding Date
IM Hart Dr	2/6/1991	3,773	TBD		Next 5-10 years
IM Hillsdale Rd	3/10/1999	91,231	TBD		Next 5-10 years
IM Lake Jennings Park Rd	2/25/1992	43,800	TBD		Fiscal Year 2025/26
IM Marlinda Wy	9/30/2009	125	TBD		Next 5-10 years
IM Olive St/Pine St/Hwy 78	12/16/2004	630	TBD		When warrants are met or project developed
IM Poinciana Dr	7/14/2009	376	TBD		When warrants are met or project developed
IM Rancho Bernardo Rd	3/25/2005	1,513	TBD		When warrants are met or project developed
	7/1/2005				
IM Rancho Bernardo Rd/W Bernardo Dr	1/5/2011	114,490	TBD	City of San Diego	Next 5-10 years
	1/8/2011				
	5/20/2005				
	10/31/2005				
	8/2/2006				
	11/14/2006				
	7/26/2007				
IM Rancho Santa Fe Farms Rd	10/15/1990	84,951	TBD		Next 5-10 years
IM San Vicente St	2/27/1987	20,402	TBD		Next 5-10 years
IM Sugarbush Dr	1/11/1977	16,155	TBD		Next 5-10 years
IM Tavern Rd/I-8	12/18/2001	14,351	TBD		Next 5-10 years
	12/4/1997				
	9/29/1998				
	9/4/2003				
IM Victoria Dr	10/8/2009	5,808	TBD		Next 5-10 years
SL Main St/Mission Rd	10/5/2004	14,917	TBD		Next 5-10 years
SW Jack Rabbit Acres	5/5/2005	14,295	TBD		Next 5-10 years

Fee Description	Date(s) Fee was Collected	Fund Balance ($)	Total Project Cost	Other Funding	Anticipated Funding Date
SW Jamacha Bl	8/20/2004	6,576	TBD		Next 5-10 years
SW Pepper Tree Ln	8/20/2004	7,848	TBD		Next 5-10 years
SW Point Pkwy	7/11/2005 2/2/2006	68,046	TBD		Next 5-10 years
TM 5203 -Area: Eucalyptus Hills	11/17/2022	37,140	TBD		When warrants are met or project developed
TM 5522 -Sunset View Estates	11/04/2022	2,773	TBD		When warrants are met or project developed
TM 4976-1 Area: Bonsall	2/10/2015	4,044	TBD		Next 5-10 years
TM 5069 – Belmont Village Senior Living	2/14/2025	24,452	TBD		Next 5-10 years
TS Alvarado St/Brandon Rd	2/7/2003	739	TBD		When warrants are met or project developed
TS Alvarado St/Stagecoach Ln	2/7/2003 2/4/2006	6,316	TBD		When warrants are met or project developed
TS Archie Moore Rd/Hwy 67	6/14/1991 9/15/2006 3/27/2008 5/12/2009	5,300	TBD		Next 5-10 years
TS Arnold Way/Harbison Cy Rd	9/27/1996	4,873	TBD		When warrants are met or project developed
TS Ash St/Hwy 78	6/29/2000	13,732	TBD		When warrants are met or project developed
TS Avocado Bl/Campo Rd	5/24/1983	43,350	TBD		When warrants are met or project developed
TS Avocado Bl/Challenge Bl	10/15/1987	389	TBD		When warrants are met or project developed
TS Avocado Bl/Hwy 94	8/3/2001 6/6/2002 5/2/1986 3/10/1999	46,035	TBD		When warrants are met or project developed
TS Bancroft Dr/Helix St	4/17/1997 11/6/2007	1,687	TBD		When warrants are met or project developed

Fee Description	Date(s) Fee was Collected	Fund Balance ($)	Total Project Cost	Other Funding	Anticipated Funding Date
TS Bancroft Dr/Hwy 94	3/29/1989 12/5/1990 11/13/1991 5/28/1992 6/25/1992 4/15/1993 4/5/1996 4/15/1996 11/6/2007	8,294	TBD		When warrants are met or project developed
TS Bernardo Center Dr/Camino Del Norte	11/14/2006	22,740	TBD	City of San Diego	Next 5-10 years
TS Black Mt Rd/El Camino Del Norte	4/19/1996	1,290	TBD	City of San Diego	Next 5-10 years
TS Blue Bird Cy Rd/Buena Creek Rd	6/27/1995	452	TBD		When warrants are met or project developed
TS Bonita Rd/Glen Abbey	3/15/1985 11/15/1985 8/26/1986 10/21/1986 3/30/1988 1/9/1989	213,299	TBD		When warrants are met or project developed
TS Bradley Av/First St	1/6/1986 5/19/1988 6/29/1988 2/3/1994	4,421	TBD		When warrants are met or project developed
TS Brandon Rd/East Alvarado St	9/25/2003	773	TBD		When warrants are met or project developed
TS Buena Creek Rd/Monte Vista Dr	10/5/1978	41,148	$1,200,000	HUTA	Fiscal Year 2025/26

Fee Description	Date(s) Fee was Collected	Fund Balance ($)	Total Project Cost	Other Funding	Anticipated Funding Date
	6/1/1979				
	1/16/1980				
	10/12/1983				
	11/4/1983				
	11/29/1983				
	7/25/1985				
	8/25/1993				
	4/20/2011				
	9/21/2012				
TS Buena Creek Rd/SF 1414	11/8/1985	2,347	TBD		When warrants are met or project developed
TS Calavo Rd/Stagecoach Ln	12/15/1989	7,302	$1,000,000	HUTA	When warrants are met or project developed
TS Calle Verde/Via Mercado	8/2/1985	36,615	TBD		When warrants are met or project developed
	3/14/1986				
TS Camino Del Rey/Hwy 395	3/20/2002	12,160	TBD		When warrants are met or project developed
	4/6/1984				
	10/14/1986				
	11/12/1990				
	4/26/1991				
	2/11/1994				
TS Camino Del Rey/Old River Rd	9/29/2000	6,814	TBD		When warrants are met or project developed
	11/10/2004				
	11/12/2004				
	8/3/2006				
	9/15/2006				
TS Camino Del Rey/W Lilac Rd	6/22/1979	19,236	TBD		When warrants are met or project developed

Fee Description	Date(s) Fee was Collected	Fund Balance ($)	Total Project Cost	Other Funding	Anticipated Funding Date
	5/11/1982				
	8/31/1993				
	9/29/2000				
	11/10/2004				
	11/12/2004				
TS Campo Rd/Sweetwater Springs	6/5/1984	3,202	TBD		When warrants are met or project developed
TS Campo Rd/Tecate Rd	12/16/1985	23,904	TBD		When warrants are met or project developed
	1/9/1987				
TS Challenge Bl/Avocado Bl	5/2/1986	5,831	TBD		When warrants are met or project developed
	11/6/1987				
	2/28/1989				
TS Champagne Bl/Lawrence Welk Dr	1/20/2000	149,062	TBD		When warrants are met or project developed
	7/24/1984				
	8/19/1987				
	3/28/2007				
	5/12/2009				
TS Channel Rd/Industry Rd	11/16/2001	711	TBD		When warrants are met or project developed
	8/15/1990				
TS Circle R Dr/Hwy 395	1/2/2002	4,274	TBD		When warrants are met or project developed
	3/20/2002				
TS Citracado Pkwy/Eucalyptus Av	11/3/1997	1,414	TBD		When warrants are met or project developed
TS East Victoria Dr/Hwy 80	9/5/1990	4,752	TBD		When warrants are met or project developed
TS El Monte Rd/Lake Jennings Park Rd	6/10/1986	23,275	$1,500,000	HUTA	Fiscal Year 2025/26
	8/19/1987				
	12/1/1987				

Fee Description	Date(s) Fee was Collected	Fund Balance ($)	Total Project Cost	Other Funding	Anticipated Funding Date
	2/25/1992				
	6/2/1994				
	4/14/1995				
	9/26/1995				
	9/25/1998				
	8/11/2005				
TS El Montevideo/Paseo Delicias	2/13/1996	1,090	TBD		When warrants are met or project developed
TS Fallbrook St/Reche Rd	4/26/2002	2,826	TBD		When warrants are met or project developed
	4/26/2002				
	8/19/2002				
	11/30/1982				
	1/10/1983				
	8/16/1983				
	10/16/1984				
	11/2/1984				
	5/16/1986				
TS Fallbrook St/Stagecoach Ln	7/9/1986	83,865	TBD		Completed. Reimbursements pending.
	9/30/1986				
	2/11/1987				
	5/5/1987				
	2/1/1988				
	9/29/1988				
	10/18/1988				
	3/7/1989				
	8/3/1989				

Fee Description	Date(s) Fee was Collected	Fund Balance ($)	Total Project Cost	Other Funding	Anticipated Funding Date
	10/18/1989				
	6/7/1990				
	10/10/1990				
	12/19/1990				
	1/14/1991				
	10/15/1991				
	6/11/1992				
	11/9/1992				
	8/18/1993				
	8/25/1993				
	2/9/1994				
	10/22/1997				
	3/5/1998				
	4/1/1998				
	7/8/1998				
	5/5/1999				
	6/9/1999				
	2/4/2006				
TS Foothill Dr/Vista Dr	9/15/1982	945	TBD		When warrants are met or project developed
TS Gird Rd/Hwy 76	2/3/1981	81,973	TBD		When warrants are met or project developed
	5/21/1986				
	4/13/1988				
	10/20/1989				
	10/23/1989				
	11/29/1990				

Fee Description	Date(s) Fee was Collected	Fund Balance ($)	Total Project Cost	Other Funding	Anticipated Funding Date
	2/25/1991				
	3/4/1992				
	10/9/1998				
	2/5/2006				
TS Gopher Cy Rd/I-15	1/2/2002	18,589	TBD		When warrants are met or project developed
	12/10/1987				
TS Graves Av/Pepper Dr	11/18/1980	7,220	TBD		When warrants are met or project developed
	2/3/1981				
TS Graves/Mollison/Pepper Dr	10/31/2006	6,747	TBD		When warrants are met or project developed
	4/3/2007				
TS Green Cy Rd/Mission Rd	10/22/1997	8,862	TBD		When warrants are met or project developed
	6/21/1999				
TS Hanson Ln/Main St	5/17/1990	14,965	TBD		When warrants are met or project developed
TS Hidden Meadow Rd/Mt Meadow Rd	4/13/1998	212	TBD		When warrants are met or project developed
TS Hillsdale Rd/Vista Grande Rd	1/11/1991	0	$1,000,000	HUTA	Complete
	2/1/1988				
	6/7/1989				
	12/11/1990				
	12/14/1992				
	6/3/1994				
	6/16/1998				
	3/9/1999				
	12/8/1999				
TS Hillsdale Rd/Willow Glen Dr	12/20/1990	34,889	TBD		When warrants are met or project developed
	12/4/1985				

Fee Description	Date(s) Fee was Collected	Fund Balance ($)	Total Project Cost	Other Funding	Anticipated Funding Date
	6/7/1989				
	12/11/1990				
	12/14/1992				
TS Hillsdale Rd/Wind River Rd	12/14/1992	5,971	TBD	HUTA	Next 5-10 years
	3/9/1999				
TS Hwy 395/unnamed road	11/9/1988	17,692	TBD		When warrants are met or project developed
TS Hwy 67/Hwy 78	4/8/2008	3,730	TBD		When warrants are met or project developed
	5/12/2009				
TS Jamul Dr/Lyons Valley Rd	4/8/1986	3,904	TBD		When warrants are met or project developed
	5/5/1990				
TS Japatul Valley Rd/I-8	4/7/1987	5,067	TBD		When warrants are met or project developed
TS Julian Av/Lake Jennings Park Rd	10/3/1988	1,154	TBD		Fiscal Year 2025/26
	11/19/1990				
TS Julian Rd/Main St	12/8/1988	350	TBD		When warrants are met or project developed
TS Kenwood Dr/Hwy 94	5/1/1986	23,440	TBD		When warrants are met or project developed
	3/2/1988				
	9/29/1988				
	4/5/1996				
TS Lake Jennings Park Rd/Hwy 80	7/9/1992	8,848	TBD		When warrants are met or project developed
	1/19/1991				
TS Lilac Rd/Old Castle Rd	1/23/1992	4,483	TBD		When warrants are met or project developed
	3/23/1994				
	2/5/2004				
TS Lilac Rd/Old River & Olive Hill Rd	8/13/1999	2,407	TBD		When warrants are met or project developed
TS Lomas Santa Fe/Highland	6/22/1990		TBD		When warrants are met or project developed

Fee Description	Date(s) Fee was Collected	Fund Balance ($)	Total Project Cost	Other Funding	Anticipated Funding Date
TS Los Coches/Jackson Hill	1/16/1980	3,214	TBD		When warrants are met or project developed
TS Lyons Valley Rd	2/11/2008	994	TBD		When warrants are met or project developed
TS Lyons Valley Rd/Campo Rd	3/20/1998	1,512	TBD		When warrants are met or project developed
TS Lyons Valley Rd/Jamul Dr	5/27/1998	1,500	TBD		When warrants are met or project developed
TS Lyons Valley Rd/Skyline Truck Tr	12/4/1985	37,229	TBD		When warrants are met or project developed
	12/22/1986				
	4/6/1987				
	8/5/1987				
	12/1/1987				
	5/9/1988				
	5/9/1990				
	5/6/1992				
	8/25/1993				
	1/3/1997				
	5/12/1999				
	5/25/2005				
	7/12/2006				
TS Magnolia Av/Hwy 78	3/13/1992	4,599	TBD		When warrants are met or project developed
	4/2/2003				
TS Main St/Kalbaugh St	2/24/1999	670	TBD		When warrants are met or project developed
TS Mission Rd/Green Cy Rd	9/28/1981	25,380	TBD		Project completed in 2023. Reimbursement pending.
	6/26/1985				
	10/21/1987				
	4/13/1989				
	7/21/1989				

Fee Description	Date(s) Fee was Collected	Fund Balance ($)	Total Project Cost	Other Funding	Anticipated Funding Date
	9/28/1989				
	6/7/1990				
	1/14/1991				
	3/12/1992				
	11/9/1992				
	3/5/1998				
	7/8/1998				
TS Mission Rd/I-15	10/17/2002	7,280	TBD		When warrants are met or project developed
	4/19/ 2002				
	5/17/1985				
	5/28/1992				
TS Mission Rd/Reche Rd	2/27/1980	4,552	TBD		When warrants are met or project developed
TS Montecito Rd/Hwy 67	4/8/2008	4,040	TBD		When warrants are met or project developed
	5/12/2009				
TS Mt Meadow Rd/Meadow Glen Way East	1/15/2003	2,122	TBD		When warrants are met or project developed
	2/17/2004				
TS Mt Meadow Rd/N Center City Pkwy	12/31/1986	3,068	TBD		When warrants are met or project developed
	1/22/1987				
	4/28/2003				
TS Mussey Grade Rd/Hwy 67	8/13/1998	1,030	TBD		When warrants are met or project developed
TS Old Castle Rd/Hwy 395	1/1/1991	10,194	TBD		When warrants are met or project developed
TS Old River Rd/W Lilac Rd	4/26/1991	3,200	TBD		When warrants are met or project developed
TS Olive Hill Rd/Old River Rd	6/15/1990	8,940	TBD		When warrants are met or project developed
TS Pala Rd/Gird Rd/Via Monserate	9/13/1979	49,242	TBD		When warrants are met or project developed
	10/17/1980				

Fee Description	Date(s) Fee was Collected	Fund Balance ($)	Total Project Cost	Other Funding	Anticipated Funding Date
	11/18/1980				
TS Pala Rd/Via Monserate	10/12/ 2000	848	TBD		When warrants are met or project developed
TS Pepper Tree Ln/S Mission Rd	10/22/2002	2,247	TBD		Next 5-10 years
	7/1/2003				
TS Pine Valley Rd/Hwy 80	9/16/2003	6,374	TBD		When warrants are met or project developed
TS Rainbow Valley Rd/unnamed Rd	11/9/1988	9,553	TBD		When warrants are met or project developed
TS Ramona Dr/Hwy 76	2/28/1985	4,779	TBD		When warrants are met or project developed
	10/8/1986				
	6/2/1995				
TS Ramona St/Hwy 67	3/17/1982	556	TBD		When warrants are met or project developed
TS Ramona St/Main St	6/5/1984	34,754	TBD		When warrants are met or project developed
	11/2/1984				
	2/8/1989				
TS Rancho Santa Fe Rd/680	2/13/1986	5,815	TBD		When warrants are met or project developed
TS Reche Rd/Hwy 395	10/17/2002	6,457	TBD		Project completed. Reimbursement pending.
	5/16/1988				
	6/5/1990				
	6/8/1991				
	12/22/1995				
TS S Grade Rd/Harbison Cy	2/15/1990	1,641	TBD		When warrants are met or project developed
	8/15/1990				
TS S Grade Rd/Hwy 80	3/7/1985	4,033	TBD		When warrants are met or project developed
TS S Grade Rd/Tavern Rd	1/21/1985	69,458	TBD		When warrants are met or project developed
	5/12/1986				
	6/30/1988				

Fee Description	Date(s) Fee was Collected	Fund Balance ($)	Total Project Cost	Other Funding	Anticipated Funding Date
	7/11/1988				
	9/30/1988				
	12/14/1989				
	12/15/1989				
	2/13/1990				
	7/3/1990				
	8/15/1990				
	10/4/1990				
	9/23/1993				
	12/4/1997				
	2/25/1998				
	9/7/2010				
TS San Pasqual Valley Rd/Summit Dr	1/5/1987	6,281	TBD		When warrants are met or project developed
	10/1/1991				
	4/29/1992				
	5/27/1993				
	11/15/1993				
	3/16/1999				
TS San Pasqual/17 St	11/18/2002	325	TBD		When warrants are met or project developed
TS San Pasqual/Summit Dr	11/18/2002	814	TBD		When warrants are met or project developed
TS Stagecoach Ln/Calavo Road/Brook Rd	8/13/1999	8,477	TBD		Next 5-10 years
TS Summit Dr/Hwy 78	8/8/1985	4,500	TBD		When warrants are met or project developed
	9/19/1985				
	9/30/1985				
TS Sweetwater Springs Bl	6/8/ 2001	3,504	TBD		When warrants are met or project developed

Fee Description	Date(s) Fee was Collected	Fund Balance ($)	Total Project Cost	Other Funding	Anticipated Funding Date
	12/18/ 2001				
	2/20/2002				
	8/13/ 2002				
	7/29/1986				
	4/16/1987				
	6/14/1993				
	6/19/1997				
	12/4/1997				
	2/25/1998				
	3/3/1998				
	9/29/1998				
	3/10/1999				
TS Tavern Rd/I-8	12/10/2002	286,566	TBD		When warrants are met or project developed
	2/5/2003				
	2/14/2003				
	9/4/2003				
	6/2/2004				
	7/22/2004				
	4/22/2005				
	7/27/2005				
	7/31/2006				
	8/2/2006				
	9/5/2006				
	9/15/2006				
	10/31/2006				

Fee Description	Date(s) Fee was Collected	Fund Balance ($)	Total Project Cost	Other Funding	Anticipated Funding Date
	3/28/2007				
TS Tavern Rd/Victoria Park Terr	12/18/2001 7/22/1988 11/17/1994	6,990	TBD		When warrants are met or project developed
TS Third St/Hwy 78	12/3/1993 10/2/1998 7/7/2004	70,373	TBD		When warrants are met or project developed
TS Third St/Main	1/6/1984 3/27/1986 3/27/1990	2,774	TBD		When warrants are met or project developed
TS Via Monserate/Hwy 76	6/2/1995 7/14/2006	17,258	TBD		When warrants are met or project developed
TS W Lilac Rd/Hwy 395	8/4/1989	7,237	TBD		When warrants are met or project developed
Grand Total		**$3,796,330**			

Legend:
BR – Bridge, IM – Road Improvements, SW – Storm Water, TS – Traffic Signal, SL – Street Light, SD – Special Districts, DR – Drainage, TM – Tentative Map

TRANSPORTATION IMPACT FEE (TIF) AND REGIONAL TRANSPORTATION CONGESTION IMPROVEMENT PROGRAM (RTCIP)

COMPREHENSIVE ANNUAL MITIGATION FEES REPORT

FISCAL YEAR 2024-25

COUNTY OF SAN DIEGO

Department of Public Works

Table of Contents

Reporting Requirements 2
Description and Purpose of Fees, Gov. Code §§ 66001(d)(1)(A) & 66006(b)(1)(A) 2
Annual Requirements under Gov. Code §66006 5
Amount of Fee, Govt. Code § 66006(b)(1)(B) 5
Fees Collected, Interest Earned, and Project Reimbursements, Govt. Code § 66006(b)(1)(C)-(E) & (H) 5
TIF & RTCIP Reimbursements on Capital Improvement Projects 7
Construction Commencement Date, Govt. Code § 66006(b)(1)(F) 11
Interfund Transfer or Loans, Govt. Code § 66006(b)(1)(G) 11
Five-Year Impact Fees Report Requirements under Gov. Code §66001 12
Statement of Revenues, Expenditures and Changes in Fund Balance for the Last Five Fiscal Years 12
Reasonable Apportionment, Gov. Code § 66001(d)(1)(B) 13
Funding Anticipated for Incomplete Improvements, Gov. Code § 66001(d)(1)(C) & (D) 13

Reporting Requirements

The Mitigation Fee Act, California Government Code § 66000, et seq. (Act), establishes annual and five-year reporting requirements for fees collected as a condition of the approval of a development project. The Act also specifies how these fees must be handled. Within the Act's legal requirements, it stipulates fees imposed on new development have the proper nexus to any project on which they are imposed. In addition, it imposes certain accounting and reporting requirements with respect to the fees collected. The fees, for accounting purposes, must be segregated from the general funds of the County and from other funds containing fees collected for other improvements. Interest on each development fee fund must be credited to that fund and used only for those purposes for which the fees were collected.

Annually, Section 66006 of the Act requires the local agency to make available to the public the following information with regard to those funds: (A) Brief description of type of fee in the account or fund; (B) The amount of the fee; (C) The beginning and ending balance of the account or fund; (D) The amount of the fees collected and the interest earned; (E) Identification of each public improvement fees were expended on and amount of expenditures on each improvement, including the total percentage of the cost of improvement funded with fees; (F) (i) Identification of approximate date the construction of the public improvement will commence for projects that are fully funded, as identified in paragraph (2) of subdivision (a) of Section 66001, and the project remains incomplete. (ii) An identification of each public improvement identified in a previous report pursuant to clause (j) and whether construction began on the approximate date noted in the previous report. (iii) For a project identified pursuant to clause (ii) for which construction did not commence by the approximate date provided in the previous report, the reason for the delay and a revised approximate date that the local agency will commence construction; (G) Description of each interfund transfer or loan made from the account or fund, including public improvement on which the transferred or loaned fees will be expended, and the date loan will be repaid and rate of interest on loan; (H) The amount of refunds made pursuant to subdivision (e) of Section 66001(e), the number of persons or entities identified to receive those refunds, and allocations pursuant Section 66001(f).

For the fifth fiscal year following the first deposit into the fund and every five years thereafter, Section 66001 of the Act requires the local agency to make the following findings with regard to those funds remaining unexpended: A) Identify the purpose to which the fee is to be put; B) Demonstrate a reasonable relationship between the fee and the purpose for which it is charged; C) Identify all sources and amounts of funding anticipated to complete financing in incomplete improvements; and D) Identify the approximate dates on which the funding necessary to complete the improvements will be deposited into the fund. The annual and five-year reports are required by Section 66001 of the Act to be combined.

This annual report was made available to the public through the Department of Public Works website within 180-days of the end of the fiscal year at http://www.sandiegocounty.gov/dpw/land/tif.html and five-year findings were made by the Board on December 11, 2024.

Description and Purpose of Fees, Gov. Code §§ 66001(d)(1)(A) & 66006(b)(1)(A)

While the County has had a Transportation Impact Fee (TIF) program since June 19, 2005, the current TIF program was adopted as an ordinance (hereinafter "TIF Ordinance") by the Board on October 31, 2012, to reflect the present General Plan and became effective on December 30, 2012. The TIF program has two discrete components: 1) a local TIF program to mitigate cumulative project impacts on local roads; and 2) a Regional Transportation Congestion Improvement Program (RTCIP) fee to mitigate impacts on regional roads identified by the San Diego Association of Government (SANDAG) as part of the Regional Arterial System (RAS). The local TIF was adopted in response to a 2002 court decision prohibiting the use of de minimis findings to avoid mitigating cumulative traffic impacts in accordance with the California Environmental Quality Act (CEQA).

The court decision left hundreds of private development projects in the unincorporated county with no financially feasible way to mitigate their cumulative traffic impacts.

The County's local TIF program, which allocated funds to Local, Regional, State Routes, and Ramps trust accounts, provided a mechanism for development projects to mitigate their cumulative traffic impacts and move forward. The RTCIP fee, which allocates funds to RTCIP/RAS trust accounts, was adopted so that the County could obtain a local share of TransNet funds from SANDAG pursuant to the requirements of the voter-approved TransNet Extension Ordinance. Fees collected as part of the local TIF and RTCIP are identified below.

In 2013, the Legislature of the State of California passed Senate Bill 743 (SB 743) which changed how jurisdictions, including the County, identify and mitigate cumulative, project impacts under CEQA. As a result, the County was required to suspend the local TIF for projects approved on or after July 1, 2020. Projects approved before July 1, 2020, continue to pay the local TIF and funds continue to be collected. The RTCIP fee was not affected by the passage of SB 743.

- ***TIF Facilities (Local TIF)***: Local facilities are roadways classified by the County's Mobility Element Plan (ME Plan) as having two lanes (or less) that benefit the local community in which they are located. There are 23 local TIF areas:

No.	Accela Trust Account ID	Description
1	TIF12-ALPINE	Alpine Local
2	TIF12-BONSALL	Bonsall Local
3	TIF12-CNTRL MTN	Central Mountain Local
4	TIF12-CNTY ISLN	County Islands Local
5	TIF12-CR DEHESA	Crest Dehesa Local
6	TIF12-DESERT	Desert Local
7	TIF12-FALLBROOK	Fallbrook Local
8	TIF12-JML DLZRA	Jamul Dulzura Local
9	TIF12-JULIAN	Julian Local
10	TIF12-LAKESIDE	Lakeside Local
11	TIF12-MTN EMPIR	Mountain Empire Local
12	TIF12-NCNTY MET	North County Metro Local

No.	Accela Trust Acct ID	Description
13	TIF12-NORTH MTN	North Mountain Local
14	TIF12-OTAY	Otay Local
15	TIF12-PALA PMA	Pala Pauma Local
16	TIF12-PNDL DLUZ	Pendleton Deluz Local
17	TIF12-RAINBOW	Rainbow Local
18	TIF12-RAMONA	Ramona Local
19	TIF12-SAN DGTO	San Dieguito Local
20	TIF12-SPRING VL	Spring Valley Local
21	TIF12-SWTWATR	Sweetwater Local
22	TIF12-VLE DEORO	Valle De Oro Local
23	TIF12-VLY CENTR	Valley Center Local

- ***TIF Regional Facilities (Local TIF):*** Regional facilities are roadways classified by the County's ME Plan as having four or more lanes such as Prime/Major Arterials and Boulevard roads which benefit the community and surrounding areas. The three regions are North, South, and East:

No.	Accela Trust Account ID	Description
1	TIF 12-NORTH REG	North Region
2	TIF 12-SOUTH REG	South Region
3	TIF 12-EAST REG	East Region

- ***TIF State Routes and Ramps (Local TIF)***: State Routes and Ramps are classified as State highways and freeway ramp interchanges located within the unincorporated area and divided into North, South, and East TIF regions. The TIF program identifies specific freeway ramp interchanges and at-grade highway intersections that are eligible to be funded in part by the TIF program:

No.	Accela Trust Account ID	Description
1	TIF 12-N ST RMP	North State Route & Freeway Ramp
2	TIF 12-S ST RMP	South State Route & Freeway Ramp
3	TIF 12-E ST RMP	East State Route & Freeway Ramp

No.	Accela Trust Account ID	Description
1	TIF12-RTCIP	RGL TRAN CNGSTN IMP PROG

Annual Requirements under Gov. Code §66006

Amount of Fee, Govt. Code § 66006(b)(1)(B)

Appendix A contains the fee rates as of July 1, 2024, through June 30, 2025. TIF rates are adjusted annually on July 1st to coincide with the required RTCIP fee adjustment as directed by the TransNet Ordinance (Section 77.216 of the San Diego County Code of Regulatory Ordinances). TIF fees are adjusted based on the RTCIP adjustment factor approved by the SANDAG Board of Directors. During FY 2024-25 the RTCIP fee was $2,875.06 for each new residential unit. The County is required to collect an average minimum amount per residential unit for residential new construction to remain eligible to receive local TransNet distributions. The RTCIP fee amount is annually adjusted without further action by the BOS.

Fees Collected, Interest Earned, and Project Reimbursements, Govt. Code § 66006(b)(1)(C)-(E) & (H)

Fees are collected as a condition of project development and are not combined with other funds when collected. The beginning balance amount may include accumulated interest from the date of payment if made during a prior fiscal year. Deposits, project reimbursements, and administrative costs are identified. Administrative reimbursement up to 3% are authorized under Section 77.209 of the TIF Ordinance. The interest earned during the last fiscal year, any refunds, and ending balance as of June 30, 2025, are also reported. The tables below show the information required to be reported by Govt. Code § 66006(b)(1)(C)-(E) & (H).

Statement of Revenue and Expenditures for Fiscal Year 2024-2025

Trust Account	Beginning Balance (7/1/2024)	Collection	Refund (Principal)	Refund (Interest)	Interest Earned	CIP Reimbursement	SANDAG Agreement Reimbursement	Admin Reimbursement	Ending Balance (6/30/2025)
NORTH REGION	$892,240	$197,132			$37,953	$672,123		$4,123	$451,077
SOUTH REGION	9,911,050	55,586			371,190	508,778		7,300	9,821,749
EAST REGION	260.14	0			10			0	270
ALPINE	560,482	1,265			21,425			337	582,836
BONSALL	748,369	29,822			29,398			1,149	806,440
CENTRAL MOUNTAIN	0	0			0			0	0
COUNTY ISLANDS	0	0			0			0	0
CREST DEHESA	965.18	0			37			1	1,001.51
DESERT	0	0			0			0	0
FALLBROOK	1,755,237	13,508			67,297			1,248	1,834,795
JAMUL DULZURA	304,221	0			11,623			175	315,669
JULIAN	0	0			0			0	0
LAKESIDE	1,281,863	1,489			49,025			787	1,331,589
MOUNTAIN EMPIRE	0	0			0			0	0
NORTH COUNTY METRO	357,301	148			13,653			207	370,895
NORTH MOUNTAIN	0	0			0			0	0

Trust Account	Beginning Balance (7/1/2024)	Collection	Refund (Principal)	Refund (Interest)	Interest Earned	CIP Reimbursement	SANDAG Agreement Reimbursement	Admin Reimbursement	Ending Balance (6/30/2025)
OTAY	0	0			0			0	0
PALA PAUMA	0	0			0			0	0
PENDLETON DELUZ	0	0			0			0	0
RAINBOW	0	0			0			0	0
RAMONA	2,337,774	3,876			89,382			1,421	2,429,610
SAN DIEGUITO	2,489,778	3,623			95,184			1,472	2,587,114
SPRING VALLEY	2,295	0			88			1	2,381
SWEETWATER	0	0			0			0	0
VALLE DE ORO	2,667	2,039			121			24	4,803
VALLEY CENTER	0	0			0			0	0
NORTH STATE ROUTE & FREEWAY RAMP	1,330	60,195			920		59,995	1,108	1,342
SOUTH STATE ROUTE & FREEWAY RAMP	864,449	7,744			33,240			748	904,685
EAST STATE ROUTE & FREEWAY RAMP	317,418	10,389			12,325			349	339,783
TOTAL	**$21,827,699**	**$386,816**	**$0**	**$0**	**$832,870**	**$1,180,901**	**$59,995**	**$20,449**	**$21,786,040**
RTCIP	**$20,860,762**	**$1,483,696**	**$5,563**	**$205**	**$821,650**	**$90,134**	**$0**	**$47,057**	**$23,023,149**
GRAND TOTAL	**$42,688,461**	**$1,870,512**	**$5,563**	**$205**	**$1,654,520**	**$1,271,035**	**$59,995**	**$67,506**	**$44,809,189**

Note: The sum of individual figures may not equal the total for that column or row due to rounding.

TIF & RTCIP Reimbursements on Capital Improvement Projects

The following two tables show the prior, current year, and cumulative reimbursements for each project that has used TIF and RTCIP funds. The project phase, TIF program project cost, and TIF eligibility and reimbursement percentage are also shown to ensure projects are reimbursed in accordance with the TIF ordinance requirements. Project reimbursements are divided into the current TIF Program and the original TIF program.

Reimbursements Under Current TIF Program (2013 to Present)

Project Description	TIF Area	TIF Segment	Prior Year Reimbursement	Current Year Reimbursement	Cumulative Reimbursement	Project Phase	TIF Program Project Cost[1]	TIF Eligible %[2]	TIF Reimbursement %
Alpine Blvd	South	A2	$485,061		$485,061	Complete	$489,960	99%	99%
Alpine Blvd	South	A3	159,531		159,531	Complete	246,069	65%	65%
Riverford Road Roundabout at SR67	South	L11 / L12	619,450	508,778	1,128,228	Design	11,290,000	60%	10%
South Santa Fe North II	North	NC10	2,415,698		2,415,698	Complete	23,680,000	38%	10%
Bear Valley Pkwy N	North	NC1	4,697,431		4,697,431	Complete	12,438,118	38%	38%
E. Vista Way at Gopher Canyon	RTCIP	B4	336,335		336,335	Complete	564,601	99%	60%
E. Vista Way at Gopher Canyon	RTCIP	B5	137,376		137,376	Complete	565,033	53%	24%
SR 67/ Highland/Dye	S. Fwy Ramp	S6	1,019,337		1,019,337	Complete	15,442,864	15%	7%
Alpine Blvd I-8 Ramp to Arnold Way	South	A1	16,183		16,183	No Longer in Plan	5,471,053	99%	< 1%
Fallbrook St Rd Improvements	Fallbrook	F1	172,798		172,798	Complete	561,134	99%	31%
Fallbrook St Rd Improvements	Fallbrook	F2	843,658		843,658	Complete	1,391,144	99%	61%
Stagecoach /Reche Road Intersection	Fallbrook	F5	66,732		66,732	Complete	131,788	51%	51%
Stagecoach /Reche Road Intersection	Fallbrook	F6	116,951		116,951	Complete	743,954	16%	16%
Campo Road in Casa De Oro	Valle De Oro	N/A	0	90,134	90,134	Design	N/A	N/A	N/A
South Santa Fe South at Buena Creek	RTCIP	NC10	166,198		166,198	Design	N/A	N/A	N/A
South Santa Fe South at Buena Creek	North	NC10	0	672,123	672,123	Design	23,680,000	38%	3%
GRAND TOTAL			**$11,252,739**	**$1,271,035**	**$12,523,774**				

[1] CIP Project Cost is cost of the project at the time of TIF reimbursement.
[2] Effective December 30, 2012, TIF Program included estimated TIF project cost for specific road segments and a corresponding amount that may be reimbursed with TIF funds which is adjusted annually. Not applicable to RTCIP funds.

Reimbursements Under Original TIF Program (2005 to 2012)

Project Description	TIF Area	Project Phase	TIF/RTCIP Cumulative Reimbursement	CIP Project Cost	TIF Reimbursement %
Alpine Blvd	South	Construction	$1,089,664	$1,264,095	86%
Alpine Blvd Drainage	South	Complete	82,186	263,313	31%
Camino Del Rey Old River Rd	Bonsall	Design	453,701	518,259	88%
Stagecoach Lane	Fallbrook	Construction	15,715	15,715	100%
Stagecoach Lane Reche Rd	Fallbrook	Construction	93,134	134,583	69%
Via Rancho Parkway	North County Metro	Inactive	63,504	69,146	92%
South Santa Fe South (Ph II)	North County Metro	Design	152,724	152,724	100%
South Santa Fe South (Ph II)	North	Design	26,999	1,276,202	2%
South Santa Fe North	North	Complete	2,258,736	2,374,494	95%
Cole Grade Rd	North	Design	230,073	1,750,864	13%
Fallbrook St Reche Rd Extension	Fallbrook	Inactive	192,712	431,658	45%
Dye Road Extension	East	Design	627,623	2,373,811	26%
Knottwood Way	Fallbrook	Complete	252,177	425,006	59%
Bear Valley Pkwy N	North	Complete	843,221	843,221	100%
Bear Valley Pkwy S	North	Inactive	75,932	75,932	100%
Lone Star Road	South	Inactive	466	466	100%
Lone Star Road 1C1011	South	Inactive	26,248	367,406	7%
Rancho Santa Fe Roundabouts	North	Design	157,490	168,741	93%
	San Dieguito	Design	892,473	1,809,211	49%
Mission and Ranger	North	Inactive	5,426	5,492	99%
Bradley Ave/SR 67	S Fwy Ramp	Design	69,044	69,044	100%
	Lakeside	Design	719,965	3,344,868	22%
Otay Mesa Road	South	Inactive	333,377	345,445	97%
San Vicente Rd South I	East	Complete	822,807	7,467,941	11%
San Vicente Rd South II (East)	East	Inactive	65,924	65,924	100%
Southern Traffic Bypass	East	Inactive	354	1,062	33%
Ramona Street Extension	Ramona	Design	242,644	1,464,102	17%
13th St Maple St	Ramona	Inactive	115,214	161,804	71%
		GRAND TOTAL:	**$9,909,533**	**$27,240,529**	

GRANITE CONSTRUCTION CO – SR76 REIMBURSEMENT AGREEMENT

On October 18, 2006 (7), the Board approved a reimbursement agreement with Granite Construction Company for construction of improvements to State Route 76 east of Interstate Highway 15 to Couser Canyon Road and various modifications for State Route 76 and Interstate 15 interchange/ramps. These improvements are on "Regional Facilities" located within the TIF North Region. Granite Construction Company's construction of the road improvement is complete, and reimbursements began in Fiscal Year 2009-10. On September 13, 2017 (03) the Board amended the agreement to include an extension of the reimbursement agreement to 2056. The amendment also included reimbursement options of cash payments and the ability for Granite Construction Company to transfer TIF credits to other developers to reduce the unpaid balance at a faster rate. Credits can only be used on projects that are required to pay the North TIF Region fee as a condition of development. The suspension of the TIF program discussed previously in this report adversely impacted the collection of TIF used to fund payments to Granite to reimburse them for road improvements. The County and Granite subsequently entered into negotiations and on October 12, 2021, the County and Granite entered a settlement agreement in which the County agreed to pay Granite a single lump-sum payment of $10,465,573 to terminate the reimbursement agreement and settle amounts owed.

Total Approved for Reimbursement	**$22,838,610**
Total Annual Adjustments to Unpaid Balance*	**$2,525,862**
Total Approved for Reimbursement	**$25,364,472**

Period Covered	Credit	Payment	Total Reimbursement Amount
Fiscal Year 2009 – 2010		$6,224,824	$6,224,824
Fiscal Year 2010 – 2011		392,381	392,381
Fiscal Year 2011 – 2012		503,376	503,376
Fiscal Year 2012 – 2013		604,559	604,559
Fiscal Year 2013 – 2014		233,323	233,323
Fiscal Year 2014 – 2015		283,575	283,575
Fiscal Year 2015 – 2016		260,613	260,613
Fiscal Year 2016 – 2017		316,294	316,294
Fiscal Year 2017 – 2018		698,491	698,491
Fiscal Year 2018 – 2019	$29,460	742,421	771,881
Fiscal Year 2019 – 2020	181,264	412,999	594,263
Fiscal Year 2020 – 2021	149,979	205,046	355,025
Fiscal Year 2021 - 2022	125,766	10,465,573	10,591,339
Total Reimbursement	**$486,469**	**$21,343,475**	**$21,829,944**
		Amount Eligible for future payment:	**$0****

**Per the agreement, includes annual adjustment to unpaid balance as of Sept. 2020*

***The Settlement Agreement paid off the debt early resulting in balance of $0 owed.*

SANDAG TRANSFER COLLECTION AGREEMENT

On May 15, 2013 (3), the Board approved a reimbursement agreement with SANDAG in accordance with Section 77.215 of the TIF Ordinance for reimbursement from collections in the North TIF Region for State Route and Ramp facilities for the SR-76 improvements. The agreement was effective January 1, 2013; the total possible funding from the TIF program is $13,000,000, which is comprised of $8,000,000 for the SR-76/I-15 interchange and $5,000,000 for SR-76 improvements. The agreement automatically terminates on December 31, 2050, or upon full payment of transfer agreement to SANDAG from the North TIF Region State Route and Ramp account or any successor account totaling $13,000,000. Total funds transferred to SANDAG as of June 30, 2025, is $2,332,868. Total amount transferred in Fiscal Year 2024-25 was $59,995.

Phase I - SR-76/I-15 ramp interchange improvements	$8,000,000
Phase II - Highway widening from South Mission Rd to I-15	5,000,000
Total Transfer Agreement	**$13,000,000**

Period Covered	Amount Transferred
January 1, 2013 - June 30, 2014	$173,995
Fiscal Year 2014 – 2015	169,888
Fiscal Year 2015 – 2016	148,879
Fiscal Year 2016 – 2017	185,248
Fiscal Year 2017 – 2018	299,721
Fiscal Year 2018 – 2019	270,399
Fiscal Year 2019 – 2020	300,791
Fiscal Year 2020 – 2021	163,439
Fiscal Year 2021 – 2022	319,432
Fiscal Year 2022 – 2023	124,774
Fiscal Year 2023 – 2024	116,307
Fiscal Year 2024 – 2025	59,995
Total Transferred	**$2,332,868**
Balance for future transfer	**$10,667,132**

Construction Commencement Date, Govt. Code § 66006(b)(1)(F)

State law requires identification of an approximate date by which the construction of the public improvement will commence if the local agency determines that sufficient funds have been collected to complete financing on an incomplete public improvement, as identified in paragraph (2) of subdivision (a) of Section 66001, and the public improvement remains incomplete. The construction projects listed below have sufficient funds to complete financing and construction:

Project	Construction Date
SR 76 East	Fall 2012 – Construction Complete
South Santa Fe North	Spring 2013 – Construction Complete
Bear Valley Parkway North	Summer 2014 – Construction Complete
San Vicente Road	Fall 2014 – Construction Complete
SR 67 & Dye, Highland Valley Intersection	Summer 2016 – Construction Complete
East Vista Way/Gopher Canyon Road	Winter 2017 – Construction Complete
Alpine Blvd Streetscape Improvements	Fall 2018 – Construction Complete
Fallbrook Street Widening	Fall 2018 – Construction Complete
Stagecoach & Reche Road Intersection	Spring 2020 – Construction Complete
South Santa Fe South	Late 2026
Woodside Avenue	Mid 2027
Jamacha Boulevard and Grand Avenue Traffic Signal	Mid 2027
Bonita Road Bike Lanes	Early 2027

Interfund Transfer or Loans, Govt. Code § 66006(b)(1)(G)

There were no interfund transfers or loans during the fiscal year.

Five-Year Impact Fees Report Requirements under Gov. Code §66001

Statement of Revenues, Expenditures and Changes in Fund Balance for the Last Five Fiscal Years

TIF and RTCIP Statements of Revenues, Expenditures and Changes in Fund Balance over the past five years, including unexpended balances.

Description		FY 2020-2021	FY 2021-2022	FY 2022-2023	FY 2023-2024	FY 2024-2025
REVENUES						
Fee Collections	TIF	$1,195,818	$1,563,218	$803,474	$741,901	$386,816
	RTCIP	2,318,919	4,012,222	2,454,952	2,696,876	1,483,696
Total Fee Collections		3,514,737	5,575,440	3,258,426	3,438,777	1,870,512
Less: Refunds	TIF	(4,913)	0	0	(5,349)	0
	RTCIP	(10,272)	0	0	(10,169)	(5,768)
Total Refunds		(15,185)	0	0	(15,518)	(5,7689)
Interest	TIF	182,067	143,828	536,413	820,968	832,870
	RTCIP	89,111	92,069	429,081	730,898	821,650
Total Interest		271,178	235,897	965,494	1,551,866	1,654,520
Total Net Revenues		**$3,770,730**	**$5,811,337**	**$4,223,920**	**$4,975,125**	**$3,519,264**
EXPENDITURES						
Capital Improvements	TIF	205,046	836,152	0	619,450	1,180,901
	RTCIP	0	0	0	166,198	90,134
Total Capital Improvements		205,046	836,152	0	785,648	1,271,035
Reimbursement Agreements	Granite	205,046	0	0	0	0
	SANDAG	163,439	319,432	124,774	116,307	59,995
Total Reimbursement Agreements		368,485	319,432	124,744	116,307	59,995
Administrative Cost	TIF	42,583	34,904	19,492	13,624	20,449
	RTCIP	68,707	85,587	48,645	32,528	47,057
Total Administrative Cost		111,290	120,491	68,137	46,152	67,506
Total Expenditures		**$684,821**	**$1,276,075**	**$192,911**	**$948,107**	**$1,398,536**
REVENUES OVER (UNDER) EXPENDITURES		**$3,085,909**	**$4,535,262**	**$4,031,009**	**$4,027,018**	**$2,120,728**
Fund Balance, Beginning of Year		27,009,263	30,095,172	34,630,433	38,661,443	42,688,461
Fund Balance, End of Year		**$30,095,172**	**$34,630,434**	**$38,661,443**	**$42,688,461**	**$44,809,189**

Reasonable Apportionment, Gov. Code § 66001(d)(1)(B)

Development projects approved prior to the effective date of SB 743 on July 1, 2020, in the unincorporated county could elect to mitigate cumulative, project traffic impacts on the County's local road network by paying the local TIF rather than building road improvements. Projects approved prior to July 1, 2020, may continue to pay the local TIF to mitigate cumulative impacts. Without the TIF, future development could cause a continued decrease in roadway level of service and overall network capacity. The TIF program is a suitable mechanism for identifying needed transportation facilities to mitigate these cumulative traffic impacts and allocating the associated costs in an equitable fashion. In the absence of the local TIF program, County developers would be required to use alternative means of mitigation (e.g., physical road improvements) to address their project's cumulative traffic impacts.

On August 3, 2011, the Board of Supervisors adopted a new General Plan. As a result, the local TIF program was updated to reflect the new Land Use and Mobility Elements contained in the plan. The adopted General Plan included a reduction in land use densities in many areas and the deletion and downgrading of several planned Mobility Element roads. The changes in the County's General Plan resulted in a reduction of the estimated cost to construct the County's Mobility Element roadway network which in turn impacted the local TIF payments needed to mitigate cumulative traffic impacts on local County roads. The County's current local TIF program was enacted to reflect these changes to the General Plan.

The local TIF program uses Travel Demand Units (TDU's) that account for differing trip generation rates by land use type to account for road improvements needed to mitigate different types of development. Local TIF funds are collected and applied on a regional and community basis to ensure road improvements will serve the development project that paid the fees. The RTCIP fee uses a SANDAG nexus study that identified the impact of residential development on the RAS system of roads included in the RTCIP. The SANDAG nexus study applies a per residential fee amount, as adjusted for inflation each year, to mitigate the impacts of residential development on RAS roads. Both the local TIF and RTCIP TIF when combined with other available funds continue to fund road improvement projects needed to mitigate project impacts on local and RAS roads in proportion to the impact of the projects on the road network. Accordingly, there continues to be a reasonable relationship between the fee's use and the type of development projects on which the fees are imposed all as more fully detailed in the nexus studies for the current TIF program and as set forth herein. Additional information can be found at https://www.sandiegocounty.gov/dpw/land/tif.html.

Funding Anticipated for Incomplete Improvements, Gov. Code § 66001(d)(1)(C) & (D)

The goal of the TIF is to ensure that development projects mitigate impacts on the road networks envisioned by the Mobility Element of the General Plan and RAS network identified in the RTCIP. Fees are collected from developers in different TIF regions so that the amount collected in any region can vary depending on the scale and pace of development in that area. When sufficient fees are collected in an area when combined with other available funds to fund work, projects are identified, and funds are appropriated. It can take a significant amount of time to obtain sufficient funding for projects in a TIF region depending on project conditions and the pace of fee-paying development. The table on the next page identifies incomplete improvement projects for the use of the local TIF and the RTCIP TIF. The table includes the project phase, the amount of TIF and other funding, the TIF program project costs, the TIF eligible funding percentage, and the approximate dates on which the funding is expected.

Trust Account	Fund Balance	Project	Phase	Improvement Cost[3]	% of Improvement Costs Eligible for TIF[4]	Improvement Costs Eligible for TIF[5]	Anticipated Funding Date
North Region	$451,077	South Santa Fe Avenue at Buena Creek (NC-10, RAS)	Construction Partially Complete / Design	$26,360,000	37.80%	$9,960,000	Reimbursement to Road Fund ongoing / TIF and other funds currently insufficient and are anticipated in 5-10 years
South Region	$9,821,749	Riverford Road (L11)	Design	$450,000	76.70%	$340,000	TIF and other funds currently being utilized
		Riverford Road (L12)	Design	$10,840,000	59.70%	$6,480,000	TIF and other funds currently being utilized
		Woodside Avenue (L17)	Design	$5,270,000	19.00%	$1,000,000	TIF and other funds currently being utilized
		Woodside Avenue (L18)	Design	$8,200,000	99.00%	$8,120,000	TIF and other funds currently being utilized

[3] Total cost to improve roadway to mitigate traffic impacts.
[4] % of traffic impacts that are attributable to buildout of the General Plan and can utilize TIF funds. Not applicable to RTCIP funds.
[5] Product of *Improvement Cost* and *% of Improvement Costs Eligible for* TIF. Indicates the total amount of TIF funds that can be used toward improvement costs. Not applicable to RTCIP funds.

Trust Account	Fund Balance	Project	Phase	Improvement Cost[3]	% of Improvement Costs Eligible for TIF[4]	Improvement Costs Eligible for TIF[5]	Anticipated Funding Date
East Region	$270	Highland Valley Road (R1)	Pending	$38,070,000	35.90%	$13,670,000	TIF and other funds currently insufficient and are anticipated in 5-10 years
Alpine Local	$582,836	Old Hwy 80 Road Improvement (A6)	Pending	$1,420,000	99.00%	$1,410,000	TIF and other funds currently insufficient and are anticipated in 1-5 years
		Arnold Way (A4)	Design	$3,050,000	99.00%	$3,020,000	Fiscal Year 2025/2026
Bonsall Local	$806,440	Osborne St Road Improvement (B12)	Pending	$8,510,000	41.50%	$3,530,000	TIF and other funds currently insufficient and are anticipated in 5-10 years
Crest-Dehesa	$1,002	Granite Hills Drive (CD2)	Pending	$6,880,000	99.00%	$6,810,000	TIF and other funds currently insufficient and are anticipated in 5-10 years
Fallbrook	$1,834,795	Horse Ranch Creek Rd (F4)	Pending	$41,650,000	25.3%	$10,530,000	TIF and other funds currently insufficient and are anticipated in 5-10 years

Trust Account	Fund Balance	Project	Phase	Improvement Cost[3]	% of Improvement Costs Eligible for TIF[4]	Improvement Costs Eligible for TIF[5]	Anticipated Funding Date
Jamul/Dulzura Local	$315,669	Jefferson Road Widening (JD1)	Pending	$2,240,000	15.20%	$340,000	TIF and other funds currently insufficient and are anticipated in 5-10 years
Lakeside Local	$1,331,589	Old Highway 80 Road Improvements (L10)	Pending	$12,570,000	46.20%	$5,810,000	TIF and other funds currently insufficient and are anticipated in 5-10 years
North County Metro Local	$370,895	Harmony Grove Road (NC6)	Pending	$5,710,000	37.50%	$2,140,000	TIF and other funds currently insufficient and are anticipated in 5-10 years
Ramona Local	$2,429,610	Highland Valley Rd (R1)	Pending	$38,070,000	35.90%	$13,670,000	TIF and other funds currently insufficient and are anticipated in 5-10 years
San Dieguito Local	$2,587,114	El Apajo Road Widening (SD1)	Pending	$3,100,000	99.00%	$3,070,000	TIF and other funds currently insufficient and are anticipated in 5-10 years
Spring Valley	$2,381	Campo Rd (SV1)	Pending	$440,000	99.00%	$430,000	TIF and other funds currently insufficient and are anticipated in 5-10 years

Trust Account	Fund Balance	Project	Phase	Improvement Cost[3]	% of Improvement Costs Eligible for TIF[4]	Improvement Costs Eligible for TIF[5]	Anticipated Funding Date
Valle De Oro	$4,803	Campo Rd (VD2)	Pending	$2,350,000	99.00%	$2,330,000	TIF and other funds currently insufficient and are anticipated in 5-10 years
North State Route & Freeway Ramp	$1,342	SANDAG Reimbursement Agreement for SR 76	Construction Complete	$13,000,000	100.00%	$13,000,000	Reimbursement to SANDAG ongoing
South State Route & Freeway Ramp	$904,685	SR 94 from CPA Boundary to Jefferson Road (S1)	Pending	$31,230,000	27.60%	$8,630,000	TIF and other funds currently insufficient and are anticipated in 5-10 years
East State Route & Freeway Ramp	$339,783	SR 67/Highland/Dye (S6)	Pending	$17,530,000	14.90%	$2,620,000	TIF and other funds currently insufficient and are anticipated in 5-10 years

Trust Account	Fund Balance	Project	Phase	Improvement Cost[3]	% of Improvement Costs Eligible for TIF[4]	Improvement Costs Eligible for TIF[5]	Anticipated Funding Date
RTCIP	$23,023,148	South Santa Fe Avenue at Buena Creek (NC-10, RAS)	Construction Partially Complete / Design	$26,360,000	N/A	N/A	Reimbursement to Road Fund ongoing / RTCIP and other funds currently insufficient and are anticipated in 5-10 years
		Campo Rd	Planning	$60,560,940	N/A	N/A	Fiscal Year 2024/2025 for initial phase / RTCIP and other funds currently insufficient and are anticipated in 5-10 years
		Jamacha Boulevard and Grand Avenue Traffic Signal	Design	$1,338,100	N/A	N/A	Fiscal Year 2025/2026
		Bonita Road Bike Lanes	Design	$599,200	N/A	N/A	Fiscal Year 2025/2026

APPENDIX A

FEE RATES FOR VILLAGE AREAS, VILLAGE CORE AREAS, AND NON-VILLAGE AREAS

FEE RATES FOR VILLAGE AREAS

County of San Diego - TIF Program Update

FEE RATES FOR VILLAGE AREAS

(Effective July 1, 2024)

COMMUNITY PLANNING AREA	TIF REGION	(A) Residential - Single-Family Detached ($ / unit)					
		SANDAG RTCIP Fee [1, 2]	County TIF [2, 3, 4, 5, 6]				TOTAL FEE (RTCIP+TIF)
			State Facilities	Regional Facilities	Local Facilities	TOTAL TIF	
Alpine	South	$2,875.06	$183	$1,743	$1,139	$3,065	$5,940.06
Bonsall	North	$2,875.06	$466	$1,534	$1,088	$3,088	$5,963.06
Central Mountain	East	$2,875.06	$542	$0	$0	$542	$3,417.06
County Islands	South	$2,875.06	$183	$1,743	$0	$1,926	$4,801.06
Crest-Dehesa	South	$2,875.06	$183	$1,743	$0	$1,926	$4,801.06
Desert	East	$2,875.06	$542	$0	$0	$542	$3,417.06
Fallbrook	North	$2,875.06	$466	$1,534	$159	$2,159	$5,034.06
Jamul-Dulzura	South	$2,875.06	$183	$1,743	$0	$1,926	$4,801.06
Julian	East	$2,875.06	$542	$0	$0	$542	$3,417.06
Lakeside	South	$2,875.06	$183	$1,743	$323	$2,249	$5,124.06
Mountain Empire	East	$2,875.06	$542	$0	$0	$542	$3,417.06
North County Metro	North	$2,875.06	$466	$1,534	$113	$2,113	$4,988.06
North Mountain	East	$2,875.06	$542	$0	$0	$542	$3,417.06
Otay	South	$2,875.06	$183	$750	$0	$933	$3,808.06
Pala-Pauma	North	$2,875.06	$466	$1,534	$0	$2,000	$4,875.06
Pendleton-De Luz	North	$2,875.06	$466	$1,534	$0	$2,000	$4,875.06
Rainbow	North	$2,875.06	$466	$1,534	$0	$2,000	$4,875.06
Ramona	East	$2,875.06	$542	$0	$1,163	$1,705	$4,580.06
San Dieguito	North	$2,875.06	$466	$1,534	$324	$2,324	$5,199.06
Spring Valley	South	$2,875.06	$183	$1,743	$0	$1,926	$4,801.06
Sweetwater	South	$2,875.06	$183	$1,743	$0	$1,926	$4,801.06
Valle De Oro	South	$2,875.06	$183	$1,743	$0	$1,926	$4,801.06
Valley Center	North	$2,875.06	$466	$1,534	$0	$2,000	$4,875.06

NOTE: Refer to Attachment 1 for a detailed list of applicable land uses in this category.

[1] SANDAG RTCIP fee ($2,875.06 per residential unit). Subject to annual increase in accordance with TransNet cost-indexing provisions.

[2] Rate includes 3% cost of program administration.

[3] Rates subject to annual increase in accordance with cost-indexing provisions contained in TIF ordinance.

[4] A zero ($0) indicates that there are no TIF eligible facilities in the subject facility class (i.e., State Routes/Ramps, Regional or Local).

[5] Regional rate for Otay adjusted to reflect regional distribution of impacts.

[6] Rate includes 10% Village discount.

County of San Diego - TIF Program Update

FEE RATES FOR VILLAGE AREAS

(Effective July 1, 2024)

COMMUNITY PLANNING AREA	TIF REGION	(B) Residential - Multi-Family ($ / unit)					
		SANDAG RTCIP Fee [1, 2]	County TIF [2, 3, 4, 5, 6]				TOTAL FEE (RTCIP+TIF)
			State Facilities	Regional Facilities	Local Facilities	TOTAL TIF	
Alpine	South	$2,875.06	$122	$1,161	$759	$2,042	$4,917.06
Bonsall	North	$2,875.06	$311	$1,023	$726	$2,060	$4,935.06
Central Mountain	East	$2,875.06	$361	$0	$0	$361	$3,236.06
County Islands	South	$2,875.06	$122	$1,161	$0	$1,283	$4,158.06
Crest-Dehesa	South	$2,875.06	$122	$1,161	$0	$1,283	$4,158.06
Desert	East	$2,875.06	$361	$0	$0	$361	$3,236.06
Fallbrook	North	$2,875.06	$311	$1,023	$106	$1,440	$4,315.06
Jamul-Dulzura	South	$2,875.06	$122	$1,161	$0	$1,283	$4,158.06
Julian	East	$2,875.06	$361	$0	$0	$361	$3,236.06
Lakeside	South	$2,875.06	$122	$1,161	$215	$1,498	$4,373.06
Mountain Empire	East	$2,875.06	$361	$0	$0	$361	$3,236.06
North County Metro	North	$2,875.06	$311	$1,023	$74	$1,408	$4,283.06
North Mountain	East	$2,875.06	$361	$0	$0	$361	$3,236.06
Otay	South	$2,875.06	$122	$500	$0	$622	$3,497.06
Pala-Pauma	North	$2,875.06	$311	$1,023	$0	$1,334	$4,209.06
Pendleton-De Luz	North	$2,875.06	$311	$1,023	$0	$1,334	$4,209.06
Rainbow	North	$2,875.06	$311	$1,023	$0	$1,334	$4,209.06
Ramona	East	$2,875.06	$361	$0	$775	$1,136	$4,011.06
San Dieguito	North	$2,875.06	$311	$1,023	$216	$1,550	$4,425.06
Spring Valley	South	$2,875.06	$122	$1,161	$0	$1,283	$4,158.06
Sweetwater	South	$2,875.06	$122	$1,161	$0	$1,283	$4,158.06
Valle De Oro	South	$2,875.06	$122	$1,161	$0	$1,283	$4,158.06
Valley Center	North	$2,875.06	$311	$1,023	$0	$1,334	$4,209.06

NOTE: Refer to Attachment 1 for a detailed list of applicable land uses in this category.

[1] SANDAG RTCIP fee ($2,875.06 per residential unit). Subject to annual increase in accordance with TransNet cost-indexing provisions.

[2] Rate includes 3% cost of program administration.

[3] Rates subject to annual increase in accordance with cost-indexing provisions contained in TIF ordinance.

[4] A zero ($0) indicates that there are no TIF eligible facilities in the subject facility class (i.e., State Routes/Ramps, Regional or Local).

[5] Regional rate for Otay adjusted to reflect regional distribution of impacts.

[6] Rate includes 10% Village discount.

County of San Diego - TIF Program Update

FEE RATES FOR VILLAGE AREAS

(Effective July 1, 2024)

COMMUNITY PLANNING AREA	TIF REGION	(C) Residential - Non-Permanent ($ / unit)					
		SANDAG RTCIP Fee [1, 2]	County TIF [2, 3, 4, 5, 6]				TOTAL FEE (RTCIP+TIF)
			State Facilities	Regional Facilities	Local Facilities	TOTAL TIF	
Alpine	South	$0.00	$76	$726	$474	$1,276	$1,276.00
Bonsall	North	$0.00	$194	$640	$454	$1,288	$1,288.00
Central Mountain	East	$0.00	$226	$0	$0	$226	$226.00
County Islands	South	$0.00	$76	$726	$0	$802	$802.00
Crest-Dehesa	South	$0.00	$76	$726	$0	$802	$802.00
Desert	East	$0.00	$226	$0	$0	$226	$226.00
Fallbrook	North	$0.00	$194	$640	$66	$900	$900.00
Jamul-Dulzura	South	$0.00	$76	$726	$0	$802	$802.00
Julian	East	$0.00	$226	$0	$0	$226	$226.00
Lakeside	South	$0.00	$76	$726	$134	$936	$936.00
Mountain Empire	East	$0.00	$226	$0	$0	$226	$226.00
North County Metro	North	$0.00	$194	$640	$46	$880	$880.00
North Mountain	East	$0.00	$226	$0	$0	$226	$226.00
Otay	South	$0.00	$76	$312	$0	$388	$388.00
Pala-Pauma	North	$0.00	$194	$640	$0	$834	$834.00
Pendleton-De Luz	North	$0.00	$194	$640	$0	$834	$834.00
Rainbow	North	$0.00	$194	$640	$0	$834	$834.00
Ramona	East	$0.00	$226	$0	$484	$710	$710.00
San Dieguito	North	$0.00	$194	$640	$135	$969	$969.00
Spring Valley	South	$0.00	$76	$726	$0	$802	$802.00
Sweetwater	South	$0.00	$76	$726	$0	$802	$802.00
Valle De Oro	South	$0.00	$76	$726	$0	$802	$802.00
Valley Center	North	$0.00	$194	$640	$0	$834	$834.00

NOTE: Refer to Attachment 1 for a detailed list of applicable land uses in this category.

[1] SANDAG RTCIP fee ($2,875.06 per residential unit). Subject to annual increase in accordance with TransNet cost-indexing provisions.

[2] Rate includes 3% cost of program administration.

[3] Rates subject to annual increase in accordance with cost-indexing provisions contained in TIF ordinance.

[4] A zero ($0) indicates that there are no TIF eligible facilities in the subject facility class (i.e., State Routes/Ramps, Regional or Local).

[5] Regional rate for Otay adjusted to reflect regional distribution of impacts.

[6] Rate includes 10% Village discount.

County of San Diego - TIF Program Update

FEE RATES FOR VILLAGE AREAS

(Effective July 1, 2024)

COMMUNITY PLANNING AREA	TIF REGION	(D) Residential - Congregate Care ($ / unit)					
		SANDAG RTCIP Fee [1, 2]	County TIF [2, 3, 4, 5, 6]				TOTAL FEE (RTCIP+TIF)
			State Facilities	Regional Facilities	Local Facilities	TOTAL TIF	
Alpine	South	$0.00	$38	$362	$238	$638	$638.00
Bonsall	North	$0.00	$97	$320	$227	$644	$644.00
Central Mountain	East	$0.00	$113	$0	$0	$113	$113.00
County Islands	South	$0.00	$38	$362	$0	$400	$400.00
Crest-Dehesa	South	$0.00	$38	$362	$0	$400	$400.00
Desert	East	$0.00	$113	$0	$0	$113	$113.00
Fallbrook	North	$0.00	$97	$320	$33	$450	$450.00
Jamul-Dulzura	South	$0.00	$38	$362	$0	$400	$400.00
Julian	East	$0.00	$113	$0	$0	$113	$113.00
Lakeside	South	$0.00	$38	$362	$68	$468	$468.00
Mountain Empire	East	$0.00	$113	$0	$0	$113	$113.00
North County Metro	North	$0.00	$97	$320	$24	$441	$441.00
North Mountain	East	$0.00	$113	$0	$0	$113	$113.00
Otay	South	$0.00	$38	$157	$0	$195	$195.00
Pala-Pauma	North	$0.00	$97	$320	$0	$417	$417.00
Pendleton-De Luz	North	$0.00	$97	$320	$0	$417	$417.00
Rainbow	North	$0.00	$97	$320	$0	$417	$417.00
Ramona	East	$0.00	$113	$0	$243	$356	$356.00
San Dieguito	North	$0.00	$97	$320	$68	$485	$485.00
Spring Valley	South	$0.00	$38	$362	$0	$400	$400.00
Sweetwater	South	$0.00	$38	$362	$0	$400	$400.00
Valle De Oro	South	$0.00	$38	$362	$0	$400	$400.00
Valley Center	North	$0.00	$97	$320	$0	$417	$417.00

NOTE: Refer to Attachment 1 for a detailed list of applicable land uses in this category.

[1] SANDAG RTCIP fee ($2,875.06 per residential unit). Subject to annual increase in accordance with TransNet cost-indexing provisions.

[2] Rate includes 3% cost of program administration.

[3] Rates subject to annual increase in accordance with cost-indexing provisions contained in TIF ordinance.

[4] A zero ($0) indicates that there are no TIF eligible facilities in the subject facility class (i.e., State Routes/Ramps, Regional or Local).

[5] Regional rate for Otay adjusted to reflect regional distribution of impacts.

[6] Rate includes 10% Village discount.

County of San Diego - TIF Program Update

FEE RATES FOR VILLAGE AREAS

(Effective July 1, 2024)

COMMUNITY PLANNING AREA	TIF REGION	(E) General Commercial ($ / 1,000 sq ft)					
		SANDAG RTCIP Fee [1, 2]	County TIF [2, 3, 4, 5, 6]				TOTAL FEE (RTCIP+TIF)
			State Facilities	Regional Facilities	Local Facilities	TOTAL TIF	
Alpine	South	$0.00	$319	$3,036	$1,984	$5,339	$5,339.00
Bonsall	North	$0.00	$811	$2,673	$1,896	$5,380	$5,380.00
Central Mountain	East	$0.00	$942	$0	$0	$942	$942.00
County Islands	South	$0.00	$319	$3,036	$0	$3,355	$3,355.00
Crest-Dehesa	South	$0.00	$319	$3,036	$0	$3,355	$3,355.00
Desert	East	$0.00	$942	$0	$0	$942	$942.00
Fallbrook	North	$0.00	$811	$2,673	$277	$3,761	$3,761.00
Jamul-Dulzura	South	$0.00	$319	$3,036	$0	$3,355	$3,355.00
Julian	East	$0.00	$942	$0	$0	$942	$942.00
Lakeside	South	$0.00	$319	$3,036	$561	$3,916	$3,916.00
Mountain Empire	East	$0.00	$942	$0	$0	$942	$942.00
North County Metro	North	$0.00	$811	$2,673	$195	$3,679	$3,679.00
North Mountain	East	$0.00	$942	$0	$0	$942	$942.00
Otay	South	$0.00	$319	$1,307	$0	$1,626	$1,626.00
Pala-Pauma	North	$0.00	$811	$2,673	$0	$3,484	$3,484.00
Pendleton-De Luz	North	$0.00	$811	$2,673	$0	$3,484	$3,484.00
Rainbow	North	$0.00	$811	$2,673	$0	$3,484	$3,484.00
Ramona	East	$0.00	$942	$0	$2,027	$2,969	$2,969.00
San Dieguito	North	$0.00	$811	$2,673	$565	$4,049	$4,049.00
Spring Valley	South	$0.00	$319	$3,036	$0	$3,355	$3,355.00
Sweetwater	South	$0.00	$319	$3,036	$0	$3,355	$3,355.00
Valle De Oro	South	$0.00	$319	$3,036	$0	$3,355	$3,355.00
Valley Center	North	$0.00	$811	$2,673	$0	$3,484	$3,484.00

NOTE: Refer to Attachment 1 for a detailed list of applicable land uses in this category.

[1] SANDAG RTCIP fee ($2,875.06 per residential unit). Subject to annual increase in accordance with TransNet cost-indexing provisions.

[2] Rate includes 3% cost of program administration.

[3] Rates subject to annual increase in accordance with cost-indexing provisions contained in TIF ordinance.

[4] A zero ($0) indicates that there are no TIF eligible facilities in the subject facility class (i.e., State Routes/Ramps, Regional or Local).

[5] Regional rate for Otay adjusted to reflect regional distribution of impacts.

[6] Rate includes 10% Village discount.

County of San Diego - TIF Program Update

FEE RATES FOR VILLAGE AREAS

(Effective July 1, 2024)

COMMUNITY PLANNING AREA	TIF REGION	(F) Furniture Store ($ / 1,000 sq ft)					
		SANDAG RTCIP Fee [1, 2]	County TIF [2, 3, 4, 5, 6]				TOTAL FEE (RTCIP+TIF)
			State Facilities	Regional Facilities	Local Facilities	TOTAL TIF	
Alpine	South	$0.00	$44	$415	$272	$731	$731.00
Bonsall	North	$0.00	$111	$366	$260	$737	$737.00
Central Mountain	East	$0.00	$129	$0	$0	$129	$129.00
County Islands	South	$0.00	$44	$415	$0	$459	$459.00
Crest-Dehesa	South	$0.00	$44	$415	$0	$459	$459.00
Desert	East	$0.00	$129	$0	$0	$129	$129.00
Fallbrook	North	$0.00	$111	$366	$38	$515	$515.00
Jamul-Dulzura	South	$0.00	$44	$415	$0	$459	$459.00
Julian	East	$0.00	$129	$0	$0	$129	$129.00
Lakeside	South	$0.00	$44	$415	$77	$536	$536.00
Mountain Empire	East	$0.00	$129	$0	$0	$129	$129.00
North County Metro	North	$0.00	$111	$366	$27	$504	$504.00
North Mountain	East	$0.00	$129	$0	$0	$129	$129.00
Otay	South	$0.00	$44	$179	$0	$223	$223.00
Pala-Pauma	North	$0.00	$111	$366	$0	$477	$477.00
Pendleton-De Luz	North	$0.00	$111	$366	$0	$477	$477.00
Rainbow	North	$0.00	$111	$366	$0	$477	$477.00
Ramona	East	$0.00	$129	$0	$277	$406	$406.00
San Dieguito	North	$0.00	$111	$366	$77	$554	$554.00
Spring Valley	South	$0.00	$44	$415	$0	$459	$459.00
Sweetwater	South	$0.00	$44	$415	$0	$459	$459.00
Valle De Oro	South	$0.00	$44	$415	$0	$459	$459.00
Valley Center	North	$0.00	$111	$366	$0	$477	$477.00

NOTE: Refer to Attachment 1 for a detailed list of applicable land uses in this category.

[1] SANDAG RTCIP fee ($2,875.06 per residential unit). Subject to annual increase in accordance with TransNet cost-indexing provisions.

[2] Rate includes 3% cost of program administration.

[3] Rates subject to annual increase in accordance with cost-indexing provisions contained in TIF ordinance.

[4] A zero ($0) indicates that there are no TIF eligible facilities in the subject facility class (i.e., State Routes/Ramps, Regional or Local).

[5] Regional rate for Otay adjusted to reflect regional distribution of impacts.

[6] Rate includes 10% Village discount.

County of San Diego - TIF Program Update

FEE RATES FOR VILLAGE AREAS

(Effective July 1, 2024)

COMMUNITY PLANNING AREA	TIF REGION	(G) General Industrial ($ / 1,000 sq ft)					
		SANDAG RTCIP Fee [1, 2]	County TIF [2, 3, 4, 5, 6]				TOTAL FEE (RTCIP+TIF)
			State Facilities	Regional Facilities	Local Facilities	TOTAL TIF	
Alpine	South	$0.00	$141	$1,337	$873	$2,351	$2,351.00
Bonsall	North	$0.00	$357	$1,177	$835	$2,369	$2,369.00
Central Mountain	East	$0.00	$415	$0	$0	$415	$415.00
County Islands	South	$0.00	$141	$1,337	$0	$1,478	$1,478.00
Crest-Dehesa	South	$0.00	$141	$1,337	$0	$1,478	$1,478.00
Desert	East	$0.00	$415	$0	$0	$415	$415.00
Fallbrook	North	$0.00	$357	$1,177	$122	$1,656	$1,656.00
Jamul-Dulzura	South	$0.00	$141	$1,337	$0	$1,478	$1,478.00
Julian	East	$0.00	$415	$0	$0	$415	$415.00
Lakeside	South	$0.00	$141	$1,337	$247	$1,725	$1,725.00
Mountain Empire	East	$0.00	$415	$0	$0	$415	$415.00
North County Metro	North	$0.00	$357	$1,177	$86	$1,620	$1,620.00
North Mountain	East	$0.00	$415	$0	$0	$415	$415.00
Otay	South	$0.00	$141	$576	$0	$717	$717.00
Pala-Pauma	North	$0.00	$357	$1,177	$0	$1,534	$1,534.00
Pendleton-De Luz	North	$0.00	$357	$1,177	$0	$1,534	$1,534.00
Rainbow	North	$0.00	$357	$1,177	$0	$1,534	$1,534.00
Ramona	East	$0.00	$415	$0	$892	$1,307	$1,307.00
San Dieguito	North	$0.00	$357	$1,177	$248	$1,782	$1,782.00
Spring Valley	South	$0.00	$141	$1,337	$0	$1,478	$1,478.00
Sweetwater	South	$0.00	$141	$1,337	$0	$1,478	$1,478.00
Valle De Oro	South	$0.00	$141	$1,337	$0	$1,478	$1,478.00
Valley Center	North	$0.00	$357	$1,177	$0	$1,534	$1,534.00

NOTE: Refer to Attachment 1 for a detailed list of applicable land uses in this category.

[1] SANDAG RTCIP fee ($2,875.06 per residential unit). Subject to annual increase in accordance with TransNet cost-indexing provisions.

[2] Rate includes 3% cost of program administration.

[3] Rates subject to annual increase in accordance with cost-indexing provisions contained in TIF ordinance.

[4] A zero ($0) indicates that there are no TIF eligible facilities in the subject facility class (i.e., State Routes/Ramps, Regional or Local).

[5] Regional rate for Otay adjusted to reflect regional distribution of impacts.

[6] Rate includes 10% Village discount.

County of San Diego - TIF Program Update

FEE RATES FOR VILLAGE AREAS

(Effective July 1, 2024)

COMMUNITY PLANNING AREA	TIF REGION	(H) Office ($ / 1,000 sq ft)					
		SANDAG RTCIP Fee [1, 2]	County TIF [2, 3, 4, 5, 6]				TOTAL FEE (RTCIP+TIF)
			State Facilities	Regional Facilities	Local Facilities	TOTAL TIF	
Alpine	South	$0.00	$252	$2,401	$1,569	$4,222	$4,222.00
Bonsall	North	$0.00	$642	$2,115	$1,500	$4,257	$4,257.00
Central Mountain	East	$0.00	$746	$0	$0	$746	$746.00
County Islands	South	$0.00	$252	$2,401	$0	$2,653	$2,653.00
Crest-Dehesa	South	$0.00	$252	$2,401	$0	$2,653	$2,653.00
Desert	East	$0.00	$746	$0	$0	$746	$746.00
Fallbrook	North	$0.00	$642	$2,115	$219	$2,976	$2,976.00
Jamul-Dulzura	South	$0.00	$252	$2,401	$0	$2,653	$2,653.00
Julian	East	$0.00	$746	$0	$0	$746	$746.00
Lakeside	South	$0.00	$252	$2,401	$443	$3,096	$3,096.00
Mountain Empire	East	$0.00	$746	$0	$0	$746	$746.00
North County Metro	North	$0.00	$642	$2,115	$155	$2,912	$2,912.00
North Mountain	East	$0.00	$746	$0	$0	$746	$746.00
Otay	South	$0.00	$252	$1,034	$0	$1,286	$1,286.00
Pala-Pauma	North	$0.00	$642	$2,115	$0	$2,757	$2,757.00
Pendleton-De Luz	North	$0.00	$642	$2,115	$0	$2,757	$2,757.00
Rainbow	North	$0.00	$642	$2,115	$0	$2,757	$2,757.00
Ramona	East	$0.00	$746	$0	$1,603	$2,349	$2,349.00
San Dieguito	North	$0.00	$642	$2,115	$447	$3,204	$3,204.00
Spring Valley	South	$0.00	$252	$2,401	$0	$2,653	$2,653.00
Sweetwater	South	$0.00	$252	$2,401	$0	$2,653	$2,653.00
Valle De Oro	South	$0.00	$252	$2,401	$0	$2,653	$2,653.00
Valley Center	North	$0.00	$642	$2,115	$0	$2,757	$2,757.00

NOTE: Refer to Attachment 1 for a detailed list of applicable land uses in this category.

[1] SANDAG RTCIP fee ($2,875.06 per residential unit). Subject to annual increase in accordance with TransNet cost-indexing provisions.

[2] Rate includes 3% cost of program administration.

[3] Rates subject to annual increase in accordance with cost-indexing provisions contained in TIF ordinance.

[4] A zero ($0) indicates that there are no TIF eligible facilities in the subject facility class (i.e., State Routes/Ramps, Regional or Local).

[5] Regional rate for Otay adjusted to reflect regional distribution of impacts.

[6] Rate includes 10% Village discount.

County of San Diego - TIF Program Update

FEE RATES FOR VILLAGE AREAS

(Effective July 1, 2024)

COMMUNITY PLANNING AREA	TIF REGION	(I) Warehousing & Storage ($ / 1,000 sq ft)					
		SANDAG RTCIP Fee [1, 2]	County TIF [2, 3, 4, 5, 6]				TOTAL FEE (RTCIP+TIF)
			State Facilities	Regional Facilities	Local Facilities	TOTAL TIF	
Alpine	South	$0.00	$61	$585	$382	$1,028	$1,028.00
Bonsall	North	$0.00	$157	$515	$365	$1,037	$1,037.00
Central Mountain	East	$0.00	$182	$0	$0	$182	$182.00
County Islands	South	$0.00	$61	$585	$0	$646	$646.00
Crest-Dehesa	South	$0.00	$61	$585	$0	$646	$646.00
Desert	East	$0.00	$182	$0	$0	$182	$182.00
Fallbrook	North	$0.00	$157	$515	$53	$725	$725.00
Jamul-Dulzura	South	$0.00	$61	$585	$0	$646	$646.00
Julian	East	$0.00	$182	$0	$0	$182	$182.00
Lakeside	South	$0.00	$61	$585	$108	$754	$754.00
Mountain Empire	East	$0.00	$182	$0	$0	$182	$182.00
North County Metro	North	$0.00	$157	$515	$37	$709	$709.00
North Mountain	East	$0.00	$182	$0	$0	$182	$182.00
Otay	South	$0.00	$61	$252	$0	$313	$313.00
Pala-Pauma	North	$0.00	$157	$515	$0	$672	$672.00
Pendleton-De Luz	North	$0.00	$157	$515	$0	$672	$672.00
Rainbow	North	$0.00	$157	$515	$0	$672	$672.00
Ramona	East	$0.00	$182	$0	$390	$572	$572.00
San Dieguito	North	$0.00	$157	$515	$109	$781	$781.00
Spring Valley	South	$0.00	$61	$585	$0	$646	$646.00
Sweetwater	South	$0.00	$61	$585	$0	$646	$646.00
Valle De Oro	South	$0.00	$61	$585	$0	$646	$646.00
Valley Center	North	$0.00	$157	$515	$0	$672	$672.00

NOTE: Refer to Attachment 1 for a detailed list of applicable land uses in this category.

[1] SANDAG RTCIP fee ($2,875.06 per residential unit). Subject to annual increase in accordance with TransNet cost-indexing provisions.

[2] Rate includes 3% cost of program administration.

[3] Rates subject to annual increase in accordance with cost-indexing provisions contained in TIF ordinance.

[4] A zero ($0) indicates that there are no TIF eligible facilities in the subject facility class (i.e., State Routes/Ramps, Regional or Local).

[5] Regional rate for Otay adjusted to reflect regional distribution of impacts.

[6] Rate includes 10% Village discount.

County of San Diego - TIF Program Update

FEE RATES FOR VILLAGE AREAS

(Effective July 1, 2024)

COMMUNITY PLANNING AREA	TIF REGION	(J) Government/Institutional ($ / 1,000 sq ft)					
		SANDAG RTCIP Fee [1, 2]	County TIF [2, 3, 4, 5, 6]				TOTAL FEE (RTCIP+TIF)
			State Facilities	Regional Facilities	Local Facilities	TOTAL TIF	
Alpine	South	$0.00	$150	$1,432	$936	$2,518	$2,518.00
Bonsall	North	$0.00	$384	$1,261	$895	$2,540	$2,540.00
Central Mountain	East	$0.00	$445	$0	$0	$445	$445.00
County Islands	South	$0.00	$150	$1,432	$0	$1,582	$1,582.00
Crest-Dehesa	South	$0.00	$150	$1,432	$0	$1,582	$1,582.00
Desert	East	$0.00	$445	$0	$0	$445	$445.00
Fallbrook	North	$0.00	$384	$1,261	$131	$1,776	$1,776.00
Jamul-Dulzura	South	$0.00	$150	$1,432	$0	$1,582	$1,582.00
Julian	East	$0.00	$445	$0	$0	$445	$445.00
Lakeside	South	$0.00	$150	$1,432	$264	$1,846	$1,846.00
Mountain Empire	East	$0.00	$445	$0	$0	$445	$445.00
North County Metro	North	$0.00	$384	$1,261	$93	$1,738	$1,738.00
North Mountain	East	$0.00	$445	$0	$0	$445	$445.00
Otay	South	$0.00	$150	$617	$0	$767	$767.00
Pala-Pauma	North	$0.00	$384	$1,261	$0	$1,645	$1,645.00
Pendleton-De Luz	North	$0.00	$384	$1,261	$0	$1,645	$1,645.00
Rainbow	North	$0.00	$384	$1,261	$0	$1,645	$1,645.00
Ramona	East	$0.00	$445	$0	$956	$1,401	$1,401.00
San Dieguito	North	$0.00	$384	$1,261	$267	$1,912	$1,912.00
Spring Valley	South	$0.00	$150	$1,432	$0	$1,582	$1,582.00
Sweetwater	South	$0.00	$150	$1,432	$0	$1,582	$1,582.00
Valle De Oro	South	$0.00	$150	$1,432	$0	$1,582	$1,582.00
Valley Center	North	$0.00	$384	$1,261	$0	$1,645	$1,645.00

NOTE: Refer to Attachment 1 for a detailed list of applicable land uses in this category.

[1] SANDAG RTCIP fee ($2,875.06 per residential unit). Subject to annual increase in accordance with TransNet cost-indexing provisions.

[2] Rate includes 3% cost of program administration.

[3] Rates subject to annual increase in accordance with cost-indexing provisions contained in TIF ordinance.

[4] A zero ($0) indicates that there are no TIF eligible facilities in the subject facility class (i.e., State Routes/Ramps, Regional or Local).

[5] Regional rate for Otay adjusted to reflect regional distribution of impacts.

[6] Rate includes 10% Village discount.

County of San Diego - TIF Program Update

FEE RATES FOR VILLAGE AREAS

(Effective July 1, 2024)

COMMUNITY PLANNING AREA	TIF REGION	(K) Select Industrial ($ / trip)					
		SANDAG RTCIP Fee [1, 2]	County TIF [2, 3, 4, 5, 6]				TOTAL FEE (RTCIP+TIF)
			State Facilities	Regional Facilities	Local Facilities	TOTAL TIF	
Alpine	South	$0.00	$17	$170	$111	$298	$298.00
Bonsall	North	$0.00	$45	$150	$106	$301	$301.00
Central Mountain	East	$0.00	$53	$0	$0	$53	$53.00
County Islands	South	$0.00	$17	$170	$0	$187	$187.00
Crest-Dehesa	South	$0.00	$17	$170	$0	$187	$187.00
Desert	East	$0.00	$53	$0	$0	$53	$53.00
Fallbrook	North	$0.00	$45	$150	$16	$211	$211.00
Jamul-Dulzura	South	$0.00	$17	$170	$0	$187	$187.00
Julian	East	$0.00	$53	$0	$0	$53	$53.00
Lakeside	South	$0.00	$17	$170	$32	$219	$219.00
Mountain Empire	East	$0.00	$53	$0	$0	$53	$53.00
North County Metro	North	$0.00	$45	$150	$11	$206	$206.00
North Mountain	East	$0.00	$53	$0	$0	$53	$53.00
Otay	South	$0.00	$17	$73	$0	$90	$90.00
Pala-Pauma	North	$0.00	$45	$150	$0	$195	$195.00
Pendleton-De Luz	North	$0.00	$45	$150	$0	$195	$195.00
Rainbow	North	$0.00	$45	$150	$0	$195	$195.00
Ramona	East	$0.00	$53	$0	$114	$167	$167.00
San Dieguito	North	$0.00	$45	$150	$32	$227	$227.00
Spring Valley	South	$0.00	$17	$170	$0	$187	$187.00
Sweetwater	South	$0.00	$17	$170	$0	$187	$187.00
Valle De Oro	South	$0.00	$17	$170	$0	$187	$187.00
Valley Center	North	$0.00	$45	$150	$0	$195	$195.00

NOTE: Refer to Attachment 1 for a detailed list of applicable land uses in this category.

[1] SANDAG RTCIP fee ($2,875.06 per residential unit). Subject to annual increase in accordance with TransNet cost-indexing provisions.

[2] Rate includes 3% cost of program administration.

[3] Rates subject to annual increase in accordance with cost-indexing provisions contained in TIF ordinance.

[4] A zero ($0) indicates that there are no TIF eligible facilities in the subject facility class (i.e., State Routes/Ramps, Regional or Local).

[5] Regional rate for Otay adjusted to reflect regional distribution of impacts.

[6] Rate includes 10% Village discount.

FEE RATES FOR VILLAGE CORE AREAS

County of San Diego - TIF Program Update

FEE RATES FOR VILLAGE CORE AREAS

(Effective July 1, 2024)

COMMUNITY PLANNING AREA	TIF REGION	(A) Residential - Single-Family Detached ($ / unit)					
		SANDAG RTCIP Fee [1, 2]	County TIF [2, 3, 4, 5, 6]				TOTAL FEE (RTCIP+TIF)
			State Facilities	Regional Facilities	Local Facilities	TOTAL TIF	
Alpine	South	$2,875.06	$163	$1,549	$1,013	$2,725	$5,600.06
Bonsall	North	$2,875.06	$414	$1,365	$968	$2,747	$5,622.06
Central Mountain	East	$2,875.06	$481	$0	$0	$481	$3,356.06
County Islands	South	$2,875.06	$163	$1,549	$0	$1,712	$4,587.06
Crest-Dehesa	South	$2,875.06	$163	$1,549	$0	$1,712	$4,587.06
Desert	East	$2,875.06	$481	$0	$0	$481	$3,356.06
Fallbrook	North	$2,875.06	$414	$1,365	$142	$1,921	$4,796.06
Jamul-Dulzura	South	$2,875.06	$163	$1,549	$0	$1,712	$4,587.06
Julian	East	$2,875.06	$481	$0	$0	$481	$3,356.06
Lakeside	South	$2,875.06	$163	$1,549	$287	$1,999	$4,874.06
Mountain Empire	East	$2,875.06	$481	$0	$0	$481	$3,356.06
North County Metro	North	$2,875.06	$414	$1,365	$100	$1,879	$4,754.06
North Mountain	East	$2,875.06	$481	$0	$0	$481	$3,356.06
Otay	South	$2,875.06	$163	$666	$0	$829	$3,704.06
Pala-Pauma	North	$2,875.06	$414	$1,365	$0	$1,779	$4,654.06
Pendleton-De Luz	North	$2,875.06	$414	$1,365	$0	$1,779	$4,654.06
Rainbow	North	$2,875.06	$414	$1,365	$0	$1,779	$4,654.06
Ramona	East	$2,875.06	$481	$0	$1,034	$1,515	$4,390.06
San Dieguito	North	$2,875.06	$414	$1,365	$288	$2,067	$4,942.06
Spring Valley	South	$2,875.06	$163	$1,549	$0	$1,712	$4,587.06
Sweetwater	South	$2,875.06	$163	$1,549	$0	$1,712	$4,587.06
Valle De Oro	South	$2,875.06	$163	$1,549	$0	$1,712	$4,587.06
Valley Center	North	$2,875.06	$414	$1,365	$0	$1,779	$4,654.06

NOTE: Refer to Attachment 1 for a detailed list of applicable land uses in this category.

[1] SANDAG RTCIP fee ($2,875.06 per residential unit). Subject to annual increase in accordance with TransNet cost-indexing provisions.

[2] Rate includes 3% cost of program administration.

[3] Rates subject to annual increase in accordance with cost-indexing provisions contained in TIF ordinance.

[4] A zero ($0) indicates that there are no TIF eligible facilities in the subject facility class (i.e., State Routes/Ramps, Regional or Local).

[5] Regional rate for Otay adjusted to reflect regional distribution of impacts.

[6] Rate includes 20% Village Core discount.

County of San Diego - TIF Program Update

FEE RATES FOR VILLAGE CORE AREAS

(Effective July 1, 2024)

COMMUNITY PLANNING AREA	TIF REGION	(B) Residential - Multi-Family ($ / unit)					
		SANDAG RTCIP Fee [1, 2]	County TIF [2, 3, 4, 5, 6]				TOTAL FEE (RTCIP+TIF)
			State Facilities	Regional Facilities	Local Facilities	TOTAL TIF	
Alpine	South	$2,875.06	$109	$1,033	$674	$1,816	$4,691.06
Bonsall	North	$2,875.06	$276	$909	$645	$1,830	$4,705.06
Central Mountain	East	$2,875.06	$320	$0	$0	$320	$3,195.06
County Islands	South	$2,875.06	$109	$1,033	$0	$1,142	$4,017.06
Crest-Dehesa	South	$2,875.06	$109	$1,033	$0	$1,142	$4,017.06
Desert	East	$2,875.06	$320	$0	$0	$320	$3,195.06
Fallbrook	North	$2,875.06	$276	$909	$94	$1,279	$4,154.06
Jamul-Dulzura	South	$2,875.06	$109	$1,033	$0	$1,142	$4,017.06
Julian	East	$2,875.06	$320	$0	$0	$320	$3,195.06
Lakeside	South	$2,875.06	$109	$1,033	$191	$1,333	$4,208.06
Mountain Empire	East	$2,875.06	$320	$0	$0	$320	$3,195.06
North County Metro	North	$2,875.06	$276	$909	$66	$1,251	$4,126.06
North Mountain	East	$2,875.06	$320	$0	$0	$320	$3,195.06
Otay	South	$2,875.06	$109	$445	$0	$554	$3,429.06
Pala-Pauma	North	$2,875.06	$276	$909	$0	$1,185	$4,060.06
Pendleton-De Luz	North	$2,875.06	$276	$909	$0	$1,185	$4,060.06
Rainbow	North	$2,875.06	$276	$909	$0	$1,185	$4,060.06
Ramona	East	$2,875.06	$320	$0	$689	$1,009	$3,884.06
San Dieguito	North	$2,875.06	$276	$909	$192	$1,377	$4,252.06
Spring Valley	South	$2,875.06	$109	$1,033	$0	$1,142	$4,017.06
Sweetwater	South	$2,875.06	$109	$1,033	$0	$1,142	$4,017.06
Valle De Oro	South	$2,875.06	$109	$1,033	$0	$1,142	$4,017.06
Valley Center	North	$2,875.06	$276	$909	$0	$1,185	$4,060.06

NOTE: Refer to Attachment 1 for a detailed list of applicable land uses in this category.

[1] SANDAG RTCIP fee ($2,875.06 per residential unit). Subject to annual increase in accordance with TransNet cost-indexing provisions.

[2] Rate includes 3% cost of program administration.

[3] Rates subject to annual increase in accordance with cost-indexing provisions contained in TIF ordinance.

[4] A zero ($0) indicates that there are no TIF eligible facilities in the subject facility class (i.e., State Routes/Ramps, Regional or Local).

[5] Regional rate for Otay adjusted to reflect regional distribution of impacts.

[6] Rate includes 20% Village Core discount.

County of San Diego - TIF Program Update

FEE RATES FOR VILLAGE CORE AREAS

(Effective July 1, 2024)

COMMUNITY PLANNING AREA	TIF REGION	(C) Residential - Non-Permanent ($ / unit)					
		SANDAG RTCIP Fee [1, 2]	County TIF [2, 3, 4, 5, 6]				TOTAL FEE (RTCIP+TIF)
			State Facilities	Regional Facilities	Local Facilities	TOTAL TIF	
Alpine	South	$0.00	$68	$645	$422	$1,135	$1,135.00
Bonsall	North	$0.00	$173	$568	$404	$1,145	$1,145.00
Central Mountain	East	$0.00	$200	$0	$0	$200	$200.00
County Islands	South	$0.00	$68	$645	$0	$713	$713.00
Crest-Dehesa	South	$0.00	$68	$645	$0	$713	$713.00
Desert	East	$0.00	$200	$0	$0	$200	$200.00
Fallbrook	North	$0.00	$173	$568	$58	$799	$799.00
Jamul-Dulzura	South	$0.00	$68	$645	$0	$713	$713.00
Julian	East	$0.00	$200	$0	$0	$200	$200.00
Lakeside	South	$0.00	$68	$645	$119	$832	$832.00
Mountain Empire	East	$0.00	$200	$0	$0	$200	$200.00
North County Metro	North	$0.00	$173	$568	$41	$782	$782.00
North Mountain	East	$0.00	$200	$0	$0	$200	$200.00
Otay	South	$0.00	$68	$277	$0	$345	$345.00
Pala-Pauma	North	$0.00	$173	$568	$0	$741	$741.00
Pendleton-De Luz	North	$0.00	$173	$568	$0	$741	$741.00
Rainbow	North	$0.00	$173	$568	$0	$741	$741.00
Ramona	East	$0.00	$200	$0	$431	$631	$631.00
San Dieguito	North	$0.00	$173	$568	$121	$862	$862.00
Spring Valley	South	$0.00	$68	$645	$0	$713	$713.00
Sweetwater	South	$0.00	$68	$645	$0	$713	$713.00
Valle De Oro	South	$0.00	$68	$645	$0	$713	$713.00
Valley Center	North	$0.00	$173	$568	$0	$741	$741.00

NOTE: Refer to Attachment 1 for a detailed list of applicable land uses in this category.

[1] SANDAG RTCIP fee ($2,875.06 per residential unit). Subject to annual increase in accordance with TransNet cost-indexing provisions.

[2] Rate includes 3% cost of program administration.

[3] Rates subject to annual increase in accordance with cost-indexing provisions contained in TIF ordinance.

[4] A zero ($0) indicates that there are no TIF eligible facilities in the subject facility class (i.e., State Routes/Ramps, Regional or Local).

[5] Regional rate for Otay adjusted to reflect regional distribution of impacts.

[6] Rate includes 20% Village Core discount.

County of San Diego - TIF Program Update

FEE RATES FOR VILLAGE CORE AREAS

(Effective July 1, 2024)

COMMUNITY PLANNING AREA	TIF REGION	(D) Residential - Congregate Care ($ / unit)					
		SANDAG RTCIP Fee [1, 2]	County TIF [2, 3, 4, 5, 6]				TOTAL FEE (RTCIP+TIF)
			State Facilities	Regional Facilities	Local Facilities	TOTAL TIF	
Alpine	South	$0.00	$35	$323	$211	$569	$569.00
Bonsall	North	$0.00	$86	$284	$202	$572	$572.00
Central Mountain	East	$0.00	$100	$0	$0	$100	$100.00
County Islands	South	$0.00	$35	$323	$0	$358	$358.00
Crest-Dehesa	South	$0.00	$35	$323	$0	$358	$358.00
Desert	East	$0.00	$100	$0	$0	$100	$100.00
Fallbrook	North	$0.00	$86	$284	$29	$399	$399.00
Jamul-Dulzura	South	$0.00	$35	$323	$0	$358	$358.00
Julian	East	$0.00	$100	$0	$0	$100	$100.00
Lakeside	South	$0.00	$35	$323	$60	$418	$418.00
Mountain Empire	East	$0.00	$100	$0	$0	$100	$100.00
North County Metro	North	$0.00	$86	$284	$21	$391	$391.00
North Mountain	East	$0.00	$100	$0	$0	$100	$100.00
Otay	South	$0.00	$35	$139	$0	$174	$174.00
Pala-Pauma	North	$0.00	$86	$284	$0	$370	$370.00
Pendleton-De Luz	North	$0.00	$86	$284	$0	$370	$370.00
Rainbow	North	$0.00	$86	$284	$0	$370	$370.00
Ramona	East	$0.00	$100	$0	$215	$315	$315.00
San Dieguito	North	$0.00	$86	$284	$60	$430	$430.00
Spring Valley	South	$0.00	$35	$323	$0	$358	$358.00
Sweetwater	South	$0.00	$35	$323	$0	$358	$358.00
Valle De Oro	South	$0.00	$35	$323	$0	$358	$358.00
Valley Center	North	$0.00	$86	$284	$0	$370	$370.00

NOTE: Refer to Attachment 1 for a detailed list of applicable land uses in this category.

[1] SANDAG RTCIP fee ($2,875.06 per residential unit). Subject to annual increase in accordance with TransNet cost-indexing provisions.

[2] Rate includes 3% cost of program administration.

[3] Rates subject to annual increase in accordance with cost-indexing provisions contained in TIF ordinance.

[4] A zero ($0) indicates that there are no TIF eligible facilities in the subject facility class (i.e., State Routes/Ramps, Regional or Local).

[5] Regional rate for Otay adjusted to reflect regional distribution of impacts.

[6] Rate includes 20% Village Core discount.

County of San Diego - TIF Program Update

FEE RATES FOR VILLAGE CORE AREAS

(Effective July 1, 2024)

COMMUNITY PLANNING AREA	TIF REGION	(E) General Commercial ($ / 1,000 sq ft)					
		SANDAG RTCIP Fee [1, 2]	County TIF [2, 3, 4, 5, 6]				TOTAL FEE (RTCIP+TIF)
			State Facilities	Regional Facilities	Local Facilities	TOTAL TIF	
Alpine	South	$0.00	$283	$2,699	$1,764	$4,746	$4,746.00
Bonsall	North	$0.00	$721	$2,376	$1,686	$4,783	$4,783.00
Central Mountain	East	$0.00	$838	$0	$0	$838	$838.00
County Islands	South	$0.00	$283	$2,699	$0	$2,982	$2,982.00
Crest-Dehesa	South	$0.00	$283	$2,699	$0	$2,982	$2,982.00
Desert	East	$0.00	$838	$0	$0	$838	$838.00
Fallbrook	North	$0.00	$721	$2,376	$247	$3,344	$3,344.00
Jamul-Dulzura	South	$0.00	$283	$2,699	$0	$2,982	$2,982.00
Julian	East	$0.00	$838	$0	$0	$838	$838.00
Lakeside	South	$0.00	$283	$2,699	$499	$3,481	$3,481.00
Mountain Empire	East	$0.00	$838	$0	$0	$838	$838.00
North County Metro	North	$0.00	$721	$2,376	$174	$3,271	$3,271.00
North Mountain	East	$0.00	$838	$0	$0	$838	$838.00
Otay	South	$0.00	$283	$1,161	$0	$1,444	$1,444.00
Pala-Pauma	North	$0.00	$721	$2,376	$0	$3,097	$3,097.00
Pendleton-De Luz	North	$0.00	$721	$2,376	$0	$3,097	$3,097.00
Rainbow	North	$0.00	$721	$2,376	$0	$3,097	$3,097.00
Ramona	East	$0.00	$838	$0	$1,801	$2,639	$2,639.00
San Dieguito	North	$0.00	$721	$2,376	$502	$3,599	$3,599.00
Spring Valley	South	$0.00	$283	$2,699	$0	$2,982	$2,982.00
Sweetwater	South	$0.00	$283	$2,699	$0	$2,982	$2,982.00
Valle De Oro	South	$0.00	$283	$2,699	$0	$2,982	$2,982.00
Valley Center	North	$0.00	$721	$2,376	$0	$3,097	$3,097.00

NOTE: Refer to Attachment 1 for a detailed list of applicable land uses in this category.

[1] SANDAG RTCIP fee ($2,875.06 per residential unit). Subject to annual increase in accordance with TransNet cost-indexing provisions.

[2] Rate includes 3% cost of program administration.

[3] Rates subject to annual increase in accordance with cost-indexing provisions contained in TIF ordinance.

[4] A zero ($0) indicates that there are no TIF eligible facilities in the subject facility class (i.e., State Routes/Ramps, Regional or Local).

[5] Regional rate for Otay adjusted to reflect regional distribution of impacts.

[6] Rate includes 20% Village Core discount.

County of San Diego - TIF Program Update

FEE RATES FOR VILLAGE CORE AREAS

(Effective July 1, 2024)

COMMUNITY PLANNING AREA	TIF REGION	(F) Furniture Store ($ / 1,000 sq ft)					
		SANDAG RTCIP Fee [1, 2]	County TIF [2, 3, 4, 5, 6]				TOTAL FEE (RTCIP+TIF)
			State Facilities	Regional Facilities	Local Facilities	TOTAL TIF	
Alpine	South	$0.00	$38	$369	$237	$644	$644.00
Bonsall	North	$0.00	$98	$325	$226	$649	$649.00
Central Mountain	East	$0.00	$112	$0	$0	$112	$112.00
County Islands	South	$0.00	$38	$369	$0	$407	$407.00
Crest-Dehesa	South	$0.00	$38	$369	$0	$407	$407.00
Desert	East	$0.00	$114	$0	$0	$114	$114.00
Fallbrook	North	$0.00	$98	$325	$33	$456	$456.00
Jamul-Dulzura	South	$0.00	$38	$369	$0	$407	$407.00
Julian	East	$0.00	$114	$0	$0	$114	$114.00
Lakeside	South	$0.00	$38	$369	$68	$475	$475.00
Mountain Empire	East	$0.00	$114	$0	$0	$114	$114.00
North County Metro	North	$0.00	$98	$325	$24	$447	$447.00
North Mountain	East	$0.00	$114	$0	$0	$114	$114.00
Otay	South	$0.00	$38	$159	$0	$197	$197.00
Pala-Pauma	North	$0.00	$98	$325	$0	$423	$423.00
Pendleton-De Luz	North	$0.00	$98	$325	$0	$423	$423.00
Rainbow	North	$0.00	$98	$325	$0	$423	$423.00
Ramona	East	$0.00	$114	$0	$247	$361	$361.00
San Dieguito	North	$0.00	$98	$325	$69	$492	$492.00
Spring Valley	South	$0.00	$38	$369	$0	$407	$407.00
Sweetwater	South	$0.00	$38	$369	$0	$407	$407.00
Valle De Oro	South	$0.00	$38	$369	$0	$407	$407.00
Valley Center	North	$0.00	$98	$325	$0	$423	$423.00

NOTE: Refer to Attachment 1 for a detailed list of applicable land uses in this category.

[1] SANDAG RTCIP fee ($2,875.06 per residential unit). Subject to annual increase in accordance with TransNet cost-indexing provisions.

[2] Rate includes 3% cost of program administration.

[3] Rates subject to annual increase in accordance with cost-indexing provisions contained in TIF ordinance.

[4] A zero ($0) indicates that there are no TIF eligible facilities in the subject facility class (i.e., State Routes/Ramps, Regional or Local).

[5] Regional rate for Otay adjusted to reflect regional distribution of impacts.

[6] Rate includes 20% Village Core discount.

County of San Diego - TIF Program Update

FEE RATES FOR VILLAGE CORE AREAS

(Effective July 1, 2024)

COMMUNITY PLANNING AREA	TIF REGION	(G) General Industrial ($ / 1,000 sq ft)					
		SANDAG RTCIP Fee [1, 2]	County TIF [2, 3, 4, 5, 6]				TOTAL FEE (RTCIP+TIF)
			State Facilities	Regional Facilities	Local Facilities	TOTAL TIF	
Alpine	South	$0.00	$125	$1,188	$777	$2,090	$2,090.00
Bonsall	North	$0.00	$317	$1,047	$742	$2,106	$2,106.00
Central Mountain	East	$0.00	$369	$0	$0	$369	$369.00
County Islands	South	$0.00	$125	$1,188	$0	$1,313	$1,313.00
Crest-Dehesa	South	$0.00	$125	$1,188	$0	$1,313	$1,313.00
Desert	East	$0.00	$369	$0	$0	$369	$369.00
Fallbrook	North	$0.00	$317	$1,047	$109	$1,473	$1,473.00
Jamul-Dulzura	South	$0.00	$125	$1,188	$0	$1,313	$1,313.00
Julian	East	$0.00	$369	$0	$0	$369	$369.00
Lakeside	South	$0.00	$125	$1,188	$219	$1,532	$1,532.00
Mountain Empire	East	$0.00	$369	$0	$0	$369	$369.00
North County Metro	North	$0.00	$317	$1,047	$77	$1,441	$1,441.00
North Mountain	East	$0.00	$369	$0	$0	$369	$369.00
Otay	South	$0.00	$125	$511	$0	$636	$636.00
Pala-Pauma	North	$0.00	$317	$1,047	$0	$1,364	$1,364.00
Pendleton-De Luz	North	$0.00	$317	$1,047	$0	$1,364	$1,364.00
Rainbow	North	$0.00	$317	$1,047	$0	$1,364	$1,364.00
Ramona	East	$0.00	$369	$0	$794	$1,163	$1,163.00
San Dieguito	North	$0.00	$317	$1,047	$222	$1,586	$1,586.00
Spring Valley	South	$0.00	$125	$1,188	$0	$1,313	$1,313.00
Sweetwater	South	$0.00	$125	$1,188	$0	$1,313	$1,313.00
Valle De Oro	South	$0.00	$125	$1,188	$0	$1,313	$1,313.00
Valley Center	North	$0.00	$317	$1,047	$0	$1,364	$1,364.00

NOTE: Refer to Attachment 1 for a detailed list of applicable land uses in this category.

[1] SANDAG RTCIP fee ($2,875.06 per residential unit). Subject to annual increase in accordance with TransNet cost-indexing provisions.

[2] Rate includes 3% cost of program administration.

[3] Rates subject to annual increase in accordance with cost-indexing provisions contained in TIF ordinance.

[4] A zero ($0) indicates that there are no TIF eligible facilities in the subject facility class (i.e., State Routes/Ramps, Regional or Local).

[5] Regional rate for Otay adjusted to reflect regional distribution of impacts.

[6] Rate includes 20% Village Core discount.

County of San Diego - TIF Program Update

FEE RATES FOR VILLAGE CORE AREAS

(Effective July 1, 2024)

COMMUNITY PLANNING AREA	TIF REGION	(H) Office ($ / 1,000 sq ft)					
		SANDAG RTCIP Fee [1, 2]	County TIF [2, 3, 4, 5, 6]				TOTAL FEE (RTCIP+TIF)
			State Facilities	Regional Facilities	Local Facilities	TOTAL TIF	
Alpine	South	$0.00	$224	$2,134	$1,395	$3,753	$3,753.00
Bonsall	North	$0.00	$571	$1,880	$1,333	$3,784	$3,784.00
Central Mountain	East	$0.00	$662	$0	$0	$662	$662.00
County Islands	South	$0.00	$224	$2,134	$0	$2,358	$2,358.00
Crest-Dehesa	South	$0.00	$224	$2,134	$0	$2,358	$2,358.00
Desert	East	$0.00	$662	$0	$0	$662	$662.00
Fallbrook	North	$0.00	$571	$1,880	$195	$2,646	$2,646.00
Jamul-Dulzura	South	$0.00	$224	$2,134	$0	$2,358	$2,358.00
Julian	East	$0.00	$662	$0	$0	$662	$662.00
Lakeside	South	$0.00	$224	$2,134	$394	$2,752	$2,752.00
Mountain Empire	East	$0.00	$662	$0	$0	$662	$662.00
North County Metro	North	$0.00	$571	$1,880	$138	$2,589	$2,589.00
North Mountain	East	$0.00	$662	$0	$0	$662	$662.00
Otay	South	$0.00	$224	$919	$0	$1,143	$1,143.00
Pala-Pauma	North	$0.00	$571	$1,880	$0	$2,451	$2,451.00
Pendleton-De Luz	North	$0.00	$571	$1,880	$0	$2,451	$2,451.00
Rainbow	North	$0.00	$571	$1,880	$0	$2,451	$2,451.00
Ramona	East	$0.00	$662	$0	$1,424	$2,086	$2,086.00
San Dieguito	North	$0.00	$571	$1,880	$397	$2,848	$2,848.00
Spring Valley	South	$0.00	$224	$2,134	$0	$2,358	$2,358.00
Sweetwater	South	$0.00	$224	$2,134	$0	$2,358	$2,358.00
Valle De Oro	South	$0.00	$224	$2,134	$0	$2,358	$2,358.00
Valley Center	North	$0.00	$571	$1,880	$0	$2,451	$2,451.00

NOTE: Refer to Attachment 1 for a detailed list of applicable land uses in this category.

[1] SANDAG RTCIP fee ($2,875.06 per residential unit). Subject to annual increase in accordance with TransNet cost-indexing provisions.

[2] Rate includes 3% cost of program administration.

[3] Rates subject to annual increase in accordance with cost-indexing provisions contained in TIF ordinance.

[4] A zero ($0) indicates that there are no TIF eligible facilities in the subject facility class (i.e., State Routes/Ramps, Regional or Local).

[5] Regional rate for Otay adjusted to reflect regional distribution of impacts.

[6] Rate includes 20% Village Core discount.

County of San Diego - TIF Program Update

FEE RATES FOR VILLAGE CORE AREAS

(Effective July 1, 2024)

COMMUNITY PLANNING AREA	TIF REGION	(I) Warehousing & Storage ($ / 1,000 sq ft)					
		SANDAG RTCIP Fee [1, 2]	County TIF [2, 3, 4, 5, 6]				TOTAL FEE (RTCIP+TIF)
			State Facilities	Regional Facilities	Local Facilities	TOTAL TIF	
Alpine	South	$0.00	$54	$520	$333	$907	$907.00
Bonsall	North	$0.00	$139	$458	$319	$916	$916.00
Central Mountain	East	$0.00	$162	$0	$0	$162	$162.00
County Islands	South	$0.00	$54	$520	$0	$574	$574.00
Crest-Dehesa	South	$0.00	$54	$520	$0	$574	$574.00
Desert	East	$0.00	$162	$0	$0	$162	$162.00
Fallbrook	North	$0.00	$139	$458	$48	$645	$645.00
Jamul-Dulzura	South	$0.00	$54	$520	$0	$574	$574.00
Julian	East	$0.00	$162	$0	$0	$162	$162.00
Lakeside	South	$0.00	$54	$520	$96	$670	$670.00
Mountain Empire	East	$0.00	$162	$0	$0	$162	$162.00
North County Metro	North	$0.00	$139	$458	$33	$630	$630.00
North Mountain	East	$0.00	$162	$0	$0	$162	$162.00
Otay	South	$0.00	$54	$224	$0	$278	$278.00
Pala-Pauma	North	$0.00	$139	$458	$0	$597	$597.00
Pendleton-De Luz	North	$0.00	$139	$458	$0	$597	$597.00
Rainbow	North	$0.00	$139	$458	$0	$597	$597.00
Ramona	East	$0.00	$162	$0	$346	$508	$508.00
San Dieguito	North	$0.00	$139	$458	$97	$694	$694.00
Spring Valley	South	$0.00	$54	$520	$0	$574	$574.00
Sweetwater	South	$0.00	$54	$520	$0	$574	$574.00
Valle De Oro	South	$0.00	$54	$520	$0	$574	$574.00
Valley Center	North	$0.00	$139	$458	$0	$597	$597.00

NOTE: Refer to Attachment 1 for a detailed list of applicable land uses in this category.

[1] SANDAG RTCIP fee ($2,875.06 per residential unit). Subject to annual increase in accordance with TransNet cost-indexing provisions.

[2] Rate includes 3% cost of program administration.

[3] Rates subject to annual increase in accordance with cost-indexing provisions contained in TIF ordinance.

[4] A zero ($0) indicates that there are no TIF eligible facilities in the subject facility class (i.e., State Routes/Ramps, Regional or Local).

[5] Regional rate for Otay adjusted to reflect regional distribution of impacts.

[6] Rate includes 20% Village Core discount.

County of San Diego - TIF Program Update

FEE RATES FOR VILLAGE CORE AREAS

(Effective July 1, 2024)

COMMUNITY PLANNING AREA	TIF REGION	(J) Government/Institutional ($ / 1,000 sq ft)					
		SANDAG RTCIP Fee [1, 2]	County TIF [2, 3, 4, 5, 6]				TOTAL FEE (RTCIP+TIF)
			State Facilities	Regional Facilities	Local Facilities	TOTAL TIF	
Alpine	South	$0.00	$134	$1,273	$832	$2,239	$2,239.00
Bonsall	North	$0.00	$340	$1,122	$795	$2,257	$2,257.00
Central Mountain	East	$0.00	$396	$0	$0	$396	$396.00
County Islands	South	$0.00	$134	$1,273	$0	$1,407	$1,407.00
Crest-Dehesa	South	$0.00	$134	$1,273	$0	$1,407	$1,407.00
Desert	East	$0.00	$396	$0	$0	$396	$396.00
Fallbrook	North	$0.00	$340	$1,122	$117	$1,579	$1,579.00
Jamul-Dulzura	South	$0.00	$134	$1,273	$0	$1,407	$1,407.00
Julian	East	$0.00	$396	$0	$0	$396	$396.00
Lakeside	South	$0.00	$134	$1,273	$235	$1,642	$1,642.00
Mountain Empire	East	$0.00	$396	$0	$0	$396	$396.00
North County Metro	North	$0.00	$340	$1,122	$82	$1,544	$1,544.00
North Mountain	East	$0.00	$396	$0	$0	$396	$396.00
Otay	South	$0.00	$134	$548	$0	$682	$682.00
Pala-Pauma	North	$0.00	$340	$1,122	$0	$1,462	$1,462.00
Pendleton-De Luz	North	$0.00	$340	$1,122	$0	$1,462	$1,462.00
Rainbow	North	$0.00	$340	$1,122	$0	$1,462	$1,462.00
Ramona	East	$0.00	$396	$0	$850	$1,246	$1,246.00
San Dieguito	North	$0.00	$340	$1,122	$238	$1,700	$1,700.00
Spring Valley	South	$0.00	$134	$1,273	$0	$1,407	$1,407.00
Sweetwater	South	$0.00	$134	$1,273	$0	$1,407	$1,407.00
Valle De Oro	South	$0.00	$134	$1,273	$0	$1,407	$1,407.00
Valley Center	North	$0.00	$340	$1,122	$0	$1,462	$1,462.00

NOTE: Refer to Attachment 1 for a detailed list of applicable land uses in this category.

[1] SANDAG RTCIP fee ($2,875.06 per residential unit). Subject to annual increase in accordance with TransNet cost-indexing provisions.

[2] Rate includes 3% cost of program administration.

[3] Rates subject to annual increase in accordance with cost-indexing provisions contained in TIF ordinance.

[4] A zero ($0) indicates that there are no TIF eligible facilities in the subject facility class (i.e., State Routes/Ramps, Regional or Local).

[5] Regional rate for Otay adjusted to reflect regional distribution of impacts.

[6] Rate includes 20% Village Core discount.

County of San Diego - TIF Program Update

FEE RATES FOR VILLAGE CORE AREAS

(Effective July 1, 2024)

COMMUNITY PLANNING AREA	TIF REGION	(K) Select Industrial ($ / trip)					
		SANDAG RTCIP Fee [1, 2]	County TIF [2, 3, 4, 5, 6]				TOTAL FEE (RTCIP+TIF)
			State Facilities	Regional Facilities	Local Facilities	TOTAL TIF	
Alpine	South	$0.00	$16	$151	$100	$267	$267.00
Bonsall	North	$0.00	$41	$134	$94	$269	$269.00
Central Mountain	East	$0.00	$46	$0	$0	$46	$46.00
County Islands	South	$0.00	$16	$151	$0	$167	$167.00
Crest-Dehesa	South	$0.00	$16	$151	$0	$167	$167.00
Desert	East	$0.00	$46	$0	$0	$46	$46.00
Fallbrook	North	$0.00	$41	$134	$13	$188	$188.00
Jamul-Dulzura	South	$0.00	$16	$151	$0	$167	$167.00
Julian	East	$0.00	$46	$0	$0	$46	$46.00
Lakeside	South	$0.00	$16	$151	$28	$195	$195.00
Mountain Empire	East	$0.00	$46	$0	$0	$46	$46.00
North County Metro	North	$0.00	$41	$134	$9	$184	$184.00
North Mountain	East	$0.00	$46	$0	$0	$46	$46.00
Otay	South	$0.00	$16	$65	$0	$81	$81.00
Pala-Pauma	North	$0.00	$41	$134	$0	$175	$175.00
Pendleton-De Luz	North	$0.00	$41	$134	$0	$175	$175.00
Rainbow	North	$0.00	$41	$134	$0	$175	$175.00
Ramona	East	$0.00	$46	$0	$101	$147	$147.00
San Dieguito	North	$0.00	$41	$134	$28	$203	$203.00
Spring Valley	South	$0.00	$16	$151	$0	$167	$167.00
Sweetwater	South	$0.00	$16	$151	$0	$167	$167.00
Valle De Oro	South	$0.00	$16	$151	$0	$167	$167.00
Valley Center	North	$0.00	$41	$134	$0	$175	$175.00

NOTE: Refer to Attachment 1 for a detailed list of applicable land uses in this category.

[1] SANDAG RTCIP fee ($2,875.06 per residential unit). Subject to annual increase in accordance with TransNet cost-indexing provisions.

[2] Rate includes 3% cost of program administration.

[3] Rates subject to annual increase in accordance with cost-indexing provisions contained in TIF ordinance.

[4] A zero ($0) indicates that there are no TIF eligible facilities in the subject facility class (i.e., State Routes/Ramps, Regional or Local).

[5] Regional rate for Otay adjusted to reflect regional distribution of impacts.

[6] Rate includes 20% Village Core discount.

FEE RATES FOR NON-VILLAGE AREAS

County of San Diego - TIF Program

FEE RATES FOR NON-VILLAGE AREAS

(Effective July 1, 2024)

COMMUNITY PLANNING AREA	TIF REGION	(A) Residential - Single-Family Detached ($ / unit)					
		SANDAG RTCIP Fee [1, 2]	County TIF [2, 3, 4, 5]				TOTAL FEE (RTCIP+TIF)
			State Facilities	Regional Facilities	Local Facilities	TOTAL TIF	
Alpine	South	$2,875.06	$203	$1,935	$1,265	$3,403	$6,278.06
Bonsall	North	$2,875.06	$518	$1,706	$1,209	$3,433	$6,308.06
Central Mountain	East	$2,875.06	$601	$0	$0	$601	$3,476.06
County Islands	South	$2,875.06	$203	$1,935	$0	$2,138	$5,013.06
Crest-Dehesa	South	$2,875.06	$203	$1,935	$0	$2,138	$5,013.06
Desert	East	$2,875.06	$601	$0	$0	$601	$3,476.06
Fallbrook	North	$2,875.06	$518	$1,706	$177	$2,401	$5,276.06
Jamul-Dulzura	South	$2,875.06	$203	$1,935	$0	$2,138	$5,013.06
Julian	East	$2,875.06	$601	$0	$0	$601	$3,476.06
Lakeside	South	$2,875.06	$203	$1,935	$358	$2,496	$5,371.06
Mountain Empire	East	$2,875.06	$601	$0	$0	$601	$3,476.06
North County Metro	North	$2,875.06	$518	$1,706	$125	$2,349	$5,224.06
North Mountain	East	$2,875.06	$601	$0	$0	$601	$3,476.06
Otay	South	$2,875.06	$203	$834	$0	$1,037	$3,912.06
Pala-Pauma	North	$2,875.06	$518	$1,706	$0	$2,224	$5,099.06
Pendleton-De Luz	North	$2,875.06	$518	$1,706	$0	$2,224	$5,099.06
Rainbow	North	$2,875.06	$518	$1,706	$0	$2,224	$5,099.06
Ramona	East	$2,875.06	$601	$0	$1,293	$1,894	$4,769.06
San Dieguito	North	$2,875.06	$518	$1,706	$361	$2,585	$5,460.06
Spring Valley	South	$2,875.06	$203	$1,935	$0	$2,138	$5,013.06
Sweetwater	South	$2,875.06	$203	$1,935	$0	$2,138	$5,013.06
Valle De Oro	South	$2,875.06	$203	$1,935	$0	$2,138	$5,013.06
Valley Center	North	$2,875.06	$518	$1,706	$0	$2,224	$5,099.06

NOTE: Refer to Attachment 1 for a detailed list of applicable land uses in this category.

[1] SANDAG RTCIP fee ($2,875.06 per residential unit). Subject to annual increase in accordance with TransNet cost-indexing provisions.

[2] Rate includes 3% cost of program administration.

[3] Rates subject to annual increase in accordance with cost-indexing provisions contained in TIF ordinance.

[4] A zero ($0) indicates that there are no TIF eligible facilities in the subject facility class (i.e., State Routes/Ramps, Regional or Local).

[5] Regional rate for Otay adjusted to reflect regional distribution of impacts.

County of San Diego - TIF Program

FEE RATES FOR NON-VILLAGE AREAS

(Effective July 1, 2024)

COMMUNITY PLANNING AREA	TIF REGION	(B) Residential - Multi-Family ($ / unit)					
		SANDAG RTCIP Fee [1, 2]	County TIF [2, 3, 4, 5]				TOTAL FEE (RTCIP+TIF)
			State Facilities	Regional Facilities	Local Facilities	TOTAL TIF	
Alpine	South	$2,875.06	$135	$1,290	$843	$2,268	$5,143.06
Bonsall	North	$2,875.06	$345	$1,136	$806	$2,287	$5,162.06
Central Mountain	East	$2,875.06	$401	$0	$0	$401	$3,276.06
County Islands	South	$2,875.06	$135	$1,290	$0	$1,425	$4,300.06
Crest-Dehesa	South	$2,875.06	$135	$1,290	$0	$1,425	$4,300.06
Desert	East	$2,875.06	$401	$0	$0	$401	$3,276.06
Fallbrook	North	$2,875.06	$345	$1,136	$118	$1,599	$4,474.06
Jamul-Dulzura	South	$2,875.06	$135	$1,290	$0	$1,425	$4,300.06
Julian	East	$2,875.06	$401	$0	$0	$401	$3,276.06
Lakeside	South	$2,875.06	$135	$1,290	$239	$1,664	$4,539.06
Mountain Empire	East	$2,875.06	$401	$0	$0	$401	$3,276.06
North County Metro	North	$2,875.06	$345	$1,136	$84	$1,565	$4,440.06
North Mountain	East	$2,875.06	$401	$0	$0	$401	$3,276.06
Otay	South	$2,875.06	$135	$556	$0	$691	$3,566.06
Pala-Pauma	North	$2,875.06	$345	$1,136	$0	$1,481	$4,356.06
Pendleton-De Luz	North	$2,875.06	$345	$1,136	$0	$1,481	$4,356.06
Rainbow	North	$2,875.06	$345	$1,136	$0	$1,481	$4,356.06
Ramona	East	$2,875.06	$401	$0	$861	$1,262	$4,137.06
San Dieguito	North	$2,875.06	$345	$1,136	$240	$1,721	$4,596.06
Spring Valley	South	$2,875.06	$135	$1,290	$0	$1,425	$4,300.06
Sweetwater	South	$2,875.06	$135	$1,290	$0	$1,425	$4,300.06
Valle De Oro	South	$2,875.06	$135	$1,290	$0	$1,425	$4,300.06
Valley Center	North	$2,875.06	$345	$1,136	$0	$1,481	$4,356.06

NOTE: Refer to Attachment 1 for a detailed list of applicable land uses in this category.

[1] SANDAG RTCIP fee ($2,875.06 per residential unit). Subject to annual increase in accordance with TransNet cost-indexing provisions.

[2] Rate includes 3% cost of program administration.

[3] Rates subject to annual increase in accordance with cost-indexing provisions contained in TIF ordinance.

[4] A zero ($0) indicates that there are no TIF eligible facilities in the subject facility class (i.e., State Routes/Ramps, Regional or Local).

[5] Regional rate for Otay adjusted to reflect regional distribution of impacts.

County of San Diego - TIF Program

FEE RATES FOR NON-VILLAGE AREAS

(Effective July 1, 2024)

COMMUNITY PLANNING AREA	TIF REGION	(C) Residential - Non-Permanent ($ / unit)					
		SANDAG RTCIP Fee [1, 2]	County TIF [2, 3, 4, 5]				TOTAL FEE (RTCIP+TIF)
			State Facilities	Regional Facilities	Local Facilities	TOTAL TIF	
Alpine	South	$0.00	$85	$807	$527	$1,419	$1,419.00
Bonsall	North	$0.00	$215	$710	$504	$1,429	$1,429.00
Central Mountain	East	$0.00	$251	$0	$0	$251	$251.00
County Islands	South	$0.00	$85	$807	$0	$892	$892.00
Crest-Dehesa	South	$0.00	$85	$807	$0	$892	$892.00
Desert	East	$0.00	$251	$0	$0	$251	$251.00
Fallbrook	North	$0.00	$215	$710	$74	$999	$999.00
Jamul-Dulzura	South	$0.00	$85	$807	$0	$892	$892.00
Julian	East	$0.00	$251	$0	$0	$251	$251.00
Lakeside	South	$0.00	$85	$807	$149	$1,041	$1,041.00
Mountain Empire	East	$0.00	$251	$0	$0	$251	$251.00
North County Metro	North	$0.00	$215	$710	$52	$977	$977.00
North Mountain	East	$0.00	$251	$0	$0	$251	$251.00
Otay	South	$0.00	$85	$348	$0	$433	$433.00
Pala-Pauma	North	$0.00	$215	$710	$0	$925	$925.00
Pendleton-De Luz	North	$0.00	$215	$710	$0	$925	$925.00
Rainbow	North	$0.00	$215	$710	$0	$925	$925.00
Ramona	East	$0.00	$251	$0	$539	$790	$790.00
San Dieguito	North	$0.00	$215	$710	$150	$1,075	$1,075.00
Spring Valley	South	$0.00	$85	$807	$0	$892	$892.00
Sweetwater	South	$0.00	$85	$807	$0	$892	$892.00
Valle De Oro	South	$0.00	$85	$807	$0	$892	$892.00
Valley Center	North	$0.00	$215	$710	$0	$925	$925.00

NOTE: Refer to Attachment 1 for a detailed list of applicable land uses in this category.

[1] SANDAG RTCIP fee ($2,875.06 per residential unit). Subject to annual increase in accordance with TransNet cost-indexing provisions.

[2] Rate includes 3% cost of program administration.

[3] Rates subject to annual increase in accordance with cost-indexing provisions contained in TIF ordinance.

[4] A zero ($0) indicates that there are no TIF eligible facilities in the subject facility class (i.e., State Routes/Ramps, Regional or Local).

[5] Regional rate for Otay adjusted to reflect regional distribution of impacts.

County of San Diego - TIF Program

FEE RATES FOR NON-VILLAGE AREAS

(Effective July 1, 2024)

COMMUNITY PLANNING AREA	TIF REGION	(D) Residential - Congregate Care ($ / unit)					
		SANDAG RTCIP Fee [1, 2]	County TIF [2, 3, 4, 5]				TOTAL FEE (RTCIP+TIF)
			State Facilities	Regional Facilities	Local Facilities	TOTAL TIF	
Alpine	South	$0.00	$42	$404	$264	$710	$710.00
Bonsall	North	$0.00	$108	$356	$252	$716	$716.00
Central Mountain	East	$0.00	$125	$0	$0	$125	$125.00
County Islands	South	$0.00	$42	$404	$0	$446	$446.00
Crest-Dehesa	South	$0.00	$42	$404	$0	$446	$446.00
Desert	East	$0.00	$125	$0	$0	$125	$125.00
Fallbrook	North	$0.00	$108	$356	$37	$501	$501.00
Jamul-Dulzura	South	$0.00	$42	$404	$0	$446	$446.00
Julian	East	$0.00	$125	$0	$0	$125	$125.00
Lakeside	South	$0.00	$42	$404	$74	$520	$520.00
Mountain Empire	East	$0.00	$125	$0	$0	$125	$125.00
North County Metro	North	$0.00	$108	$356	$27	$491	$491.00
North Mountain	East	$0.00	$125	$0	$0	$125	$125.00
Otay	South	$0.00	$42	$174	$0	$216	$216.00
Pala-Pauma	North	$0.00	$108	$356	$0	$464	$464.00
Pendleton-De Luz	North	$0.00	$108	$356	$0	$464	$464.00
Rainbow	North	$0.00	$108	$356	$0	$464	$464.00
Ramona	East	$0.00	$125	$0	$269	$394	$394.00
San Dieguito	North	$0.00	$108	$356	$76	$540	$540.00
Spring Valley	South	$0.00	$42	$404	$0	$446	$446.00
Sweetwater	South	$0.00	$42	$404	$0	$446	$446.00
Valle De Oro	South	$0.00	$42	$404	$0	$446	$446.00
Valley Center	North	$0.00	$108	$356	$0	$464	$464.00

NOTE: Refer to Attachment 1 for a detailed list of applicable land uses in this category.

[1] SANDAG RTCIP fee ($2,875.06 per residential unit). Subject to annual increase in accordance with TransNet cost-indexing provisions.

[2] Rate includes 3% cost of program administration.

[3] Rates subject to annual increase in accordance with cost-indexing provisions contained in TIF ordinance.

[4] A zero ($0) indicates that there are no TIF eligible facilities in the subject facility class (i.e., State Routes/Ramps, Regional or Local).

[5] Regional rate for Otay adjusted to reflect regional distribution of impacts.

County of San Diego - TIF Program

FEE RATES FOR NON-VILLAGE AREAS

(Effective July 1, 2024)

COMMUNITY PLANNING AREA	TIF REGION	(E) General Commercial ($ / 1,000 sq ft)					
		SANDAG RTCIP Fee [1, 2]	County TIF [2, 3, 4, 5]				TOTAL FEE (RTCIP+TIF)
			State Facilities	Regional Facilities	Local Facilities	TOTAL TIF	
Alpine	South	$0.00	$354	$3,373	$2,205	$5,932	$5,932.00
Bonsall	North	$0.00	$901	$2,971	$2,107	$5,979	$5,979.00
Central Mountain	East	$0.00	$1,047	$0	$0	$1,047	$1,047.00
County Islands	South	$0.00	$354	$3,373	$0	$3,727	$3,727.00
Crest-Dehesa	South	$0.00	$354	$3,373	$0	$3,727	$3,727.00
Desert	East	$0.00	$1,047	$0	$0	$1,047	$1,047.00
Fallbrook	North	$0.00	$901	$2,971	$308	$4,180	$4,180.00
Jamul-Dulzura	South	$0.00	$354	$3,373	$0	$3,727	$3,727.00
Julian	East	$0.00	$1,047	$0	$0	$1,047	$1,047.00
Lakeside	South	$0.00	$354	$3,373	$624	$4,351	$4,351.00
Mountain Empire	East	$0.00	$1,047	$0	$0	$1,047	$1,047.00
North County Metro	North	$0.00	$901	$2,971	$218	$4,090	$4,090.00
North Mountain	East	$0.00	$1,047	$0	$0	$1,047	$1,047.00
Otay	South	$0.00	$354	$1,452	$0	$1,806	$1,806.00
Pala-Pauma	North	$0.00	$901	$2,971	$0	$3,872	$3,872.00
Pendleton-De Luz	North	$0.00	$901	$2,971	$0	$3,872	$3,872.00
Rainbow	North	$0.00	$901	$2,971	$0	$3,872	$3,872.00
Ramona	East	$0.00	$1,047	$0	$2,251	$3,298	$3,298.00
San Dieguito	North	$0.00	$901	$2,971	$628	$4,500	$4,500.00
Spring Valley	South	$0.00	$354	$3,373	$0	$3,727	$3,727.00
Sweetwater	South	$0.00	$354	$3,373	$0	$3,727	$3,727.00
Valle De Oro	South	$0.00	$354	$3,373	$0	$3,727	$3,727.00
Valley Center	North	$0.00	$901	$2,971	$0	$3,872	$3,872.00

NOTE: Refer to Attachment 1 for a detailed list of applicable land uses in this category.

[1] SANDAG RTCIP fee ($2,875.06 per residential unit). Subject to annual increase in accordance with TransNet cost-indexing provisions.

[2] Rate includes 3% cost of program administration.

[3] Rates subject to annual increase in accordance with cost-indexing provisions contained in TIF ordinance.

[4] A zero ($0) indicates that there are no TIF eligible facilities in the subject facility class (i.e., State Routes/Ramps, Regional or Local).

[5] Regional rate for Otay adjusted to reflect regional distribution of impacts.

County of San Diego - TIF Program

FEE RATES FOR NON-VILLAGE AREAS

(Effective July 1, 2024)

COMMUNITY PLANNING AREA	TIF REGION	(F) Furniture Store ($ / 1,000 sq ft)					
		SANDAG RTCIP Fee [1, 2]	County TIF [2, 3, 4, 5]				TOTAL FEE (RTCIP+TIF)
			State Facilities	Regional Facilities	Local Facilities	TOTAL TIF	
Alpine	South	$0.00	$49	$462	$301	$812	$812.00
Bonsall	North	$0.00	$123	$406	$288	$817	$817.00
Central Mountain	East	$0.00	$143	$0	$0	$143	$143.00
County Islands	South	$0.00	$49	$462	$0	$511	$511.00
Crest-Dehesa	South	$0.00	$49	$462	$0	$511	$511.00
Desert	East	$0.00	$143	$0	$0	$143	$143.00
Fallbrook	North	$0.00	$123	$406	$42	$571	$571.00
Jamul-Dulzura	South	$0.00	$49	$462	$0	$511	$511.00
Julian	East	$0.00	$143	$0	$0	$143	$143.00
Lakeside	South	$0.00	$49	$462	$85	$596	$596.00
Mountain Empire	East	$0.00	$143	$0	$0	$143	$143.00
North County Metro	North	$0.00	$123	$406	$29	$558	$558.00
North Mountain	East	$0.00	$143	$0	$0	$143	$143.00
Otay	South	$0.00	$49	$199	$0	$248	$248.00
Pala-Pauma	North	$0.00	$123	$406	$0	$529	$529.00
Pendleton-De Luz	North	$0.00	$123	$406	$0	$529	$529.00
Rainbow	North	$0.00	$123	$406	$0	$529	$529.00
Ramona	East	$0.00	$143	$0	$308	$451	$451.00
San Dieguito	North	$0.00	$123	$406	$86	$615	$615.00
Spring Valley	South	$0.00	$49	$462	$0	$511	$511.00
Sweetwater	South	$0.00	$49	$462	$0	$511	$511.00
Valle De Oro	South	$0.00	$49	$462	$0	$511	$511.00
Valley Center	North	$0.00	$123	$406	$0	$529	$529.00

NOTE: Refer to Attachment 1 for a detailed list of applicable land uses in this category.

[1] SANDAG RTCIP fee ($2,875.06 per residential unit). Subject to annual increase in accordance with TransNet cost-indexing provisions.

[2] Rate includes 3% cost of program administration.

[3] Rates subject to annual increase in accordance with cost-indexing provisions contained in TIF ordinance.

[4] A zero ($0) indicates that there are no TIF eligible facilities in the subject facility class (i.e., State Routes/Ramps, Regional or Local).

[5] Regional rate for Otay adjusted to reflect regional distribution of impacts.

County of San Diego - TIF Program

FEE RATES FOR NON-VILLAGE AREAS

(Effective July 1, 2024)

COMMUNITY PLANNING AREA	TIF REGION	(G) General Industrial ($ / 1,000 sq ft)					
		SANDAG RTCIP Fee [1, 2]	County TIF [2, 3, 4, 5]				TOTAL FEE (RTCIP+TIF)
			State Facilities	Regional Facilities	Local Facilities	TOTAL TIF	
Alpine	South	$0.00	$157	$1,485	$970	$2,612	$2,612.00
Bonsall	North	$0.00	$397	$1,309	$928	$2,634	$2,634.00
Central Mountain	East	$0.00	$461	$0	$0	$461	$461.00
County Islands	South	$0.00	$157	$1,485	$0	$1,642	$1,642.00
Crest-Dehesa	South	$0.00	$157	$1,485	$0	$1,642	$1,642.00
Desert	East	$0.00	$461	$0	$0	$461	$461.00
Fallbrook	North	$0.00	$397	$1,309	$135	$1,841	$1,841.00
Jamul-Dulzura	South	$0.00	$157	$1,485	$0	$1,642	$1,642.00
Julian	East	$0.00	$461	$0	$0	$461	$461.00
Lakeside	South	$0.00	$157	$1,485	$275	$1,917	$1,917.00
Mountain Empire	East	$0.00	$461	$0	$0	$461	$461.00
North County Metro	North	$0.00	$397	$1,309	$96	$1,802	$1,802.00
North Mountain	East	$0.00	$461	$0	$0	$461	$461.00
Otay	South	$0.00	$157	$640	$0	$797	$797.00
Pala-Pauma	North	$0.00	$397	$1,309	$0	$1,706	$1,706.00
Pendleton-De Luz	North	$0.00	$397	$1,309	$0	$1,706	$1,706.00
Rainbow	North	$0.00	$397	$1,309	$0	$1,706	$1,706.00
Ramona	East	$0.00	$461	$0	$992	$1,453	$1,453.00
San Dieguito	North	$0.00	$397	$1,309	$276	$1,982	$1,982.00
Spring Valley	South	$0.00	$157	$1,485	$0	$1,642	$1,642.00
Sweetwater	South	$0.00	$157	$1,485	$0	$1,642	$1,642.00
Valle De Oro	South	$0.00	$157	$1,485	$0	$1,642	$1,642.00
Valley Center	North	$0.00	$397	$1,309	$0	$1,706	$1,706.00

NOTE: Refer to Attachment 1 for a detailed list of applicable land uses in this category.

[1] SANDAG RTCIP fee ($2,875.06 per residential unit). Subject to annual increase in accordance with TransNet cost-indexing provisions.

[2] Rate includes 3% cost of program administration.

[3] Rates subject to annual increase in accordance with cost-indexing provisions contained in TIF ordinance.

[4] A zero ($0) indicates that there are no TIF eligible facilities in the subject facility class (i.e., State Routes/Ramps, Regional or Local).

[5] Regional rate for Otay adjusted to reflect regional distribution of impacts.

County of San Diego - TIF Program

FEE RATES FOR NON-VILLAGE AREAS

(Effective July 1, 2024)

COMMUNITY PLANNING AREA	TIF REGION	(H) Office ($ / 1,000 sq ft)					
		SANDAG RTCIP Fee [1, 2]	County TIF [2, 3, 4, 5]				TOTAL FEE (RTCIP+TIF)
			State Facilities	Regional Facilities	Local Facilities	TOTAL TIF	
Alpine	South	$0.00	$280	$2,668	$1,744	$4,692	$4,692.00
Bonsall	North	$0.00	$713	$2,350	$1,666	$4,729	$4,729.00
Central Mountain	East	$0.00	$828	$0	$0	$828	$828.00
County Islands	South	$0.00	$280	$2,668	$0	$2,948	$2,948.00
Crest-Dehesa	South	$0.00	$280	$2,668	$0	$2,948	$2,948.00
Desert	East	$0.00	$828	$0	$0	$828	$828.00
Fallbrook	North	$0.00	$713	$2,350	$244	$3,307	$3,307.00
Jamul-Dulzura	South	$0.00	$280	$2,668	$0	$2,948	$2,948.00
Julian	East	$0.00	$828	$0	$0	$828	$828.00
Lakeside	South	$0.00	$280	$2,668	$494	$3,442	$3,442.00
Mountain Empire	East	$0.00	$828	$0	$0	$828	$828.00
North County Metro	North	$0.00	$713	$2,350	$173	$3,236	$3,236.00
North Mountain	East	$0.00	$828	$0	$0	$828	$828.00
Otay	South	$0.00	$280	$1,148	$0	$1,428	$1,428.00
Pala-Pauma	North	$0.00	$713	$2,350	$0	$3,063	$3,063.00
Pendleton-De Luz	North	$0.00	$713	$2,350	$0	$3,063	$3,063.00
Rainbow	North	$0.00	$713	$2,350	$0	$3,063	$3,063.00
Ramona	East	$0.00	$828	$0	$1,781	$2,609	$2,609.00
San Dieguito	North	$0.00	$713	$2,350	$496	$3,559	$3,559.00
Spring Valley	South	$0.00	$280	$2,668	$0	$2,948	$2,948.00
Sweetwater	South	$0.00	$280	$2,668	$0	$2,948	$2,948.00
Valle De Oro	South	$0.00	$280	$2,668	$0	$2,948	$2,948.00
Valley Center	North	$0.00	$713	$2,350	$0	$3,063	$3,063.00

NOTE: Refer to Attachment 1 for a detailed list of applicable land uses in this category.

[1] SANDAG RTCIP fee ($2,875.06 per residential unit). Subject to annual increase in accordance with TransNet cost-indexing provisions.

[2] Rate includes 3% cost of program administration.

[3] Rates subject to annual increase in accordance with cost-indexing provisions contained in TIF ordinance.

[4] A zero ($0) indicates that there are no TIF eligible facilities in the subject facility class (i.e., State Routes/Ramps, Regional or Local).

[5] Regional rate for Otay adjusted to reflect regional distribution of impacts.

County of San Diego - TIF Program

FEE RATES FOR NON-VILLAGE AREAS

(Effective July 1, 2024)

COMMUNITY PLANNING AREA	TIF REGION	(I) Warehousing & Storage ($ / 1,000 sq ft)					
		SANDAG RTCIP Fee [1, 2]	County TIF [2, 3, 4, 5]				TOTAL FEE (RTCIP+TIF)
			State Facilities	Regional Facilities	Local Facilities	TOTAL TIF	
Alpine	South	$0.00	$68	$650	$425	$1,143	$1,143.00
Bonsall	North	$0.00	$174	$572	$406	$1,152	$1,152.00
Central Mountain	East	$0.00	$202	$0	$0	$202	$202.00
County Islands	South	$0.00	$68	$650	$0	$718	$718.00
Crest-Dehesa	South	$0.00	$68	$650	$0	$718	$718.00
Desert	East	$0.00	$202	$0	$0	$202	$202.00
Fallbrook	North	$0.00	$174	$572	$60	$806	$806.00
Jamul-Dulzura	South	$0.00	$68	$650	$0	$718	$718.00
Julian	East	$0.00	$202	$0	$0	$202	$202.00
Lakeside	South	$0.00	$68	$650	$121	$839	$839.00
Mountain Empire	East	$0.00	$202	$0	$0	$202	$202.00
North County Metro	North	$0.00	$174	$572	$42	$788	$788.00
North Mountain	East	$0.00	$202	$0	$0	$202	$202.00
Otay	South	$0.00	$68	$280	$0	$348	$348.00
Pala-Pauma	North	$0.00	$174	$572	$0	$746	$746.00
Pendleton-De Luz	North	$0.00	$174	$572	$0	$746	$746.00
Rainbow	North	$0.00	$174	$572	$0	$746	$746.00
Ramona	East	$0.00	$202	$0	$434	$636	$636.00
San Dieguito	North	$0.00	$174	$572	$121	$867	$867.00
Spring Valley	South	$0.00	$68	$650	$0	$718	$718.00
Sweetwater	South	$0.00	$68	$650	$0	$718	$718.00
Valle De Oro	South	$0.00	$68	$650	$0	$718	$718.00
Valley Center	North	$0.00	$174	$572	$0	$746	$746.00

NOTE: Refer to Attachment 1 for a detailed list of applicable land uses in this category.

[1] SANDAG RTCIP fee ($2,875.06 per residential unit). Subject to annual increase in accordance with TransNet cost-indexing provisions.

[2] Rate includes 3% cost of program administration.

[3] Rates subject to annual increase in accordance with cost-indexing provisions contained in TIF ordinance.

[4] A zero ($0) indicates that there are no TIF eligible facilities in the subject facility class (i.e., State Routes/Ramps, Regional or Local).

[5] Regional rate for Otay adjusted to reflect regional distribution of impacts.

County of San Diego - TIF Program

FEE RATES FOR NON-VILLAGE AREAS

(Effective July 1, 2024)

COMMUNITY PLANNING AREA	TIF REGION	(J) Government/Institutional ($ / 1,000 sq ft)					
		SANDAG RTCIP Fee [1, 2]	County TIF [2, 3, 4, 5]				TOTAL FEE (RTCIP+TIF)
			State Facilities	Regional Facilities	Local Facilities	TOTAL TIF	
Alpine	South	$0.00	$167	$1,592	$1,041	$2,800	$2,800.00
Bonsall	North	$0.00	$426	$1,402	$994	$2,822	$2,822.00
Central Mountain	East	$0.00	$494	$0	$0	$494	$494.00
County Islands	South	$0.00	$167	$1,592	$0	$1,759	$1,759.00
Crest-Dehesa	South	$0.00	$167	$1,592	$0	$1,759	$1,759.00
Desert	East	$0.00	$494	$0	$0	$494	$494.00
Fallbrook	North	$0.00	$426	$1,402	$146	$1,974	$1,974.00
Jamul-Dulzura	South	$0.00	$167	$1,592	$0	$1,759	$1,759.00
Julian	East	$0.00	$494	$0	$0	$494	$494.00
Lakeside	South	$0.00	$167	$1,592	$295	$2,054	$2,054.00
Mountain Empire	East	$0.00	$494	$0	$0	$494	$494.00
North County Metro	North	$0.00	$426	$1,402	$102	$1,930	$1,930.00
North Mountain	East	$0.00	$494	$0	$0	$494	$494.00
Otay	South	$0.00	$167	$685	$0	$852	$852.00
Pala-Pauma	North	$0.00	$426	$1,402	$0	$1,828	$1,828.00
Pendleton-De Luz	North	$0.00	$426	$1,402	$0	$1,828	$1,828.00
Rainbow	North	$0.00	$426	$1,402	$0	$1,828	$1,828.00
Ramona	East	$0.00	$494	$0	$1,062	$1,556	$1,556.00
San Dieguito	North	$0.00	$426	$1,402	$296	$2,124	$2,124.00
Spring Valley	South	$0.00	$167	$1,592	$0	$1,759	$1,759.00
Sweetwater	South	$0.00	$167	$1,592	$0	$1,759	$1,759.00
Valle De Oro	South	$0.00	$167	$1,592	$0	$1,759	$1,759.00
Valley Center	North	$0.00	$426	$1,402	$0	$1,828	$1,828.00

NOTE: Refer to Attachment 1 for a detailed list of applicable land uses in this category.

[1] SANDAG RTCIP fee ($2,875.06 per residential unit). Subject to annual increase in accordance with TransNet cost-indexing provisions.

[2] Rate includes 3% cost of program administration.

[3] Rates subject to annual increase in accordance with cost-indexing provisions contained in TIF ordinance.

[4] A zero ($0) indicates that there are no TIF eligible facilities in the subject facility class (i.e., State Routes/Ramps, Regional or Local).

[5] Regional rate for Otay adjusted to reflect regional distribution of impacts.

County of San Diego - TIF Program

FEE RATES FOR NON-VILLAGE AREAS

(Effective July 1, 2024)

COMMUNITY PLANNING AREA	TIF REGION	(K) Select Industrial ($ / trip)					
		SANDAG RTCIP Fee [1, 2]	County TIF [2, 3, 4, 5]				TOTAL FEE (RTCIP+TIF)
			State Facilities	Regional Facilities	Local Facilities	TOTAL TIF	
Alpine	South	$0.00	$20	$190	$123	$333	$333.00
Bonsall	North	$0.00	$50	$167	$118	$335	$335.00
Central Mountain	East	$0.00	$58	$0	$0	$58	$58.00
County Islands	South	$0.00	$20	$190	$0	$210	$210.00
Crest-Dehesa	South	$0.00	$20	$190	$0	$210	$210.00
Desert	East	$0.00	$58	$0	$0	$58	$58.00
Fallbrook	North	$0.00	$50	$167	$17	$234	$234.00
Jamul-Dulzura	South	$0.00	$20	$190	$0	$210	$210.00
Julian	East	$0.00	$58	$0	$0	$58	$58.00
Lakeside	South	$0.00	$20	$190	$35	$245	$245.00
Mountain Empire	East	$0.00	$58	$0	$0	$58	$58.00
North County Metro	North	$0.00	$50	$167	$12	$229	$229.00
North Mountain	East	$0.00	$58	$0	$0	$58	$58.00
Otay	South	$0.00	$20	$81	$0	$101	$101.00
Pala-Pauma	North	$0.00	$50	$167	$0	$217	$217.00
Pendleton-De Luz	North	$0.00	$50	$167	$0	$217	$217.00
Rainbow	North	$0.00	$50	$167	$0	$217	$217.00
Ramona	East	$0.00	$58	$0	$126	$184	$184.00
San Dieguito	North	$0.00	$50	$167	$36	$253	$253.00
Spring Valley	South	$0.00	$20	$190	$0	$210	$210.00
Sweetwater	South	$0.00	$20	$190	$0	$210	$210.00
Valle De Oro	South	$0.00	$20	$190	$0	$210	$210.00
Valley Center	North	$0.00	$50	$167	$0	$217	$217.00

NOTE: Refer to Attachment 1 for a detailed list of applicable land uses in this category.

[1] SANDAG RTCIP fee ($2,875.06 per residential unit). Subject to annual increase in accordance with TransNet cost-indexing provisions.

[2] Rate includes 3% cost of program administration.

[3] Rates subject to annual increase in accordance with cost-indexing provisions contained in TIF ordinance.

[4] A zero ($0) indicates that there are no TIF eligible facilities in the subject facility class (i.e., State Routes/Ramps, Regional or Local).

[5] Regional rate for Otay adjusted to reflect regional distribution of impacts.

County of San Diego
REGISTRAR OF VOTERS
County Operations Center Campus
5600 Overland Avenue, Suite 100, San Diego, California 92123-1278

CYNTHIA L. PAES
Registrar of Voters

SHAWN K. BROM
Assistant Registrar of Voters

Telephone: (858) 565-5800 Toll-free: 1 (800) 696-0136 TTY / TDD: (800) 735-2929
Facsimile: (858) 505-7294 Web Address: www.sdvote.com

December 2, 2025

TO: Andrew Potter
Clerk of the Board of Supervisors

FROM: Cynthia L. Paes
Registrar of Voters

NOVEMBER 4, 2025, STATEWIDE SPECIAL ELECTION CERTIFICATION

Enclosed are the certified results for the following elections:

Jurisdiction: Statewide

Election Date: November 4, 2025

Please contact my staff at (858) 505-7214 if you have any questions regarding this matter.

Enclosure: Election Results

C: Supervisor Terra Lawson-Remer, Chair
Supervisor Monica Montgomery Steppe, Vice Chair
Supervisor Paloma Aguirre, Chair Pro Tem
Supervisor Joel Anderson
Supervisor Jim Desmond
Ebony N. Shelton, Chief Administrative Officer
Caroline Smith, Assistant Chief Administrative Officer
Brian Albright, Deputy CAO, Finance & General Government Group
Carrie Gallaher, City of Poway City Clerk

CERTIFICATION OF COUNTY CLERK/REGISTRAR OF VOTERS OF THE RESULTS OF THE CANVASS OF THE NOVEMBER 4, 2025, STATEWIDE SPECIAL ELECTION

STATE OF CALIFORNIA

COUNTY OF San Diego } ss.

I, Cynthia L. Paes, County Clerk/Registrar of Voters of County of San Diego, do hereby certify that, in pursuance of the provisions of Elections Code section 15300, et seq., I did canvass the results of the votes cast in the Statewide Special Election held in said County on November 4, 2025, for the measure that was submitted to the vote of the voters, and that the Statement of Votes Cast, to which this certificate is attached is full, true, and correct.

I hereby set my hand and official seal this 2nd day of December, 2025, at the County of San Diego

County Clerk/Registrar of Voters
County of San Diego
State of California

County of San Diego
Special Election
November 4, 2025
Official Results

	Registered Voters	Turnout
Total Registration and Turnout	2,023,379	1,056,873
Mail		985,008
Vote Centers		71,865

PROP 50 - CONGRESSIONAL REDISTRICTING - Majority-Required to pass

(1754 of 1754 precincts reported)

YES	646,358	61.20%
NO	409,781	38.80%
Total	**1,056,139**	

CITY OF POWAY MEMBER, CITY COUNCIL DISTRICT NO. 2 - RECALL ELECTION

(8 of 8 precincts reported)

YES	5,017	80.39%
NO	1,224	19.61%
Total	**6,241**	

Data Refreshed: Tuesday, December 2, 2025 1:01 PM