



# County of San Diego

CLERK OF COUNTY COUNSEL  
2025 MAR 10 10:25

**CLAUDIA G. SILVA**  
COUNTY COUNSEL

OFFICE OF COUNTY COUNSEL  
1600 PACIFIC HIGHWAY, ROOM 355, SAN DIEGO, CA 92101  
(619) 531-4860 Fax (619) 531-6005

March 5, 2025

To: Supervisor Terra Lawson-Remer, Vice Chair  
Supervisor Joel Anderson  
Supervisor Monica Montgomery Steppe  
Supervisor Jim Desmond

From: Claudia G. Silva  
County Counsel

**AN ORDINANCE AMENDING SECTIONS 340, 340.9, AND 340.15 OF THE SAN DIEGO COUNTY CODE OF ADMINISTRATIVE ORDINANCES PERTAINING TO THE DUTIES AND JURISDICTION OF THE CITIZENS LAW ENFORCEMENT REVIEW BOARD**

Background:

On December 10, 2024 (35), the San Diego Board of Supervisors (Board) voted to expand the jurisdiction of the Citizens Law Enforcement Review Board (CLERB), to include, for in-custody deaths only, the ability to investigate any employee or contractor working under the direction of the Sheriff or Probation, including contracted health care providers. Additionally, the Board also implemented a reporting requirement as an accountability mechanism to ensure CLERB completes investigations within one year of when it discovers allegations of misconduct, consistent with state law, and requires CLERB to prioritize investigations of incidents involving death (including deaths classified as "natural" over all other investigations. In certain narrow circumstances, CLERB will have the authority to reopen closed investigation, where the requirements of California Government Code, section 23304(g) are met.

Board Recommendations:

Recommendations 1 and 6, put forth by Supervisor Montgomery Steppe, and adopted by the Board, directed County Counsel to draft an amended ordinance (and provide a draft ordinance within 60 days) making the following changes to the San Diego County Administrative Code §§ 340-340.15 relating to the Citizens Law Enforcement Review Board ("CLERB"):

- a. In the event of the death of any individual which occurs while the individual was in the custody of the Sheriff's Office ("the Sheriff") or the Probation Department

AN ORDINANCE AMENDING SECTIONS 340, 340.9, AND 340.15 OF THE SAN DIEGO COUNTY CODE OF ADMINISTRATIVE ORDINANCES PERTAINING TO THE DUTIES AND JURISDICTION OF THE CITIZENS LAW ENFORCEMENT REVIEW BOARD  
March 5, 2025

(“Probation”), or occurs within six months of that individual’s release from custody pursuant to “compassionate release” (see Cal. Gov’t Code §§ 26605.5, 26605.6), CLERB shall have the jurisdiction to investigate **any** peace officer, custodial officer, employee, or contractor-including any contracted health care provider-working under the direction of the Sheriff or Probation. As part of any investigation of a health care provider, CLERB shall consider whether the health care provider’s function in the detention facility was adequately staffed at the time the incident under investigation took place.

- b. Consistent with the one-year investigatory time limit set by California Government Code § 3304(d) (the Police Officer’s Bill of Right, or “POBR”), it shall be the policy of CLERB to complete all investigations of alleged misconduct **within one year of the date on which CLERB discovers the alleged misconduct**. If CLERB fails to complete an investigation within one year or anticipates that it will fail to complete the investigation within one year, the Executive Officer of CLERB shall report to the Board of Supervisors within thirty days after the one-year limit has run on: (i) whether the one-year time limit prescribed by California Government Code § 3304(d) governing investigations of sworn officers applies; (ii) if the one-year limit applies, whether any tolling provision listed under California Government Code § 3304(d)(2) applies; and, (iii) if no tolling provision listed under California Government Code § 3304(d)(2) applies, a succinct explanation of any reasons why the investigation could not be completed within one year. Under no circumstance will CLERB dismiss an investigation or complaint involving a death due to inability to complete the investigation within the time limit prescribed by POBR.
- c. CLERB shall prioritize investigations of incidents involving death over all other investigations. CLERB shall promulgate its own regulation on the prioritization of other types of investigations.
- d. Pursuant to San Diego County Administrative Code § 340.9(b)(1), CLERB shall investigate all in-custody deaths, including those classified as “natural.”
- e. CLERB shall have jurisdiction to reopen a case if the requirements of California Government Code section 3304(g) are met, if applicable.

Draft Ordinance:

Consistent with the direction of the Board on December 10, 2024, County Counsel has, working with CLERB officials, drafted an ordinance amending sections 340, 340.9, and 340.15 of the San

AN ORDINANCE AMENDING SECTIONS 340, 340.9, AND 340.15 OF THE SAN DIEGO COUNTY CODE OF ADMINISTRATIVE ORDINANCES PERTAINING TO THE DUTIES AND JURISDICTION OF THE CITIZENS LAW ENFORCEMENT REVIEW BOARD  
March 5, 2025

Diego County Code of Administrative Ordinances pertaining to the duties and jurisdiction of CLERB.

Attached as **Exhibit A** is an informational copy of the amended ordinance, detailing the changes made. Attached as **Exhibit B** is a clean copy of the amended ordinance. After completion of the meet-and-confer process, staff will return to the Board with a final proposed amended ordinance. Should you have any questions related to this update, please contact Claudia Silva at [Claudia.Silva@sdcounty.ca.gov](mailto:Claudia.Silva@sdcounty.ca.gov).

Respectfully,

*Claudia G. Silva*

CLAUDIA G. SILVA  
County Counsel

By  
Heidi A. Skinner  
Assistant County Counsel

has:has

enc: Exhibit A – CLERB Ordinance to Expand Jurisdiction – Informational Copy  
Exhibit B – CLERB Ordinance to Expand Jurisdiction – Clean Copy

**EXHIBIT A**



**DRAFT\_INFORMATION COPY**

**ORDINANCE NO. (N.S.)**

**AN ORDINANCE AMENDING SECTIONS 340, 340.9, AND 340.15 OF THE SAN DIEGO COUNTY CODE OF ADMINISTRATIVE ORDINANCES PERTAINING TO THE DUTIES AND JURISDICTION OF THE CITIZENS LAW ENFORCEMENT REVIEW BOARD**

The Board of Supervisors of the County of San Diego ordains as follows:

Section 1. The Board of Supervisors finds and determines that the purpose of this ordinance is to amend parts of Article XVIII the San Diego Code of Administrative Ordinances related to the Citizen’s Law Enforcement Review Board to expand its jurisdiction related to in-custody death investigations and increase its effectiveness as a law enforcement oversight board as instructed by the Board of Supervisors on December 10, 2024 (35).

Section 2. Section 340 of the San Diego County Code of Administrative Ordinances, hereby amended as follows:

**SEC. 340. PURPOSE AND INTENT.**

It is the purpose and intent of the Board of Supervisors to establish a Citizens Law Enforcement Review Board of the County of San Diego to advise the Board of Supervisors, the Sheriff and the Chief Probation Officer on matters related to the handling of citizen complaints which charge peace officers and custodial officers employed by the County in the Sheriff’s ~~Department~~ Office or the Probation Department with misconduct arising out of the performance of their duties. The Citizens Law Enforcement Review Board is also established to receive and investigate specified citizen complaints and investigate deaths arising out of or in connection with activities of peace officers and custodial officers employed by the County in the Sheriff’s ~~Department~~ Office or the Probation Department. Additionally, when investigating the death of any individual which occurs while the individual was in custody of the Sheriff’s Office or the Probation Department, or occurs within six months of that individual’s release from custody pursuant to “compassionate release”, the Review Board shall have the authority to investigate any peace officer, custodial officer, employee or contractor working under the direction of the Sheriff or Probation, including contracted health care providers (“Contract Staff”). ~~In addition~~ Finally, the Citizens Law Enforcement Review Board is to make appropriate recommendations relating to matters within its jurisdiction, report its activities, and provide data in respect to the disposition of citizen complaints received by the Citizens Law Enforcement Review Board. It is the purpose and intent of the Board of Supervisors in constituting the Citizens Law Enforcement Review Board that the Review

Board will be advisory only and shall not have any authority to manage or operate the Sheriff's ~~Department~~Office or the Probation Department or direct the activities of any County officers ~~or employees, or Contract Staff in the Sheriff's Department or the Probation Department.~~ The Review Board shall not decide policies or impose discipline against officers, ~~or employees or Contract Staff.~~ ~~of the County in the Sheriff's Department or the Probation Department.~~

Section 3. Section 340.9 of the San Diego County Code of Administrative Ordinances is hereby amended to read as follows:

### **SEC. 340.9. DUTIES AND RESPONSIBILITIES.**

The Review Board shall have the authority to:

(a) Receive, review and investigate citizen complaints filed against peace officers or custodial officers employed by the County in the Sheriff's ~~Department~~ Office or the Probation Department which allege: (A) use of excessive force; (B) discrimination or sexual harassment in respect to members of the public; (C) the improper discharge of firearms; (D) illegal search or seizure; (E) false arrest; (F) false reporting; (G) criminal conduct; ~~or~~ (H) misconduct; or (I) deaths of any individual which occurs while the individual was in-custody or within six months of compassionate release. The Review Board shall have jurisdiction in respect to all citizen complaints arising out of incidents occurring on or after November 7, 1990.; ~~provided, however, that the Review Board shall not have jurisdiction to take any action in respect to complaints received more than one year after the date of the incident giving rise to the complaint, except that if the person filing the complaint was incarcerated or physically or mentally incapacitated from filing a complaint following the incident giving rise to the complaint, the time duration of such incarceration or physical or mental incapacity shall not be counted in determining whether the one-year period for filing the complaint has expired.~~ All action complaints shall be in writing and the truth thereof shall be attested under penalty of perjury.

(1) "Citizen complaints" shall include complaints received from any person whatsoever without regard to age, citizenship, residence, criminal record, incarceration, or any other characteristic of the complainant.

(2) "Misconduct" is defined to mean and include any alleged improper or illegal acts, omissions or decisions directly affecting the person or property of a specific citizen by reason of:

(~~1~~A) An alleged violation of any general, standing or special orders or guidelines of the Sheriff's ~~Department~~ Office or the Probation Department; or

(~~2~~B) An alleged violation of any state or federal law; or

~~(3C)~~ Any act otherwise evidencing improper or unbecoming conduct by a peace officer, employee, or custodial officer, employed by the Sheriff's ~~Department-Office~~ or the Probation Department, including Contract Staff; or

(D) For purposes of health care providers, a deviation from standard of care, error, or omission related to any health service provided.

(3) In the event of any investigation pursuant to subdivision (a)(I) above, related to the death of an individual which occurs while the individual was in the custody of the Sheriff Office or Probation Department, or occurs within six-months of that individual's release pursuant to "compassionate release" (see Cal. Gov't Code §§ 26605.5, 26605.6), the Review Board shall have the jurisdiction to investigate any peace officer, custodial officer, employee or contractor, including any contracted health care provider, working under the direction of the Sheriff or Probation.

(A) As part of any investigation of a health care provider, the Review Board shall consider whether the health care provider's function in the detention facility was adequately staffed at the time the incident under investigation took place.

(4) The Review Board shall have no authority pursuant to this subdivision to take action in regard to incidents for which no citizen complaint has been filed with the Review Board.

(b) Investigate the following incidents regardless of whether a citizen complaint regarding such incident has been filed:

~~(1) The death of any individual arising out of or in connection with actions of peace officers or custodial officers employed by the County in the Sheriff's Department Office or the Probation Department. The Review Board must investigate all in-custody deaths, including those classified as "natural," and shall prioritize investigations involving death over all other investigations. In the event of the death of any individual which occurs while the individual was in the custody of the Sheriff's Office or Probation Department or occurs within six months of that individual's release from custody pursuant to "compassionate release" (see Cal. Gov't Code 26605.5, 26605.6), the Review Board shall have the jurisdiction to investigate any peace officer, custodial officer, employee, or contractor working under the direction of the Sheriff or Probation, including any contracted health care provider. The Review Board shall have jurisdiction in respect to all deaths of individuals coming within the provisions of this subdivision occurring on or after November 7, 1990; provided, however, that the Review Board may not commence review or investigation of any death of an individual coming within the provisions of this subdivision more than one year after the date of the death, unless the~~

~~review and investigation is commenced in response to a complaint filed within the time limits set forth in subdivision (a) of this section.~~

(A) As part of any investigation of a health care provider, the Review Board shall consider whether the health care provider's function in the detention facility was adequately staffed at the time the incident under investigation took place.

(2) Incidents involving the discharge of a firearm by peace officers or custodial officers employed by the County Sheriff's ~~Department~~ Office or the Probation Department.

(3) The use of force by peace officers or custodial officers employed by the County Sheriff's ~~Department~~ Office or the Probation Department resulting in great bodily injury.

(4) The use of force by peace officers or custodial officers employed by the County Sheriff's ~~Department~~ Office or the Probation Department at protests or other events protected by the First Amendment.

(c) Prepare reports, including at least the Sheriff or the Probation Officer as recipients, on the results of any investigations conducted by the Review Board in respect to the activities of peace officers, ~~or~~ custodial officers, employees, or contractors working under the direction of Sheriff or Probation, including recommendations relating to the imposition of discipline, including the facts relied on in making such recommendations, and recommendations relating to any trends in regard to employees involved in citizen complaints. The Review Board is not established to determine criminal guilt or innocence.

(d) Prepare an annual report to the Board of Supervisors, the Chief Administrative Officer, the Sheriff and the Chief Probation Officer summarizing the activities and recommendations of the Review Board including the tracking and identification of trends in respect to all complaints received and investigated during the reporting period and present the annual report to the Board of Supervisors within 60 days of its adoption by the Review Board.

(e) Notify in writing any citizen having filed a complaint with the Review Board of the disposition of his or her complaint. The Chief Administrative Officer shall also receive appropriate notification of the disposition of citizen complaints. Such notifications shall be in writing and shall contain the following statement: "In accordance with Penal Code section 832.7, this notification shall not be conclusive or binding or admissible as evidence in any separate or subsequent action or proceeding brought before an arbitrator, court, or judge of California or the United States."

(f) Establish necessary rules and regulations for the conduct of its business, subject to approval of the Board of Supervisors.

(g) Review and make recommendations on policies and procedures of the Sheriff's ~~Department Office~~ and the Probation Departments to the Board of Supervisors, the Sheriff, and the Chief Probation Officers.

(h) Annually inspect County adult detention facilities and annually file a report of such visitations together with pertinent recommendations with the Board of Supervisors.

(i) Prioritize investigations of incidents involving death over all other investigations. The Review Board shall promulgate its own regulation on the prioritization of other types of investigations.

(j) Implement and comply with reporting requirements as an accountability mechanism to ensure that the Review Board completes all investigations within one year of when it discovers any act, omission or other allegation of misconduct consistent with state law, see Cal. Gov't Code § 3304, (the Police Officer's Bill of Rights, or "POBR.") Consistent with the one-year investigatory time limit set by California Government Code 3304(d) it shall be the policy of the Review Board to complete all investigations within one year of the date on which the Review Board discovers the alleged act, omission or other misconduct. If the Review Board fails to complete an investigation within one year or anticipates that it will fail to complete the investigation within one year, the Executive Officer of the Review Board shall report to the Board of Supervisors within thirty days after the one-year limit has run on: (i) whether the one-year time limit prescribed by California Government Code 3304(d) governing investigations of sworn officers applies; (ii) if the one-year limit applies, whether any tolling provision listed under California Government Code 3304(d)(2) applies; and, (iii) if no tolling provision listed under California Government Code 3304(d)(2) applies, a succinct explanation of any reasons why the investigation could not be completed within one year. Under no circumstance will the Review Board dismiss an investigation or complaint involving a death due to inability to complete the investigation within the time limit prescribed by POBR. The Review Board shall have jurisdiction to reopen a case if the requirements of California Government Code section 3304(g) are met, if applicable.

(k) Reopen a closed case, in narrow circumstances, if the requirements of section 3304(g) of the California Government Code are satisfied.

Section 4. Section 340.15 of the San Diego County Code of Administrative Ordinances is hereby amended to read as follows:

SEC. 340.15. COOPERATION AND COORDINATION.

In the discharge of its duties, the Review Board shall receive complete and prompt cooperation from all officers, ~~and~~ employees, and Contract Staff of the County. The Review Board and other public officers, including the Sheriff, the District Attorney, and the Grand Jury, shall coordinate their activities so that the other public officers and the Review Board can fully and properly perform their respective duties.

Section 6. This ordinance shall take effect and be in force thirty days after its passage, and before the expiration of fifteen (15) days after its passage, a summary hereof shall be published once with names of the members of this Board voting for and against it in a publication of general circulation in the County of San Diego.

APPROVED AS TO FORM AND LEGALITY  
Claudia G. Silva, County Counsel  
BY: Jill Kovaly, Senior Deputy County Counsel

**EXHIBIT B**

**ORDINANCE NO. (N.S.)**

**AN ORDINANCE AMENDING SECTIONS 340, 340.9, AND 340.15 OF THE SAN DIEGO COUNTY CODE OF ADMINISTRATIVE ORDINANCES PERTAINING TO THE DUTIES AND JURISDICTION OF THE CITIZENS LAW ENFORCEMENT REVIEW BOARD**

The Board of Supervisors of the County of San Diego ordains as follows:

Section 1. The Board of Supervisors finds and determines that the purpose of this ordinance is to amend parts of Article XVIII the San Diego Code of Administrative Ordinances related to the Citizen’s Law Enforcement Review Board to expand its jurisdiction related to in-custody death investigations and increase its effectiveness as a law enforcement oversight board as instructed by the Board of Supervisors on December 10, 2024 (35).

Section 2. Section 340 of the San Diego County Code of Administrative Ordinances, hereby amended as follows:

**SEC. 340. PURPOSE AND INTENT.**

It is the purpose and intent of the Board of Supervisors to establish a Citizens Law Enforcement Review Board of the County of San Diego to advise the Board of Supervisors, the Sheriff and the Chief Probation Officer on matters related to the handling of citizen complaints which charge peace officers and custodial officers employed by the County in the Sheriff’s Office or the Probation Department with misconduct arising out of the performance of their duties. The Citizens Law Enforcement Review Board is also established to receive and investigate specified citizen complaints and investigate deaths arising out of or in connection with activities of peace officers and custodial officers employed by the County in the Sheriff’s Office or the Probation Department. Additionally, when investigating the death of any individual which occurs while the individual was in custody of the Sheriff’s Office or the Probation Department, or occurs within six months of that individual’s release from custody pursuant to “compassionate release”, the Review Board shall have the authority to investigate any peace officer, custodial officer, employee or contractor working under the direction of the Sheriff or Probation, including contracted health care providers (“Contract Staff”). Finally, the Citizens Law Enforcement Review Board is to make appropriate recommendations relating to matters within its jurisdiction, report its activities, and provide data in respect to the disposition of citizen complaints received by the Citizens Law Enforcement Review Board. It is the purpose and intent of the Board of Supervisors in constituting the Citizens Law Enforcement Review Board that the Review Board will



be advisory only and shall not have any authority to manage or operate the Sheriff's Office or the Probation Department or direct the activities of any County officers or employees, or Contract Staff. The Review Board shall not decide policies or impose discipline against officers, employees or Contract Staff.

Section 3. Section 340.9 of the San Diego County Code of Administrative Ordinances is hereby amended to read as follows:

**SEC. 340.9. DUTIES AND RESPONSIBILITIES.**

The Review Board shall have the authority to:

(a) Receive, review and investigate citizen complaints filed against peace officers or custodial officers employed by the County in the Sheriff's Office or the Probation Department which allege: (A) use of excessive force; (B) discrimination or sexual harassment in respect to members of the public; (C) the improper discharge of firearms; (D) illegal search or seizure; (E) false arrest; (F) false reporting; (G) criminal conduct; (H) misconduct; or (I) deaths of any individual which occurs while the individual was in custody or within six months of compassionate release. The Review Board shall have jurisdiction in respect to all citizen complaints arising out of incidents occurring on or after November 7, 1990.

(1) "Citizen complaints" shall include complaints received from any person whatsoever without regard to age, citizenship, residence, criminal record, incarceration, or any other characteristic of the complainant.

(2) "Misconduct" is defined to mean and include any alleged improper or illegal acts, omissions or decisions directly affecting the person or property of a specific citizen by reason of:

(A) An alleged violation of any general, standing or special orders or guidelines of the Sheriff's Office or the Probation Department; or

(B) An alleged violation of any state or federal law; or

(C) Any act otherwise evidencing improper or unbecoming conduct by a peace officer, employee, or custodial officer, employed by the Sheriff's Office or the Probation Department, including Contract Staff; or

(D) For purposes of health care providers, a deviation from standard of care, error, or omission related to any health service provided.

(3) In the event of any investigation pursuant to subdivision (a)(I) above, related to the death of an individual which occurs while the individual was in the custody of the Sheriff Office or Probation Department, or occurs within six-months of that individual's release pursuant to "compassionate release" (See Cal. Gov't Code §§ 26605.5, 26605.6), the Review Board shall have the jurisdiction to investigate any peace officer, custodial officer, employee or contractor, including any contracted health care provider, working under the direction of the Sheriff or Probation.

(A) As part of any investigation of a health care provider, the Review Board shall consider whether the health care provider's function in the detention facility was adequately staffed at the time the incident under investigation took place.

(4) The Review Board shall have no authority pursuant to this subdivision to take action in regard to incidents for which no citizen complaint has been filed with the Review Board.

(b) Investigate the following incidents regardless of whether a citizen complaint regarding such incident has been filed:

(1) The Review Board must investigate all in-custody deaths, including those classified as "natural," and shall prioritize investigations involving death over all other investigations. In the event of the death of any individual which occurs while the individual was in the custody of the Sheriff's Office or Probation Department or occurs within six months of that individual's release from custody pursuant to "compassionate release" (see Cal. Gov't Code 26605.5, 26605.6), the Review Board shall have the jurisdiction to investigate any peace officer, custodial officer, employee, or contractor working under the direction of the Sheriff or Probation, including any contracted health care provider. The Review Board shall have jurisdiction in respect to all deaths of individuals coming within the provisions of this subdivision occurring on or after November 7, 1990.

(A) As part of any investigation of a health care provider, the Review Board shall consider whether the health care provider's function in the detention facility was adequately staffed at the time the incident under investigation took place.

(2) Incidents involving the discharge of a firearm by peace officers or custodial officers employed by the County Sheriff's Office or the Probation Department.

(3) The use of force by peace officers or custodial officers employed by the County Sheriff's Office or the Probation Department resulting in great bodily injury.

(4) The use of force by peace officers or custodial officers employed by the County Sheriff's Office or the Probation Department at protests or other events protected by the First Amendment.

(c) Prepare reports, including at least the Sheriff or the Probation Officer as recipients, on the results of any investigations conducted by the Review Board in respect to the activities of peace officers, custodial officers, employees, or contractors working under the direction of Sheriff or Probation, including recommendations relating to the imposition of discipline, including the facts relied on in making such recommendations, and recommendations relating to any trends in regard to employees involved in citizen complaints. The Review Board is not established to determine criminal guilt or innocence.

(d) Prepare an annual report to the Board of Supervisors, the Chief Administrative Officer, the Sheriff and the Chief Probation Officer summarizing the activities and recommendations of the Review Board including the tracking and identification of trends in respect to all complaints received and investigated during the reporting period and present the annual report to the Board of Supervisors within 60 days of its adoption by the Review Board.

(e) Notify in writing any citizen having filed a complaint with the Review Board of the disposition of his or her complaint. The Chief Administrative Officer shall also receive appropriate notification of the disposition of citizen complaints. Such notifications shall be in writing and shall contain the following statement: "In accordance with Penal Code section 832.7, this notification shall not be conclusive or binding or admissible as evidence in any separate or subsequent action or proceeding brought before an arbitrator, court, or judge of California or the United States."

(f) Establish necessary rules and regulations for the conduct of its business, subject to approval of the Board of Supervisors.

(g) Review and make recommendations on policies and procedures of the Sheriff's Office and the Probation Departments to the Board of Supervisors, the Sheriff, and the Chief Probation Officers.

(h) Annually inspect County adult detention facilities and annually file a report of such visitations together with pertinent recommendations with the Board of Supervisors.

(i) Prioritize investigations of incidents involving death over all other investigations. The Review Board shall promulgate its own regulation on the prioritization of other types of investigations.

(j) Implement and comply with reporting requirements as an accountability mechanism to ensure that the Review Board completes all investigations within one year of when it discovers any act, omission or other allegation of misconduct consistent with state law, *see* Cal. Gov't Code § 3304, (the Police Officer's Bill of Rights, or "POBR.") Consistent

with the one-year investigatory time limit set by California Government Code 3304(d) it shall be the policy of the Review Board to complete all investigations within one year of the date on which the Review Board discovers the alleged act, omission or other misconduct. If the Review Board fails to complete an investigation within one year or anticipates that it will fail to complete the investigation within one year, the Executive Officer of the Review Board shall report to the Board of Supervisors within thirty days after the one-year limit has run on: (i) whether the one-year time limit prescribed by California Government Code 3304(d) governing investigations of sworn officers applies; (ii) if the one-year limit applies, whether any tolling provision listed under California Government Code 3304(d)(2) applies; and, (iii) if no tolling provision listed under California Government Code 3304(d)(2) applies, a succinct explanation of any reasons why the investigation could not be completed within one year. Under no circumstance will the Review Board dismiss an investigation or complaint involving a death due to inability to complete the investigation within the time limit prescribed by POBR. The Review Board shall have jurisdiction to reopen a case if the requirements of California Government Code section 3304(g) are met, if applicable.

(k) Reopen a closed case, in narrow circumstances, if the requirements of section 3304(g) of the California Government Code are satisfied.

Section 4. Section 340.15 of the San Diego County Code of Administrative Ordinances is hereby amended to read as follows:

**SEC. 340.15. COOPERATION AND COORDINATION.**

In the discharge of its duties, the Review Board shall receive complete and prompt cooperation from all officers, employees, and Contract Staff of the County. The Review Board and other public officers, including the Sheriff, the District Attorney, and the Grand Jury, shall coordinate their activities so that the other public officers and the Review Board can fully and properly perform their respective duties.

Section 6. This ordinance shall take effect and be in force thirty days after its passage, and before the expiration of fifteen (15) days after its passage, a summary hereof shall be published once with names of the members of this Board voting for and against it in a publication of general circulation in the County of San Diego.

**APPROVED AS TO FORM AND LEGALITY**  
Claudia G. Silva, County Counsel

BY: Jill Kovaly, Senior Deputy County Counsel



COSD CLERK OF THE BOARD  
2025 MAR 24 PM 12:30

UNIT	FILE NUMBER	RECORD (Description)	SHORT DESCRIPTION (Period Covered)	ACCOUNT/ CONTAINER NAME	GCM/ BARCODE #
Appeals Services	OPERATIONAL-2000 233	AAB APPLICATIONS 16-01201 THRU 16-01450	July 2016 - Nov 2016	017126	17366534




# CERTIFICATE OF DESTRUCTION & RECYCLING

This Certificate is presented to: **COSD-CLERK OF THE BOARD**

Per the express request of Client, Corodata has received the Material referred to below and has/will destroy and then recycle said Material in accordance with its standard procedures. As the parties have agreed, Corodata will not inventory, record or track any information contained within or related to the Material.

Account #(s)	017126
AUD #(s)	8450
Destroy Month /Year	September 2024
Work Order #(s)	01413052
Quantity/Item	1



*\* Nothing in this certificate shall be deemed to modify the terms of the parties' Service Agreement(s) or Workorder(s).*





COSD CLERK OF THE BOARD  
2025 MAR 24 PM 12:29


UNIT	FILE NUMBER	RECORD (Description)	SHORT DESCRIPTION (Period Covered)	ACCOUNT/ CONTAINER NAME	BOX/ BARCODE #
Board Operations	Operational-3100-167	BOS Official Records 6-18-14	6/18/2014	17125	17393404
Board Operations	Operational-3100-167	BOS Official Records 6-18-14	6/18/2014	17125	17393434
Board Operations	Operational-3100-167	BOS Official Records 6-9-14 to 6-18-14 (Box 1 of 3)	6/9/14 thru 6/18/14	17125	17393419
Board Operations	Operational-3100-167	BOS Official Records 6-9-14 to 6-18-14 (Box 2 of 3)	6/9/14 thru 6/18/14	17125	17393418
Board Operations	Operational-3100-167	BOS Official Records 6-9-14 to 6-18-14, 6-17-14 (Box 3 of 3)	6/9/14 thru 6/18/14	17125	17393412

# CERTIFICATE OF DESTRUCTION & RECYCLING

This Certificate is presented to: **COSD-CLERK OF THE BOARD**

Per the express request of Client, Corodata has received the Material referred to below and has/will destroy and then recycle said Material in accordance with its standard procedures. As the parties have agreed, Corodata will not inventory, record or track any information contained within or related to the Material.

Account #(s)	017125
AUD #(s)	8451
Destroy Month /Year	September 2024
Work Order #(s)	01413058
Quantity/Item	5



---

*\* Nothing in this certificate shall be deemed to modify the terms of the parties' Service Agreement(s) or Workorder(s).*





## County of San Diego Application for Destruction of Records

**To: Auditor and Controller  
Office of Audits & Advisory Services (OAAS)  
Mail Stop O-305**

Control No.: 8562  
(for A&C/OAAS use only)

The undersigned, according to the law(s) cited below, is making application for an order to destroy the following records. Approval of this application relieves this department from further responsibility for these records.

Record's File Number (Must match the retention schedule)	Audit/Legal Hold? (Yes or No)	Media Type: (Paper/Optical (CD)/ Microfilm Tape/Disk (floppy), etc.)	Period Covered (Actual Date of Record)		Box Number/ CD Number/ Microfilm Reel Number
			From	To	
Operational-3100-167	No	Paper	4/21/2020	6/23/2020 <span style="font-size: 1.2em;">2</span>	17691576; 17691577; 17691578; 17691579
Operational-3100-167	No	Paper	6/23/2020	8/25/2020	17691580; 17691581; 17691582; 17691584
Operational-3100-167	No	Paper	9/9/2020	10/14/2020	17691585; 17691586; 17691587; 17691588
Operational-3100-167	No	Paper	10/27/2020	11/18/2020	17691589; 17691590; 17691591; 17691592
Operational-3100-167	No	Paper	11/25/2020	12/9/2020	17691593; 17691594; 17691595; 17691596
Operational-3100-167	No	Paper	12/18/2020	2/10/2021	17691597; 17691598; 17691599; 17691600 <span style="font-size: 0.8em;">+</span>
Operational-3100-167	No	Paper	2/23/2021	3/17/2021	18053716; 18053717; 18053718; 18053719 <span style="font-size: 0.8em;">+</span>
Operational-3100-167	No	Paper	3/17/2021	5/4/2021 <span style="font-size: 1.2em;">2</span>	18053720; 18053721; 18053722; 18053723 <span style="font-size: 0.8em;">+</span>

Total Cubic Feet (total of boxes) 32 (Attachment Acceptable)  Off-Site (Account #):   
 On-Site (Account/Location): COB

- This application is to destroy paper records
- This application includes a request for the destruction of paper records which have been digitized (via imaging). I hereby attest that I have proof of the following:
  - 1) The system in which the electronic images are being stored has been certified as a "Trusted System".
  - 2) A Quality Assurance process has been followed which authenticates that the electronic image is a true and correct image of the original document.
- This application for the destruction of electronic records. These records are stored at  (name of computer application or system of record)

State of California )  
County of San Diego ) ss.

I, ANN MOORE, for CLERK OF THE BOARD OF SUPERVISORS  
Department Head or Authorized Representative Department & Unit

of the County of San Diego, declare under penalty of perjury that I have read the above application and can attest to its accuracy.

Please send processed department copy to:  
KATHERINE ILAGAN Mail Stop: A-45

Title: ASSISTANT CLERK OF THE BOARD  
 Signature: Ann Moore Digitally signed by Ann Moore  
Date: 2024.08.16 17:12:54 -07'00'  
(Department Head or Authorized Representative)

(For P&C Records Services use only)

Received by P&C/Records Services:   
 Forwarded to Iron Mountain/Dept. for Destruction:   
 Disposition in DRM:

We do not anticipate any further need for the above records for audit purposes.

RECEIVED

Tracy Drager AUG 21 2024  
Auditor and Controller

OFFICE OF AUDITS & ADVISORY SERVICES

By: [Signature] 11/14/24  
OAAS, Chief of Audits

RECEIVED

NOV 13 2024

OFFICE OF AUDITS & ADVISORY SERVICES

**ON SITE DESTRUCTION CONFIRMATION FORM**

PLEASE RETURN TO RECORDS\_SERVICES@SDCOUNTY.CA.GOV

AUD # 8562


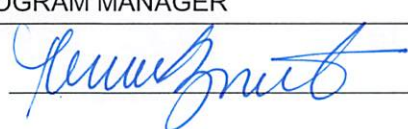
On 2/6/25, the following records were destroyed based on the identified retention policy:  
(Date of Destruction)

Attachment acceptable

Account Number or Media Type	Division ID	Box Number or Record Name	Retention Policy
PAPER	COB	N/A	OPERATIONAL-3100-167

**Total Number of Boxes/Records Destroyed:** 32

1. Are these items in Records Manager (FRMS)? Yes \_\_\_ No  Account # \_\_\_\_\_
2. Were these items ever stored Offsite (Corodata)? Yes \_\_\_ No 
  - a. If so, was a Permanent Withdrawal done? Yes \_\_\_ No \_\_\_
3. If you've answered yes to questions 1 and 2, please attach an excel worksheet of the Barcodes for each box or folder.

Name of Destroyer: <u>KATHERINE ILAGAN</u> <small>(Print Full Name)</small>		Dept: <u>COB</u>
Title: <u>ADMINISTRATIVE ANALYST II</u>		Date: <u>2/6/25</u>
Signature: <u></u>		
Name of Individual Confirming Destruction: <u>TERESA ZURITA</u> <small>(Print Full Name)</small>		
Title: <u>PROGRAM MANAGER</u>		Date: <u>2/6/25</u>
Signature: <u></u>		

COSD CLERK OF THE BOARD  
2025 MAR 10 PM 12:52





## County of San Diego Application for Destruction of Records

**To: Auditor and Controller**  
Office of Audits & Advisory Services (OAAS)  
Mail Stop O-305

Control No.: **8563**  
(for A&C/OAAS use only)

The undersigned, according to the law(s) cited below, is making application for an order to destroy the following records. Approval of this application relieves this department from further responsibility for these records.

Record's File Number (Must match the retention schedule)	Audit/Legal Hold? (Yes or No)	Media Type: (Paper/Optical (CD)/ Microfilm Tape/Disk (floppy), etc.)	Period Covered (Actual Date of Record)	Box Number/ CD Number/ Microfilm Reel Number
Operational-3100-167	No	Paper	From 5/4/2021	18053724; 18053725; 18053726; 18053727
			To 5/27/2021	
Operational-3100-167	No	Paper	From 6/8/2021	18053728; 18053729; 18053751; 18053752
			To 6/30/2021	
Operational-3100-167	No	Paper	From 7/13/2021	18053753; 18053754; 18053756; 18053758
			To 9/1/2021	
Operational-3100-167	No	Paper	From 9/14/2021	18053759; 18053760; 18053761; 18053763
			To 11/3/2021	
Operational-3100-167	No	Paper	From 11/10/2021	18053764; 18053766; 18053767; 17691583
			To 12/14/2021	
Operational-3100-167	No	Paper	From 8/4/2020	17691583
			To 8/5/2020	
Operational-3100-167	No	Paper	From	
			To	
Operational-3100-167	No	Paper	From	
			To	

Total Cubic Feet (total of boxes) 21 (Attachment Acceptable)

Off-Site (Account #):   
 On-Site (Account/Location): COB

- This application is to destroy paper records
- This application includes a request for the destruction of paper records which have been digitized (via imaging). I hereby attest that I have proof of the following:
  - 1) The system in which the electronic images are being stored has been certified as a "Trusted System".
  - 2) A Quality Assurance process has been followed which authenticates that the electronic image is a true and correct image of the original document
- This application for the destruction of electronic records. These records are stored at  (name of computer application or system of record)

State of California )  
County of San Diego ) ss.

I, ANN MOORE, for CLERK OF THE BOARD OF SUPERVISORS  
Department Head or Authorized Representative Department & Unit

of the County of San Diego, declare under penalty of perjury that I have read the above application and can attest to its accuracy.

Please send processed department copy to:

KATHERINE ILAGAN Mail Stop: A-45

Title: ASSISTANT CLERK OF THE BOARD

Signature: Ann Moore Digitally signed by Ann Moore  
Date: 2024.08.16 17:13:18 -07'00'  
(Department Head or Authorized Representative)

(For P&C Records Services use only)

Received by P&C/Records Services:

Forwarded to Iron Mountain/Dept. for Destruction:

Disposition in DRM:

We do not anticipate any further need for the above records for audit purposes.

RECEIVED

Tracy Drager  
Auditor and Controller AUG 21 2024

OFFICE OF AUDITS & ADVISORY SERVICES

By: 
 11/14/24  
OAAS, Chief of Audits

**ON SITE DESTRUCTION CONFIRMATION FORM**  
 PLEASE RETURN TO RECORDS\_SERVICES@SDCOUNTY.CA.GOV

AUD # 8563



On 2/20/25, the following records were destroyed based on the identified retention policy:  
 (Date of Destruction)

Attachment acceptable

Account Number or Media Type	Division ID	Box Number or Record Name	Retention Policy
PAPER	COB	N/A	OPERATIONAL-3100-167

**Total Number of Boxes/Records Destroyed:** 21

1. Are these items in Records Manager (FRMS)? Yes \_\_\_ No  Account # \_\_\_\_\_
2. Were these items ever stored Offsite (Corodata)? Yes \_\_\_ No 
  - a. If so, was a Permanent Withdrawal done? Yes \_\_\_ No \_\_\_
3. If you've answered yes to questions 1 and 2, please attach an excel worksheet of the Barcodes for each box or folder.

Name of Destroyer: <u>KATHERINE ILAGAN</u> (Print Full Name)	Dept: <u>COB</u>
Title: <u>ADMINISTRATIVE ANALYST II</u>	Date: <u>2/20/25</u>
Signature: 	
Name of Individual Confirming Destruction: <u>TERESA ZURITA</u> (Print Full Name)	
Title: <u>PROGRAM MANAGER</u>	Date: <u>2/20/25</u>
Signature: 	

COSD CLERK OF THE BOARD  
2025 MAR 10 PM 12:52

*[Handwritten signature]*

UNIT	FILE NUMBER	RECORD (Description)	SHORT DESCRIPTION (Period Covered)	ACCOUNT/CONTAINER NAME	BOX/BARCODE #
Board Operations	Operational-3100-167	BOS Official Records 4/21/2020 MO#1-23; APCD MO1; FLOOD MO1; IHSS MO1; REDEVELOPMENT MO1; SANITATION MO1	4/21/2020	N/A	17691576
Board Operations	Operational-3100-167	BOS Official Records 5/19/2020 MO25-31; BOS Official records 5/20/2020 MO1-4, SANITATION MO1; BOS Official Records 6/2/2020 MO1-19	5/19/2020 thru 6/2/2020	N/A	17691577
Board Operations	Operational-3100-167	BOS Official Records 6/2/2020 MO20-25, APCD MO1; BOS Official Records 6/3/2020 MO1-4	6/2/2020 thru 6/3/2020	N/A	17691578
Board Operations	Operational-3100-167	BOS Official Records 6/23/2020 MO1-28	6/23/2020	N/A	17691579
Board Operations	Operational-3100-167	BOS Official Records 6/23/2020 MO29-30, APCD MO1, IHSS MO1; BOS Official Records 6/24/2020 MO1-10	6/23/2020 thru 6/24/2020	N/A	17691580
Board Operations	Operational-3100-167	BOS Official Records 6/24/2020 MO11-13, APCD MO1, HOUSING AUTHORITY MO1; BOS Official Records 7/7/2020 MO1-24, IHSS MO1-2, SANITATION MO1-2	6/24/2020 thru 7/7/2020	N/A	17691581
Board Operations	Operational-3100-167	BOS Official Records 7/8/2020 MO1-13, APCD MO1-4, FLOOD CONTROL MO1, SANITATION MO1-3; BOS Official Records 8/4/2020 MO1-18	7/8/2020 thru 8/4/2020	N/A	17691582
Board Operations	Operational-3100-167	BOS Official Records 8/25/2020 MO1; BOS Official Records 8/12/2020 MO1-3; BOS Official Records 8/25/2020 MO1-3	8/12/2020 thru 8/25/2020	N/A	17691584
Board Operations	Operational-3100-167	BOS Official Records 9/9/2020 MO1; BOS Official Records MO1-29	9/9/2020	N/A	17691585
Board Operations	Operational-3100-167	BOS Official Records 9/15/2020 MO29-36; BOS Official Records 9/16/2020 MO1-14	9/15/2020 thru 9/16/2020	N/A	17691586
Board Operations	Operational-3100-167	BOS Official Records 9/17/2020 MO1; BOS Official Records 9/21/2020 MO1; BOS Official Records 9/22/2020 MO1; BOS Official Records 9/29/2020 MO1-25, IHSS MO1	9/17/2020 thru 9/29/2020	N/A	17691587
Board Operations	Operational-3100-167	BOS Official Records 9/30/2020 MO1-5, APCD MO1, SANITATION MO1; BOS Official Records 10/13/2020 MO1-18; BOS Official Records 10/14/2020 MO1-5, APCD MO1	9/30/2020 thru 10/14/2020	N/A	17691588
Board Operations	Operational-3100-167	BOS Official Records 10/27/2020 MO1-31, APCD MO1; BOS Official Records 10/28/2020 MO 1-9	10/27/2020 thru 10/28/2020	N/A	17691589
Board Operations	Operational-3100-167	BOS Official Records 11/17/2020 MO1-40	11/17/2020	N/A	17691590
Board Operations	Operational-3100-167	BOS Official Records 11/18/2020 MO1-4	11/18/2020	N/A	17691591

Board Operations	Operational-3100-167	BOS Official Records 11/18/2020 MO4-16, APCD MO1	11/18/2020	N/A	17691592
Board Operations	Operational-3100-167	BOS Official Records 11/25/2020 MO1; BOS Official Records 12/8/2020 MO1-25	11/25/2020 thru 12/8/2020	N/A	17691593
Board Operations	Operational-3100-167	BOS Official Records 12/8/2020 MO26(CRs Part 1)	12/8/2020	N/A	17691594
Board Operations	Operational-3100-167	BOS Official Records 12/8/2020 MO26(CRs Part 2) - 33; BOS Official Records 12/9/2020 MO1	12/8/2020 thru 12/9/2020	N/A	17691595
Board Operations	Operational-3100-167	BOS Official Records 12/9/2020 MO2-18; APCD 12/9/2020 MO1	12/9/2020	N/A	17691596
Board Operations	Operational-3100-167	BOS Official Records 12/18/2020 MO1; BOS Official Records 1/5/2021 MO1-5; BOS Official Records 1/12/2021 MO1-22, REDEVELOPMENT MO1	12/18/2020 thru 1/12/2021	N/A	17691597
Board Operations	Operational-3100-167	BOS Official Records 1/13/2021 MO1-6; BOS Official Records 1/26/2021 MO1-17	1/13/2021 thru 1/26/2021	N/A	17691598
Board Operations	Operational-3100-167	BOS Official Records 1/26/2021 MO18-21; BOS Official Records 1/27/2021 MO1-8, APCD MO1; BOS Official Records 2/9/2021 MO1-16	1/26/2021 thru 2/9/2021	N/A	17691599
Board Operations	Operational-3100-167	BOS Official Records 2/10/2021 MO1-9, APCD MO1-5, SANITATION MO1	2/10/2021	N/A	17691600
Board Operations	Operational-3100-167	BOS Official Records 2/23/2021 MO1; BOS Official Records 3/2/2021 MO1-24		N/A	18053716
Board Operations	Operational-3100-167	BOS Official Records 3/2/2021 MO24; BOS Official Records 3/3/2021 MO1-14	3/2/2021 thru 3/3/2021	N/A	18053717
Board Operations	Operational-3100-167	BOS Official Records 3/16/2021 MO1-32	3/16/2021	N/A	18053718
Board Operations	Operational-3100-167	BOS Official Records 3/17/2021 MO1-2	3/17/2021	N/A	18053719
Board Operations	Operational-3100-167	BOS Official Records 3/17/2021 MO2-14	3/17/2021	N/A	18053720
Board Operations	Operational-3100-167	BOS Official Records 4/6/2021 MO1-30	4/6/2021	N/A	18053721
Board Operations	Operational-3100-167	BOS Official Records 4/6/2021 MO30,FLOOD MO1, IHSS MO1, FIRE MO1-2; BOS Official Records 4/7/2021 MO1-14, FLOOD MO1, HOUSING MO1, IHSS MO1; BOS Official Records 4/26/2021 MO1	4/6/2021 thru 4/26/2021	N/A	18053722
Board Operations	Operational-3100-167	BOS Official Records 5/4/2021 MO1-31	5/4/2021	N/A	18053723
Board Operations	Operational-3100-167	BOS Official Records 5/4/2021 MO32-36	5/4/2021	N/A	18053724
Board Operations	Operational-3100-167	BOS Official Records 5/5/2021 MO1-20, SANITATION MO1-2	5/5/2021	N/A	18053725
Board Operations	Operational-3100-167	BOS Official Records 5/18/2021 MO1-32, IHSS MO1	5/18/2021	N/A	18053726

Board Operations	Operational-3100-167	BOS Official Records 5/19/2021 MO1-10, SANITATION MO1; BOS Official Records 5/26/2021 - 5/27/2021 MO#s BOS1, FL1, IA1, SR1, FP1, SA1	5/19/2021 thru 5/27/2021	N/A	18053727
Board Operations	Operational-3100-167	BOS Official Records 6/8/2021 MO1-25	6/8/2021	N/A	18053728
Board Operations	Operational-3100-167	BOS Official Records 6/9/2021 MO1-13; BOS Official Records 6/14/2021 & 6/16/2021 MO1-2	6/9/2021 thru 6/16/2021	N/A	18053729
Board Operations	Operational-3100-167	BOS Official Records 6/29/2021 MO1-20, FLOOD MO1, IHSS MO1, REDEVELOPMENT MO1, FIRE MO1-4, SANITATION MO1	6/29/2021	N/A	18053751
Board Operations	Operational-3100-167	BOS Official Records 6/30/2021 MO1-15, FLOOD MO1-2, HOUSING MO1, FIRE MO1-2, SANITATION MO1	6/30/2021	N/A	18053752
Board Operations	Operational-3100-167	BOS Official Records 7/13/2021 MO1-38, FIRE MO1	7/13/2021	N/A	18053753
Board Operations	Operational-3100-167	BOS Official Records 7/14/2021 MO1-9, FLOOD MO1	7/14/2021	N/A	18053754
Board Operations	Operational-3100-167	BOS Official Records 8/18/2021 MO1-12	8/18/2021	N/A	18053756
Board Operations	Operational-3100-167	BOS Official Records 9/1/2021 MO1-8, HOUSING MO1	9/1/2021	N/A	18053758
Board Operations	Operational-3100-167	BOS Official Records 9/14/2021 MO1-15; BOS Official Records 9/15/2021 MO1-10, SANITATION MO1	9/14/2021 thru 9/15/2021	N/A	18053759
Board Operations	Operational-3100-167	BOS Official Records 10/5/2021 MO1-30, IHSS MO1; BOS Official Records 10/6/2021 MO1-9	10/5/2021 thru 10/6/2021	N/A	18053760
Board Operations	Operational-3100-167	BOS Official Records 10/19/2021 MO1-28; BOS Official Records 10/20/2021 MO1-11	10/19/2021 thru 10/20/2021	N/A	18053761
Board Operations	Operational-3100-167	BOS Official Records 11/3/2021 MO2-9	11/3/2021	N/A	18053763
Board Operations	Operational-3100-167	BOS Official Records 11/10/2021 MO1; BOS Official Records 11/16/2021 MO1-22; BOS Official Records 11/17/2021 MO1-8, SANITATION MO1	11/10/2021 thru 11/17/2021	N/A	18053764
Board Operations	Operational-3100-167	BOS Official Records 12/8/2021 MO1-6	12/8/2021	N/A	18053766
Board Operations	Operational-3100-167	BOS Official Records 12/8/2021 MO6-9; SANITATION MO1; BOS Official Records 12/14/2021 MO1	12/8/2021 thru 12/14/2021	N/A	18053767
Board Operations	Operational-3100-167	BOS Official Records 8/4/2020 MO19-25; BOS Official Records 8/5/2020 MO1-19, APCD MO1, SANITATION MO1-2	8/4/2020 thru 8/5/2020	N/A	17691583



## County of San Diego Application for Destruction of Records

**To: Auditor and Controller**  
Office of Audits & Advisory Services (OAAS)  
Mail Stop O-305

Control No.: **8703**  
(for A&C/OAAS use only)

The undersigned, according to the law(s) cited below, is making application for an order to destroy the following records. Approval of this application relieves this department from further responsibility for these records.

Record's File Number (Must match the retention schedule)	Audit/Legal Hold? (Yes or No)	Media Type: (Paper/Optical (CD)/ Microfilm Tape/Disk (floppy), etc.)	Period Covered (Actual Date of Record)	Box Number/ CD Number/ Microfilm Reel Number
Operational-3100-167	No	Paper/CD	From 10/21/2014	17393426; 17393402
			To 10/29/2014 <b>2</b>	
			From	
			To	
			From	
			To	
			From	
			To	
			From	
			To	
			From	
			To	
			From	
			To	

Total Cubic Feet (total of boxes)  (Attachment Acceptable)

Off-Site (Account #):

On-Site (Account/Location):

- This application is to destroy paper records
- This application includes a request for the destruction of paper records which have been digitized (via imaging). I hereby attest that I have proof of the following
  - 1) The system in which the electronic images are being stored has been certified as a "Trusted System".
  - 2) A Quality Assurance process has been followed which authenticates that the electronic image is a true and correct image of the original document.
- This application for the destruction of electronic records. These records are stored at  (name of computer application or system of record)

State of California )  
County of San Diego ) ss.

I,  , for   
Department Head or Authorized Representative , Department & Unit  
 of the County of San Diego, declare under penalty of perjury that I have read the above application and can attest to its accuracy.

Please send processed department copy to:  
 Mail Stop:

Title:

Signature:  Digitally signed by Ann Moore  
 Date: 2024.11.04 14:47:36 -08'00'  
(Department Head or Authorized Representative)

(For P&C Records Services use only)

Received by P&C/Records Services:

Forwarded to Iron Mountain/Dept. for Destruction:

Disposition in DRM:

We do not anticipate any further need for the above records for audit purposes.

**RECEIVED**

**NOV 13 2024**

**Tracy Drager**  
Auditor and Controller

OFFICE OF AUDITS & ADVISORY SERVICES

By:   
OAAS, Chief of Audits

UNIT	FILE NUMBER	RECORD (Description)	SHORT DESCRIPTION (Period Covered)	ACCOUNT/ CONTAINER NAME	BOX/ BARCODE #
Board Operations	Operational-3100-167	10/21/14 Reg BOS Mtg CD/DVD #1-22; FLD #1; 10/22/14 Reg BOS Mtg CD/DVD # 1-17	10/21/2014 thru 10/22/2014	17125	17393426
Board Operations	Operational-3100-167	10/28/14 Reg BOS Mtg/CD/DVD #1-20; AP #1; FLD #1; 10/29/14 Reg BOS Mtg CD/DVD #1-13; AP #1-2	10/28/2014 thru 10/29/2014	17125	17393402




# CERTIFICATE OF DESTRUCTION & RECYCLING

This Certificate is presented to: **COSD-CLERK OF THE BOARD**

Per the express request of Client, Corodata has received the Material referred to below and has/will destroy and then recycle said Material in accordance with its standard procedures. As the parties have agreed, Corodata will not inventory, record or track any information contained within or related to the Material.

Account #(s)	017125
AUD #(s)	8703
Destroy Month /Year	January 2025
Work Order #(s)	01424742
Quantity/Item	2



---

*\* Nothing in this certificate shall be deemed to modify the terms of the parties' Service Agreement(s) or Workorder(s).*





## County of San Diego Application for Destruction of Records

To: Auditor and Controller  
Office of Audits & Advisory Services (OAAS)  
Mail Stop O-305

Control No.: 8756  
(for A&C/OAAS use only)

The undersigned, according to the law(s) cited below, is making application for an order to destroy the following records. Approval of this application relieves this department from further responsibility for these records.

Record's File Number (Must match the retention schedule)	Audit/Legal Hold? (Yes or No)	Media Type: (Paper/Optical (CD)/ Microfilm Tape/Disk (floppy), etc.)	Period Covered (Actual Date of Record)	Box Number/ CD Number/ Microfilm Reel Number
OPERATIONAL-2000-233	No	Paper	From 9/18/2019 To 11/21/2019 <u>5</u>	18053743; 18053742, 18053741
OPERATIONAL-2000-233	No	Paper	From 11/21/2019 To 11/21/2019 <u>5</u>	18053740; 18053737; 18053736; 18053735
OPERATIONAL-2000-233	No	Paper	From 7/11/2019 To 12/5/2019 <u>5</u>	18053734; 18053733; 18053745
			From To	
			From To	
			From To	
			From To	
			From To	

Total Cubic Feet (total of boxes) 10 (Attachment Acceptable)

Off-Site (Account #): 017126  
 On-Site (Account/Location):

- This application is to destroy paper records
- This application includes a request for the destruction of paper records which have been digitized (via imaging). I hereby attest that I have proof of the following:  
1) The system in which the electronic images are being stored has been certified as a "Trusted System".  
2) A Quality Assurance process has been followed which authenticates that the electronic image is a true and correct image of the original document.
- This application for the destruction of electronic records. These records are stored at \_\_\_\_\_ (name of computer application or system of record)

State of California )  
County of San Diego ) ss.

I, ANN MOORE, for CLERK OF THE BOARD OF SUPERVISORS

Department Head or Authorized Representative Department & Unit  
of the County of San Diego, declare under penalty of perjury that I have read the above application and can attest to its accuracy.

Please send processed department copy to:

KATHERINE ILAGAN Mail Stop: A-45

Title: ASSISTANT CLERK OF THE BOARD

Signature: [Signature]  
(Department Head or Authorized Representative)

(For P&C Records Services use only)

Received by P&C/Records Services: \_\_\_\_\_

Forwarded to Iron Mountain/Dept. for Destruction: \_\_\_\_\_

Disposition in DRM: \_\_\_\_\_

We do not anticipate any further need for the above records for audit purposes.

**RECEIVED**

**Tracy Drager**  
Auditor and Controller **DEC 11 2024**

OFFICE OF AUDITS & ADVISORY SERVICES

By: [Signature] 12/12/24  
OAAS, Chief of Audits

COSD CLERK OF THE BOARD  
2025 MAR 24 PM 12:30


<b>UNIT</b>	<b>FILE NUMBER</b>	<b>RECORD (Description)</b>	<b>SHORT DESCRIPTION (Period Covered)</b>	<b>ACCOUNT/CONTAINER NAME</b>	<b>BOX/ BARCODE #</b>
Appeals Services	OPERATIONAL-2000-233	AAB Applications 1801901 to 1802250	9/18/19 thru 10/7/19	017126	18053743
Appeals Services	OPERATIONAL-2000-233	AAB Applications 1801501 to 1801900	9/26/19 thru 10/10/19	017126	18053742
Appeals Services	OPERATIONAL-2000-233	AAB Applications 1801185 to 1801500	9/26/19 thru 11/21/19	017126	18053741
Appeals Services	OPERATIONAL-2000-233	AAB Applications 1801178 to 1801184	11/21/19 thru 11/21/19	017126	18053740
Appeals Services	OPERATIONAL-2000-233	AAB Applications 1801095 to 1801101	11/21/19 thru 11/21/19	017126	18053737
Appeals Services	OPERATIONAL-2000-233	AAB Applications 1801088 to 1801094	11/21/19 thru 11/21/19	017126	18053736
Appeals Services	OPERATIONAL-2000-233	AAB Applications 1801082 to 1801087	11/21/19 thru 11/21/19	017126	18053735
Appeals Services	OPERATIONAL-2000-233	AAB Applications 1801076 to 1801081	11/21/19 thru 11/21/19	017126	18053734
Appeals Services	OPERATIONAL-2000-233	AAB Applications 1800902 to 1801075	7/11/19 thru 11/21/19	017126	18053733
Appeals Services	OPERATIONAL-2000-233	AAB Applications 1802401 to 1802700	10/3/19 thru 12/5/19	017126	18053745

# CERTIFICATE OF DESTRUCTION & RECYCLING

This Certificate is presented to: **COSD-CLERK OF THE BOARD**

Per the express request of Client, Corodata has received the Material referred to below and has/will destroy and then recycle said Material in accordance with its standard procedures. As the parties have agreed, Corodata will not inventory, record or track any information contained within or related to the Material.

Account #(s)	017126
AUD #(s)	8756
Destroy Month /Year	February 2025
Work Order #(s)	01427973
Quantity/Item	10



---

*\* Nothing in this certificate shall be deemed to modify the terms of the parties' Service Agreement(s) or Workorder(s).*





## County of San Diego Application for Destruction of Records

**To: Auditor and Controller**  
**Office of Audits & Advisory Services (OAAS)**  
**Mail Stop O-305**

Control No.: 8757  
(for A&C/OAAS use only)

The undersigned, according to the law(s) cited below, is making application for an order to destroy the following records. Approval of this application relieves this department from further responsibility for these records.

Record's File Number <small>(Must match the retention schedule)</small>	Audit/Legal Hold? <small>(Yes or No)</small>	Media Type: <small>(Paper/Optical (CD)/ Microfilm Tape/Disk (floppy), etc.)</small>	Period Covered <small>(Actual Date of Record)</small>		Box Number/ CD Number/ Microfilm Reel Number
			From	To	
Operational-4300-105	No	Paper	3/1/2017	10/31/2017 <span style="font-size: 1.2em;">7</span>	N/A
Administrative-6000-119	No	Paper	10/1/2021	10/31/2021 <span style="font-size: 1.2em;">3</span>	N/A
			From	To	
			From	To	
			From	To	
			From	To	
			From	To	
			From	To	
			From	To	

Total Cubic Feet (total of boxes) 2 (Attachment Acceptable)  Off-Site (Account #):    
 On-Site (Account/Location): COB

- This application is to destroy paper records
- This application includes a request for the destruction of paper records which have been digitized (via imaging). I hereby attest that I have proof of the following:
  - 1) The system in which the electronic images are being stored has been certified as a "Trusted System".
  - 2) A Quality Assurance process has been followed which authenticates that the electronic image is a true and correct image of the original document.
- This application for the destruction of electronic records. These records are stored at:   (name of computer application or system of record)

State of California )  
 County of San Diego ) ss.

I, ANN MOORE for CLERK OF THE BOARD OF SUPERVISORS  
Department Head or Authorized Representative Department & Unit

of the County of San Diego, declare under penalty of perjury that I have read the above application and can attest to its accuracy.

Please send processed department copy to:  
KATHERINE ILAGAN Mail Stop: A-45

Title: ASSISTANT CLERK OF THE BOARD  
 Signature: Ann.Moore@sdcou Digitally signed by  
nty.ca.gov Ann.Moore@sdcouity.ca.gov  
Date: 2024.12.08 09:52:16 -08'00'  
(Department Head or Authorized Representative)

(For P&C Records Services use only)

Received by P&C/Records Services:    
 Forwarded to Iron Mountain/Dept. for Destruction:    
 Disposition in DRM:  

We do not anticipate any further need for the above records for audit purposes.

RECEIVED

Tracy Drager  
 Auditor and Controller

DEC 11 2024

OFFICE OF AUDITS &  
 ADVISORY SERVICES

By: 
  
 O.A.S. Chief of Audits
  12/12/24

COSD CLERK OF THE BOARD  
2025 MAR 24 PM 12:30

UNIT	FILE NUMBER	RECORD (Description)	SHORT DESCRIPTION (Period Covered)	ACCOUNT/ CONTAINER NAME	BOX/ BARCODE #
Board General Offices	Administrative-6000-119	Department Personnel Records	10/1/2021 thru 10/31/2021	N/A	N/A
Disclosure Services	Operational-4300-105	FPFC FORM 803 - BEHESTED PAYMENT REPORT	3/1/2017 thru 10/31/2017	N/A	N/A



**ON SITE DESTRUCTION CONFIRMATION FORM**  
 PLEASE RETURN TO RECORDS\_SERVICES@SDCOUNTY.CA.GOV

AUD # 8757

On 1/10/2025, the following records were destroyed based on the identified retention policy:  
 (Date of Destruction)

Attachment acceptable

Account Number or Media Type	Division ID	Box Number or Record Name	Retention Policy
PAPER	COB	N/A	OPERATIONAL-4300-105

**Total Number of Boxes/Records Destroyed:** 1

- Are these items in Records Manager (FRMS)? Yes \_\_\_ No X
- Were these items ever stored Offsite (Corodata)? Yes \_\_\_ No X
  - If so, was a Permanent Withdrawal done? Yes \_\_\_ No \_\_\_
- If you've answered yes to questions 1 and 2, please attach an excel worksheet of the Barcodes for each box or folder.

Name of Destroyer: <u>KATHERINE ILAGAN</u> (Print Full Name)	Dept: <u>COB</u>
Title: <u>ADMINISTRATIVE ANALYST II</u>	Date: <u>1/10/25</u>
Signature: <u>Katherine.ilagan@sdcounty.ca.gov</u> <small>Digitally signed by Katherine Ilagan@sdcounty.ca.gov Date: 2025.01.17 16:22:40 -0800</small>	
Name of Individual Confirming Destruction: <u>JOCELYN PORTER</u> (Print Full Name)	
Title: <u>SENIOR BOARD ASSISTANT</u>	Date: <u>1/10/25</u>
Signature: <u>Jocelyn N. Porter</u>	

**ON SITE DESTRUCTION CONFIRMATION FORM**  
 PLEASE RETURN TO RECORDS\_SERVICES@SDCOUNTY.CA.GOV

AUD # 8757

On 1/10/2025, the following records were destroyed based on the identified retention policy:  
 (Date of Destruction)

Attachment acceptable

Account Number or Media Type	Division ID	Box Number or Record Name	Retention Policy
PAPER	COB	N/A	ADMINISTRATIVE-6000-119

**Total Number of Boxes/Records Destroyed:** 1

1. Are these items in Records Manager (FRMS)? Yes \_\_\_ No X
2. Were these items ever stored Offsite (Corodata)? Yes \_\_\_ No X
  - a. If so, was a Permanent Withdrawal done? Yes \_\_\_ No \_\_\_
3. If you've answered yes to questions 1 and 2, please attach an excel worksheet of the Barcodes for each box or folder.

Name of Destroyer: <u>KATHERINE ILAGAN</u> (Print Full Name)	Dept: <u>COB</u>
Title: <u>ADMINISTRATIVE ANALYST II</u>	Date: <u>1/10/2025</u>
Signature: <u>Katherine.ilagan@sdcounty.ca.gov</u> <small>Digitally signed by Katherine Ilagan@sdcounty.ca.gov Date: 2025.01.17 16:12:13 -0800'</small>	
Name of Individual Confirming Destruction: <u>SAMANTHA LANHAM</u> (Print Full Name)	
Title: <u>LEGISLATIVE ASSISTANT II</u>	Date: <u>1/10/2025</u>
Signature: <u>Samantha Lanham</u>	



**ANDREW POTTER, CCB**  
EXECUTIVE OFFICER/CLERK

**CLERK OF THE BOARD OF SUPERVISORS**  
1600 PACIFIC HIGHWAY, ROOM 402, SAN DIEGO, CALIFORNIA 92101-2422  
(619) 531-5600

**RYAN SHARP**  
ASSISTANT CLERK

**ANN MOORE**  
ASSISTANT CLERK

March 19, 2025

**TO:** Supervisor Terra Lawson-Remer, Vice Chair  
Supervisor Joel Anderson  
Supervisor Monica Montgomery Steppe  
Supervisor Jim Desmond

**FROM:** Andrew Potter  
Clerk of the Board of Supervisors

**BOARDS, COMMISSIONS, AND COMMITTEES' VACANCY AND TERM EXPIRATION REPORT**

Attached, please find the report on vacancies, expired terms and terms expiring through April 30, 2025, for County Boards, Commissions, and Committees. If you have any questions, please have your staff contact the Civic Services Unit, at (619) 531-5601. Thank you.

Respectfully,



ANDREW POTTER

Clerk of the Board of Supervisors

AP:dl

Attachment

**cc:** Ebony Shelton, Chief Administrative Officer  
Board of Supervisors Communications Received  
Posted on Clerk of the Board's Web Page



**SAN DIEGO COUNTY BOARDS, COMMISSIONS, AND COMMITTEES  
VACANCY AND TERM EXPIRATION REPORT  
To: 04/30/2025**

**Legend**

The Boards, Commissions, and Committees Vacancy Report is prepared monthly by the Clerk of the Board of Supervisors Office.

The report is placed on the Communications Received (CR) docket and is posted at the south entrance of the County Administration Center, outside Room 310 and is available for review by the public in Room 402. It is also accessible through the County Internet Site at: <http://www.sandiegocob.com>

- Date:** Date at the bottom left-hand corner is the report run date. The vacancy report is current up to the date shown.
- Nominated By:** Group or persons(s) responsible for the nomination.
- Committee:** Committee with the vacancy or expiring term.
- Member Name:** Committee member whose term has expired. If a name appears, the appointee will occupy the position until a reappointment or replacement is made.
- Term:** Length of term.
- Expiration:** Date committee member's term expires. When appointment and expiration dates compute to less than the stated term for the position, the member is filling an unexpired vacated position.
- Requirement:** Necessary conditions that must be met before appointment.
- Decision Making Boards:** Candidates for membership to these groups may be required to provide evidence of qualification.

-----

Membership requirements for all boards, commissions, or committees may be accessed at: <http://www.sandiegocob.com> or obtained by calling 619-531-5600.

The Roster, Fact Sheets, and Database are available for public and staff review in Room 402, Public Services Section, Clerk of the Board of Supervisors Office.

Completed application forms are also on file with the Clerk of the Board of Supervisors Office.



**SAN DIEGO COUNTY BOARDS, COMMISSIONS, AND COMMITTEES  
VACANCY AND TERM EXPIRATION REPORT  
To: 04/30/2025**

**BOARD OF SUPERVISORS**

**ABANDONED VEHICLE ABATEMENT SERVICE AUTHORITY, SAN DIEGO**

Member Name: Fanny Yu	Member Type: REGULAR	Expiration: 07/14/2021
Appointed: 07/10/2019	Term: INDEFINITE	
Requirement:		

**BEHAVIORAL HEALTH ADVISORY BOARD (BHAB), COUNTY OF SAN DIEGO**

Member Name: VACANT	Member Type: REGULAR	Expiration:
Appointed:	Term: CONCURRENT	
Requirement: MEMBER OF THE BOARD OF SUPERVISORS		

**CITRUS PEST CONTROL DISTRICT, SAN DIEGO COUNTY**

Member Name: Laurie Kariya	Member Type: REGULAR	Expiration: 05/03/2023
Appointed: 05/19/2020	Term: FIXED	
Requirement:		

**CITRUS PEST CONTROL DISTRICT, SAN DIEGO COUNTY**

Member Name: VACANT	Member Type: REGULAR	Expiration:
Appointed:	Term: 4 YEARS	
Requirement:		

**CITRUS PEST CONTROL DISTRICT, SAN DIEGO COUNTY**

Member Name: Timothy P. Lyall	Member Type: REGULAR	Expiration: 07/13/2023
Appointed: 07/13/2021	Term: 4 YEARS	
Requirement:		

**LAW LIBRARY BOARD OF TRUSTEES, SAN DIEGO COUNTY**

Member Name: VACANT	Member Type: REGULAR	Expiration: 12/31/2026
Appointed:	Term: 3 YEARS	
Requirement: ATTORNEY RESIDING IN SD COUNTY		

**NORTH COUNTY CEMETERY DISTRICT**

Member Name: Steven L. Lochridge	Member Type: REGULAR	Expiration: 01/06/2025
Appointed: 02/09/2021	Term: 4 YEARS	
Requirement: REGISTERED VOTER AND LIVE IN THE DISTRICT		

**RESOURCE CONSERVATION DISTRICT**

Member Name: Diane Moss	Member Type: REGULAR	Expiration: 11/29/2024
Appointed: 06/29/2021	Term: 4 YEARS	
Requirement: LIVE IN OR MANAGE PROPERTY IN THE DISTRICT		

**SAN DIEGO MILITARY AND VETERANS ADVISORY COUNCIL**

Member Name: VACANT	Member Type: REGULAR	Expiration:
Appointed:	Term: 4 YEARS	
Requirement: MEMBER AT LARGE		



SAN DIEGO COUNTY BOARDS, COMMISSIONS, AND COMMITTEES  
VACANCY AND TERM EXPIRATION REPORT  
To: 04/30/2025

**BOARD OF SUPERVISORS**

**SOLID WASTE HEARING PANEL**

Member Name: Jim Desmond

Member Type: REGULAR

Expiration: 01/05/2025

Appointed: 01/11/2022

Term: 4 YEARS

Requirement: MEMBER OF THE BOARD OF SUPERVISORS



SAN DIEGO COUNTY BOARDS, COMMISSIONS, AND COMMITTEES  
VACANCY AND TERM EXPIRATION REPORT  
To: 04/30/2025

**BOARD OF SUPERVISORS, CHAIR**

**CHILD AND FAMILY STRENGTHENING ADVISORY BOARD OF SD**

Member Name: VACANT	Member Type: REGULAR	Expiration:
Appointed:	Term: 4 YEARS	
Requirement: SAN PASQUAL ACADEMY		

**FIRST 5 COMMISSION**

Member Name: Sandra McBrayer	Member Type: REGULAR	Expiration: 01/05/2025
Appointed: 02/07/2023	Term: 2 YEARS	
Requirement: AT LARGE MEMBER		

**SAN DIEGO COUNTY REGIONAL AIRPORT AUTHORITY**

Member Name: Monica Montgomery Steppe	Member Type: REGULAR	Expiration: 01/31/2025
Appointed: 01/09/2024	Term: 3 YEARS	
Requirement: MEMBER OF THE BOARD OF SUPERVISORS		



**SAN DIEGO COUNTY BOARDS, COMMISSIONS, AND COMMITTEES  
VACANCY AND TERM EXPIRATION REPORT  
To: 04/30/2025**

**DISTRICT 1**

**AGING & INDEPENDENCE SERVICES, ADVISORY COUNCIL**

Member Name: VACANT	Member Type: REGULAR	Expiration:
Appointed:	Term: CONCURRENT	
Requirement: RESIDENT OF THE COUNTY		

**AGING & INDEPENDENCE SERVICES, ADVISORY COUNCIL**

Member Name: VACANT	Member Type: REGULAR	Expiration:
Appointed:	Term: CONCURRENT	
Requirement: RESIDENT OF THE COUNTY		

**ARTS AND CULTURE COMMISSION, SAN DIEGO COUNTY**

Member Name: Monica Hernandez	Member Type: REGULAR	Expiration: 01/06/2025
Appointed: 02/07/2023	Term: CONCURRENT	
Requirement: SHALL RESIDE IN THE COUNTY OF SAN DIEGO		

**ARTS AND CULTURE COMMISSION, SAN DIEGO COUNTY**

Member Name: Lucas O'Connor	Member Type: REGULAR	Expiration: 01/06/2025
Appointed: 02/07/2023	Term: CONCURRENT	
Requirement: SHALL RESIDE IN COUNTY OF SAN DIEGO		

**ASSESSMENT APPEALS BOARD 1 (AAB)**

Member Name: Alleda Harrison	Member Type: REGULAR	Expiration: 09/04/2023
Appointed: 09/15/2020	Term: 3 YEARS	
Requirement: REGULAR MEMBER. 5 YEARS EXPERIENCE IN CA AS CPA, LIC. REAL ESTATE BROKER, ATTORNEY OR CERTIFIED PROPERTY APPRAISER.		

**ASSESSMENT APPEALS BOARD 2 (AAB)**

Member Name: Daniel H. Dennison Jr.	Member Type: REGULAR	Expiration: 09/04/2023
Appointed: 09/15/2020	Term: 3 YEARS	
Requirement: REGULAR. 5 YEARS EXPERIENCE IN CA AS CPA, LIC. REAL ESTATE BROKER, ATTORNEY OR CERTIFIED PROPERTY APPRAISER		

**ASSESSMENT APPEALS BOARD 3 (AAB)**

Member Name: Lloyd A. Schwartz	Member Type: REGULAR	Expiration: 09/06/2021
Appointed: 10/30/2018	Term: 3 YEARS	
Requirement: REGULAR. 5 YEARS EXPERIENCE IN CA AS CPA, LIC. REAL ESTATE BROKER, ATTORNEY OR CERTIFIED PROPERTY APPRAISER		

**ASSESSMENT APPEALS BOARD 4 (AAB)**

Member Name: Ditas Yamane	Member Type: ALTERNATE	Expiration: 09/05/2022
Appointed: 09/10/2019	Term: 3 YEARS	
Requirement: ALTERNATE. 5 YEARS EXPERIENCE IN CA AS CPA, LIC. REAL ESTATE BROKER, ATTORNEY OR CERTIFIED PROPERTY APPRAISER		





**SAN DIEGO COUNTY BOARDS, COMMISSIONS, AND COMMITTEES  
VACANCY AND TERM EXPIRATION REPORT  
To: 04/30/2025**

**DISTRICT 1**

**BEHAVIORAL HEALTH ADVISORY BOARD (BHAB), COUNTY OF SAN DIEGO**

Member Name: Janice Luna Reynoso	Member Type: REGULAR	Expiration: 09/11/2024
Appointed: 09/14/2021	Term: 3 YEARS	
Requirement: FAMILY MEMBER		

**BEHAVIORAL HEALTH ADVISORY BOARD (BHAB), COUNTY OF SAN DIEGO**

Member Name: Joel H San Juan	Member Type: REGULAR	Expiration: 03/01/2022
Appointed: 04/09/2019	Term: 3 YEARS	
Requirement: MENTAL HEALTH CONSUMER		

**CHILD AND FAMILY STRENGTHENING ADVISORY BOARD OF SD**

Member Name: Patricia Fernandez	Member Type: REGULAR	Expiration: 01/06/2025
Appointed: 02/06/2024	Term: CONCURRENT	
Requirement: SUPERVISORIAL DISTRICT REPRESENTATIVE		

**COMMUNITY ACTION PARTNERSHIP ADMINISTERING BOARD**

Member Name: VACANT	Member Type: REGULAR	Expiration:
Appointed:	Term: CONCURRENT	
Requirement: RESIDENT OF THE COUNTY; PUBLIC SECTOR REPRESENTATIVE		

**COUNTY HEARING OFFICERS**

Member Name: Lei-Chala Wilson	Member Type: REGULAR	Expiration: 01/06/2025
Appointed: 05/04/2021	Term: CONCURRENT	
Requirement: ATTORNEY IN CALIFORNIA (AT LEAST 5 YEARS)		

**COUNTY HEARING OFFICERS**

Member Name: Peter J. Jensen	Member Type: REGULAR	Expiration: 01/04/2021
Appointed: 06/27/2017	Term: CONCURRENT	
Requirement: ATTORNEY IN CALIFORNIA (AT LEAST 5 YEARS)		

**CSA NO. 128 - SAN MIGUEL LOCAL PARK DISTRICT CITIZEN ADVISORY BOARD**

Member Name: Steve Babbitt	Member Type: REGULAR	Expiration: 01/06/2025
Appointed: 09/14/2021	Term: CONCURRENT	
Requirement: SHALL EITHER LIVE OR WORK WITHIN CSA 128		

**CSA NO. 128 - SAN MIGUEL LOCAL PARK DISTRICT CITIZEN ADVISORY BOARD**

Member Name: Tina Carlson	Member Type: REGULAR	Expiration: 01/06/2025
Appointed: 03/02/2021	Term: CONCURRENT	
Requirement: SHALL EITHER LIVE OR WORK WITHIN CSA 128		

**CSA NO. 128 - SAN MIGUEL LOCAL PARK DISTRICT CITIZEN ADVISORY BOARD**

Member Name: Carl Kasimantis	Member Type: REGULAR	Expiration: 01/06/2025
Appointed: 08/17/2021	Term: CONCURRENT	
Requirement: SHALL EITHER LIVE OR WORK WITHIN CSA 128		



SAN DIEGO COUNTY BOARDS, COMMISSIONS, AND COMMITTEES  
VACANCY AND TERM EXPIRATION REPORT  
To: 04/30/2025

**DISTRICT 1**

**CSA NO. 128 - SAN MIGUEL LOCAL PARK DISTRICT CITIZEN ADVISORY BOARD**

Member Name: Braulio Sanabria                      Member Type: REGULAR                      Expiration: 01/06/2025  
Appointed: 03/02/2021                      Term: CONCURRENT  
Requirement: SHALL EITHER LIVE OR WORK WITHIN THE CSA 128

**ENVIRONMENTAL HEALTH AND QUALITY ADVISORY BOARD, SAN DIEGO COUNTY**

Member Name: Joseph Allen                      Member Type: REGULAR                      Expiration: 07/24/2021  
Appointed: 07/24/2018                      Term: 3 YEARS  
Requirement: COMMUNITY ENVIRONMENTAL ORGANIZATION REPRESENTATIVE

**EYE GNAT ABATEMENT APPEALS BOARD**

Member Name: VACANT                      Member Type: REGULAR                      Expiration:  
Appointed:                      Term: 2 YEARS  
Requirement: CALIFORNIA LICENSED PEST CONTROL ADVISOR NOT ASSOCIATED WITH THE COUNTY OF SAN DIEGO

**FIRE PROTECTION DISTRICT FIRE ADVISORY BOARD, SAN DIEGO COUNTY**

Member Name: Jason Shanley                      Member Type: REGULAR                      Expiration: 01/06/2025  
Appointed: 03/02/2021                      Term: CONCURRENT  
Requirement: A MEMBER OF THE ADVISORY BOARD SHALL DEMONSTRATE AN INTEREST IN, AND KNOWLEDGE OF ISSUES RELATED TO THE FIRE SERVICE.

**FISH AND WILDLIFE ADVISORY COMMISSION, SAN DIEGO COUNTY**

Member Name: Mark Kukuchek                      Member Type: REGULAR                      Expiration: 01/06/2025  
Appointed: 09/14/2021                      Term: CONCURRENT  
Requirement: INTEREST/EXPERTISE IN FISH AND WILDFIRE

**FISH AND WILDLIFE ADVISORY COMMISSION, SAN DIEGO COUNTY**

Member Name: Janeen Reed                      Member Type: REGULAR                      Expiration: 01/06/2025  
Appointed: 08/30/2022                      Term: CONCURRENT  
Requirement: INTEREST/EXPERTISE IN FISH AND WILDFIRE

**FLOOD CONTROL DISTRICT ADVISORY COMMISSION**

Member Name: Jeanette Temple                      Member Type: REGULAR                      Expiration: 01/04/2021  
Appointed: 08/07/2018                      Term: CONCURRENT  
Requirement:

**FLY ABATEMENT AND APPEALS BOARD**

Member Name: VACANT                      Member Type: REGULAR                      Expiration:  
Appointed:                      Term: 3 YEARS  
Requirement: COMMUNITY-AT-LARGE REPRESENTATIVE



**SAN DIEGO COUNTY BOARDS, COMMISSIONS, AND COMMITTEES  
VACANCY AND TERM EXPIRATION REPORT  
To: 04/30/2025**

**DISTRICT 1**

**HEALTH SERVICES ADVISORY BOARD (HSAB)**

Member Name: Ana Melgoza	Member Type: REGULAR	Expiration: 01/06/2025
Appointed: 03/02/2021	Term: CONCURRENT	
Requirement: COUNTY RESIDENT		

**HEALTH SERVICES ADVISORY BOARD (HSAB)**

Member Name: Suzanne Afflalo	Member Type: REGULAR	Expiration: 01/06/2025
Appointed: 03/02/2021	Term: CONCURRENT	
Requirement: COUNTY RESIDENT		

**HEALTHY SAN DIEGO CONSUMER AND PROFESSIONAL ADVISORY COMMITTEE**

Member Name: VACANT	Member Type: REGULAR	Expiration:
Appointed:	Term: CONCURRENT	
Requirement: REPRESENTS CONSUMER HEALTH INTERESTS AND HAVE A DEMONSTRATED COMMITMENT AND EXPERIENCE IN ADDRESSING HEALTH CARE ISSUES		

**HEALTHY SAN DIEGO CONSUMER AND PROFESSIONAL ADVISORY COMMITTEE**

Member Name: VACANT	Member Type: ALTERNATE	Expiration:
Appointed: 01/01/2020	Term: CONCURRENT	
Requirement: ALTERNATE FOR SEAT 1		

**HISTORIC SITE BOARD**

Member Name: Joseph R Esposito	Member Type: REGULAR	Expiration: 01/04/2021
Appointed: 06/27/2017	Term: CONCURRENT	
Requirement: DESIGNATED PROFESSIONAL		

**HUMAN RELATIONS COMMISSION, LEON L. WILLIAMS SAN DIEGO COUNTY**

Member Name: Rodney Fowler Sr.	Member Type: REGULAR	Expiration: 01/06/2025
Appointed: 03/02/2021	Term: CONCURRENT	
Requirement: SHALL BE A RESIDENT OF THE COUNTY OF SAN DIEGO		

**HUMAN RELATIONS COMMISSION, LEON L. WILLIAMS SAN DIEGO COUNTY**

Member Name: Cinnamon Clark	Member Type: REGULAR	Expiration: 01/06/2025
Appointed: 03/02/2021	Term: CONCURRENT	
Requirement:		

**HUMAN RELATIONS COMMISSION, LEON L. WILLIAMS SAN DIEGO COUNTY**

Member Name: VACANT	Member Type: REGULAR	Expiration:
Appointed:	Term: CONCURRENT	
Requirement: YOUTH REPRESENTATIVE (AGE 16-24), SHALL BE A RESIDENT OF THE COUNTY OF SAN DIEGO		



**SAN DIEGO COUNTY BOARDS, COMMISSIONS, AND COMMITTEES  
VACANCY AND TERM EXPIRATION REPORT  
To: 04/30/2025**

**DISTRICT 1**

**PARKS ADVISORY COMMITTEE, SAN DIEGO COUNTY**

Member Name: Susie Murphy	Member Type: REGULAR	Expiration: 01/06/2025
Appointed: 01/05/2021	Term: CONCURRENT	
Requirement: INTEREST AND EXPERTISE IN PARK LAND USE ISSUES		

**PARKS ADVISORY COMMITTEE, SAN DIEGO COUNTY**

Member Name: VACANT	Member Type: REGULAR	Expiration:
Appointed:	Term: CONCURRENT	
Requirement: INTEREST AND EXPERTISE IN PARK LAND USE ISSUES		

**PERSONS WITH DISABILITIES, COMMITTEE FOR**

Member Name: Candice Custodio-Tan	Member Type: REGULAR	Expiration: 01/06/2025
Appointed: 09/14/2021	Term: CONCURRENT	
Requirement: DISABLED, SAN DIEGO RESIDENT		

**PERSONS WITH DISABILITIES, COMMITTEE FOR**

Member Name: Humberto Gurmilan	Member Type: REGULAR	Expiration: 01/06/2025
Appointed:	Term: CONCURRENT	
Requirement: SAN DIEGO RESIDENT		

**PLANNING COMMISSION**

Member Name: VACANT	Member Type: REGULAR	Expiration:
Appointed:	Term: CONCURRENT	
Requirement: NOT A COUNTY OFFICER		

**SAN DIEGO COUNTY CAPITAL ASSET LEASING CORP**

Member Name: Shirley Nakawatase	Member Type: REGULAR	Expiration: 01/06/2025
Appointed: 01/04/2021	Term: CONCURRENT	
Requirement:		

**SAN DIEGO MILITARY AND VETERANS ADVISORY COUNCIL**

Member Name: Jaime Yslas	Member Type: REGULAR	Expiration: 01/06/2025
Appointed: 04/09/2024	Term: CONCURRENT	
Requirement: RESIDE IN DISTRICT 1		

**SOCIAL SERVICES ADVISORY BOARD**

Member Name: Rachel Morineau	Member Type: REGULAR	Expiration: 01/06/2025
Appointed: 01/26/2021	Term: CONCURRENT	
Requirement:		

**SOCIAL SERVICES ADVISORY BOARD**

Member Name: Appaswamy Pajanor	Member Type: REGULAR	Expiration: 01/06/2025
Appointed: 01/26/2021	Term: CONCURRENT	
Requirement:		



SAN DIEGO COUNTY BOARDS, COMMISSIONS, AND COMMITTEES  
VACANCY AND TERM EXPIRATION REPORT  
To: 04/30/2025

**DISTRICT 1**

**STATUS OF WOMEN AND GIRLS, COMMISSION ON THE**

Member Name: VACANT

Member Type: REGULAR

Expiration:

Appointed:

Term: CONCURRENT

Requirement: RESIDENT OF THE COUNTY



**SAN DIEGO COUNTY BOARDS, COMMISSIONS, AND COMMITTEES  
VACANCY AND TERM EXPIRATION REPORT  
To: 04/30/2025**

**DISTRICT 2**

**ASSESSMENT APPEALS BOARD 1 (AAB)**

Member Name: VACANT	Member Type: REGULAR	Expiration:
Appointed:	Term: 3 YEARS	
Requirement: REGULAR 5 YEARS EXPERIENCE IN CA AS CPA, LIC. REAL ESTATE BROKER, ATTORNEY OR CERTIFIED PROPERTY APPRAISER.		

**BEHAVIORAL HEALTH ADVISORY BOARD (BHAB), COUNTY OF SAN DIEGO**

Member Name: VACANT	Member Type: REGULAR	Expiration:
Appointed:	Term: 3 YEARS	
Requirement: MENTAL HEALTH CONSUMER		

**BEHAVIORAL HEALTH ADVISORY BOARD (BHAB), COUNTY OF SAN DIEGO**

Member Name: Serita Polinaire	Member Type: REGULAR	Expiration: 03/01/2025
Appointed: 03/01/2022	Term: 3 YEARS	
Requirement: COMMUNITY MEMBER		

**CHILD AND FAMILY STRENGTHENING ADVISORY BOARD OF SD**

Member Name: Aimee Zeitz	Member Type: REGULAR	Expiration: 01/06/2025
Appointed: 08/31/2021	Term: CONCURRENT	
Requirement: SUPERVISORIAL DISTRICT REPRESENTATIVE		

**CIVIL SERVICE COMMISSION**

Member Name: Melissa Johnson	Member Type: REGULAR	Expiration: 01/06/2025
Appointed: 09/29/2020	Term: 6 YEARS	
Requirement: COMMISSIONER SHALL BE ELECTOR OF THE COUNTY		

**COMMUNITY ACTION PARTNERSHIP ADMINISTERING BOARD**

Member Name: Keith E Esshaki	Member Type: REGULAR	Expiration: 01/06/2025
Appointed: 03/02/2021	Term: CONCURRENT	
Requirement: RESIDENT OF THE COUNTY; PUBLIC SECTOR REPRESENTATIVE		

**ENVIRONMENTAL HEALTH AND QUALITY ADVISORY BOARD, SAN DIEGO COUNTY**

Member Name: VACANT	Member Type: REGULAR	Expiration:
Appointed:	Term: 3 YEARS	
Requirement: RESTAURANT INDUSTRY REPRESENTATIVE		

**ENVIRONMENTAL HEALTH AND QUALITY ADVISORY BOARD, SAN DIEGO COUNTY**

Member Name: VACANT	Member Type: REGULAR	Expiration:
Appointed:	Term: 3 YEARS	
Requirement: PUBLIC SAFETY REPRESENTATIVE		



SAN DIEGO COUNTY BOARDS, COMMISSIONS, AND COMMITTEES  
VACANCY AND TERM EXPIRATION REPORT  
To: 04/30/2025

**DISTRICT 2**

**EYE GNAT ABATEMENT APPEALS BOARD**

Member Name: Mark Ostrander                      Member Type: REGULAR                      Expiration: 02/25/2022  
Appointed: 02/26/2019                      Term: 3 YEARS  
Requirement: REPRESENTATIVE OF THE COMMUNITY AT LARGE, NOT ASSOCIATED WITH ANY COMMERCIAL ORGANIC FARM. ONE OF THE TWO MEMBERS MUST BE A BUSINESS OWNER.

**FIRE PROTECTION DISTRICT FIRE ADVISORY BOARD, SAN DIEGO COUNTY**

Member Name: VACANT                      Member Type: REGULAR                      Expiration:  
Appointed:                      Term: CONCURRENT  
Requirement: A MEMBER OF THE ADVISORY BOARD SHALL DEMONSTRATE AN INTEREST IN, AND KNOWLEDGE OF ISSUES RELATED TO THE FIRE SERVICE.

**FIRE PROTECTION DISTRICT FIRE ADVISORY BOARD, SAN DIEGO COUNTY**

Member Name: VACANT                      Member Type: REGULAR                      Expiration:  
Appointed:                      Term: CONCURRENT  
Requirement: A MEMBER OF THE ADVISORY BOARD SHALL DEMONSTRATE AN INTEREST IN, AND KNOWLEDGE OF ISSUES RELATED TO THE FIRE SERVICE.

**FLOOD CONTROL DISTRICT ADVISORY COMMISSION**

Member Name: Mark H. Seits                      Member Type: REGULAR                      Expiration: 01/04/2021  
Appointed: 01/24/2017                      Term: CONCURRENT  
Requirement:

**HEALTHY SAN DIEGO CONSUMER AND PROFESSIONAL ADVISORY COMMITTEE**

Member Name: VACANT                      Member Type: REGULAR                      Expiration:  
Appointed:                      Term: CONCURRENT  
Requirement: REPRESENTS CONSUMER HEALTH INTERESTS AND HAVE A DEMONSTRATED COMMITMENT AND EXPERIENCE IN ADDRESSING HEALTH CARE ISSUES

**HEALTHY SAN DIEGO CONSUMER AND PROFESSIONAL ADVISORY COMMITTEE**

Member Name: VACANT                      Member Type: ALTERNATE                      Expiration:  
Appointed: 01/01/2020                      Term: CONCURRENT  
Requirement: ALTERNATE FOR SEAT 2

**HISTORIC SITE BOARD**

Member Name: Kyle Hermann                      Member Type: REGULAR                      Expiration: 01/06/2025  
Appointed: 05/04/2021                      Term: CONCURRENT  
Requirement: DESIGNATED PROFESSIONAL

**HIV PLANNING GROUP, COUNTY OF SAN DIEGO**

Member Name: VACANT                      Member Type: REGULAR                      Expiration:  
Appointed:                      Term: 4 YEARS  
Requirement: BOARD OF SUPERVISORS - DISTRICT 2 REPRESENTATIVE







**SAN DIEGO COUNTY BOARDS, COMMISSIONS, AND COMMITTEES  
VACANCY AND TERM EXPIRATION REPORT  
To: 04/30/2025**

**DISTRICT 2**

**LAKE CUYAMACA RECREATION AND PARK DISTRICT**

Member Name: VACANT	Member Type: REGULAR	Expiration:
Appointed:	Term: 4 YEARS	
Requirement: REGISTERED VOTER WITHIN THE DISTRICT		

**LAKESIDE DESIGN REVIEW BOARD**

Member Name: Lisa Anderson	Member Type: REGULAR	Expiration: 11/03/2021
Appointed: 10/29/2019	Term: 2 YEARS	
Requirement: PLANNING GROUP REPRESENTATIVE		

**LAKESIDE DESIGN REVIEW BOARD**

Member Name: Duane Dubbs	Member Type: REGULAR	Expiration: 07/15/2022
Appointed: 09/29/2020	Term: 2 YEARS	
Requirement: EAST COUNTY BUSINESS COUNCIL REPRESENTATIVE		

**LAKESIDE DESIGN REVIEW BOARD**

Member Name: Frank Hilliker	Member Type: REGULAR	Expiration: 11/03/2023
Appointed: 01/25/2022	Term: 2 YEARS	
Requirement: LAKESIDE CHAMBER OF COMMERCE REPRESENTATIVE		

**LAKESIDE DESIGN REVIEW BOARD**

Member Name: David Shaw	Member Type: REGULAR	Expiration: 05/07/2022
Appointed: 09/14/2021	Term: 2 YEARS	
Requirement: AT-LARGE REPRESENTATIVE		

**LAKESIDE DESIGN REVIEW BOARD**

Member Name: Russell Rodvold	Member Type: REGULAR	Expiration: 04/17/2023
Appointed: 09/15/2021	Term: 2 YEARS	
Requirement: AT-LARGE REPRESENTATIVE		

**PERSONS WITH DISABILITIES, COMMITTEE FOR**

Member Name: VACANT	Member Type: REGULAR	Expiration:
Appointed:	Term: CONCURRENT	
Requirement: DISABLED, SAN DIEGO RESIDENT		

**SAN DIEGO COUNTY CAPITAL ASSET LEASING CORP**

Member Name: VACANT	Member Type: REGULAR	Expiration:
Appointed:	Term: CONCURRENT	
Requirement:		









**SAN DIEGO COUNTY BOARDS, COMMISSIONS, AND COMMITTEES  
VACANCY AND TERM EXPIRATION REPORT  
To: 04/30/2025**

**DISTRICT 4**

**HUMAN RELATIONS COMMISSION, LEON L. WILLIAMS SAN DIEGO COUNTY**

Member Name: Nicole Murray-Ramirez	Member Type: REGULAR	Expiration: 05/15/2023
Appointed: 01/10/2023	Term: CONCURRENT	
Requirement: SHALL BE A RESIDENT OF THE COUNTY OF SAN DIEGO		

**HUMAN RELATIONS COMMISSION, LEON L. WILLIAMS SAN DIEGO COUNTY**

Member Name: VACANT	Member Type: REGULAR	Expiration:
Appointed:	Term: CONCURRENT	
Requirement: YOUTH REPRESENTATIVE (AGE 16-24), SHALL BE A RESIDENT OF THE COUNTY OF SAN DIEGO		

**PERSONS WITH DISABILITIES, COMMITTEE FOR**

Member Name: Michelle Krug	Member Type: REGULAR	Expiration: 05/15/2023
Appointed: 01/10/2023	Term: CONCURRENT	
Requirement: SAN DIEGO RESIDENT		

**PERSONS WITH DISABILITIES, COMMITTEE FOR**

Member Name: VACANT	Member Type: REGULAR	Expiration:
Appointed:	Term: CONCURRENT	
Requirement: DISABLED, SAN DIEGO RESIDENT		

**STATUS OF WOMEN AND GIRLS, COMMISSION ON THE**

Member Name: Melinda Vásquez	Member Type: REGULAR	Expiration: 05/15/2023
Appointed: 01/10/2023	Term: CONCURRENT	
Requirement: RESIDENT OF THE COUNTY		



**SAN DIEGO COUNTY BOARDS, COMMISSIONS, AND COMMITTEES  
VACANCY AND TERM EXPIRATION REPORT  
To: 04/30/2025**

**DISTRICT 5**

**AGING & INDEPENDENCE SERVICES, ADVISORY COUNCIL**

Member Name: VACANT	Member Type: REGULAR	Expiration:
Appointed:	Term: CONCURRENT	
Requirement: RESIDENT OF THE COUNTY		

**AGING & INDEPENDENCE SERVICES, ADVISORY COUNCIL**

Member Name: VACANT	Member Type: REGULAR	Expiration:
Appointed:	Term: CONCURRENT	
Requirement: RESIDENT OF THE COUNTY		

**ASSESSMENT APPEALS BOARD 1 (AAB)**

Member Name: Zarina Jackson	Member Type: ALTERNATE	Expiration: 09/02/2024
Appointed: 10/05/2021	Term: 3 YEARS	
Requirement: ALTERNATE 5 YEARS EXPERIENCE IN CA AS CPA, LIC. REAL ESTATE BROKER, ATTORNEY OR CERTIFIED PROPERTY APPRAISER.		

**ASSESSMENT APPEALS BOARD 2 (AAB)**

Member Name: VACANT	Member Type: REGULAR	Expiration:
Appointed:	Term: 3 YEARS	
Requirement: REGULAR. 5 YEARS EXPERIENCE IN CA AS CPA, LIC. REAL ESTATE BROKER, ATTORNEY OR CERTIFIED PROPERTY APPRAISER.		

**ASSESSMENT APPEALS BOARD 4 (AAB)**

Member Name: Robert Pearman	Member Type: ALTERNATE	Expiration:
Appointed: 10/05/2021	Term: 3 YEARS	
Requirement: ALTERNATE. 5 YEARS EXPERIENCE IN CA AS CPA, LIC. REAL ESTATE BROKER, ATTORNEY OR CERTIFIED PROPERTY APPRAISER		

**BEHAVIORAL HEALTH ADVISORY BOARD (BHAB), COUNTY OF SAN DIEGO**

Member Name: Richard P McGaffigan	Member Type: REGULAR	Expiration: 02/03/2024
Appointed: 05/18/2021	Term: 3 YEARS	
Requirement: SUBSTANCE USE RECOVERY		

**BEHAVIORAL HEALTH ADVISORY BOARD (BHAB), COUNTY OF SAN DIEGO**

Member Name: VACANT	Member Type: REGULAR	Expiration:
Appointed:	Term: 3 YEARS	
Requirement: MENTAL HEALTH CONSUMER		

**CIVIL SERVICE COMMISSION**

Member Name: Peter Bale Smith	Member Type: REGULAR	Expiration: 01/08/2024
Appointed: 05/08/2018	Term: 6 YEARS	
Requirement: COMMISSIONER SHALL BE ELECTOR OF THE COUNTY		











SAN DIEGO COUNTY BOARDS, COMMISSIONS, AND COMMITTEES  
VACANCY AND TERM EXPIRATION REPORT  
To: 04/30/2025

## CHIEF ADMINISTRATIVE OFFICER

### **CITIZENS LAW ENFORCEMENT REVIEW BOARD (CLERB)**

Member Name: Nadia Kean-Ayub                      Member Type: REGULAR                      Expiration: 06/30/2024  
Appointed: 10/05/2021                      Term: 3 YEARS  
Requirement: DISTRICT 1 REPRESENTATIVE, RESIDENT/QUALIFIED ELECTOR OF THE COUNTY.

### **CITIZENS LAW ENFORCEMENT REVIEW BOARD (CLERB)**

Member Name: VACANT                      Member Type: REGULAR                      Expiration:  
Appointed:                      Term: 3 YEARS  
Requirement: DISTRICT 2 REPRESENTATIVE, RESIDENT/QUALIFIED ELECTOR OF THE COUNTY.

### **CITIZENS LAW ENFORCEMENT REVIEW BOARD (CLERB)**

Member Name: VACANT                      Member Type: REGULAR                      Expiration:  
Appointed:                      Term: 3 YEARS  
Requirement: DISTRICT 5 REPRESENTATIVE, RESIDENT/QUALIFIED ELECTOR OF THE COUNTY.

### **CITIZENS LAW ENFORCEMENT REVIEW BOARD (CLERB)**

Member Name: Robert Spriggs Jr.                      Member Type: REGULAR                      Expiration: 06/30/2023  
Appointed: 07/01/2020                      Term: 3 YEARS  
Requirement: DISTRICT 4 REPRESENTATIVE, RESIDENT/QUALIFIED ELECTOR OF THE COUNTY.

### **CITIZENS LAW ENFORCEMENT REVIEW BOARD (CLERB)**

Member Name: VACANT                      Member Type: REGULAR                      Expiration:  
Appointed:                      Term: 3 YEARS  
Requirement: DISTRICT 2 REPRESENTATIVE, RESIDENT/QUALIFIED ELECTOR OF THE COUNTY.



ANDREW POTTER, CCB  
EXECUTIVE OFFICER/CLERK

CLERK OF THE BOARD OF SUPERVISORS  
1600 PACIFIC HIGHWAY, ROOM 402, SAN DIEGO, CALIFORNIA 92101-2422  
(619) 531-5600

RYAN SHARP  
ASSISTANT CLERK

ANN MOORE  
ASSISTANT CLERK

March 4, 2025

TO: All Mayors of Cities in San Diego County

FROM: Andrew Potter  
City Selection Committee Secretary

**CITY SELECTION COMMITTEE (CSC) SPECIAL MEETING – UPDATED AGENDA  
MONDAY, MARCH 10, 2025, AT 10:30 A.M.**

As a Mayor of a city within the County of San Diego, Government Code Section 50270 designates you to serve on the City Selection Committee (CSC). The CSC is responsible for the nomination, selection and appointment of representatives to various committees and commissions. It is necessary for the CSC to meet to appoint a representative to serve on the Air Pollution Control District (APCD) Governing Board, representing District 3.

Additionally, the CSC was notified that the Speaker of the California State Assembly has requested nominations for the California Coastal Commission. The agenda has been updated to reflect an additional action by the CSC in accordance with this request.

Please see below for the details:

---

*Air Pollution Control District (APCD) Governing Board Appointment – District 3*

In accordance with the Rules and Regulations of the City Selection Committee of the County of San Diego, Section 4.5, "Nomination and Selection of Members of the San Diego County Air Pollution Control District Governing Board," the City Selection Committee needs to make an appointment to fill one regular member seat for a four-year term that expires on March 9, 2025. At the Committee's meeting on January 13, 2025, the appointment to represent District 3 on the APCD was continued to the next meeting of the City Selection Committee because there were tie votes.

California Health and Safety Code section 40100.6(a)(3)(A) provides that five members of the APCD Board shall be selected as follows, "One city council member from each of the five supervisorial districts. Those five members shall be selected by city selection committees representing the cities of that supervisorial district." California Health and Safety Code Section 40100.6(a)(3)(B) provides that, "A city shall not have more than two members."

The current City Selection Committee Rules provide that subcommittees of the City Selection Committee shall nominate and select members of the APCD Governing Board. The Supervisorial District 3 City Selection Subcommittee consists of the cities of Carlsbad, Coronado, Del Mar, Encinitas, San Diego, and Solana Beach.

California Government Code section 50275 provides that “a city selection committee shall formulate and adopt rules and regulations to govern the conduct of their meetings and the selection of city representatives” including “the manner in which voting by the city selection committee shall be conducted.” In addition, California Government Code section 50272 provides that “a majority vote of the representatives of the number of cities within a county entitled to representation on the committee is necessary to appoint representatives to boards, commissions, or agencies.”

To address the potential of another tie vote, staff is proposing amendments to the City Selection Committee Rules and Regulations that allow the full City Selection Committee to vote to resolve a tie. The proposed revisions will only apply to the APCD appointments.

---

*Submission of Nominations for an Appointment to the California Coastal Commission*

On March 4, 2025, the City Selection Committee (CSC) Secretary was notified that the Speaker of the California State Assembly has requested nominations for an appointment to the California Coastal Commission for the San Diego Coast Representative be submitted by the CSC by April 18, 2025. Provision 30301.2 of the Public Resources Code requires the Assembly Speaker solicit nominations from the CSC.

It is required that the CSC submit names of at least three County Supervisors and at least three City Councilmembers.

This item has been added to the agenda as item 5.

---

To address these appointment and the proposed Rules changes, the Chair has called a Special Meeting to be held at the Four Points Sheraton Hotel, 8110 Aero Drive, San Diego, CA 92123, on **Monday, March 10 at 10:30 a.m.** Please see the attached agenda, as well as supporting documents for the agenda items.

**Please confirm your attendance no later than Thursday, March 6, 2025 by e-mailing Program Manager Teresa Zurita at [teresa.zurita@sdcounty.ca.gov](mailto:teresa.zurita@sdcounty.ca.gov).** A quorum of ten City Selection Committee members must be present in order to take action on these items.

CITY SELECTION COMMITTEE MEETING – March 10, 2025  
March 4, 2025  
Page 3

If you are unable to attend the meeting, please provide a letter or e-mail designating a Vice/Deputy Mayor or Councilmember from your agency to attend and vote at the meeting in your place (California Government Code Section 50271).

If you have any questions, please feel free to contact me or Program Manager Teresa Zurita at 619-531-5434 or via e-mail [teresa.zurita@sdcounty.ca.gov](mailto:teresa.zurita@sdcounty.ca.gov) or [andrew.potter@sdcounty.ca.gov](mailto:andrew.potter@sdcounty.ca.gov).

Respectfully submitted,



ANDREW POTTER  
City Selection Committee Secretary

Attachments

cc: County Counsel  
Office of Economic Development and Government Affairs  
Air Pollution Control District

AP:TZ



**ANDREW POTTER, CCB**  
EXECUTIVE OFFICER/CLERK

**CLERK OF THE BOARD OF SUPERVISORS**  
1600 PACIFIC HIGHWAY, ROOM 402, SAN DIEGO, CALIFORNIA 92101-242  
(619) 531-5600

**RYAN SHARP**  
ASSISTANT CLERK

**ANN MOORE**  
ASSISTANT CLERK

**COUNTY OF SAN DIEGO CITY SELECTION COMMITTEE  
SPECIAL MEETING NOTICE**

**TO ALL CITY MAYORS IN SAN DIEGO COUNTY**

Notice is hereby given to you as a member of the City Selection Committee that the Chair has called a Special Meeting, pursuant to the Rules and Regulations of the Committee, as follows:

**DATE OF SPECIAL MEETING:** Monday, March 10, 2025  
**TIME:** 10:30 a.m.  
**PLACE:** Four Points Sheraton Hotel  
8110 Aero Drive  
San Diego, CA 92123

If you have any questions, please contact Clerk of the Board Program Manager Teresa Zurita via telephone at (619) 531-5434 or via email [Teresa.Zurita@sdcounty.ca.gov](mailto:Teresa.Zurita@sdcounty.ca.gov).

Respectfully,

  
ANDREW POTTER

Secretary of the City Selection Committee

**AGENDA CITY SELECTION COMMITTEE SPECIAL MEETING  
MONDAY, MARCH 10, 2025, 10:30 AM**

- 
- 1. Call to Order**  
Attachments: City Selection Committee Roster; Rules and Regulations of the City Selection Committee; California Government Code Section 50270-50279.4

---

  - 2. Approval of Statement of Proceedings/Minutes for the Special Meeting of January 13, 2025**  
Attachments: Draft Minutes

---

  - 3. Proposed Changes to the Rules and Regulations of the City Selection Committee to Provide a Process for Appointments to the Air Pollution Control District When There is a Tie Vote**  
Attachments: Proposed Changes to City Selection Committee Rules and Regulations in ~~strikeout~~ (see pages 6-7)

---

  - 4. Appointment of a City Council Member from Supervisorial District 3 to the Air Pollution Control District (APCD) Governing Board**  
Attachments: Letter from the Air Pollution Control District

---

  - 5. Nominations for Appointment to the California Coastal Commission**  
**Attachment: Letter from Speaker of the Assembly Robert Rivas**
- 

**NOTE:** No other subject matters will be discussed at this meeting.

**Accessibility Services:** Agendas and records are available in alternative formats upon request. Contact the Clerk's office at (619) 531-5434 (voice) or (619) 531-4803 (TTY) with questions or to request a disability-related accommodation. Individuals requiring sign language interpreters should contact the Countywide ADA Title II Coordinator at (619) 531-4908. To the extent reasonably possible, requests for accommodation or assistance should be submitted at least 72 hours in advance of the meeting so that arrangements may be made.

**Language Translation Services:** Additional languages identified as languages with a Substantial Number of Limited English-Speaking Persons in the County (currently defined as Arabic, Chinese (Mandarin), Korean, Persian (incl. Farsi, Dari), Somali, Spanish, Tagalog (incl. Filipino), and Vietnamese) may be made available upon request to the Clerk of the Board of Supervisors at least 72 hours prior to the meeting (refer to Board Policy A-139 for additional information). Please contact the Clerk of the Board's office at (619) 531-5434 or via e-mail at [PublicComment@sdcounty.ca.gov](mailto:PublicComment@sdcounty.ca.gov).

cc: County Counsel; Office of Economic Development and Government Affairs; Board of Supervisors Communications  
Received

**RULES AND REGULATIONS OF THE CITY SELECTION  
COMMITTEE OF THE COUNTY OF SAN DIEGO**

**Section 1. Authority**

Statutes 1973, Chapter 43 amending Sections 50270 et seq. of the Government Code relating to establishment and organization of City Selection Committees. At that time Section 50275 of the Government Code was amended to read as follows:

"In order to carry out the provisions and purposes of this article, a city selection committee shall formulate and adopt rules and regulations to govern the conduct of their meetings and the selection of city representatives. Such rules and regulations shall include, but not be limited to, the term of office of the chairman and vice chairman of the city selection committee, such term to be not less than one year nor more than four years, the time and place of the committee's regular meetings, a procedure for nominating and selecting city representatives, and the manner in which voting by the city selection committee shall be conducted."

These rules and regulations are adopted pursuant to Section 50275 of the Government Code.

**Section 2. Term of Office of the Chairperson and Vice Chairperson**

The term of office of the Chairperson and Vice Chairperson of the City Selection Committee shall be not less than one year nor more than four years. The Chairperson and Vice Chairperson shall hold office during the term for which they are elected and until their successors have been appointed and qualified. In case of a vacancy in the Chairpersonship or Vice Chairpersonship the same shall be filled at the next occurring regular or special meeting of the City Selection Committee. In case of a vacancy in the Chairpersonship of the City Selection Committee, the Vice Chairperson shall act as Chairperson and shall have all the powers of the Chairperson.

**Section 3. Meetings**

The City Selection Committee shall meet annually on the second Monday of October in each year. Said meeting will be held at 11:00 in the morning in the conference room of the Clerk of the Board of Supervisors of the County of San Diego, Room 402, 1600 Pacific Highway, San Diego, California or at a duly noticed location designated by the Chairperson. In addition to the regular meetings of the City Selection Committee, special meetings may be called at a time and place designated by the Chairperson pursuant to Section 50277 of the Government Code. Notice of regular and special meetings shall be given by the Secretary of the Committee pursuant to Section 50278 of the Government Code. All meetings including without limitation regular, adjourned regular and special meetings shall be called, noticed and held and conducted in accordance with the provisions of the Ralph M. Brown Act (commencing with §54950 of the Government Code of the State of California).



**Section 4. Nomination and Selection of City Representatives to Local Agency Formation Commission (LAFCO) City Offices**

**A. Purpose and Scope**

Notwithstanding any other procedure for the appointment of a city representative to the office of an agency ("City Office"), appointment of a city representative to a City Office on the San Diego Local Agency Formation Commission ("LAFCO"), by the City Selection Committee pursuant to any statutes authorizing the City Selection Committee to make such appointment shall be made pursuant to this rule. The purpose of this rule is to encourage the rotation on City representation of this very important Commission among the various sections of the County.

**B. Definitions and References**

LAFCO rules and regulations permit the City Selection Committee to designate a person from among the Mayors or Mayor's Designee of participating cities ("Representative") to fill three designated offices on the LAFCO Board ("LAFCO City Offices"), two (2) of which LAFCO City Offices shall be entitled to vote, if present, ("Regular LAFCO City Office") and one (1) of which shall be entitled to vote in the absence of the person assigned to a Regular LAFCO City Office ("Alternative LAFCO City Office").

The City Selection Committee desires that the two Regular LAFCO City Offices and the Alternate LAFCO City Office rotate between the cities of four Sub-regions of the County: North Coastal, North Inland, East and South--on a regular basis.

The North Coastal shall consist of the cities of Carlsbad, Del Mar, Encinitas, Oceanside and Solana Beach.

The North Inland shall consist of the cities of Escondido, Poway, San Marcos and Vista.

The East County shall consist of the cities of El Cajon, La Mesa, Lemon Grove and Santee.

The South County shall consist of the cities of Chula Vista, Coronado, National City and Imperial Beach.

**C. Term of LAFCO City Office**

Each of the three (3) LAFCO City Offices shall be for a term of four (4) years.

**D. Rotation of Nomination Rights: Assignment to Subregions.**

**1. Rotation**

The City Selection Committee shall rotate two regular positions and one alternate position among the four sub-regions. After serving two years as an alternate, a sub-region then rotates into the two regular positions for a total of four years. After that time, the sub-region is removed from the rotation for two years and then rejoins the rotation again as an alternate.

<b>Year</b>	<b>Regular</b>	<b>Regular</b>	<b>Alternate</b>	<b>Off</b>
May 2003	East	South	North Inland	North Coastal
May 2004	East	South	North Inland	North Coastal
May 2005	South	North Inland	North Coastal	East
May 2006	South	North Inland	North Coastal	East
May 2007	North Inland	North Coastal	East	South
May 2008	North Inland	North Coastal	East	South
May 2009	North Coastal	East	South	North Inland
May 2010	North Coastal	East	South	North Inland
May 2011	East	South	North Inland	North Coastal
May 2012	East	South	North Inland	North Coastal
May 2013	South	North Inland	North Coastal	East
May 2014	South	North Inland	North Coastal	East
May 2015	North Inland	North Coastal	East	South
May 2016	North Inland	North Coastal	East	South
May 2017	North Coastal	East	South	North Inland
May 2018	North Coastal	East	South	North Inland
May 2019	East	South	North Inland	North Coastal
May 2020	East	South	North Inland	North Coastal

<b>Year</b>	<b>Regular</b>	<b>Regular</b>	<b>Alternate</b>	<b>Off</b>
May 2021	South	North Inland	North Coastal	East
May 2022	South	North Inland	North Coastal	East
May 2023	North Inland	North Coastal	East	South
May 2024	North Inland	North Coastal	East	South
May 2025	North Coastal	East	South	North Inland
May 2026	North Coastal	East	South	North Inland
May 2027	East	South	North Inland	North Coastal
May 2028	East	South	North Inland	North Coastal
May 2029	South	North Inland	North Coastal	East
May 2030	South	North Inland	North Coastal	East
May 2031	North Inland	North Coastal	East	South
May 2032	North Inland	North Coastal	East	South

**2. Subregion Nomination Process Rules**

Each Mayor from the respective sub-region can nominate an individual to the Committee. The respective Sub-region can submit one nomination to the Committee with the understanding that there had been some dialogue and consideration for the nomination.

**3. Committee Ratification**

All nominations by a Sub-region must be ratified by majority vote of the Committee of the Whole, and upon ratification shall be deemed to be the appointee of the City Selection Committee to the designated LAFCO City Office.

**E. Filling Vacancy During Term**

Upon occurrence of a vacancy in a City Office on the LAFCO Board ("LAFCO City Office") during the term of any LAFCO City Officer, regardless of cause (disqualification of existing incumbent due to loss of office, death or disability, etc.), the vacancy shall be filled for the unexpired remaining term.

**1. Vacancy in First 3½ Years of Nominal Term**

If the vacancy occurs within the first 3½ years of the Nominal Term, the vacant LAFCO City Office shall be filled by the nomination of a replacement LAFCO City Officer from the Sub-region which elected the original LAFCO City Officer. Said nomination shall be ratified by the majority vote of the Committee of the Whole. Upon ratification, said nominee shall serve for the unexpired portion of said Nominal Term.

**2. Vacancy in 6 months of Normal Expiration**

If the vacancy occurs within 6 months of the normal expiration of the Nominal Term, the Vacant LAFCO City Office shall be filled by the nomination of a replacement LAFCO City Officer from the next rotating sub-region. Said nomination shall be ratified by the Committee of the Whole. Upon ratification, said nominee shall serve for the remaining unexpired portion of that Nominal Term plus the next full Nominal Term.

**Section 4.5. Nomination and Selection of Members of the San Diego County Air Pollution Control District Governing Board**

**A. Purpose and Scope**

Notwithstanding any other procedure for the appointment of a city representative to the office of an agency ("City Office"), appointment of a city representative to the San Diego County Air Pollution Control District governing board ("APCD Board") by the City Selection Committee pursuant to any statutes authorizing the City Selection Committee to make such appointment shall be made pursuant to this rule.

**B. Definitions and References**

1. California Health and Safety Code section 40100.6(a)(3)(A) provides that five members of the APCD Board shall be selected as follows, "One city council member from each of the five supervisorial districts. Those five members shall be selected by city selection committees representing the cities of that supervisorial district." California Health and Safety Code Section 40100.6(a)(3)(B) provides that, "A city shall not have more than two members."

2. The following subcommittees of the City Selection Committee shall nominate and select members of the APCD Governing Board:

The Supervisorial District 1 city selection subcommittee shall consist of the cities of Chula Vista, Imperial Beach, National City, and San Diego.

The Supervisorial District 2 city selection subcommittee shall consist of the cities of El Cajon, Poway, San Diego, and Santee.

The Supervisorial District 3 city selection subcommittee shall consist of the cities of Carlsbad, Coronado, Del Mar, Encinitas, San Diego, and Solana Beach.

The Supervisorial District 4 city selection subcommittee shall consist of the cities of La Mesa, Lemon Grove, and San Diego.

The Supervisorial District 5 city selection subcommittee shall consist of the cities of Escondido, Oceanside, San Marcos, and Vista.

**C. Term of APCD Board Office**

Each of the five APCD Board members shall serve for a term of four (4) years, and until that member's successor is appointed. Notwithstanding, if the APCD Board member ceases to be a city council member, the City Selection Committee shall meet to select a new member in accordance with the process specified in this section.

**D. Criteria for Member Selection**

1. California Health and Safety Code section 40100.6(b) provides that, "All members shall be appointed on the basis of their demonstrated interest and proven ability in the field of air pollution control and their understanding of the needs of the general public in connection with the air pollution problems of the San Diego Air Basin."

2. California Health and Safety Code section 40100.6(c) provides that, "All members shall reside within the boundaries of the San Diego County Air Pollution Control District." The boundaries of the San Diego County Air Pollution Control District are contiguous with the boundaries of the County of San Diego.

**E. Nomination and Selection of APCD Board Members**

The process for nomination and selection of APCD Board members shall proceed according to sections 5 and 6 of these rules, except that only those members of the city selection subcommittees specified in Section 4.5(B) may nominate and vote upon the nominations for APCD Board members to be appointed from their respective supervisorial district.

**Section 5. Nomination and Selection of City Representatives to Non-LAFCO City Offices Which Are Vacant at Time Selection is Made**

A. Appointment of a City Representative to the office of an agency ("City Office"), other than the San Diego Local Agency Formation Commission ("LAFCO"), by the City Selection Committee pursuant to any statutes authorizing the City Selection Committee to make such appointment shall be made pursuant to this rule if the City Office is vacant at the time the selection is made.



B. Except in the case of an appointment to a City Office on LAFCO (which is governed by Rule 4), any member of the City Selection Committee is entitled to nominate any eligible person for the vacant City Office position. Nominations need not be seconded. After allowing a reasonable time for nominations to be made, the Chairperson shall inquire if there are further nominations and if there is no response he shall declare the nominations closed without a motion to that effect. After nominations have been closed but before the election has been held, the nominations may be opened upon motion by a majority vote of the members present and voting.

C. When the nominations are completed the Chairperson shall call for the election for the vacant position to be filled by the City Selection Committee. The election shall take place by voice vote. A candidate who receives a majority of the votes cast shall be declared elected to the vacant position. If no candidate receives a majority vote for a vacant position the Chairperson shall immediately conduct a run-off election between the two candidates receiving the largest plurality of votes. The candidate in the run-off election who receives the majority of votes cast shall be declared elected. An election takes effect immediately if the candidate is present and does not decline or if he is absent and has consented to his candidacy and a notice of such consent has been filed in writing with the Chairperson prior to the election. If the candidate is absent and has not filed such a notice of consent, the election will take effect when he is notified of his election provided that he does not decline immediately. If the elected candidate declines to accept the position, the process of nomination and election shall be repeated at the earliest practical time.

**Section 6. Nomination and Selection of City Representatives to Non-LAFCO City Offices Which Are Not Vacant at Time Selection is Made**

A. Except in the case of an appointment to a City Office on LAFCO (which is governed by Rule 4), appointment of City Representatives by the City Selection Committee shall be made pursuant to this rule rather than Rule 5 if the position to which the appointment is to be made is not vacant at the time that the City Representative is nominated and selected.

B. Nominations shall be made, closed and opened in the manner provided in Rule 5B hereof.

C. Election for the position shall be held and such election shall take effect in the manner provided in Rule 5C hereof, provided however that if the position for which the election is held is not vacant at the time of the election, the term of office of the City Representative-Elect shall not commence until the term of office of the incumbent City Representative has expired or the position is otherwise vacated.

**Section 7. Voting**

The City Selection Committee shall vote on matters before it by voice vote. As to each

motion made and duly seconded each member may vote "Aye" or "No" or may abstain from voting. The Chair shall declare whether the motion is carried or lost. Any motion made and duly seconded in the City Selection Committee shall be carried by a majority vote. A majority vote is a majority of the votes cast ignoring abstentions.

**Adopted 4/17/74 by Committee**  
**Amended 4/14/75 by Committee**  
**Amended 7/1/85 by Committee**  
**Amended 12/9/91 by Committee**  
**Amended 3/14/94 by Committee**  
**Amended 1/9/95 by Committee**  
**Amended 4/25/03 by Committee**  
**Amended 4/28/17 by Committee**  
**Amended 2/8/2021 by Committee**  
**Amended 1/13/2025 by Committee**


[Home](#)
[Bill Information](#)
[California Law](#)
[Publications](#)
[Other Resources](#)
[My Subscriptions](#)
[My Favorites](#)
Code: 

Section: 50270.


[Up^](#)   [Add To My Favorites](#)
**GOVERNMENT CODE - GOV**
**TITLE 5. LOCAL AGENCIES [50001 - 57607]** ( Title 5 added by Stats. 1949, Ch. 81. )

**DIVISION 1. CITIES AND COUNTIES [50001 - 52203]** ( Division 1 added by Stats. 1949, Ch. 81. )

**PART 1. POWERS AND DUTIES COMMON TO CITIES AND COUNTIES [50001 - 51298.5]** ( Part 1 added by Stats. 1949, Ch. 81. )

**CHAPTER 1. General [50001 - 50290]** ( Chapter 1 added by Stats. 1949, Ch. 81. )

**ARTICLE 11. City Selection Committees [50270 - 50279.2]** ( Article 11 added by Stats. 1972, Ch. 1232. )

**50270.** In any county in which two or more cities are incorporated there is hereby created a city selection committee the purpose of which shall be to appoint city representatives to boards, commissions, and agencies as required by law. The membership of each such city selection committee shall consist of the mayor of each city within the county.

(Added by Stats. 1972, Ch. 1232.)

**50270.5.** As used in this article, "clerk" means the clerk of a county or the legislative body thereof. Where the office of county clerk is separate from the office of clerk of the board of supervisors, "clerk" means the clerk of the board of supervisors.

(Added by Stats. 1973, Ch. 43.)

**50271.** (a) When the mayor is unable to attend a meeting of a city selection committee, the mayor shall designate another member of the city's legislative body to attend and vote at the meeting as the mayor's representative.

(b) For the city selection committee in the County of Los Angeles, the following shall apply when the mayor or the mayor's designated member is unable to attend a meeting of the city selection committee:

(1) The vice mayor or mayor pro tempore shall serve as the voting member and shall be entitled to one vote.

(2) (A) In the absence of the mayor and the vice mayor or mayor pro tempore, the next ranking council member shall serve as the voting member and shall be entitled to one vote.

(B) The ranking council member shall be determined by seniority of service on the council.

(Amended by Stats. 2015, Ch. 361, Sec. 1. (AB 347) Effective January 1, 2016.)

**50272.** Representatives of a majority of the number of cities within a county entitled to representation on the city selection committee shall constitute a quorum of the committee; provided, however, that a majority vote of the representatives of the number of cities within a county entitled to representation on the committee is necessary to appoint representatives to boards, commissions, or agencies. Whenever a quorum is not present at a meeting of any city selection committee, the meeting shall be postponed or adjourned to a subsequent time and place, as determined by the chairman.

(Amended by Stats. 1973, Ch. 43.)

**50273.** In order to provide for initial organization of a city selection committee pursuant to this article, an organizational meeting of each committee shall be held within 60 days after the effective date of this article. The clerk of each county shall act as temporary chairman of the city selection committee.



As temporary chairman of the city selection committee, the clerk shall fix a time and place for the organizational meeting of the committee and shall give notice of such date and time to the mayor of each city incorporated within the county.

Each selection committee shall meet on the date and at the time designated by the clerk. After the organizational meeting, a selection committee shall meet on such dates and at such times as it may determine or as are required by law.

*(Amended by Stats. 1973, Ch. 43.)*

**50274.** (a) At the first organizational meeting of a city selection committee held pursuant to Section 50273, it shall select from among its members a permanent chairman and vice chairman, and such other officers as it deems necessary. The term of office of the chairman and vice chairman shall be not less than one year nor more than four years as determined in the rules and regulations adopted by a city selection committee pursuant to Section 50275. At least 60 days prior to the expiration of the term of office of the chairman and vice chairman, or as otherwise provided in the rules and regulations adopted by a city selection committee pursuant to Section 50275, the city selection committee shall meet and select a successor to the chairman and to the vice chairman.

(b) The officers of the County of San Mateo's City Selection Committee may be the same as San Mateo County's Council of Cities. Any person elected to serve as chairman, vice chairman, or officer may serve his or her entire term of office on San Mateo County's City Selection Committee, provided that the person continues to serve on a city council. If a city selection committee officer is not a mayor, that person may preside, but not vote on any matters before San Mateo County's City Selection Committee unless authorized pursuant to Section 50271.

*(Amended by Stats. 1997, Ch. 489, Sec. 6. Effective January 1, 1998.)*

**50275.** In order to carry out the provisions and purposes of this article, a city selection committee shall formulate and adopt rules and regulations to govern the conduct of their meetings and the selection of city representatives. Such rules and regulations shall include, but not be limited to, the term of office of the chairman and vice chairman of the city selection committee, such term to be not less than one year nor more than four years, the time and place of the committee's regular meetings, a procedure for nominating and selecting city representatives, and the manner in which voting by the city selection committee shall be conducted.

*(Amended by Stats. 1973, Ch. 43.)*

**50276.** The clerk of each county shall act as the permanent secretary and recording officer of the city selection committee organized within such county. All meetings of a city selection committee shall be conducted in the presence of the clerk of the county in which the committee is organized or his deputy. All votes and action taken by a city selection committee shall be recorded in writing by the secretary of the committee. The written record of any vote or action taken by the selection committee shall include the name of each member voting and how he voted. Written records and minutes of a selection committee's secretary are public records.

*(Amended by Stats. 1973, Ch. 43.)*

**50277.** A city selection committee shall conduct regular meetings at the times specified by it in its rules and regulations, and shall also meet upon the call of its chairman. The chairman of a selection committee may call a special meeting of the committee at any time, and the chairman shall call a special meeting of the selection committee upon the written request of 50 percent of the members of the city selection committee. When a chairman is required to call a special meeting of a city selection committee pursuant to this section, such a meeting shall be called and held within 60 days after receipt of such written request. Within three weeks prior to the date fixed for a special meeting of the committee, the chairman of the committee shall notify the committee secretary of the date, time, and place of the special meeting.

*(Added by Stats. 1972, Ch. 1232.)*

**50278.** At least two weeks prior to the date of any meeting of a city selection committee, the secretary of the committee shall give notice of the meeting to each member of the committee. The secretary shall also give reasonable notice to each member of a selection committee of the time, date, and place to which a meeting of the committee is continued.

*(Added by Stats. 1972, Ch. 1232.)*

**50279.** Members of a city selection committee shall serve without compensation.

*(Added by Stats. 1972, Ch. 1232.)*

**50279.2.** Notwithstanding any other provision of this article, in any county in which there is only one incorporated city, the legislative body of such city is hereby created and shall serve as the city selection committee in the county for the purpose of appointing city representatives to boards, commissions and agencies as required by law.

A majority of the members of the legislative body of a city which is created as a city selection committee pursuant to this section shall constitute a quorum of the committee. In order for the city selection committee to make appointments, or in any other manner conduct business of the committee, a quorum shall be required.

The presiding officer of the legislative body of a city which is created as a city selection committee pursuant to this section, shall serve as chairman of the committee. The clerk of the legislative body shall act as permanent secretary and recording officer of the city selection committee and, as permanent secretary and recording officer, shall perform all the duties specified in Section 50276.

*(Added by renumbering Section 50280 (as added by Stats. 1972, Ch. 1232) by Stats. 1979, Ch. 373.)*

THIS PAGE INTENTIONALLY LEFT BLANK

**CITY SELECTION COMMITTEE  
MINUTES  
SPECIAL MEETING, JANUARY 13, 2025, 11:00 AM  
Four Points Sheraton Hotel  
8110 Aero Drive  
San Diego, CA 92123**

The Special Meeting of the City Selection Committee was called to order at 11:02 a.m.

**1. CALL TO ORDER**

**CITIES PRESENT:**

Carlsbad	Council Member Teresa Acosta (for Mayor Keith Blackburn)
Chula Vista	Mayor John McCann
Coronado	Mayor John Duncan
Del Mar	Mayor Terry Gaasterland
El Cajon	Mayor Bill Wells
Encinitas	Mayor Bruce Elhers
Escondido	Mayor Dane White
Imperial Beach	Mayor Paloma Aguirre
La Mesa	Mayor Mark Arapostathis
Lemon Grove	Mayor Alysson Snow
National City	Mayor Ron Morrison
Oceanside	Mayor Esther Sanchez, Vice Chair
Poway	Mayor Steve Vaus
San Diego	Mayor Todd Gloria
San Marcos	Mayor Rebecca Jones
Santee	Mayor John Minto, Chair
Solana Beach	Mayor Lesa Heebner
Vista	Mayor John Franklin

**CITIES ABSENT:** None

**2. Selection of Chair and Vice Chair**

ON MOTION of Chula Vista Mayor McCann, seconded by Solana Beach Mayor Heebner, the Committee selected Santee Mayor John Minto as Chair and Oceanside Mayor Esther Sanchez as Vice Chair.

**AYES:**

Carlsbad	Council Member Acosta (for Mayor Keith Blackburn)
Chula Vista	Mayor McCann
Coronado	Mayor Duncan
Del Mar	Mayor Gaasterland
El Cajon	Mayor Wells
Encinitas	Mayor Elhers
Escondido	Mayor White

**CITY SELECTION COMMITTEE MINUTES  
SPECIAL MEETING, JANUARY 13, 2025**

Imperial Beach	Mayor Aguirre
La Mesa	Mayor Arapostathis
Lemon Grove	Mayor Snow
National City	Mayor Morrison
Oceanside	Mayor Sanchez
Poway	Mayor Vaus
San Diego	Mayor Gloria
San Marcos	Mayor Jones
Santee	Mayor Minto
Solana Beach	Mayor Heebner
Vista	Mayor Franklin

PUBLIC SPEAKERS: None

**3. Approval of Statement of Proceedings/Minutes for the Special Meeting of February 22, 2023**

**ACTION:**

ON MOTION of Chula Vista Mayor McCann, seconded by Oceanside Mayor Sanchez, the City Selection Committee approved the Statement of Proceedings/Minutes for the meeting of February 22, 2023.

**AYES:**

Carlsbad	Council Member Acosta (for Mayor Keith Blackburn)
Chula Vista	Mayor McCann
Coronado	Mayor Duncan
Del Mar	Mayor Gaasterland
El Cajon	Mayor Wells
Encinitas	Mayor Elhers
Escondido	Mayor White
Imperial Beach	Mayor Aguirre
La Mesa	Mayor Arapostathis
Lemon Grove	Mayor Snow
National City	Mayor Morrison
Oceanside	Mayor Sanchez
Poway	Mayor Vaus
San Diego	Mayor Gloria
San Marcos	Mayor Jones
Santee	Mayor Minto
Solana Beach	Mayor Heebner
Vista	Mayor Franklin

PUBLIC SPEAKERS: None

**CITY SELECTION COMMITTEE MINUTES  
SPECIAL MEETING, JANUARY 13, 2025**

**4. Proposed Changes to Rules and Regulations of the City Selection Committee to Amend the Subcommittees that Nominate Members to the APCD Governing Board**

**ACTION:**

ON MOTION of Oceanside Mayor Sanchez, seconded by San Marcos Mayor Jones, the City Selection Committee approved the changes to the Rules and Regulations of the City Selection Committee to Amend the Subcommittees that Nominate Members to the APCD Governing Board.

**AYES:**

Carlsbad	Council Member Acosta (for Mayor Keith Blackburn)
Chula Vista	Mayor McCann
Coronado	Mayor Duncan
Del Mar	Mayor Gaasterland
El Cajon	Mayor Wells
Encinitas	Mayor Elhers
Escondido	Mayor White
Imperial Beach	Mayor Aguirre
La Mesa	Mayor Arapostathis
Lemon Grove	Mayor Snow
National City	Mayor Morrison
Oceanside	Mayor Sanchez
Poway	Mayor Vaus
San Diego	Mayor Gloria
San Marcos	Mayor Jones
Santee	Mayor Minto
Solana Beach	Mayor Heebner
Vista	Mayor Franklin

PUBLIC SPEAKERS: None

**5. Appointment of City Council Members from Each of the Five Supervisorial Districts to the Air Pollution Control District (APCD) Governing Board**

**PUBLIC SPEAKERS:**

- Aimee Faucett
- Jack Monger
- Justine Murray
- Paula Forbis
- Nicholas Paúl

***DISTRICT 1 APPOINTMENT:***

**ACTION 5.1:**

Imperial Beach Mayor Aguirre nominated National City Council Member Marcus Bush, seconded by National City Mayor Morrison, to represent District 1 that includes the cities of Chula Vista, Imperial Beach, National City, and San Diego.

**CITY SELECTION COMMITTEE MINUTES  
SPECIAL MEETING, JANUARY 13, 2025**

The District 1 Subcommittee voted to appoint National City Council Member Marcus Bush to the Air Pollution Control District Governing Board, representing Supervisorial District 1.

**DISTRICT 1 SUBCOMMITTEE AYES:**

Chula Vista	Mayor McCann
Imperial Beach	Mayor Aguirre
National City	Mayor Morrison
San Diego	Mayor Gloria

With a majority of the Subcommittee members present, National City Council Member Marcus Bush received a majority of the votes cast and was appointed to represent District 1 on the Air Pollution Control District Governing Board.

***DISTRICT 2 APPOINTMENT:***

**ACTION 5.2:**

Santee Mayor Minto nominated Santee Council Member Laura Koval, seconded by El Cajon Mayor Wells, to represent District 2 that includes the cities El Cajon, Poway, San Diego and Santee.

The District 2 Subcommittee voted to appoint Santee City Council Member Laura Koval to the Air Pollution Control District Governing Board, representing Supervisorial District 2.

**DISTRICT 2 SUBCOMMITTEE AYES:**

El Cajon	Mayor Wells
Poway	Mayor Vaus
San Diego	Mayor Gloria
Santee	Mayor Minto

With a majority of the Subcommittee members present, Santee Council Member Laura Koval received a majority of the votes cast and was appointed to represent District 2 on the Air Pollution Control District Governing Board.

***DISTRICT 3 APPOINTMENT:***

**ACTION 5.3:**

There were two nominations to represent District 3 that includes the cities of Carlsbad, Coronado, Del Mar, Encinitas, San Diego, and Solana Beach:

- o Carlsbad Council Member Teresa Acosta was nominated by Solana Beach Mayor Heebner, seconded by San Diego Mayor Gloria
- o Coronado Mayor Duncan was nominated by Encinitas Mayor Ehlers, seconded by Del Mar Mayor Gaasterland

The District 3 Subcommittee voted for the nominations to the Air Pollution Control District Governing Board, representing Supervisorial District 3, as follows:



**CITY SELECTION COMMITTEE MINUTES  
SPECIAL MEETING, JANUARY 13, 2025**

**DISTRICT 3 SUBCOMMITTEE VOTES:**

Carlsbad	Council Member Acosta voted for Carlsbad Council Member Acosta
Coronado	Mayor Duncan voted for Coronado Mayor Duncan
Del Mar	Mayor Gaasterland voted for Coronado Mayor Duncan
Encinitas	Mayor Ehlers voted for Coronado Mayor Duncan
San Diego	Mayor Gloria voted for Carlsbad Council Member Acosta
Solana Beach	Mayor Heebner voted for Carlsbad Council Member Acosta

With three votes for Carlsbad Council Member Acosta and three votes for Coronado Mayor Duncan, the motion failed due to a tie vote.

**ACTION 5.4:**

The District 3 Subcommittee voted a second time for the nominations to the Air Pollution Control District Governing Board, representing Supervisorial District 3, as follows:

**DISTRICT 3 SUBCOMMITTEE VOTES:**

Carlsbad	Council Member Acosta voted for Carlsbad Council Member Acosta
Coronado	Mayor Duncan voted for Coronado Mayor Duncan
Del Mar	Mayor Gaasterland voted for Coronado Mayor Duncan
Encinitas	Mayor Ehlers voted for Coronado Mayor Duncan
San Diego	Mayor Gloria voted for Carlsbad Council Member Acosta
Solana Beach	Mayor Heebner voted for Carlsbad Council Member Acosta

With three votes for Carlsbad Council Member Acosta and three votes for Coronado Mayor Duncan, the motion failed due to a tie vote.

**ACTION 5.5:**

A motion was made by Vista Mayor Franklin, seconded by Escondido Mayor White to waive the City Selection Committee Rules and Regulations to allow the Chair to cast a vote to break the tie, in accordance with Robert's Rules of Order.

Chair Minto ruled this motion out of order because the Committee's Rules and Regulations do not give authority for the Chair to cast tie votes.

**ACTION 5.6:**

A motion was made by Vista Mayor Franklin, seconded by Del Mar Mayor Gaasterland, to overrule the Chair's decision.

The Chair called the vote by voice. The motion failed with a majority voicing opposition to the motion.

The appointment to represent District 3 on the Air Pollution Control District Governing Board was continued to the next meeting of the City Selection Committee.



**CITY SELECTION COMMITTEE MINUTES  
SPECIAL MEETING, JANUARY 13, 2025**

***DISTRICT 4 APPOINTMENT:***

**ACTION 5.7:**

San Diego Mayor Gloria nominated San Diego City Council Member Dr. Jen Campbell, seconded by La Mesa Mayor Arapostathis, to represent District 4 that includes the cities of La Mesa, Lemon Grove, and San Diego.

The District 4 Subcommittee voted to appoint San Diego City Council Member Dr. Jen Campbell to the Air Pollution Control District Governing Board, representing Supervisorial District 4.

**DISTRICT 4 SUBCOMMITTEE AYES:**

La Mesa	Mayor Arapostathis
Lemon Grove	Mayor Snow
San Diego	Mayor Gloria

With a majority of the Subcommittee members present, San Diego City Council Member Dr. Jen Campbell received a majority of the votes cast and was appointed to represent District 4 on the Air Pollution Control District Governing Board.

***DISTRICT 5 APPOINTMENT:***

**ACTION 5.8:**

There were two nominations to represent District 5 that includes the cities of Escondido, Oceanside, San Marcos, and Vista:

- o Escondido Council Member Judy Fitzgerald was nominated by San Marcos Mayor Jones, seconded by Vista Mayor Franklin
- o Oceanside Mayor Sanchez nominated herself

The District 5 Subcommittee voted for the nominations to the Air Pollution Control District Governing Board, representing Supervisorial District 5, as follows:

**DISTRICT 5 SUBCOMMITTEE AYES:**

Escondido	Mayor White voted for Escondido Council Member Fitzgerald
Oceanside	Mayor Sanchez voted for Oceanside Mayor Sanchez
San Marcos	Mayor Jones voted for Escondido Council Member Fitzgerald
Vista	Mayor Franklin voted for Escondido Council Member Fitzgerald

With a majority of the Subcommittee members present, Escondido Council Member Judy Fitzgerald received a majority of the votes cast and was appointed to represent District 5 on the Air Pollution Control District Governing Board.

**CITY SELECTION COMMITTEE MINUTES  
SPECIAL MEETING, JANUARY 13, 2025**

- 6. Appointment of Regular Member from the East County Subregion to the Local Agency Formation Commission (LAFCO) for a new term to begin May 5, 2025 and expire May 4, 2029**
- 7. Appointment of Alternate Member from the South County Subregion to the Local Agency Formation Commission (LAFCO) to fill a new two-year term to expire May 4, 2027**

Items 6 and 7 were heard concurrently.

**ACTION:**

There were two nominations for the Regular Member from the East County Subregion to the Local Agency Formation Commission (LAFCO) for a new term to begin May 5, 2025 and expire May 4, 2029:

- o Escondido Mayor Dane White was nominated by Santee Mayor Minto, seconded by San Marcos Mayor Jones
- o Lemon Grove Council Member Jennifer Mendoza was nominated by Lemon Grove Mayor Snow, seconded by Solana Beach Mayor Heebner

Carlsbad	Council Member Acosta (for Mayor Keith Blackburn) voted for Lemon Grove Council Member Mendoza
Chula Vista	Mayor McCann voted for Escondido Mayor Dane White
Coronado	Mayor Duncan voted for Escondido Mayor Dane White
Del Mar	Mayor Gaasterland voted for Escondido Mayor Dane White
El Cajon	Mayor Wells voted for Escondido Mayor Dane White
Encinitas	Mayor Elhers voted for Escondido Mayor Dane White
Imperial Beach	Mayor Aguirre voted for Lemon Grove Council Member Mendoza
La Mesa	Mayor Arapostathis voted for Escondido Mayor Dane White
Lemon Grove	Mayor Snow voted for Lemon Grove Council Member Mendoza
National City	Mayor Morrison voted for Escondido Mayor Dane White
Oceanside	Mayor Sanchez voted for Escondido Mayor Dane White
Poway	Mayor Vaus voted for Escondido Mayor Dane White
San Diego	Mayor Gloria voted for Lemon Grove Council Member Mendoza
San Marcos	Mayor Jones voted for Escondido Mayor Dane White
Santee	Mayor Minto voted for Escondido Mayor Dane White
Solana Beach	Mayor Heebner voted for Lemon Grove Council Member Mendoza
Vista	Mayor Franklin voted for Escondido Mayor Dane White

**ABSTAIN:**

Escondido Mayor White

With a majority of the Committee members present, the City Selection Committee waived Section 4. D. 1. of the Rules and Regulations of the City Selection Committee of the County of San Diego to appoint Escondido Mayor Dane White who received a majority of the votes cast and was appointed as a Regular Member to the Local Agency Formation Commission (LAFCO) for a new term to begin May 5, 2025 and expire May 4, 2029.

**CITY SELECTION COMMITTEE MINUTES  
SPECIAL MEETING, JANUARY 13, 2025**

**ACTION:**

ON MOTION of Coronado Mayor Duncan, seconded by National City Mayor Morrison, the City Selection Committee appointed Chula Vista Mayor John McCann as the Alternate member from South County Subregion to the Local Agency Formation Commission (LAFCO) to fill a new two-year term to expire May 4, 2027.

**AYES:**

Carlsbad	Council Member Acosta (for Mayor Keith Blackburn)
Chula Vista	Mayor McCann
Coronado	Mayor Duncan
Del Mar	Mayor Gaasterland
El Cajon	Mayor Wells
Encinitas	Mayor Elhers
Escondido	Mayor White
Imperial Beach	Mayor Aguirre
La Mesa	Mayor Arapostathis
Lemon Grove	Mayor Snow
National City	Mayor Morrison
Oceanside	Mayor Sanchez
Poway	Mayor Vaus
San Diego	Mayor Gloria
San Marcos	Mayor Jones
Santee	Mayor Minto
Solana Beach	Mayor Heebner
Vista	Mayor Franklin

**PUBLIC SPEAKERS:** None

The Committee adjourned the meeting at 12:01 p.m.

Respectfully submitted,

**ANDREW POTTER**  
Secretary of the City Selection Committee

cc: Communications Received

**RULES AND REGULATIONS OF THE CITY SELECTION  
COMMITTEE OF THE COUNTY OF SAN DIEGO**

**Section 1. Authority**

Statutes 1973, Chapter 43 amending Sections 50270 et seq. of the Government Code relating to establishment and organization of City Selection Committees. At that time Section 50275 of the Government Code was amended to read as follows:

"In order to carry out the provisions and purposes of this article, a city selection committee shall formulate and adopt rules and regulations to govern the conduct of their meetings and the selection of city representatives. Such rules and regulations shall include, but not be limited to, the term of office of the chairman and vice chairman of the city selection committee, such term to be not less than one year nor more than four years, the time and place of the committee's regular meetings, a procedure for nominating and selecting city representatives, and the manner in which voting by the city selection committee shall be conducted."

These rules and regulations are adopted pursuant to Section 50275 of the Government Code.

**Section 2. Term of Office of the Chairperson and Vice Chairperson**

The term of office of the Chairperson and Vice Chairperson of the City Selection Committee shall be not less than one year nor more than four years. The Chairperson and Vice Chairperson shall hold office during the term for which they are elected and until their successors have been appointed and qualified. In case of a vacancy in the Chairpersonship or Vice Chairpersonship the same shall be filled at the next occurring regular or special meeting of the City Selection Committee. In case of a vacancy in the Chairpersonship of the City Selection Committee, the Vice Chairperson shall act as Chairperson and shall have all the powers of the Chairperson.

**Section 3. Meetings**

The City Selection Committee shall meet annually on the second Monday of October in each year. Said meeting will be held at 11:00 in the morning in the conference room of the Clerk of the Board of Supervisors of the County of San Diego, Room 402, 1600 Pacific Highway, San Diego, California or at a duly noticed location designated by the Chairperson. In addition to the regular meetings of the City Selection Committee, special meetings may be called at a time and place designated by the Chairperson pursuant to Section 50277 of the Government Code. Notice of regular and special meetings shall be given by the Secretary of the Committee pursuant to Section 50278 of the Government Code. All meetings including without limitation regular, adjourned regular and special meetings shall be called, noticed and held and conducted in accordance with the provisions of the Ralph M. Brown Act (commencing with §54950 of the Government Code of the State of California).

**Section 4. Nomination and Selection of City Representatives to Local Agency Formation Commission (LAFCO) City Offices**

**A. Purpose and Scope**

Notwithstanding any other procedure for the appointment of a city representative to the office of an agency ("City Office"), appointment of a city representative to a City Office on the San Diego Local Agency Formation Commission ("LAFCO"), by the City Selection Committee pursuant to any statutes authorizing the City Selection Committee to make such appointment shall be made pursuant to this rule. The purpose of this rule is to encourage the rotation on City representation of this very important Commission among the various sections of the County.

**B. Definitions and References**

LAFCO rules and regulations permit the City Selection Committee to designate a person from among the Mayors or Mayor's Designee of participating cities ("Representative") to fill three designated offices on the LAFCO Board ("LAFCO City Offices"), two (2) of which LAFCO City Offices shall be entitled to vote, if present, ("Regular LAFCO City Office") and one (1) of which shall be entitled to vote in the absence of the person assigned to a Regular LAFCO City Office ("Alternative LAFCO City Office").

The City Selection Committee desires that the two Regular LAFCO City Offices and the Alternate LAFCO City Office rotate between the cities of four Sub-regions of the County: North Coastal, North Inland, East and South--on a regular basis.

The North Coastal shall consist of the cities of Carlsbad, Del Mar, Encinitas, Oceanside and Solana Beach.

The North Inland shall consist of the cities of Escondido, Poway, San Marcos and Vista.

The East County shall consist of the cities of El Cajon, La Mesa, Lemon Grove and Santee.

The South County shall consist of the cities of Chula Vista, Coronado, National City and Imperial Beach.

**C. Term of LAFCO City Office**

Each of the three (3) LAFCO City Offices shall be for a term of four (4) years.

**D. Rotation of Nomination Rights: Assignment to Subregions.**

**1. Rotation**

The City Selection Committee shall rotate two regular positions and one alternate position among the four sub-regions. After serving two years as an alternate, a sub-region then rotates into the two regular positions for a total of four years. After that time, the sub-region is removed from the rotation for two years and then rejoins the rotation again as an alternate.

<b>Year</b>	<b>Regular</b>	<b>Regular</b>	<b>Alternate</b>	<b>Off</b>
May 2003	East	South	North Inland	North Coastal
May 2004	East	South	North Inland	North Coastal
May 2005	South	North Inland	North Coastal	East
May 2006	South	North Inland	North Coastal	East
May 2007	North Inland	North Coastal	East	South
May 2008	North Inland	North Coastal	East	South
May 2009	North Coastal	East	South	North Inland
May 2010	North Coastal	East	South	North Inland
May 2011	East	South	North Inland	North Coastal
May 2012	East	South	North Inland	North Coastal
May 2013	South	North Inland	North Coastal	East
May 2014	South	North Inland	North Coastal	East
May 2015	North Inland	North Coastal	East	South
May 2016	North Inland	North Coastal	East	South
May 2017	North Coastal	East	South	North Inland
May 2018	North Coastal	East	South	North Inland
May 2019	East	South	North Inland	North Coastal
May 2020	East	South	North Inland	North Coastal



<b>Year</b>	<b>Regular</b>	<b>Regular</b>	<b>Alternate</b>	<b>Off</b>
May 2021	South	North Inland	North Coastal	East
May 2022	South	North Inland	North Coastal	East
May 2023	North Inland	North Coastal	East	South
May 2024	North Inland	North Coastal	East	South
May 2025	North Coastal	East	South	North Inland
May 2026	North Coastal	East	South	North Inland
May 2027	East	South	North Inland	North Coastal
May 2028	East	South	North Inland	North Coastal
May 2029	South	North Inland	North Coastal	East
May 2030	South	North Inland	North Coastal	East
May 2031	North Inland	North Coastal	East	South
May 2032	North Inland	North Coastal	East	South

**2. Subregion Nomination Process Rules**

Each Mayor from the respective sub-region can nominate an individual to the Committee. The respective Sub-region can submit one nomination to the Committee with the understanding that there had been some dialogue and consideration for the nomination.

**3. Committee Ratification**

All nominations by a Sub-region must be ratified by majority vote of the Committee of the Whole, and upon ratification shall be deemed to be the appointee of the City Selection Committee to the designated LAFCO City Office.

**E. Filling Vacancy During Term**

Upon occurrence of a vacancy in a City Office on the LAFCO Board ("LAFCO City Office") during the term of any LAFCO City Officer, regardless of cause (disqualification of existing incumbent due to loss of office, death or disability, etc.), the vacancy shall be filled for the unexpired remaining term.

1. **Vacancy in First 3½ Years of Nominal Term**

If the vacancy occurs within the first 3½ years of the Nominal Term, the vacant LAFCO City Office shall be filled by the nomination of a replacement LAFCO City Officer from the Sub-region which elected the original LAFCO City Officer. Said nomination shall be ratified by the majority vote of the Committee of the Whole. Upon ratification, said nominee shall serve for the unexpired portion of said Nominal Term.

2. **Vacancy in 6 months of Normal Expiration**

If the vacancy occurs within 6 months of the normal expiration of the Nominal Term, the Vacant LAFCO City Office shall be filled by the nomination of a replacement LAFCO City Officer from the next rotating sub-region. Said nomination shall be ratified by the Committee of the Whole. Upon ratification, said nominee shall serve for the remaining unexpired portion of that Nominal Term plus the next full Nominal Term.

**Section 4.5. Nomination and Selection of Members of the San Diego County Air Pollution Control District Governing Board**

A. **Purpose and Scope**

Notwithstanding any other procedure for the appointment of a city representative to the office of an agency ("City Office"), appointment of a city representative to the San Diego County Air Pollution Control District governing board ("APCD Board") by the City Selection Committee pursuant to any statutes authorizing the City Selection Committee to make such appointment shall be made pursuant to this rule.

B. **Definitions and References**

1. California Health and Safety Code section 40100.6(a)(3)(A) provides that five members of the APCD Board shall be selected as follows, "One city council member from each of the five supervisorial districts. Those five members shall be selected by city selection committees representing the cities of that supervisorial district." California Health and Safety Code Section 40100.6(a)(3)(B) provides that, "A city shall not have more than two members."

2. The following subcommittees of the City Selection Committee shall nominate and select members of the APCD Governing Board:

The Supervisorial District 1 city selection subcommittee shall consist of the cities of Chula Vista, Imperial Beach, National City, and San Diego.

The Supervisorial District 2 city selection subcommittee shall consist of the cities of El Cajon, Poway, San Diego, and Santee.



The Supervisorial District 3 city selection subcommittee shall consist of the cities of Carlsbad, Coronado, Del Mar, Encinitas, San Diego, and Solana Beach.

The Supervisorial District 4 city selection subcommittee shall consist of the cities of La Mesa, Lemon Grove, and San Diego.

The Supervisorial District 5 city selection subcommittee shall consist of the cities of Escondido, Oceanside, San Marcos, and Vista.

**C. Term of APCD Board Office**

Each of the five APCD Board members shall serve for a term of four (4) years, and until that member's successor is appointed. Notwithstanding, if the APCD Board member ceases to be a city council member, the City Selection Committee shall meet to select a new member in accordance with the process specified in this section.

**D. Criteria for Member Selection**

1. California Health and Safety Code section 40100.6(b) provides that, "All members shall be appointed on the basis of their demonstrated interest and proven ability in the field of air pollution control and their understanding of the needs of the general public in connection with the air pollution problems of the San Diego Air Basin."

2. California Health and Safety Code section 40100.6(c) provides that, "All members shall reside within the boundaries of the San Diego County Air Pollution Control District." The boundaries of the San Diego County Air Pollution Control District are contiguous with the boundaries of the County of San Diego.

**E. Nomination and Selection of APCD Board Members**

The process for nomination and selection of APCD Board members shall proceed according to sections 5 and 6 of these rules, except that only those members of the city selection subcommittees specified in Section 4.5(B) may nominate and vote upon the nominations for APCD Board members to be appointed from their respective supervisorial district.

In the event of two consecutive tie votes within a city selection subcommittee, the City Selection Committee members that are present at the meeting shall vote to resolve the tie and select the APCD Board member in accordance with Section 5.C. or 6.C.

**Section 5. Nomination and Selection of City Representatives to Non-LAFCO City Offices Which Are Vacant at Time Selection is Made**

A. Appointment of a City Representative to the office of an agency ("City Office"),

other than the San Diego Local Agency Formation Commission ("LAFCO"), by the City Selection Committee pursuant to any statutes authorizing the City Selection Committee to make such appointment shall be made pursuant to this rule if the City Office is vacant at the time the selection is made.

B. Except in the case of an appointment to a City Office on LAFCO (which is governed by Rule 4), any member of the City Selection Committee is entitled to nominate any eligible person for the vacant City Office position. Nominations need not be seconded. After allowing a reasonable time for nominations to be made, the Chairperson shall inquire if there are further nominations and if there is no response ~~he~~ the Chairperson shall declare the nominations closed without a motion to that effect. After nominations have been closed but before the election has been held, the nominations may be opened upon motion by a majority vote of the members present and voting.

C. When the nominations are completed the Chairperson shall call for the election for the vacant position to be filled by the City Selection Committee. The election shall take place by voice vote. A candidate who receives a majority of the votes cast shall be declared elected to the vacant position. If no candidate receives a majority vote for a vacant position the Chairperson shall immediately conduct a run-off election between the two candidates receiving the largest plurality of votes. The candidate in the run-off election who receives the majority of votes cast shall be declared elected. An election takes effect immediately if the candidate is present and does not decline ~~of or if he~~ the candidate is absent and has consented to ~~his~~ their candidacy and a notice of such consent has been filed in writing with the Chairperson prior to the election. If the candidate is absent and has not filed such a notice of consent, the election will take effect when ~~he~~ the candidate is notified of ~~his~~ the election provided that ~~he~~ they does not decline immediately. If the elected candidate declines to accept the position, the process of nomination and election shall be repeated at the earliest practical time.

**Section 6. Nomination and Selection of City Representatives to Non-LAFCO City Offices Which Are Not Vacant at Time Selection is Made**

A. Except in the case of an appointment to a City Office on LAFCO (which is governed by Rule 4), appointment of City Representatives by the City Selection Committee shall be made pursuant to this rule rather than Rule 5 if the position to which the appointment is to be made is not vacant at the time that the City Representative is nominated and selected.

B. Nominations shall be made, closed and opened in the manner provided in Rule 5B hereof.

C. Election for the position shall be held and such election shall take effect in the manner provided in Rule 5C hereof, provided however that if the position for which the election is held is not vacant at the time of the election, the term of office of the City Representative-Elect shall not commence until the term of office of the incumbent City Representative has expired or the position is otherwise vacated.

**Section 7. Voting**

The City Selection Committee shall vote on matters before it by voice vote. As to each motion made and duly seconded each member may vote "Aye" or "No" or may abstain from voting. The Chair shall declare whether the motion is carried or lost. Any motion made and duly seconded in the City Selection Committee shall be carried by a majority vote. A majority vote is a majority of the votes cast ignoring abstentions.

**Adopted 4/17/74 by Committee  
Amended 4/14/75 by Committee  
Amended 7/1/85 by Committee  
Amended 12/9/91 by Committee  
Amended 3/14/94 by Committee  
Amended 1/9/95 by Committee  
Amended 4/25/03 by Committee  
Amended 4/28/17 by Committee  
Amended 2/8/2021 by Committee  
Amended 1/13/2025 by Committee**



San Diego County  
**Air Pollution  
Control District**

November 19, 2024

Delivered by Electronic Mail

Andrew Potter, Clerk of the Board of Supervisors  
County of San Diego  
1600 Pacific Highway, Room 402  
San Diego, CA 92101  
[Andrew.Potter@sdcounty.ca.gov](mailto:Andrew.Potter@sdcounty.ca.gov)

SUBJECT: Request for Appointments by the City Selection Committee

Dear Mr. Potter:

The San Diego County Air Pollution Control District (SDAPCD) respectfully requests the City Selection Committee to make an appointment to fill 5 regular member seats for four-year terms that will expire on March 9, 2025.

The requested appointments would be selected as follows:

- Supervisorial District 1, city selection subcommittee: Chula Vista, Imperial Beach, National City, and San Diego;
- Supervisorial District 2, city selection subcommittee: El Cajon, Poway, San Diego, and Santee;
- Supervisorial District 3, city selection subcommittee: Carlsbad, Coronado, Del Mar, Encinitas, San Diego, and Solana Beach;
- Supervisorial District 4, city selection subcommittee: La Mesa, Lemon Grove, and San Diego;
- Supervisorial District 5, city selection subcommittee: Escondido, Oceanside, San Marcos, and Vista.

A city may not have more than two representatives selected in this process. As reflected in the list above, SDAPCD also requests the City Selection Committee to consider amendments to Rules related to the subcommittees that nominate members to the APCD Governing Board, ensuring they reflect current districting. See proposed amendments as Attachment A. For reference, I have attached the relevant portion of the implementing legislation for this request, AB 423 (2019, Gloria). See Attachment B.

The San Diego County Air Pollution Control District Governing Board meets bi-monthly on the second Thursday of the month at 2:00 p.m. The first Governing Board regular meeting of 2025 will take place on February 13, 2025.

I appreciate your attention to these items, should you have any questions, please contact me at 858-245-8249 or e-mail me at [Marvice.Mazyck@sdapcd.org](mailto:Marvice.Mazyck@sdapcd.org).

Respectfully,

A handwritten signature in black ink, appearing to read "Marvice Mazyck".

Marvice Mazyck  
Clerk of the SDAPCD Governing Board

**Attachment B**  
**CITY SELECTION COMMITTEE**  
**MEETING MARCH 10, 2025 (ITEM 4)**

**State of California**

**HEALTH AND SAFETY CODE**

**Section 40100.6**

---

40100.6. (a) The 11 members of the San Diego County Air Pollution Control District governing board shall be appointed as follows:

(1) (A) Two members representing the board of supervisors as appointed by a majority of the board of supervisors.

(B) One of the two members representing the board of supervisors pursuant to subparagraph (A) shall be the member of the board of supervisors who is currently serving as the San Diego County Air Pollution Control District's member on the state board, as required pursuant to paragraph (4) of subdivision (d) of Section 39510. That member of the board of supervisors shall continue to serve as one of the two members of the San Diego Air Pollution Control District pursuant to subparagraph (A) until that member is no longer the San Diego County Air Pollution Control District's member on the state board.

(2) The mayor or a city council member at large from the City of San Diego.

(3) (A) One city council member from each of the five supervisorial districts. Those five members shall be selected by city selection committees representing the cities of that supervisorial district.

(B) A city shall not have more than two members.

(4) Three public members shall be appointed by the members appointed pursuant to paragraphs (1) to (3), inclusive, at a public hearing. The public members shall be appointed according to the following:

(A) One public member shall be a physician or public health professional actively practicing within the boundaries of the San Diego County Air Pollution Control District. The member's speciality shall be in the health effects of air pollution on vulnerable populations.

(B) One public member shall be a person representing environmental justice interests and who works directly with communities within the boundaries of the San Diego County Air Pollution Control District that are most significantly burdened by, and vulnerable to, high levels of pollution, including communities with diverse racial and ethnic populations and communities with low-income populations. This member may be a resident of that community and have a demonstrated record of community leadership.

(C) One public member shall be a person with a scientific or technical background in air pollution, such as an environmental engineer, chemist, meteorologist, or air pollution specialist.

(b) All members shall be appointed on the basis of their demonstrated interest and proven ability in the field of air pollution control and their understanding of the needs

of the general public in connection with the air pollution problems of the San Diego Air Basin.

(c) All members shall reside within the boundaries of the San Diego County Air Pollution Control District.

(d) Each member of the San Diego County Air Pollution Control District shall serve a four-year term and until that member's successor is appointed.

(e) Each member of the San Diego County Air Pollution Control District governing board appointed pursuant to paragraph (4) of subdivision (a) shall receive compensation of one hundred dollars (\$100) for each day, or a portion thereof, but not to exceed one thousand dollars (\$1,000) per month, while attending meetings of the district governing board or any committee of the district governing board or, upon authorization of the district governing board, while on official business of the San Diego County Air Pollution Control District, and the actual and necessary expenses incurred in performing the member's official duties.

(f) (1) A vacancy on the San Diego County Air Pollution Control District governing board shall be filled by appointment in the same manner as the vacating member was appointed.

(2) A member of the San Diego County Air Pollution Control District governing board may be removed at any time in the same manner as the member was appointed.

(g) (1) The San Diego County Air Pollution Control District governing board shall consult with the United States Navy, the United States Marine Corps, and the United States Coast Guard on all permitting, rules, regulations, and planning issues that have the potential to impact the mission of the United States Navy, the United States Marine Corps, and the United States Coast Guard.

(2) The San Diego County Air Pollution Control District governing board shall designate one member appointed pursuant to paragraph (1) of subdivision (a) to serve as the liaison to the United States Navy, the United States Marine Corps, and the United States Coast Guard. The liaison shall report to the San Diego County Air Pollution Control District governing board as necessary to inform the governing board of any issues with the activities described in paragraph (1) and of any potential resolution to those issues.

(h) This section shall become operative on March 1, 2021.

(Added by Stats. 2019, Ch. 744, Sec. 6. (AB 423) Effective January 1, 2020. Operative March 1, 2021, by its own provisions.)

THIS PAGE INTENTIONALLY LEFT BLANK





**ROBERT RIVAS**  
SPEAKER OF THE ASSEMBLY

March 4, 2025

Terra Lawson-Remer, Interim Chair  
San Diego County Board of Supervisors  
1600 Pacific Highway, Room 335  
San Diego, CA 92101

Andrew Potter Executive Officer/Clerk of the Board of Supervisors  
City Selection Committee  
1600 Pacific Highway, Room 335  
San Diego, CA 92101

Dear Interim Chairwomen Lawson-Remer and Clerk Potter:

This letter is to request nominations by the San Diego County Board of Supervisors and the City Selection Committee for an appointment to the California Coastal Commission pursuant to Section 30301.2 of the Public Resources Code. This provision requires the Assembly Speaker to solicit nominations from your respective board and committee.

Please submit your list of nominees to the address listed below and to the following contact email within 45 days of receipt of this request, as required by statute:

Speaker of the Assembly's Appointments Unit  
Legislative Office Building  
1020 N Street, Room 367  
Sacramento, CA 95814  
Attn: Appointments Unit, Dolores Duran-Flores

If you have any questions concerning the nomination or selection process, please contact Dolores Duran-Flores with the Assembly Appointments Unit at (916) 319-3736 or [dolores.duranflores@asm.ca.gov](mailto:dolores.duranflores@asm.ca.gov). You can also contact Natalie Rojas at (916) 319-3627 or [nataie.rojas@asm.ca.gov](mailto:nataie.rojas@asm.ca.gov)

Sincerely,

A handwritten signature in black ink, consisting of a stylized 'R' followed by a horizontal line and an arrow pointing right, and another 'R' followed by a horizontal line and an arrow pointing right.

**Robert Rivas**  
Speaker of the Assembly

RR:ddf/nr



# AFFIDAVIT OF POSTING

STATE OF CALIFORNIA:

COUNTY OF SAN DIEGO:

I, Sabrina Holden, a Deputy Clerk of the Board of Supervisors, County of San Diego, California, do hereby declare that at the hour of **9:00 a.m. on March 5, 2025**, I posted a copy of the attached Updated Special Meeting Notice for the City Selection Committee of March 10, 2025 at the County Administration Center, 1600 Pacific Highway, San Diego, California 92101 on the Official Bulletin Board outside of the south entrance to the County Administration Center, and on the Official Bulletin Board outside the Board Chambers, Room 310, in locations freely accessible to the public.

I declare under penalty of perjury that the foregoing is true and correct.

Executed on **March 5, 2025** in the County of San Diego, State of California.

ANDREW POTTER

Clerk of the Board of Supervisors

By 

Sabrina Holden, Deputy Clerk

**CITY SELECTION COMMITTEE  
MINUTES  
SPECIAL MEETING, JANUARY 13, 2025, 11:00 AM  
Four Points Sheraton Hotel  
8110 Aero Drive  
San Diego, CA 92123**

The Special Meeting of the City Selection Committee was called to order at 11:02 a.m.

**1. CALL TO ORDER**

**CITIES PRESENT:**

Carlsbad	Council Member Teresa Acosta (for Mayor Keith Blackburn)
Chula Vista	Mayor John McCann
Coronado	Mayor John Duncan
Del Mar	Mayor Terry Gaasterland
El Cajon	Mayor Bill Wells
Encinitas	Mayor Bruce Ehlers
Escondido	Mayor Dane White
Imperial Beach	Mayor Paloma Aguirre
La Mesa	Mayor Mark Arapostathis
Lemon Grove	Mayor Alysson Snow
National City	Mayor Ron Morrison
Oceanside	Mayor Esther Sanchez, Vice Chair
Poway	Mayor Steve Vaus
San Diego	Mayor Todd Gloria
San Marcos	Mayor Rebecca Jones
Santee	Mayor John Minto, Chair
Solana Beach	Mayor Lesa Heebner
Vista	Mayor John Franklin

**CITIES ABSENT:** None

**2. Selection of Chair and Vice Chair**

ON MOTION of Chula Vista Mayor McCann, seconded by Solana Beach Mayor Heebner, the Committee selected Santee Mayor John Minto as Chair and Oceanside Mayor Esther Sanchez as Vice Chair.

**AYES:**

Carlsbad	Council Member Acosta (for Mayor Keith Blackburn)
Chula Vista	Mayor McCann
Coronado	Mayor Duncan
Del Mar	Mayor Gaasterland
El Cajon	Mayor Wells
Encinitas	Mayor Ehlers
Escondido	Mayor White

**CITY SELECTION COMMITTEE MINUTES  
SPECIAL MEETING, JANUARY 13, 2025**

Imperial Beach	Mayor Aguirre
La Mesa	Mayor Arapostathis
Lemon Grove	Mayor Snow
National City	Mayor Morrison
Oceanside	Mayor Sanchez
Poway	Mayor Vaus
San Diego	Mayor Gloria
San Marcos	Mayor Jones
Santee	Mayor Minto
Solana Beach	Mayor Heebner
Vista	Mayor Franklin

PUBLIC SPEAKERS: None

**3. Approval of Statement of Proceedings/Minutes for the Special Meeting of February 22, 2023**

**ACTION:**

ON MOTION of Chula Vista Mayor McCann, seconded by Oceanside Mayor Sanchez, the City Selection Committee approved the Statement of Proceedings/Minutes for the meeting of February 22, 2023.

**AYES:**

Carlsbad	Council Member Acosta (for Mayor Keith Blackburn)
Chula Vista	Mayor McCann
Coronado	Mayor Duncan
Del Mar	Mayor Gaasterland
El Cajon	Mayor Wells
Encinitas	Mayor Ehlers
Escondido	Mayor White
Imperial Beach	Mayor Aguirre
La Mesa	Mayor Arapostathis
Lemon Grove	Mayor Snow
National City	Mayor Morrison
Oceanside	Mayor Sanchez
Poway	Mayor Vaus
San Diego	Mayor Gloria
San Marcos	Mayor Jones
Santee	Mayor Minto
Solana Beach	Mayor Heebner
Vista	Mayor Franklin

PUBLIC SPEAKERS: None

**CITY SELECTION COMMITTEE MINUTES  
SPECIAL MEETING, JANUARY 13, 2025**

**4. Proposed Changes to Rules and Regulations of the City Selection Committee to Amend the Subcommittees that Nominate Members to the APCD Governing Board**

**ACTION:**

ON MOTION of Oceanside Mayor Sanchez, seconded by San Marcos Mayor Jones, the City Selection Committee approved the changes to the Rules and Regulations of the City Selection Committee to Amend the Subcommittees that Nominate Members to the APCD Governing Board.

**AYES:**

Carlsbad	Council Member Acosta (for Mayor Keith Blackburn)
Chula Vista	Mayor McCann
Coronado	Mayor Duncan
Del Mar	Mayor Gaasterland
El Cajon	Mayor Wells
Encinitas	Mayor Ehlers
Escondido	Mayor White
Imperial Beach	Mayor Aguirre
La Mesa	Mayor Arapostathis
Lemon Grove	Mayor Snow
National City	Mayor Morrison
Oceanside	Mayor Sanchez
Poway	Mayor Vaus
San Diego	Mayor Gloria
San Marcos	Mayor Jones
Santee	Mayor Minto
Solana Beach	Mayor Heebner
Vista	Mayor Franklin

PUBLIC SPEAKERS: None

**5. Appointment of City Council Members from Each of the Five Supervisorial Districts to the Air Pollution Control District (APCD) Governing Board**

**PUBLIC SPEAKERS:**

- Aimee Faucett
- Jack Monger
- Justine Murray
- Paula Forbis
- Nicholas Paúl

***DISTRICT 1 APPOINTMENT:***

**ACTION 5.1:**

Imperial Beach Mayor Aguirre nominated National City Council Member Marcus Bush, seconded by National City Mayor Morrison, to represent District 1 that includes the cities of Chula Vista, Imperial Beach, National City, and San Diego.

**CITY SELECTION COMMITTEE MINUTES  
SPECIAL MEETING, JANUARY 13, 2025**

The District 1 Subcommittee voted to appoint National City Council Member Marcus Bush to the Air Pollution Control District Governing Board, representing Supervisorial District 1.

**DISTRICT 1 SUBCOMMITTEE AYES:**

Chula Vista	Mayor McCann
Imperial Beach	Mayor Aguirre
National City	Mayor Morrison
San Diego	Mayor Gloria

With a majority of the Subcommittee members present, National City Council Member Marcus Bush received a majority of the votes cast and was appointed to represent District 1 on the Air Pollution Control District Governing Board.

***DISTRICT 2 APPOINTMENT:***

**ACTION 5.2:**

Santee Mayor Minto nominated Santee Council Member Laura Koval, seconded by El Cajon Mayor Wells, to represent District 2 that includes the cities El Cajon, Poway, San Diego and Santee.

The District 2 Subcommittee voted to appoint Santee City Council Member Laura Koval to the Air Pollution Control District Governing Board, representing Supervisorial District 2.

**DISTRICT 2 SUBCOMMITTEE AYES:**

El Cajon	Mayor Wells
Poway	Mayor Vaus
San Diego	Mayor Gloria
Santee	Mayor Minto

With a majority of the Subcommittee members present, Santee Council Member Laura Koval received a majority of the votes cast and was appointed to represent District 2 on the Air Pollution Control District Governing Board.

***DISTRICT 3 APPOINTMENT:***

**ACTION 5.3:**

There were two nominations to represent District 3 that includes the cities of Carlsbad, Coronado, Del Mar, Encinitas, San Diego, and Solana Beach:

- Carlsbad Council Member Teresa Acosta was nominated by Solana Beach Mayor Heebner, seconded by San Diego Mayor Gloria
- Coronado Mayor Duncan was nominated by Encinitas Mayor Ehlers, seconded by Del Mar Mayor Gaasterland

The District 3 Subcommittee voted for the nominations to the Air Pollution Control District Governing Board, representing Supervisorial District 3, as follows:

**CITY SELECTION COMMITTEE MINUTES  
SPECIAL MEETING, JANUARY 13, 2025**

**DISTRICT 3 SUBCOMMITTEE VOTES:**

Carlsbad	Council Member Acosta voted for Carlsbad Council Member Acosta
Coronado	Mayor Duncan voted for Coronado Mayor Duncan
Del Mar	Mayor Gaasterland voted for Coronado Mayor Duncan
Encinitas	Mayor Ehlers voted for Coronado Mayor Duncan
San Diego	Mayor Gloria voted for Carlsbad Council Member Acosta
Solana Beach	Mayor Heebner voted for Carlsbad Council Member Acosta

With three votes for Carlsbad Council Member Acosta and three votes for Coronado Mayor Duncan, the motion failed due to a tie vote.

**ACTION 5.4:**

The District 3 Subcommittee voted a second time for the nominations to the Air Pollution Control District Governing Board, representing Supervisorial District 3, as follows:

**DISTRICT 3 SUBCOMMITTEE VOTES:**

Carlsbad	Council Member Acosta voted for Carlsbad Council Member Acosta
Coronado	Mayor Duncan voted for Coronado Mayor Duncan
Del Mar	Mayor Gaasterland voted for Coronado Mayor Duncan
Encinitas	Mayor Ehlers voted for Coronado Mayor Duncan
San Diego	Mayor Gloria voted for Carlsbad Council Member Acosta
Solana Beach	Mayor Heebner voted for Carlsbad Council Member Acosta

With three votes for Carlsbad Council Member Acosta and three votes for Coronado Mayor Duncan, the motion failed due to a tie vote.

**ACTION 5.5:**

A motion was made by Vista Mayor Franklin, seconded by Escondido Mayor White to waive the City Selection Committee Rules and Regulations to allow the Chair to cast a vote to break the tie, in accordance with Robert's Rules of Order.

Chair Minto ruled this motion out of order because the Committee's Rules and Regulations do not give authority for the Chair to cast tie votes.

**ACTION 5.6:**

A motion was made by Vista Mayor Franklin, seconded by Del Mar Mayor Gaasterland, to overrule the Chair's decision.

The Chair called the vote by voice. The motion failed with a majority voicing opposition to the motion.

The appointment to represent District 3 on the Air Pollution Control District Governing Board was continued to the next meeting of the City Selection Committee.

**CITY SELECTION COMMITTEE MINUTES  
SPECIAL MEETING, JANUARY 13, 2025**

***DISTRICT 4 APPOINTMENT:***

**ACTION 5.7:**

San Diego Mayor Gloria nominated San Diego City Council Member Dr. Jen Campbell, seconded by La Mesa Mayor Arapostathis, to represent District 4 that includes the cities of La Mesa, Lemon Grove, and San Diego.

The District 4 Subcommittee voted to appoint San Diego City Council Member Dr. Jen Campbell to the Air Pollution Control District Governing Board, representing Supervisorial District 4.

**DISTRICT 4 SUBCOMMITTEE AYES:**

La Mesa	Mayor Arapostathis
Lemon Grove	Mayor Snow
San Diego	Mayor Gloria

With a majority of the Subcommittee members present, San Diego City Council Member Dr. Jen Campbell received a majority of the votes cast and was appointed to represent District 4 on the Air Pollution Control District Governing Board.

***DISTRICT 5 APPOINTMENT:***

**ACTION 5.8:**

There were two nominations to represent District 5 that includes the cities of Escondido, Oceanside, San Marcos, and Vista:

- Escondido Council Member Judy Fitzgerald was nominated by San Marcos Mayor Jones, seconded by Vista Mayor Franklin
- Oceanside Mayor Sanchez nominated herself

The District 5 Subcommittee voted for the nominations to the Air Pollution Control District Governing Board, representing Supervisorial District 5, as follows:

**DISTRICT 5 SUBCOMMITTEE AYES:**

Escondido	Mayor White voted for Escondido Council Member Fitzgerald
Oceanside	Mayor Sanchez voted for Oceanside Mayor Sanchez
San Marcos	Mayor Jones voted for Escondido Council Member Fitzgerald
Vista	Mayor Franklin voted for Escondido Council Member Fitzgerald

With a majority of the Subcommittee members present, Escondido Council Member Judy Fitzgerald received a majority of the votes cast and was appointed to represent District 5 on the Air Pollution Control District Governing Board.

**CITY SELECTION COMMITTEE MINUTES  
SPECIAL MEETING, JANUARY 13, 2025**

- 6. Appointment of Regular Member from the East County Subregion to the Local Agency Formation Commission (LAFCO) for a new term to begin May 5, 2025 and expire May 4, 2029**
- 7. Appointment of Alternate Member from the South County Subregion to the Local Agency Formation Commission (LAFCO) to fill a new two-year term to expire May 4, 2027**

Items 6 and 7 were heard concurrently.

**ACTION:**

There were two nominations for the Regular Member from the East County Subregion to the Local Agency Formation Commission (LAFCO) for a new term to begin May 5, 2025 and expire May 4, 2029:

- o Escondido Mayor Dane White was nominated by Santee Mayor Minto, seconded by San Marcos Mayor Jones
- o Lemon Grove Council Member Jennifer Mendoza was nominated by Lemon Grove Mayor Snow, seconded by Solana Beach Mayor Heebner

Carlsbad	Council Member Acosta (for Mayor Keith Blackburn) voted for Lemon Grove Council Member Mendoza
Chula Vista	Mayor McCann voted for Escondido Mayor Dane White
Coronado	Mayor Duncan voted for Escondido Mayor Dane White
Del Mar	Mayor Gaasterland voted for Escondido Mayor Dane White
El Cajon	Mayor Wells voted for Escondido Mayor Dane White
Encinitas	Mayor Ehlers voted for Escondido Mayor Dane White
Imperial Beach	Mayor Aguirre voted for Lemon Grove Council Member Mendoza
La Mesa	Mayor Arapostathis voted for Escondido Mayor Dane White
Lemon Grove	Mayor Snow voted for Lemon Grove Council Member Mendoza
National City	Mayor Morrison voted for Escondido Mayor Dane White
Oceanside	Mayor Sanchez voted for Escondido Mayor Dane White
Poway	Mayor Vaus voted for Escondido Mayor Dane White
San Diego	Mayor Gloria voted for Lemon Grove Council Member Mendoza
San Marcos	Mayor Jones voted for Escondido Mayor Dane White
Santee	Mayor Minto voted for Escondido Mayor Dane White
Solana Beach	Mayor Heebner voted for Lemon Grove Council Member Mendoza
Vista	Mayor Franklin voted for Escondido Mayor Dane White

**ABSTAIN:**

Escondido Mayor White

With a majority of the Committee members present, the City Selection Committee waived Section 4. D. 1. of the Rules and Regulations of the City Selection Committee of the County of San Diego to appoint Escondido Mayor Dane White who received a majority of the votes cast and was appointed as a Regular Member to the Local Agency Formation Commission (LAFCO) for a new term to begin May 5, 2025 and expire May 4, 2029.



**CITY SELECTION COMMITTEE MINUTES  
SPECIAL MEETING, JANUARY 13, 2025**

**ACTION:**

ON MOTION of Coronado Mayor Duncan, seconded by National City Mayor Morrison, the City Selection Committee appointed Chula Vista Mayor John McCann as the Alternate member from South County Subregion to the Local Agency Formation Commission (LAFCO) to fill a new two-year term to expire May 4, 2027.

**AYES:**

Carlsbad	Council Member Acosta (for Mayor Keith Blackburn)
Chula Vista	Mayor McCann
Coronado	Mayor Duncan
Del Mar	Mayor Gaasterland
El Cajon	Mayor Wells
Encinitas	Mayor Ehlers
Escondido	Mayor White
Imperial Beach	Mayor Aguirre
La Mesa	Mayor Arapostathis
Lemon Grove	Mayor Snow
National City	Mayor Morrison
Oceanside	Mayor Sanchez
Poway	Mayor Vaus
San Diego	Mayor Gloria
San Marcos	Mayor Jones
Santee	Mayor Minto
Solana Beach	Mayor Heebner
Vista	Mayor Franklin

PUBLIC SPEAKERS: None

The Committee adjourned the meeting at 12:01 p.m.

Respectfully submitted,



ANDREW POTTER  
Secretary of the City Selection Committee

cc: Communications Received

APPROVED: March 10, 2025

## Zurita, Teresa

---

**From:** Nicholas Paul <NicholasP@environmentalhealth.org>  
**Sent:** Tuesday, March 4, 2025 5:07 PM  
**To:** Zurita, Teresa; Potter, Andrew  
**Cc:** Kyle Heiskala; Franco Garcia; Amy Castaneda; Jminto@cityofsanteeca.gov; esanchez@oceansideca.org  
**Subject:** [External] Opposition Letter to Proposed Changes to the Rules and Regulations of the City Selection Committee  
**Attachments:** Letter on City Selection Committee (Agenda Item 3)-1.pdf

Good afternoon City Selection Committee Clerk,

My name is Nicholas Paul, I am an Air Quality Policy Advocate with the Environmental Health Coalition. I'd like to submit this letter to oppose the proposed framework for a tiebreaking procedure by the entire City Selection Committee. As detailed in the letter, the listed non-profit organizations believe that the proposed framework is antithetical to environmental justice and the spirit of AB 423. Our proposed framework will enable a subcommittees most populated City to have tiebreaking authority. This framework ensures that communities who are most impacted by air quality regulations by SDAPCD have the ability to determine the representative for the district in the event of a tie, and preserves the self determination of subcommittees without external city influence.

Please let us know if there are any questions regarding the letter.

Kindly,

### **NICHOLAS PAÚL · AIR QUALITY ADVOCATE (HE/HIM/HIS)**

[Environmental Health Coalition](#) | *Environmental Health & Justice Campaign*

2727 Hoover Avenue, Suite 202, National City, CA 91950

Office (619) 474 0220 x 141 | Cell (619) 373-5727

[EHC WEB](#) | [EHC TWITTER](#) | [EHC FACEBOOK](#)

EMPOWERING PEOPLE · ORGANIZING COMMUNITIES · ACHIEVING JUSTICE



March 10, 2025

Clerk of the Board of Supervisors  
1600 Pacific Highway,  
San Diego, CA, 91950

Cc;

[Andrew.Potter@sdcounty.ca.gov](mailto:Andrew.Potter@sdcounty.ca.gov)

[Teresa.Zurita@sdcounty.ca.gov](mailto:Teresa.Zurita@sdcounty.ca.gov)

[Jminto@cityofsanteecca.gov](mailto:Jminto@cityofsanteecca.gov)

[Esanchez@oceansideca.org](mailto:Esanchez@oceansideca.org)

Re: Proposal for City Selection Committee Tie Breaking Procedure

Dear City Selection Committee Clerk and voting members,

On behalf of the organizations signed onto this letter, the Environmental Health Coalition (EHC) urges you to reject the proposed tiebreaker procedure in Section 5C and adopt the following courses of action.

- 1) In the event of an impasse vote, representative seats **should not** be filled by the entire membership of the City Selection Committee.
- 2) **In the event of an impasse, a procedure should be adopted to allow the most populated city representative within the City Selection Committee subcommittee specified in Section 4.5(B) to be the tie breaking vote.**

After two rounds of voting at the January 13<sup>th</sup> 2025 City Selection Committee meeting, City Selection subcommittee members were unable to come to an agreement on the representative for the District 3 supervisorial seat on the San Diego Air Pollution Control Districts Governing Board. Because the process is not specified in the rules and regulations that describes what would happen in the event of a tie, we urge the County's City Selection Committee to take these actions to ensure that the appointment to the Air Pollution Control District's Governing Board be done in the most thoughtful and equitable way possible.

- 1) **In the event of an impasse vote, the City Selection Committee should not allow non district 3 representatives to dictate its supervisorial districts APCD leaders.**

In the event of an impasse to appoint the next District 3 representative on SDAPCD, the City Selection Committee should not resolve an impasse by a vote of the entire body. Doing so will violate one of the key principles of Environmental Justice – which calls for the self determination of communities. <sup>1</sup>

District 3 should be able to dictate the representative for their region on the Air Pollution Control District – free from the political, cultural and social influences of communities in different parts of the County. The Mayors of National City and Imperial Beach should not decide who represents Escondido or San Marcos on APCD, and we fear that allowing a tie breaking vote by the entire City Selection Committee will set a dangerous precedent allowing this exact scenario to happen.

---

<sup>1</sup> <https://www.cinet.org/cj/principles.pdf>

In 2013, the Barrio Logan Community Plan Update was referendized – permitting City of San Diego Residents from communities like La Jolla and San Ysidro to vote on the Community Plan of Barrio Logan. Ultimately, the 2013 measure to create a buffer between polluting industry and residents failed at the ballot box.<sup>2</sup> This is an example of how regional voting schemes have negative consequences resulting in delayed progress on issues of localized importance.

Representation on the APCD Governing Board is representation of impacted populations by their local representatives. The cities of Del Mar, Carlsbad, Encinitas, Solana Beach, Coronado and San Diego deserve the right to self-select their Air District representative – like every other supervisorial district in the county has. Having Mayors across the County, decide the representation of a district they have no responsibility to, goes against the spirit and intent of AB 423 by effectively removing the agency of the District to decide their own Representative.

- 2) **The City Selection Committee should adopt a procedure in the event of a subcommittee impasse, to allow the most populated city representative within the city selection subcommittee specified in Section 4.5(B) to cast a tie breaking vote.**

In District 3 there are 6 cities represented in city selection subcommittee – Carlsbad, Encinitas, Del Mar, Coronado, Solana Beach and City of San Diego<sup>3</sup> <sup>4</sup>. In an attempt to promote the most equitable outcome, we propose that the most populated city within each supervisorial district have tiebreaking authority in the event of a stalemate tie between subcommittee members. This framework will allow the City representatives from communities that would be impacted the most from air regulations and policies passed by the Air District to have a weighed say on the districts leadership.

Based on the current supervisorial district configurations there are 4 district subcommittees where a possible impasse vote can occur – District 1 (where there are 4 cities), District 2 (where there are 4 cities), District 3 (where there are 6 cities) and District 5 (where there are 4 cities). EHC’s analysis reveals that the city of San Diego’s representative - barring dramatic shifts in population concentrations - will have the tiebreaking authority under this framework for Districts 2 and 3. For District 1, the City of Chula Vistas subcommittee representative will have tiebreaking power in the event of an impasse, and for District 5 the city of Oceanside's subcommittee representative will have tie breaking authority.

District 1 Subcommittee Membership and Population Summary	
Chula Vista	274,333 <sup>5</sup>
National City	55,236 <sup>6</sup>
Imperial Beach	25,458 <sup>7</sup>
City of San Diego <sup>8</sup>	~121,000

<sup>2</sup> [https://ballotpedia.org/City\\_of\\_San\\_Diego\\_Barrio\\_Logan\\_Community\\_Plan\\_Update\\_Referendums\\_Measure\\_B\\_%26\\_Measure\\_C\\_\(June\\_2014\)](https://ballotpedia.org/City_of_San_Diego_Barrio_Logan_Community_Plan_Update_Referendums_Measure_B_%26_Measure_C_(June_2014))

<sup>3</sup> The communities from the City of San Diego that are within the boundaries of the District 3 Supervisorial District include; La Jolla, Little Italy, Midway, Mira Mesa, Mission Beach, Ocean Beach, Pacific Highlands, Point Loma, Rancho Penasquitos, Sorrento Valley, Torrey Highlands, Pacific Beach, University City, and Carmel Valley

<sup>4</sup> <https://www.supervisorterritorialawsonreimer.com/content/d3/us/en/about/about-district-3.html>

<sup>5</sup> <https://www.census.gov/quickfacts/fact/table/chulavistacitycalifornia/PST045224>

<sup>6</sup> <https://www.census.gov/quickfacts/fact/table/nationalcitycitycalifornia/PST045224>

<sup>7</sup> <https://www.census.gov/quickfacts/fact/table/imperialbeachcitycalifornia/PST045224>

<sup>8</sup> San Diego Communities total population = ~121,000. Communities in D1 within the city of san diego are as follows; San Ysidro (16,752)<sup>9</sup>, Otay Mesa, Barrio Logan (2400)<sup>5</sup>, Logan Heights (13,725)<sup>6</sup>, East Village (16088)<sup>7</sup>, Golden Hill (9081)<sup>8</sup>, Grant Hill (3939)<sup>9</sup>, Lincoln Park (9484)<sup>10</sup>, Memorial, Mount Hope (5,184)<sup>11</sup>, Mountain View (15,326)<sup>12</sup>, Nestor (16,636)<sup>13</sup>, Sherman Heights (2787)<sup>14</sup>, Southcrest (6084)<sup>15</sup>, Stockton (3322)<sup>16</sup>

District 2 Subcommittee Membership and Population Summary	
City of San Diego <sup>9</sup>	Greater than 183,523
El Cajon	102,337 <sup>10</sup>
Santee	60,037 <sup>11</sup>
Poway	48,058 <sup>12</sup>

District 3 Subcommittee Membership and Population Summary	
City of San Diego <sup>13</sup>	328,713
Carlsbad	113,018 <sup>14</sup>
Encinitas	61,942 <sup>15</sup>
Coronado	18,532 <sup>16</sup>
Solana Beach	12,946 <sup>17</sup>
Del Mar	3,841 <sup>18</sup>

District 5 Subcommittee Membership and Population Summary	
Oceanside	170,020 <sup>19</sup>
Vista	98,344 <sup>20</sup>
San Marcos	94,188 <sup>21</sup>
Escondido	148,122 <sup>22</sup>

We appreciate the opportunity to engage on this important matter and hope that our suggestions are taken into consideration.

Kindly,

Environmental Health Coalition

Climate Action Campaign

<sup>9</sup> Communities counted include; Allied Gardens (11,909)<sup>4</sup>, Carmel Mountain Ranch, Del Cerro (7,164)<sup>5</sup>, Grantville, Kearny Mesa (3,171)<sup>6</sup>, MCAS Miramar, Miramar Ranch, Rancho Bernardo (45,000)<sup>7</sup>, Sabre Springs (10,000)<sup>8</sup>, San Carlos (14,383)<sup>9</sup>, San Pasqual Valley, Scripps Ranch (18,013)<sup>10</sup>, Serra Mesa (36,883)<sup>11</sup>, Stonebridge, Tierrasanta (37,000)<sup>12</sup>

<sup>10</sup> <https://www.elcajon.gov/discover-el-cajon/about/demographics>

<sup>11</sup> <https://www.cityofsantee.ca.gov/business/economic-development/population-demographics>

<sup>12</sup> <https://www.census.gov/quickfacts/fact/table/powaycitycalifornia/PST045223>

<sup>13</sup> Communities counted in City of San Diego totals; La Jolla - 27,856 people<sup>1</sup>, Mira Mesa - 61,921<sup>2</sup>, Mission Beach - 4055<sup>3</sup>, Ocean Beach - 10,964<sup>4</sup>, Pacific Beach - 47,000<sup>5</sup>, Carmel Valley - 39,000<sup>6</sup>, University City - 56,000<sup>7</sup>, Pacific Highlands - 5000<sup>8</sup>, Rancho Penasquitos - 44,291<sup>9</sup>, Sorrento Valley - 4,150<sup>10</sup>, Torrey Highlands - 8715<sup>11</sup>, Point Loma - 6,283<sup>12</sup>, Midway - 11,643<sup>13</sup>, Little Italy - 1835<sup>14</sup>

<sup>14</sup> <https://worldpopulationreview.com/us-cities/california/carlsbad>

<sup>15</sup> <https://www.point2homes.com/US/Neighborhood/CA/Encinitas-Demographics.html>

<sup>16</sup> <https://worldpopulationreview.com/us-cities/california/coronado>

<sup>17</sup> <https://www.point2homes.com/US/Neighborhood/CA/Solana-Beach-Demographics.html>

<sup>18</sup> <https://worldpopulationreview.com/us-cities/california/del-mar>

<sup>19</sup> <https://www.census.gov/quickfacts/fact/table/oceansidecitycalifornia/PST045223>

<sup>20</sup> <https://www.census.gov/quickfacts/fact/table/vistacitycalifornia/PST045223>

<sup>21</sup> <https://www.census.gov/quickfacts/fact/table/sanmarcoscitycalifornia/PST045223>

<sup>22</sup> <https://www.census.gov/quickfacts/fact/table/escondidocitycalifornia/PST045223>

**Meeting Date: March 10, 2025**  
**Agenda Item No. 4**  
**Batch No. 01**

**From:** Mary Yang  
**Sent:** Thursday, March 6, 2025 5:41 PM  
**To:** publiccomment@sdcounty.ca.gov  
**Subject:** City Selection Committee Written Comment Item #4

Dear Mayors of County Supervisorial District 3,

My name is Mary Yang and I am a resident of Solana Beach, CA. I'd like to submit this letter of support for councilmember Teresa Acosta of Carlsbad as the District 3 representative for the San Diego County Air Pollution Control District (SDAPCD) Board.

Your number one criteria for the APCD Board Member Selection is that "...members shall be appointed on the basis of their demonstrated interest and proven ability in the field of air pollution control and their understanding of the needs of the general public in connection with the air pollution problems of the San Diego Air Basin."

Council member Acosta more than meets this criteria. She has dedicated her life and career to creating positive community change, championing sustainability, safety, and affordability in a variety of leadership roles in Carlsbad, the region and the state. As an air quality consultant to governing board members in the South Coast Air Pollution Control District, she already has critical prior experience in air quality control. In addition to volunteering for several not-for-profit organizations with similar missions as that of the SDAPCD, to "Improve Air Quality to Protect Public Health and the Environment", she has also served as representative of the City of Carlsbad at organizations such as: League of California Cities Environmental Quality Committee, Clean Energy Alliance, Carlsbad Chamber of Commerce, Encina Wastewater Authority, North County Transit District. Her knowledge, experience, and commitment, makes her the most highly qualified candidate to serve on the air pollution control district board.

I respectfully request that you support Carlsbad Councilmember Teresa Acosta as the County District 3 representative on the San Diego Air Pollution Control District Governing Board. Thank you.

Sincerely,  
Mary Yang

---

Mary M. Yang, Ph.D.  
Solana Beach, CA 92075



# SIERRA CLUB

## SAN DIEGO CHAPTER

March 7, 2025

Re: Air Pollution Control Board Appointment

Dear City Selection Committee,

On behalf of the Sierra Club San Diego Chapter, we urge the city selection subcommittee for District 3 to support the appointment of Teresa Acosta of Carlsbad to the Air Pollution Control District, Supervisorial District 3 seat.

The Air Pollution Control District's criteria for member selection clearly state "All members shall be appointed on the basis of their demonstrated interest and proven ability in the field of air pollution control and their understanding of the needs of the general public in connection with the air pollution problems of the San Diego Air Basin." Teresa Acosta meets this criteria perfectly. As a consultant to the South Coast Air Quality Management District, Teresa has firsthand knowledge of the successes and challenges that face our Air Pollution regulatory body. This gives her a unique perspective and knowledge to hit the ground running and deliver results for our region. Teresa has also represented the city of Carlsbad at several regional organizations: League of California Cities Environmental Quality Committee and San Diego County Water Authority Board of Directors. Her experience combined with her commitment to improving air quality and preserving the environment make her an excellent fit for the SDAPCD.

The Air Pollution Control District is critical to our region's efforts to continue to build healthier, safer communities. We are currently facing unprecedented challenges with air quality in the region. San Diego county continues to attract new warehouse projects from Oceanside to Otay Mesa that emit large amounts of pollution. We need an air quality champion selected to fight for our communities, fight for clean air, and bring results to the region.

Thank you for your consideration,

Lisa Ross  
San Diego Sierra Club  
Chapter Chair

Sally Prendergast  
San Diego Sierra Club  
North County Coastal Group Chair

**From:** [Ron Askeland](#)  
**To:** [EGG, Public Comment](#)  
**Subject:** [External] City Selection Committee Written Comment Item #4  
**Date:** Friday, March 7, 2025 4:38:30 PM  
**Attachments:** [PastedGraphic-2.png](#)  
[PastedGraphic-3.png](#)

---



March 7, 2025

Re: Air Pollution Control Board Appointment

Dear City Selection Committee,

As a 40 year resident of District 3 and coleader of SD-SEQUEL (San Diegans for Sustainable, Equitable, & Quiet Equipment in Landscaping), I respectfully request that you support Carlsbad Councilmember Teresa Acosta as the County District 3 representative on the San Diego Air Pollution Control District (SDAPCD) Governing Board.

As an Air Quality Consultant to the Governing Board at South Coast Air Pollution Control District, Teresa has gained firsthand knowledge of air pollution control and understanding the needs of the public. Councilmember Teresa Acosta has represented Carlsbad at the League of California Cities Environmental Quality Committee, the Clean Energy Alliance, the Carlsbad Chamber of Commerce and the Encina Wastewater Authority.

The SDAPCD plays a critical role in protecting the health of San Diego County residents. Councilmember Acosta's experience and commitment make her an excellent fit for SDAPCD Governing Board.

Thank you for your consideration,



Dr. Ronald Askeland  
CoLeader SD-SEQUEL



**From:** [Ann Feeney](#)  
**To:** [EGG, Public Comment](#)  
**Subject:** [External] City Selection Committee written comment item #4  
**Date:** Friday, March 7, 2025 5:24:22 PM

---

I am writing in strong support for Teresa Acosta to be appointed as the District 3 representative to San Diego's Air Pollution Control District (APCD). Teresa is highly qualified for this appointment. She served as an air quality consultant to the South Coast Air Quality Management District so she is already highly knowledgeable about these issues. She is on Carlsbad City Council and she has much experience in inter-governmental collaboration. She was on the Board of Directors of the League of California Cities and of the San Diego County Water Authority, as well as representing Carlsbad on Clean Energy Alliance and North County Transit District. She is a strong environmentalist and has demonstrated her expertise in this arena. The APCD plays a critical role in managing the air quality in the San Diego region. This is especially important when the federal government is weakening and dismantling the EPA. Clear air is so important for all of us. The other candidate does not have the any of the experience that Teresa Acosta does, and so the choice should be to select the candidate with the most relevant experience. That is clearly Teresa Acosta.

Sincerely,  
Ann Feeney

**From:** [David Robertson](#)  
**To:** [EGG, Public Comment](#)  
**Subject:** [External] City Selection Committee Written Comment Item #4  
**Date:** Thursday, March 6, 2025 6:56:03 PM

---

I am writing to encourage City Selection Committee members to vote for Carlsbad Councilmember Teresa Acosta for the open Dist 3 slot on the Air Pollution Control District Governing Board. Councilmember Acosta is qualified to serve in this because she is a clean air advocate with experience.

She has experience as an Air Quality Consultant to the Governing Board at South Coast Air Pollution Control District and has served as the Carlsbad representative to the League of California Cities Environmental Quality Committee, Clean Energy Alliance, and Encina Wastewater Authority.

Thank you for your consideration.

Dave Robertson  
San Diego



**ANDREW POTTER, CCB**  
EXECUTIVE OFFICER/CLERK

**CLERK OF THE BOARD OF SUPERVISORS**  
1600 PACIFIC HIGHWAY, ROOM 402, SAN DIEGO, CALIFORNIA 92101-2422  
(619) 531-5601

**RYAN SHARP**  
ASSISTANT CLERK

**ANN MOORE**  
CHIEF DEPUTY CLERK

March 24, 2025

Victor Avina

RE: Contact Information Update (Lobbyist #1142)

The Clerk of the Board of Supervisors has received your request to update your client list. The following amendments to your client list are now on file with your registration:

- AT&T
- BioMed Realty
- Carlsbad Jet Center
- San Luis Rey Training Center
- InSite
- San Ysidro Health

Copies of the received notices with our receipt date stamp are enclosed. If you have any questions, please contact us at (619) 531-5601.

Sincerely,

*Jocelyn N. Porter*

Jocelyn Porter  
Senior Board Assistant, Clerk of the Board of Supervisors

JP:lw

Cc: Communications Received (CR)



**COUNTY OF SAN DIEGO  
LEGISLATIVE ADVOCATE  
INDIVIDUAL REGISTRATION**

For COB Use Only

REG. NO. 1142

COB CLERK OF THE BOARD  
2025 MAR 24 AM 11:50

Please Check the Appropriate Box:

- Initial Registration
- Amendment to Initial Registration
- Termination to Initial Registration

1. **Victor Avina**

Name of Registrant (Please print or type name of individual) \_\_\_\_\_ Phone (Include Area Code) \_\_\_\_\_

Street Address \_\_\_\_\_ City \_\_\_\_\_ State \_\_\_\_\_ Zip Code \_\_\_\_\_

Email Address \_\_\_\_\_

2. List names of person(s), firm(s), corporation(s) or organization(s) represented by the Registrant. Attach additional sheet(s) if necessary. Any person, corporation, firm or organization represented by a legislative advocate must file a written statement disclosing individual expenditures of more than \$25.00, or an aggregate total of more than \$100.00 to an individual County officer or employee described in the County Code on a quarterly basis. (Section 23.106)

NAME OF FIRM, CORP. OR ORGANIZATION REPRESENTED	ADDRESS	PHONE NO.
AT&T		
BioMed Realty		
Carlsbad Jet Center		
San Luis Rey Training Center		
InSite		

3. List name(s) of the elective county offices that the registrant will attempt to influence. If the registrant will attempt to influence any member of the Board of Supervisors, the list shall include the "Board of Supervisors." Attach additional sheet(s) if necessary. Elected officeholders (and candidates for elective office) may not accept campaign contributions from any registered legislative advocate whose registration form names the elective office of that officeholder (or the office to which the candidate is seeking election). Refer to next page for the complete list of County Offices as listed on San Diego County Code of Regulatory Ordinance.

NAME OF COUNTY OFFICE(S)	NAME OF COUNTY OFFICE(S)
All Possible County Offices	

I certify under penalty of perjury that the foregoing statements are true and correct. Refer to San Diego County Code of Regulatory Ordinances Section 23.104 *Contents of Registration* for current information on registration.

Date: 3/18/2025

Registrant's Signature:

PLEASE RETURN FORM TO:

CLERK OF THE BOARD OF SUPERVISORS  
1600 PACIFIC HIGHWAY, ROOM 402  
SAN DIEGO, CA 92101



**COUNTY OF SAN DIEGO  
LEGISLATIVE ADVOCATE  
INDIVIDUAL REGISTRATION**

For COB Use Only

REG. NO. 1142

COSD CLERK OF THE BOARD  
2025 MAR 24 AM 11:50

Please Check the Appropriate Box:

- Initial Registration
- Amendment to Initial Registration
- Termination to Initial Registration

1. **Victor Avina**

Name of Registrant (Please print or type name of individual) \_\_\_\_\_ Phone (Include Area Code) \_\_\_\_\_

Street Address \_\_\_\_\_ City \_\_\_\_\_ State \_\_\_\_\_ Zip Code \_\_\_\_\_

Email Address \_\_\_\_\_

2. List names of person(s), firm(s), corporation(s) or organization(s) represented by the Registrant. Attach additional sheet(s) if necessary. Any person, corporation, firm or organization represented by a legislative advocate must file a written statement disclosing individual expenditures of more than \$25.00, or an aggregate total of more than \$100.00 to an individual County officer or employee described in the County Code on a quarterly basis. (Section 23.106)

NAME OF FIRM, CORP. OR ORGANIZATION REPRESENTED	ADDRESS	PHONE NO.
San Ysidro Health		

3. List name(s) of the elective county offices that the registrant will attempt to influence. If the registrant will attempt to influence any member of the Board of Supervisors, the list shall include the "Board of Supervisors." Attach additional sheet(s) if necessary. Elected officeholders (and candidates for elective office) may not accept campaign contributions from any registered legislative advocate whose registration form names the elective office of that officeholder (or the office to which the candidate is seeking election). Refer to next page for the complete list of County Offices as listed on San Diego County Code of Regulatory Ordinance.

NAME OF COUNTY OFFICE(S)	NAME OF COUNTY OFFICE(S)

I certify under penalty of perjury that the foregoing statements are true and correct. Refer to San Diego County Code of Regulatory Ordinances Section 23.104 *Contents of Registration* for current information on registration.

Date: 3/18/2025

Registrant's Signature: \_\_\_\_\_

PLEASE RETURN FORM TO:

CLERK OF THE BOARD OF SUPERVISORS  
1600 PACIFIC HIGHWAY, ROOM 402  
SAN DIEGO, CA 92101



**ANDREW POTTER, CCB**  
EXECUTIVE OFFICER/CLERK

**CLERK OF THE BOARD OF SUPERVISORS**  
1600 PACIFIC HIGHWAY, ROOM 402, SAN DIEGO, CALIFORNIA 92101-2422  
(619) 531-5601

**RYAN SHARP**  
ASSISTANT CLERK

**ANN MOORE**  
CHIEF DEPUTY CLERK

March 14, 2025

Hanson Nguyen

RE: Contact Information Update (Lobbyist #1263).

The Clerk of the Board of Supervisors has received your request to update Zach Weiss' client list. The following amendment to the client list is now on file with the registration:

- CVC Management II Holdings Limited

Copy of the received notice with our receipt date stamp are enclosed. If you have any questions, please contact us at (619) 531-5601.

Sincerely,

*Jocelyn N. Porter*

Jocelyn Porter  
Senior Board Assistant, Clerk of the Board of Supervisors

JP:lw

Cc: Communications Received (CR)



**COUNTY OF SAN DIEGO  
LEGISLATIVE ADVOCATE  
INDIVIDUAL REGISTRATION**

For COB Use Only  
REG. NO. 1263

COB CLERK OF THE BOARD  
2025 MAR 14 AM 9:25

Please Check the Appropriate Box:

- Initial Registration
- Amendment to Initial Registration
- Termination to Initial Registration

1. Zach Weiss

Name of Registrant (Please print or type name of individual) \_\_\_\_\_ Phone (Include Area Code) \_\_\_\_\_

Street Address \_\_\_\_\_ City \_\_\_\_\_ State \_\_\_\_\_ Zip Code \_\_\_\_\_

Email Address \_\_\_\_\_

2. List names of person(s), firm(s), corporation(s) or organization(s) represented by the Registrant. Attach additional sheet(s) if necessary. Any person, corporation, firm or organization represented by a legislative advocate must file a written statement disclosing individual expenditures of more than \$25.00, or an aggregate total of more than \$100.00 to an individual County officer or employee described in the County Code on a quarterly basis. (Section 23.106)

NAME OF FIRM, CORP. OR ORGANIZATION REPRESENTED	ADDRESS	PHONE NO.
CVC Management II Holdings Limited		

3. List name(s) of the elective county offices that the registrant will attempt to influence. If the registrant will attempt to influence any member of the Board of Supervisors, the list shall include the "Board of Supervisors." Attach additional sheet(s) if necessary. Elected officeholders (and candidates for elective office) may not accept campaign contributions from any registered legislative advocate whose registration form names the elective office of that officeholder (or the office to which the candidate is seeking election). **Refer to next page for the complete list of County Offices as listed on [San Diego County Code of Regulatory Ordinance](#).**

NAME OF COUNTY OFFICE(S)	NAME OF COUNTY OFFICE(S)
San Diego County Employees Retirement System	

I certify under penalty of perjury that the foregoing statements are true and correct. Refer to San Diego County Code of Regulatory Ordinances Section 23.104 *Contents of Registration* for current information on registration.

Date: 03/11/2025 Registrant's Signature: Zach Weiss

PLEASE RETURN FORM TO:

**CLERK OF THE BOARD OF SUPERVISORS  
1600 PACIFIC HIGHWAY, ROOM 402  
SAN DIEGO, CA 92101**

## Public Service Ethics Education Online Proof of Participation Certificate

**Date of Completion:** Mar 24, 2025

**Training Time\*:** 2 hr. 23 min.

This course is an overview course on all public service ethics issues necessary to satisfy the requirements of Article 2.4 of Chapter 2 of Part 1 of Division 2 of Title 5 of the Government Code, including the following:

- Laws relating to personal financial gain by public servants, including, but not limited to, laws prohibiting bribery and conflict-of-interest laws.
- Laws relating to claiming perquisites ("perks") of office, including, but not limited to, gift and travel restrictions, prohibitions against the use of public resources for personal or political purposes, prohibitions against gifts of public funds, mass mailing restrictions, and prohibitions against acceptance of free or discounted transportation by transportation companies.
- Government transparency laws, including, but not limited to, financial interest disclosure requirements and open government laws.
- Laws relating to fair processes, including, but not limited to, common law bias prohibitions, due process requirements, incompatible offices, competitive bidding requirements for public contracts, and disqualification from participating in decisions affecting family members; and
- General ethical principles relating to public service.

The Fair Political Practices Commission and Attorney General have reviewed this course for course sufficiency and accuracy.



By signing below, I certify that I fully reviewed the content of the entire online AB 1234 course approved by the Attorney General and Fair Political Practices Commission and am entitled to claim two hours of public service ethics law and principles credit.

*Michael Casinelli*

Participant Signature

Michael Casinelli

Participant Name

Jamul Dulzura Community Planning Group  
Agency Name

***NOTE TO PARTICIPANT: Please provide a copy of this proof of participation to the custodian for such records at your agency. In addition, we recommend you make a copy of this proof of participation for your own records to retain for at least five years. To preserve the integrity of the online certification process; these certificates are only available upon completing the online session. \* To satisfy AB 1234 requirements, this certificate must reflect that the public official spent two hours or more reviewing the materials presented in the online course. If the certificate reflects less than two hours, the participant should have on file additional certificates demonstrating that the official has satisfied the entire two hour requirement.***



Control No: 347392  
COST CLERK OF THE BOARD  
2025 MAR 17 PM 1:46

## Public Service Ethics Education Online Proof of Participation Certificate

Date of Completion: Mar 14, 2025

Training Time\*: 2 hr. 11 min.

This course is an overview course on all public service ethics issues necessary to satisfy the requirements of Article 2.4 of Chapter 2 of Part 1 of Division 2 of Title 5 of the Government Code, including the following:

- Laws relating to personal financial gain by public servants, including, but not limited to, laws prohibiting bribery and conflict-of-interest laws.
- Laws relating to claiming perquisites ("perks") of office, including, but not limited to, gift and travel restrictions, prohibitions against the use of public resources for personal or political purposes, prohibitions against gifts of public funds, mass mailing restrictions, and prohibitions against acceptance of free or discounted transportation by transportation companies.
- Government transparency laws, including, but not limited to, financial interest disclosure requirements and open government laws.
- Laws relating to fair processes, including, but not limited to, common law bias prohibitions, due process requirements, incompatible offices, competitive bidding requirements for public contracts, and disqualification from participating in decisions affecting family members; and
- General ethical principles relating to public service.

The Fair Political Practices Commission and Attorney General have reviewed this course for course sufficiency and accuracy.

By signing below, I certify that I fully reviewed the content of the entire online AB 1234 course approved by the Attorney General and Fair Political Practices Commission and am entitled to claim two hours of public service ethics law and principles credit.



Participant Signature

(Richard)

Rick Richardson

Participant Name

Child Development Associates

Agency Name

**NOTE TO PARTICIPANT:** Please provide a copy of this proof of participation to the custodian for such records at your agency. In addition, we recommend you make a copy of this proof of participation for your own records to retain for at least five years. To preserve the integrity of the online certification process; **these certificates are only available upon completing the online session.** \* To satisfy AB 1234 requirements, this certificate must reflect that the public official spent two hours or more reviewing the materials presented in the online course. If the certificate reflects less than two hours, the participant should have on file additional certificates demonstrating that the official has satisfied the entire two hour requirement.



**ANDREW POTTER, CCB**  
EXECUTIVE OFFICER/CLERK

**CLERK OF THE BOARD OF SUPERVISORS**  
1600 PACIFIC HIGHWAY, ROOM 402, SAN DIEGO, CALIFORNIA 92101-2422  
(619) 531-5601

**RYAN SHARP**  
ASSISTANT CLERK

**ANN MOORE**  
ASSISTANT CLERK

March 14, 2025

Liya Huluka

RE: Lobbyist Termination Confirmation No. 1261

We have received your request to remove Grant Dechert as a registered lobbyist for the County of San Diego. We confirm that Registration No. 1261 has been successfully removed from our current list of registered lobbyists.

Enclosed is a copy of the notice, including our receipt date stamp for your reference. Should you have any inquiries or require further assistance, please do not hesitate to contact our department at (619) 531-5601.

Sincerely,

Jocelyn Porter  
Senior Board Assistant, Clerk of the Board of Supervisors

JP:lw

Cc: Communication Received (CR)



COUNTY OF SAN DIEGO  
LEGISLATIVE ADVOCATE  
**INDIVIDUAL REGISTRATION**

For COB Use Only  
REG. NO. 261

COSD CLERK OF THE BOARD  
2025 MAR 14 AM 9:26

Please Check the Appropriate Box:

- Initial Registration
- Amendment to Initial Registration
- Termination to Initial Registration

1. **Grant Dechert**

Name of Registrant (Please print or type name of individual) \_\_\_\_\_ Phone (Include Area Code) \_\_\_\_\_

Street Address \_\_\_\_\_ City \_\_\_\_\_ State \_\_\_\_\_ Zip Code \_\_\_\_\_

Email Address \_\_\_\_\_

2. List names of person(s), firm(s), corporation(s) or organization(s) represented by the Registrant. Attach additional sheet(s) if necessary. Any person, corporation, firm or organization represented by a legislative advocate must file a written statement disclosing individual expenditures of more than \$25.00, or an aggregate total of more than \$100.00 to an individual County officer or employee described in the County Code on a quarterly basis. (Section 23.106)

NAME OF FIRM, CORP. OR ORGANIZATION REPRESENTED	ADDRESS	PHONE NO.
BlackRock Institutional Trust Company, N.A.		

3. List name(s) of the elective county offices that the registrant will attempt to influence. If the registrant will attempt to influence any member of the Board of Supervisors, the list shall include the "Board of Supervisors." Attach additional sheet(s) if necessary. Elected officeholders (and candidates for elective office) may not accept campaign contributions from any registered legislative advocate whose registration form names the elective office of that officeholder (or the office to which the candidate is seeking election). **Refer to next page for the complete list of County Offices as listed on San Diego County Code of Regulatory Ordinance.**

NAME OF COUNTY OFFICE(S)	NAME OF COUNTY OFFICE(S)
All Possible County Offices	

I certify under penalty of perjury that the foregoing statements are true and correct. Refer to San Diego County Code of Regulatory Ordinances Section 23.104 *Contents of Registration* for current information on registration.

Date: 03/05/2025

Registrant's Signature: *Grant Dechert*

PLEASE RETURN FORM TO:

CLERK OF THE BOARD OF SUPERVISORS  
1600 PACIFIC HIGHWAY, ROOM 402  
SAN DIEGO, CA 92101



**ANDREW POTTER, CCB**  
EXECUTIVE OFFICER/CLERK

**CLERK OF THE BOARD OF SUPERVISORS**  
1600 PACIFIC HIGHWAY, ROOM 402, SAN DIEGO, CALIFORNIA 92101-2422  
(619) 531-5601

**RYAN SHARP**  
ASSISTANT CLERK

**ANN MOORE**  
ASSISTANT CLERK

March 11, 2025

Liya Huluka

RE: Lobbyist Termination Confirmation No. 1177

We have received your request to remove Ibrahim Abdul Majced as a registered lobbyist for the County of San Diego. We confirm that Registration No. 1177 has been successfully removed from our current list of registered lobbyists.

Enclosed is a copy of the notice, including our receipt date stamp for your reference. Should you have any inquiries or require further assistance, please do not hesitate to contact our department at (619) 531-5601.

Sincerely,

*Jocelyn N. Porter*

Jocelyn Porter  
Senior Board Assistant, Clerk of the Board of Supervisors

JP:lw

Cc: Communication Received (CR)



**COUNTY OF SAN DIEGO  
LEGISLATIVE ADVOCATE  
INDIVIDUAL REGISTRATION**

For COB Use Only  
REG. NO. 1177

COB CLERK OF THE BOARD  
2025 MAR 11 AM 11:38

Please Check the Appropriate Box:

- Initial Registration
- Amendment to Initial Registration
- Termination to Initial Registration

1. Ibrahim Abdul Majeed

Name of Registrant (Please print or type name of individual) Phone (Include Area Code)

\_\_\_\_\_  
Street Address City State Zip Code

\_\_\_\_\_  
Email Address

2. List names of person(s), firm(s), corporation(s) or organization(s) represented by the Registrant. Attach additional sheet(s) if necessary. Any person, corporation, firm or organization represented by a legislative advocate must file a written statement disclosing individual expenditures of more than \$25.00, or an aggregate total of more than \$100.00 to an individual County officer or employee described in the County Code on a quarterly basis. (Section 23.106)

NAME OF FIRM, CORP. OR ORGANIZATION REPRESENTED	ADDRESS	PHONE NO.
Ares Management LLC	_____	_____

3. List name(s) of the elective county offices that the registrant will attempt to influence. If the registrant will attempt to influence any member of the Board of Supervisors, the list shall include the "Board of Supervisors." Attach additional sheet(s) if necessary. Elected officeholders (and candidates for elective office) may not accept campaign contributions from any registered legislative advocate whose registration form names the elective office of that officeholder (or the office to which the candidate is seeking election). Refer to next page for the complete list of County Offices as listed on San Diego County Code of Regulatory Ordinance.

NAME OF COUNTY OFFICE(S)	NAME OF COUNTY OFFICE(S)
All Possible County Offices	

I certify under penalty of perjury that the foregoing statements are true and correct. Refer to San Diego County Code of Regulatory Ordinances Section 23.104 *Contents of Registration* for current information on registration.

Date: February 28, 2025

Registrant's Signature: \_\_\_\_\_

PLEASE RETURN FORM TO:

CLERK OF THE BOARD OF SUPERVISORS  
1600 PACIFIC HIGHWAY, ROOM 402  
SAN DIEGO, CA 92101



**ANDREW POTTER, CCB**  
EXECUTIVE OFFICER/CLERK

**CLERK OF THE BOARD OF SUPERVISORS**  
1600 PACIFIC HIGHWAY, ROOM 402, SAN DIEGO, CALIFORNIA 92101-2422  
(619) 531-5601

**RYAN SHARP**  
ASSISTANT CLERK

**ANN MOORE**  
ASSISTANT CLERK

March 4, 2025

Hanson Nguyen

RE: Lobbyist Termination Confirmation No. 1253

We have received your request to remove John Mendell as a registered lobbyist for the County of San Diego. We confirm that Registration No. 1253 has been successfully removed from our current list of registered lobbyists.

Enclosed is a copy of the notice, including our receipt date stamp for your reference. Should you have any inquiries or require further assistance, please do not hesitate to contact our department at (619) 531-5601.

Sincerely,

Jocelyn Porter  
Senior Board Assistant, Clerk of the Board of Supervisors

JP:lw

Cc: Communication Received (CR)



**COUNTY OF SAN DIEGO  
LEGISLATIVE ADVOCATE  
INDIVIDUAL REGISTRATION**

For COB Use Only  
REG. NO. 1253

COSD CLERK OF THE BOARD  
2025 MAR 4 PM4:02

Please Check the Appropriate Box:

- Initial Registration
- Amendment to Initial Registration
- Termination to Initial Registration

1. John Mendell

Name of Registrant (Please print or type name of individual) Phone (Include Area Code)

---

Street Address City State Zip Code

---

Email Address

2. List names of person(s), firm(s), corporation(s) or organization(s) represented by the Registrant. Attach additional sheet(s) if necessary. Any person, corporation, firm or organization represented by a legislative advocate must file a written statement disclosing individual expenditures of more than \$25.00, or an aggregate total of more than \$100.00 to an individual County officer or employee described in the County Code on a quarterly basis. (Section 23.106)

NAME OF FIRM, CORP. OR ORGANIZATION REPRESENTED	ADDRESS	PHONE NO.
Comvest Partners, LLC		

3. List name(s) of the elective county offices that the registrant will attempt to influence. If the registrant will attempt to influence any member of the Board of Supervisors, the list shall include the "Board of Supervisors." Attach additional sheet(s) if necessary. Elected officeholders (and candidates for elective office) may not accept campaign contributions from any registered legislative advocate whose registration form names the elective office of that officeholder (or the office to which the candidate is seeking election). **Refer to next page for the complete list of County Offices as listed on [San Diego County Code of Regulatory Ordinance](#).**

NAME OF COUNTY OFFICE(S)	NAME OF COUNTY OFFICE(S)
San Diego County Retirement System	

I certify under penalty of perjury that the foregoing statements are true and correct. Refer to San Diego County Code of Regulatory Ordinances Section 23.104 *Contents of Registration* for current information on registration.

Date: 03 / 04 / 2025 Registrant's Signature: 

PLEASE RETURN FORM TO:

**CLERK OF THE BOARD OF SUPERVISORS  
1600 PACIFIC HIGHWAY, ROOM 402  
SAN DIEGO, CA 92101**



**WILLIAM P. MORGAN, P.E.**  
INTERIM DIRECTOR

**PUBLIC WORKS  
COUNTY AIRPORTS**  
1960 JOE CROSSON DRIVE, EL CAJON, CA 92020  
(619) 956-4800 FAX (619) 956-4801  
[www.sdcountyairports.com](http://www.sdcountyairports.com)

COSD CLERK OF THE BOARD  
2025 MAR 4 AM8:37

## **NOTICE OF INTENTION TO LEASE REAL PROPERTY**

**NOTICE IS HEREBY GIVEN** that County of San Diego intends to lease:

**LEASE** of 0.126 acres, Parcel 74, Cuyamaca West, Lot 25 to Paul Nanney. Proposed terms of Lease will be: \$480/yr.+CPI adjust; 10-yr. term; for exclusive right to use.

**Offers to Lease and Place of Execution:** 1960 Joe Crosson Drive, El Cajon, CA 92020. Officer Authorized to Execute License: Director of Airports.





# JORDAN Z. MARKS

ASSESSOR/RECORDER/COUNTY CLERK  
COUNTY OF SAN DIEGO

1600 PACIFIC HIGHWAY, SUITE 103 & 260, SAN DIEGO, CA 92101-2480  
Assessor (619) 236-3771 Recorder (619) 237-0502  
[www.SDARCC.gov](http://www.SDARCC.gov)



March 14, 2025

TO: Dan McAllister  
Treasurer/Tax Collector

Andrew Potter  
Clerk of the Board of Supervisors

FROM: Jordan Z. Marks  
Assessor/Recorder/County Clerk

## NOTIFICATION OF NEW ASSESSED VALUES

Revenue and Taxation Code §1603 requires that notice be given to the Tax Collector and Clerk of the Board of Supervisors by April 1<sup>st</sup> if the Notification of Assessed Value is not mailed to all property tax assesses in the County.

The Notification of Assessed Value will be published online at [www.sdarcc.gov](http://www.sdarcc.gov) to all property tax assesses. Therefore, the deadline for filing an assessment appeal for this year will be December 1, 2025 since November 30, 2025 falls on a Sunday.

I hope this information is helpful. If you have any questions, please call me directly at (619) 531-5507

Sincerely,

Jordan Z. Marks

JZM:jmr



ANDREW POTTER, CCB  
EXECUTIVE OFFICER/CLERK

CLERK OF THE BOARD OF SUPERVISORS  
1600 PACIFIC HIGHWAY, ROOM 402, SAN DIEGO, CALIFORNIA 92101-2422  
(619) 531-5600

RYAN SHARP  
ASSISTANT CLERK

ANN MOORE  
ASSISTANT CLERK

March 4, 2025

Dr. Shirley N. Weber  
Secretary of State  
P.O. Box 942870  
Sacramento, CA 94277-2870

**Registry of Public Agencies Whose Governing Body Is The San Diego County Board of Supervisors**

Pursuant to Government Code Section 53051, enclosed are the updated Registry of Public Agencies Filings for the County of San Diego Service Areas, Sanitation Districts, Special Districts, and Board of Supervisors.

If you have any questions, please contact Lupita Magallanes at (619) 531-5256 or [Lupita.Magallanes@sdcounty.ca.gov](mailto:Lupita.Magallanes@sdcounty.ca.gov).

Sincerely,

Andrew Potter  
Clerk of the Board of Supervisors

AP:gm

Enclosures

cc: Jordan Marks, Assessor/Recorder/County Clerk  
Communications Received  
Clerk of the Board File

**SAN DIEGO COUNTY CSA ROSTER LISTING**  
**January 2025**

**SANITATION DISTRICTS, SPECIAL DISTRICTS AND BOARD OF SUPERVISIORS**

Board of Supervisors of the County of San Diego

County of San Diego In-Home Supportive Services Public Authority

County of San Diego Successor Agency to the County of San Diego Redevelopment Agency

Housing Authority of the County of San Diego

San Diego County Fire Protection District

San Diego County Flood Control District

San Diego County Sanitation District

**SAN DIEGO COUNTY CSA ROSTER LISTING**  
**January 2025**

**SAN DIEGO COUNTY SERVICE AREA LISTING**

County Service Area No. 17	San Dieguito
County Service Area No. 26	Rancho San Diego
County Service Area No. 26A	Cottonwood Village
County Service Area No. 26B	Monte Vista
County Service Area No. 81	Fallbrook Local Parks
County Service Area No. 83	San Dieguito Local Parks
County Service Area No. 122	Otay Mesa East
County Service Area No. 128	San Miguel Park
County Service Area No. 135	Fire Protection and Emergency Medical Services
County Service Area No. 135 - Zone D	Imperial Beach Protection District 800 Megahertz
County Service Area No. 135 - Zone N	Alpine Fire Protection District 800 MHZ
County Service Area No. 135 - Zone O	Bonita-Sunnyside Fire Protection District 800 MHZ
County Service Area No. 135 - Zone Q	San Miguel Fire Protection District 800 MHZ
County Service Area No. 135 - Zone R	Center Fire Protection District 800 MHZ
County Service Area No. 135 - Zone S	Vista Fire Protection District 800 MHZ
County Service Area No. 136	Sundance Detention Basins
County Service Area No. 137	Live Oak Springs
County Service Area No. 138	Valley Center Parks and Recreation



**Secretary of State**  
**Registry of Public Agencies**  
 (Government Code section 53051)

SF-405

**IMPORTANT — Read Instructions before completing this form.**

There is **No Fee** for a Registry of Public Agencies filing

**Copy Fees** — First page \$1.00; each attachment page \$0.50;  
 Certification Fee - \$5.00

**This Space For Office Use Only**

**1. Type of Filing** (Check one.)

- Initial Filing (first Registry of Public Agencies filing for an agency)  
 Updated Filing (change to an existing Registry of Public Agencies record)

**2. Agency Information**

a. Full Legal Name of Public Agency

**Board of Supervisors of the County of San Diego**

b. Nature of Update (complete if Updated Filing)

**New Officers**

c. County

**County of San Diego**

d. Official Mailing Address

**1600 Pacific Highway, Room 402, San Diego, CA 92101-2471**

**3. Chairperson, President, or Other Presiding Officer**

a. Name

**TERRA LAWSON-REMER (Interim)**

b. Title

**Vice-Chair**

c. Business or Residence Address

**1600 Pacific Highway, Room 402, San Diego, CA 92101-2417**

**4. Clerk or Secretary**

a. Name

**ANDREW POTTER**

b. Title

**Clerk of the Board of Supervisors**

c. Business or Residence Address

**1600 Pacific Highway, Room 402, San Diego, CA 92101-2417**

**5. Other Members of the Governing Board** (Enter as many as applicable. Attach additional pages for additional members.)

Name <b>TERRA LAWSON-REMER, Vice-Chair</b>	Business or Residence Address 1600 Pacific Highway, Room 402, San Diego, CA 92101-2417
Name <b>JOEL ANDERSON, Pro Tem</b>	Business or Residence Address 1600 Pacific Highway, Room 402, San Diego, CA 92101-2417
Name <b>MONICA MONTGOMERY STEPPE</b>	Business or Residence Address 1600 Pacific Highway, Room 402, San Diego, CA 92101-2417
Name <b>JIM DESMOND</b>	Business or Residence Address 1600 Pacific Highway, Room 402, San Diego, CA 92101-2417
Name	Business or Residence Address

**6. Date and Sign Below** (Additional members set forth on attached pages, if any, are incorporated herein by reference and made part of this Form SF-405, Registry of Public Agencies.)

**03/03/2025**

Date

Signature

**Andrew Potter, Clerk of the Board of Supervisors**

Type or Print Name



**Secretary of State**  
**Registry of Public Agencies**  
 (Government Code section 53051)

**SF-405**

**IMPORTANT — Read Instructions before completing this form.**

There is **No Fee** for a Registry of Public Agencies filing

**Copy Fees** - First page \$1.00; each attachment page \$0.50;  
 Certification Fee - \$5.00

**This Space For Office Use Only**

**1. Type of Filing** (Check one.)

- Initial Filing (first Registry of Public Agencies filing for an agency)  
 Updated Filing (change to an existing Registry of Public Agencies record)

**2. Agency Information**

a. Full Legal Name of Public Agency <b>County of San Diego In-Home Supportive Services Public Authority</b>	
b. Nature of Update (complete if Updated Filing) <b>New Officers</b>	
c. County <b>County of San Diego</b>	d. Official Mailing Address <b>1600 Pacific Highway, Room 402, San Diego, CA 92101-2471</b>

**3. Chairperson, President, or Other Presiding Officer**

a. Name <b>TERRA LAWSON-REMER (Interim)</b>	b. Title <b>Vice-Chair</b>
c. Business or Residence Address <b>1600 Pacific Highway, Room 402, San Diego, CA 92101-2417</b>	

**4. Clerk or Secretary**

a. Name <b>ANDREW POTTER</b>	b. Title <b>Clerk of the Board of Supervisors</b>
c. Business or Residence Address <b>1600 Pacific Highway, Room 402, San Diego, CA 92101-2417</b>	

**5. Other Members of the Governing Board** (Enter as many as applicable. Attach additional pages for additional members.)

Name <b>TERRA LAWSON-REMER, Vice-Chair</b>	Business or Residence Address <b>1600 Pacific Highway, Room 402, San Diego, CA 92101-2417</b>
Name <b>JOEL ANDERSON, Pro Tem</b>	Business or Residence Address <b>1600 Pacific Highway, Room 402, San Diego, CA 92101-2417</b>
Name <b>MONICA MONTGOMERY STEPPE</b>	Business or Residence Address <b>1600 Pacific Highway, Room 402, San Diego, CA 92101-2417</b>
Name <b>JIM DESMOND</b>	Business or Residence Address <b>1600 Pacific Highway, Room 402, San Diego, CA 92101-2417</b>
Name	Business or Residence Address

**6. Date and Sign Below** (Additional members set forth on attached pages, if any, are incorporated herein by reference and made part of this Form SF-405, Registry of Public Agencies.)

<u>03/03/2025</u> Date	 Signature	<u>Andrew Potter, Clerk of the Board of Supervisors</u> Type or Print Name
---------------------------	---------------	---



**Secretary of State**  
**Registry of Public Agencies**  
 (Government Code section 53051)

**SF-405**

**IMPORTANT — Read Instructions before completing this form.**

There is **No Fee** for a Registry of Public Agencies filing

**Copy Fees** - First page \$1.00; each attachment page \$0.50;  
 Certification Fee - \$5.00

**This Space For Office Use Only**

**1. Type of Filing** (Check one.)

- Initial Filing (first Registry of Public Agencies filing for an agency)  
 Updated Filing (change to an existing Registry of Public Agencies record)

**2. Agency Information**

a. Full Legal Name of Public Agency <b>County of San Diego Successor Agency to the County of San Diego Redevelopment Agency</b>	
b. Nature of Update (complete if Updated Filing) <b>New Officers</b>	
c. County <b>County of San Diego</b>	d. Official Mailing Address <b>1600 Pacific Highway, Room 402, San Diego, CA 92101-2471</b>

**3. Chairperson, President, or Other Presiding Officer**

a. Name <b>TERRA LAWSON-REMER (Interim)</b>	b. Title <b>Vice-Chair</b>
c. Business or Residence Address <b>1600 Pacific Highway, Room 402, San Diego, CA 92101-2417</b>	

**4. Clerk or Secretary**

a. Name <b>ANDREW POTTER</b>	b. Title <b>Clerk of the Board of Supervisors</b>
c. Business or Residence Address <b>1600 Pacific Highway, Room 402, San Diego, CA 92101-2417</b>	

**5. Other Members of the Governing Board** (Enter as many as applicable. Attach additional pages for additional members.)

Name <b>TERRA LAWSON-REMER, Vice-Chair</b>	Business or Residence Address <b>1600 Pacific Highway, Room 402, San Diego, CA 92101-2417</b>
Name <b>JOEL ANDERSON, Pro Tem</b>	Business or Residence Address <b>1600 Pacific Highway, Room 402, San Diego, CA 92101-2417</b>
Name <b>MONICA MONTGOMERY STEPPE</b>	Business or Residence Address <b>1600 Pacific Highway, Room 402, San Diego, CA 92101-2417</b>
Name <b>JIM DESMOND</b>	Business or Residence Address <b>1600 Pacific Highway, Room 402, San Diego, CA 92101-2417</b>
Name	Business or Residence Address

**6. Date and Sign Below** (Additional members set forth on attached pages, if any, are incorporated herein by reference and made part of this Form SF-405, Registry of Public Agencies.)

<b>03/03/2025</b> Date	 Signature	<b>Andrew Potter, Clerk of the Board of Supervisors</b> Type or Print Name
---------------------------	---------------	---



**Secretary of State**  
**Registry of Public Agencies**  
 (Government Code section 53051)

**SF-405**

**IMPORTANT — Read Instructions before completing this form.**

There is **No Fee** for a Registry of Public Agencies filing

**Copy Fees** - First page \$1.00; each attachment page \$0.50;  
 Certification Fee - \$5.00

**This Space For Office Use Only**

**1. Type of Filing** (Check one.)

- Initial Filing (first Registry of Public Agencies filing for an agency)  
 Updated Filing (change to an existing Registry of Public Agencies record)

**2. Agency Information**

a. Full Legal Name of Public Agency <b>Housing Authority of the County of San Diego</b>	
b. Nature of Update (complete if Updated Filing) <b>New Officers</b>	
c. County <b>County of San Diego</b>	d. Official Mailing Address <b>1600 Pacific Highway, Room 402, San Diego, CA 92101-2471</b>

**3. Chairperson, President, or Other Presiding Officer**

a. Name <b>TERRA LAWSON-REMER (Interim)</b>	b. Title <b>Vice-Chair</b>
c. Business or Residence Address <b>1600 Pacific Highway, Room 402, San Diego, CA 92101-2417</b>	

**4. Clerk or Secretary**

a. Name <b>ANDREW POTTER</b>	b. Title <b>Clerk of the Board of Supervisors</b>
c. Business or Residence Address <b>1600 Pacific Highway, Room 402, San Diego, CA 92101-2417</b>	

**5. Other Members of the Governing Board** (Enter as many as applicable. Attach additional pages for additional members.)

Name <b>TERRA LAWSON-REMER, Vice-Chair</b>	Business or Residence Address <b>1600 Pacific Highway, Room 402, San Diego, CA 92101-2417</b>
Name <b>JOEL ANDERSON, Pro Tem</b>	Business or Residence Address <b>1600 Pacific Highway, Room 402, San Diego, CA 92101-2417</b>
Name <b>MONICA MONTGOMERY STEPPE</b>	Business or Residence Address <b>1600 Pacific Highway, Room 402, San Diego, CA 92101-2417</b>
Name <b>JIM DESMOND</b>	Business or Residence Address <b>1600 Pacific Highway, Room 402, San Diego, CA 92101-2417</b>
Name	Business or Residence Address

**6. Date and Sign Below** (Additional members set forth on attached pages, if any, are incorporated herein by reference and made part of this Form SF-405, Registry of Public Agencies.)

<u>03/03/2025</u> Date	 Signature	<u>Andrew Potter, Clerk of the Board of Supervisors</u> Type or Print Name
---------------------------	---------------	---



**Other Members of the Governing Board continued:**

Name: BIANCCA BERRY, Commissioner

Address: 1600 Pacific Highway, Rm 402, San Diego, CA 92101

Name: NILSA HIGGINS, Commissioner

Address: 1600 Pacific Highway, Rm 402, San Diego, CA 92101

Name: ANGELA ACOSTA, Alternate Commissioner

Address: 1600 Pacific Highway, Rm 402, San Diego, CA 9210



**Secretary of State**  
**Registry of Public Agencies**  
 (Government Code section 53051)

**SF-405**

**IMPORTANT — Read Instructions before completing this form.**

There is **No Fee** for a Registry of Public Agencies filing

**Copy Fees** - First page \$1.00; each attachment page \$0.50;  
 Certification Fee - \$5.00

**This Space For Office Use Only**

**1. Type of Filing** (Check one.)

- Initial Filing (first Registry of Public Agencies filing for an agency)  
 Updated Filing (change to an existing Registry of Public Agencies record)

**2. Agency Information**

a. Full Legal Name of Public Agency <b>San Diego County Fire Protection District</b>	
b. Nature of Update (complete if Updated Filing) <b>New Officers</b>	
c. County <b>County of San Diego</b>	d. Official Mailing Address <b>1600 Pacific Highway, Room 402, San Diego, CA 92101-2471</b>

**3. Chairperson, President, or Other Presiding Officer**

a. Name <b>TERRA LAWSON-REMER (Interim)</b>	b. Title <b>Vice-Chair</b>
c. Business or Residence Address <b>1600 Pacific Highway, Room 402, San Diego, CA 92101-2417</b>	

**4. Clerk or Secretary**

a. Name <b>ANDREW POTTER</b>	b. Title <b>Clerk of the Board of Supervisors</b>
c. Business or Residence Address <b>1600 Pacific Highway, Room 402, San Diego, CA 92101-2417</b>	

**5. Other Members of the Governing Board** (Enter as many as applicable. Attach additional pages for additional members.)

Name <b>TERRA LAWSON-REMER, Vice-Chair</b>	Business or Residence Address <b>1600 Pacific Highway, Room 402, San Diego, CA 92101-2417</b>
Name <b>JOEL ANDERSON, Pro Tem</b>	Business or Residence Address <b>1600 Pacific Highway, Room 402, San Diego, CA 92101-2417</b>
Name <b>MONICA MONTGOMERY STEPPE</b>	Business or Residence Address <b>1600 Pacific Highway, Room 402, San Diego, CA 92101-2417</b>
Name <b>JIM DESMOND</b>	Business or Residence Address <b>1600 Pacific Highway, Room 402, San Diego, CA 92101-2417</b>
Name	Business or Residence Address

**6. Date and Sign Below** (Additional members set forth on attached pages, if any, are incorporated herein by reference and made part of this Form SF-405, Registry of Public Agencies.)

<b>03/03/2025</b> Date	 Signature	<b>Andrew Potter, Clerk of the Board of Supervisors</b> Type or Print Name
---------------------------	---------------	---



**Secretary of State**  
**Registry of Public Agencies**  
 (Government Code section 53051)

**SF-405**

**IMPORTANT — Read Instructions before completing this form.**

There is **No Fee** for a Registry of Public Agencies filing

**Copy Fees** – First page \$1.00; each attachment page \$0.50;  
 Certification Fee - \$5.00

**This Space For Office Use Only**

**1. Type of Filing** (Check one.)

- Initial Filing (first Registry of Public Agencies filing for an agency)  
 Updated Filing (change to an existing Registry of Public Agencies record)

**2. Agency Information**

a. Full Legal Name of Public Agency <b>San Diego County Flood Control District</b>	
b. Nature of Update (complete if Updated Filing) <b>New Officers</b>	
c. County <b>County of San Diego</b>	d. Official Mailing Address <b>1600 Pacific Highway, Room 402, San Diego, CA 92101-2471</b>

**3. Chairperson, President, or Other Presiding Officer**

a. Name <b>TERRA LAWSON-REMER (Interim)</b>	b. Title <b>Vice-Chair</b>
c. Business or Residence Address <b>1600 Pacific Highway, Room 402, San Diego, CA 92101-2417</b>	

**4. Clerk or Secretary**

a. Name <b>ANDREW POTTER</b>	b. Title <b>Clerk of the Board of Supervisors</b>
c. Business or Residence Address <b>1600 Pacific Highway, Room 402, San Diego, CA 92101-2417</b>	

**5. Other Members of the Governing Board** (Enter as many as applicable. Attach additional pages for additional members.)

Name <b>TERRA LAWSON-REMER, Vice-Chair</b>	Business or Residence Address <b>1600 Pacific Highway, Room 402, San Diego, CA 92101-2417</b>
Name <b>JOEL ANDERSON, Pro Tem</b>	Business or Residence Address <b>1600 Pacific Highway, Room 402, San Diego, CA 92101-2417</b>
Name <b>MONICA MONTGOMERY STEPPE</b>	Business or Residence Address <b>1600 Pacific Highway, Room 402, San Diego, CA 92101-2417</b>
Name <b>JIM DESMOND</b>	Business or Residence Address <b>1600 Pacific Highway, Room 402, San Diego, CA 92101-2417</b>
Name	Business or Residence Address

**6. Date and Sign Below** (Additional members set forth on attached pages, if any, are incorporated herein by reference and made part of this Form SF-405, Registry of Public Agencies.)

<u>03/03/2025</u> Date	 Signature	<u>Andrew Potter, Clerk of the Board of Supervisors</u> Type or Print Name
---------------------------	---------------	---



**Secretary of State**  
**Registry of Public Agencies**  
 (Government Code section 53051)

**SF-405**

**IMPORTANT — Read Instructions before completing this form.**

There is **No Fee** for a Registry of Public Agencies filing

**Copy Fees** - First page \$1.00; each attachment page \$0.50;  
 Certification Fee - \$5.00

**This Space For Office Use Only**

**1. Type of Filing** (Check one.)

- Initial Filing (first Registry of Public Agencies filing for an agency)  
 Updated Filing (change to an existing Registry of Public Agencies record)

**2. Agency Information**

a. Full Legal Name of Public Agency <b>San Diego County Sanitation District</b>	
b. Nature of Update (complete if Updated Filing) <b>New Officers</b>	
c. County <b>County of San Diego</b>	d. Official Mailing Address <b>1600 Pacific Highway, Room 402, San Diego, CA 92101-2471</b>

**3. Chairperson, President, or Other Presiding Officer**

a. Name <b>TERRA LAWSON-REMER (Interim)</b>	b. Title <b>Vice-Chair</b>
c. Business or Residence Address <b>1600 Pacific Highway, Room 402, San Diego, CA 92101-2417</b>	

**4. Clerk or Secretary**

a. Name <b>ANDREW POTTER</b>	b. Title <b>Clerk of the Board of Supervisors</b>
c. Business or Residence Address <b>1600 Pacific Highway, Room 402, San Diego, CA 92101-2417</b>	

**5. Other Members of the Governing Board** (Enter as many as applicable. Attach additional pages for additional members.)

Name <b>TERRA LAWSON-REMER, Vice-Chair</b>	Business or Residence Address <b>1600 Pacific Highway, Room 402, San Diego, CA 92101-2417</b>
Name <b>JOEL ANDERSON, Pro Tem</b>	Business or Residence Address <b>1600 Pacific Highway, Room 402, San Diego, CA 92101-2417</b>
Name <b>MONICA MONTGOMERY STEPPE</b>	Business or Residence Address <b>1600 Pacific Highway, Room 402, San Diego, CA 92101-2417</b>
Name <b>JIM DESMOND</b>	Business or Residence Address <b>1600 Pacific Highway, Room 402, San Diego, CA 92101-2417</b>
Name	Business or Residence Address

**6. Date and Sign Below** (Additional members set forth on attached pages, if any, are incorporated herein by reference and made part of this Form SF-405, Registry of Public Agencies.)

<b>03/03/2025</b> Date	 Signature	<b>Andrew Potter, Clerk of the Board of Supervisors</b> Type or Print Name
---------------------------	---------------	---



**Secretary of State**  
**Registry of Public Agencies**  
 (Government Code section 53051)

**SF-405**

**IMPORTANT — Read Instructions before completing this form.**

There is **No Fee** for a Registry of Public Agencies filing

**Copy Fees** - First page \$1.00; each attachment page \$0.50;  
 Certification Fee - \$5.00

**This Space For Office Use Only**

**1. Type of Filing** (Check one.)

- Initial Filing (first Registry of Public Agencies filing for an agency)  
 Updated Filing (change to an existing Registry of Public Agencies record)

**2. Agency Information**

a. Full Legal Name of Public Agency <b>County Service Area No. 17 – San Dieguito</b>	
b. Nature of Update (complete if Updated Filing) <b>New Officers</b>	
c. County <b>County of San Diego</b>	d. Official Mailing Address <b>1600 Pacific Highway, Room 402, San Diego, CA 92101-2471</b>

**3. Chairperson, President, or Other Presiding Officer**

a. Name <b>TERRA LAWSON-REMER (Interim)</b>	b. Title <b>Vice-Chair</b>
c. Business or Residence Address <b>1600 Pacific Highway, Room 402, San Diego, CA 92101-2417</b>	

**4. Clerk or Secretary**

a. Name <b>ANDREW POTTER</b>	b. Title <b>Clerk of the Board of Supervisors</b>
c. Business or Residence Address <b>1600 Pacific Highway, Room 402, San Diego, CA 92101-2417</b>	

**5. Other Members of the Governing Board** (Enter as many as applicable. Attach additional pages for additional members.)

Name <b>TERRA LAWSON-REMER, Vice-Chair</b>	Business or Residence Address <b>1600 Pacific Highway, Room 402, San Diego, CA 92101-2417</b>
Name <b>JOEL ANDERSON, Pro Tem</b>	Business or Residence Address <b>1600 Pacific Highway, Room 402, San Diego, CA 92101-2417</b>
Name <b>MONICA MONTGOMERY STEPPE</b>	Business or Residence Address <b>1600 Pacific Highway, Room 402, San Diego, CA 92101-2417</b>
Name <b>JIM DESMOND</b>	Business or Residence Address <b>1600 Pacific Highway, Room 402, San Diego, CA 92101-2417</b>
Name	Business or Residence Address

**6. Date and Sign Below** (Additional members set forth on attached pages, if any, are incorporated herein by reference and made part of this Form SF-405, Registry of Public Agencies.)

<u>02/07/2025</u> Date	 Signature	<u>Andrew Potter, Clerk of the Board of Supervisors</u> Type or Print Name
---------------------------	---------------	---



**Secretary of State**  
**Registry of Public Agencies**  
 (Government Code section 53051)

**SF-405**

**IMPORTANT — Read instructions before completing this form.**

There is **No Fee** for a Registry of Public Agencies filing

**Copy Fees** - First page \$1.00; each attachment page \$0.50;  
 Certification Fee - \$5.00

**This Space For Office Use Only**

**1. Type of Filing** (Check one.)

- Initial Filing (first Registry of Public Agencies filing for an agency)  
 Updated Filing (change to an existing Registry of Public Agencies record)

**2. Agency Information**

a. Full Legal Name of Public Agency <b>County Service Area No. 26 – Rancho San Diego</b>	
b. Nature of Update (complete if Updated Filing) <b>New Officers</b>	
c. County <b>County of San Diego</b>	d. Official Mailing Address <b>1600 Pacific Highway, Room 402, San Diego, CA 92101-2471</b>

**3. Chairperson, President, or Other Presiding Officer**

a. Name <b>TERRA LAWSON-REMER (Interim)</b>	b. Title <b>Vice-Chair</b>
c. Business or Residence Address <b>1600 Pacific Highway, Room 402, San Diego, CA 92101-2417</b>	

**4. Clerk or Secretary**

a. Name <b>ANDREW POTTER</b>	b. Title <b>Clerk of the Board of Supervisors</b>
c. Business or Residence Address <b>1600 Pacific Highway, Room 402, San Diego, CA 92101-2417</b>	

**5. Other Members of the Governing Board** (Enter as many as applicable. Attach additional pages for additional members.)

Name <b>TERRA LAWSON-REMER, Vice-Chair</b>	Business or Residence Address <b>1600 Pacific Highway, Room 402, San Diego, CA 92101-2417</b>
Name <b>JOEL ANDERSON, Pro Tem</b>	Business or Residence Address <b>1600 Pacific Highway, Room 402, San Diego, CA 92101-2417</b>
Name <b>MONICA MONTGOMERY STEPPE</b>	Business or Residence Address <b>1600 Pacific Highway, Room 402, San Diego, CA 92101-2417</b>
Name <b>JIM DESMOND</b>	Business or Residence Address <b>1600 Pacific Highway, Room 402, San Diego, CA 92101-2417</b>
Name	Business or Residence Address

**6. Date and Sign Below** (Additional members set forth on attached pages, if any, are incorporated herein by reference and made part of this Form SF-405, Registry of Public Agencies.)

<b>03/03/2025</b> Date	 Signature	<b>Andrew Potter, Clerk of the Board of Supervisors</b> Type or Print Name
---------------------------	---------------	---



**Secretary of State**  
**Registry of Public Agencies**  
 (Government Code section 53051)

**SF-405**

**IMPORTANT — Read Instructions before completing this form.**

There is **No Fee** for a Registry of Public Agencies filing

**Copy Fees** - First page \$1.00; each attachment page \$0.50;  
 Certification Fee - \$5.00

**This Space For Office Use Only**

**1. Type of Filing** (Check one.)

- Initial Filing (first Registry of Public Agencies filing for an agency)  
 Updated Filing (change to an existing Registry of Public Agencies record)

**2. Agency Information**

a. Full Legal Name of Public Agency <b>County Service Area No. 26A – Cottonwood Village</b>	
b. Nature of Update (complete if Updated Filing) <b>New Officers</b>	
c. County <b>County of San Diego</b>	d. Official Mailing Address <b>1600 Pacific Highway, Room 402, San Diego, CA 92101-2471</b>

**3. Chairperson, President, or Other Presiding Officer**

a. Name <b>TERRA LAWSON-REMER (Interim)</b>	b. Title <b>Vice-Chair</b>
c. Business or Residence Address <b>1600 Pacific Highway, Room 402, San Diego, CA 92101-2417</b>	

**4. Clerk or Secretary**

a. Name <b>ANDREW POTTER</b>	b. Title <b>Clerk of the Board of Supervisors</b>
c. Business or Residence Address <b>1600 Pacific Highway, Room 402, San Diego, CA 92101-2417</b>	

**5. Other Members of the Governing Board** (Enter as many as applicable. Attach additional pages for additional members.)

Name <b>TERRA LAWSON-REMER, Vice-Chair</b>	Business or Residence Address <b>1600 Pacific Highway, Room 402, San Diego, CA 92101-2417</b>
Name <b>JOEL ANDERSON, Pro Tem</b>	Business or Residence Address <b>1600 Pacific Highway, Room 402, San Diego, CA 92101-2417</b>
Name <b>MONICA MONTGOMERY STEPPE</b>	Business or Residence Address <b>1600 Pacific Highway, Room 402, San Diego, CA 92101-2417</b>
Name <b>JIM DESMOND</b>	Business or Residence Address <b>1600 Pacific Highway, Room 402, San Diego, CA 92101-2417</b>
Name	Business or Residence Address

**6. Date and Sign Below** (Additional members set forth on attached pages, if any, are incorporated herein by reference and made part of this Form SF-405, Registry of Public Agencies.)

<u>03/03/2025</u> Date	 Signature	<u>Andrew Potter, Clerk of the Board of Supervisors</u> Type or Print Name
---------------------------	---------------	---



**Secretary of State**  
**Registry of Public Agencies**  
 (Government Code section 53051)

**SF-405**

**IMPORTANT — Read instructions before completing this form.**

There is **No Fee** for a Registry of Public Agencies filing

**Copy Fees** – First page \$1.00; each attachment page \$0.50;  
 Certification Fee - \$5.00

**This Space For Office Use Only**

**1. Type of Filing** (Check one.)

- Initial Filing (first Registry of Public Agencies filing for an agency)  
 Updated Filing (change to an existing Registry of Public Agencies record)

**2. Agency Information**

a. Full Legal Name of Public Agency <b>County Service Area No. 26B – Monte Vista</b>	
b. Nature of Update (complete if Updated Filing) <b>New Officers</b>	
c. County <b>County of San Diego</b>	d. Official Mailing Address <b>1600 Pacific Highway, Room 402, San Diego, CA 92101-2471</b>

**3. Chairperson, President, or Other Presiding Officer**

a. Name <b>TERRA LAWSON-REMER (Interim)</b>	b. Title <b>Vice-Chair</b>
c. Business or Residence Address <b>1600 Pacific Highway, Room 402, San Diego, CA 92101-2417</b>	

**4. Clerk or Secretary**

a. Name <b>ANDREW POTTER</b>	b. Title <b>Clerk of the Board of Supervisors</b>
c. Business or Residence Address <b>1600 Pacific Highway, Room 402, San Diego, CA 92101-2417</b>	

**5. Other Members of the Governing Board** (Enter as many as applicable. Attach additional pages for additional members.)

Name <b>TERRA LAWSON-REMER, Vice-Chair</b>	Business or Residence Address <b>1600 Pacific Highway, Room 402, San Diego, CA 92101-2417</b>
Name <b>JOEL ANDERSON, Pro Tem</b>	Business or Residence Address <b>1600 Pacific Highway, Room 402, San Diego, CA 92101-2417</b>
Name <b>MONICA MONTGOMERY STEPPE</b>	Business or Residence Address <b>1600 Pacific Highway, Room 402, San Diego, CA 92101-2417</b>
Name <b>JIM DESMOND</b>	Business or Residence Address <b>1600 Pacific Highway, Room 402, San Diego, CA 92101-2417</b>
Name	Business or Residence Address

**6. Date and Sign Below** (Additional members set forth on attached pages, if any, are incorporated herein by reference and made part of this Form SF-405, Registry of Public Agencies.)

<u>03/03/2025</u> Date	 Signature	<u>Andrew Potter, Clerk of the Board of Supervisors</u> Type or Print Name
---------------------------	---------------	---





**Secretary of State**  
**Registry of Public Agencies**  
 (Government Code section 53051)

**SF-405**

**IMPORTANT — Read Instructions before completing this form.**

There is **No Fee** for a Registry of Public Agencies filing

**Copy Fees** - First page \$1.00; each attachment page \$0.50;  
 Certification Fee - \$5.00

**This Space For Office Use Only**

**1. Type of Filing** (Check one.)

- Initial Filing (first Registry of Public Agencies filing for an agency)  
 Updated Filing (change to an existing Registry of Public Agencies record)

**2. Agency Information**

a. Full Legal Name of Public Agency

County Service Area No. 81 – Fallbrook Local Parks

b. Nature of Update (complete if Updated Filing)

New Officers

c. County

County of San Diego

d. Official Mailing Address

1600 Pacific Highway, Room 402, San Diego, CA 92101-2471

**3. Chairperson, President, or Other Presiding Officer**

a. Name

TERRA LAWSON-REMER (Interim)

b. Title

Vice-Chair

c. Business or Residence Address

1600 Pacific Highway, Room 402, San Diego, CA 92101-2417

**4. Clerk or Secretary**

a. Name

ANDREW POTTER

b. Title

Clerk of the Board of Supervisors

c. Business or Residence Address

1600 Pacific Highway, Room 402, San Diego, CA 92101-2417

**5. Other Members of the Governing Board** (Enter as many as applicable. Attach additional pages for additional members.)

Name TERRA LAWSON-REMER, Vice-Chair	Business or Residence Address 1600 Pacific Highway, Room 402, San Diego, CA 92101-2417
Name JOEL ANDERSON, Pro Tem	Business or Residence Address 1600 Pacific Highway, Room 402, San Diego, CA 92101-2417
Name MONICA MONTGOMERY STEPPE	Business or Residence Address 1600 Pacific Highway, Room 402, San Diego, CA 92101-2417
Name JIM DESMOND	Business or Residence Address 1600 Pacific Highway, Room 402, San Diego, CA 92101-2417
Name	Business or Residence Address

**6. Date and Sign Below** (Additional members set forth on attached pages, if any, are incorporated herein by reference and made part of this Form SF-405, Registry of Public Agencies.)

03/03/2025

Date

Signature

Andrew Potter, Clerk of the Board of Supervisors

Type or Print Name



**Secretary of State**  
**Registry of Public Agencies**  
 (Government Code section 53051)

SF-405

**IMPORTANT — Read Instructions before completing this form.**

There is **No Fee** for a Registry of Public Agencies filing  
**Copy Fees** – First page \$1.00; each attachment page \$0.50;  
 Certification Fee - \$5.00

**This Space For Office Use Only**

**1. Type of Filing** (Check one.)

- Initial Filing (first Registry of Public Agencies filing for an agency)  
 Updated Filing (change to an existing Registry of Public Agencies record)

**2. Agency Information**

a. Full Legal Name of Public Agency <b>County Service Area No. 83 – San Dieguito Local Parks</b>	
b. Nature of Update (complete if Updated Filing) <b>New Officers</b>	
c. County <b>County of San Diego</b>	d. Official Mailing Address <b>1600 Pacific Highway, Room 402, San Diego, CA 92101-2471</b>

**3. Chairperson, President, or Other Presiding Officer**

a. Name <b>TERRA LAWSON-REMER (Interim)</b>	b. Title <b>Vice-Chair</b>
c. Business or Residence Address <b>1600 Pacific Highway, Room 402, San Diego, CA 92101-2417</b>	

**4. Clerk or Secretary**

a. Name <b>ANDREW POTTER</b>	b. Title <b>Clerk of the Board of Supervisors</b>
c. Business or Residence Address <b>1600 Pacific Highway, Room 402, San Diego, CA 92101-2417</b>	

**5. Other Members of the Governing Board** (Enter as many as applicable. Attach additional pages for additional members.)

Name <b>TERRA LAWSON-REMER, Vice-Chair</b>	Business or Residence Address <b>1600 Pacific Highway, Room 402, San Diego, CA 92101-2417</b>
Name <b>JOEL ANDERSON, Pro Tem</b>	Business or Residence Address <b>1600 Pacific Highway, Room 402, San Diego, CA 92101-2417</b>
Name <b>MONICA MONTGOMERY STEPPE</b>	Business or Residence Address <b>1600 Pacific Highway, Room 402, San Diego, CA 92101-2417</b>
Name <b>JIM DESMOND</b>	Business or Residence Address <b>1600 Pacific Highway, Room 402, San Diego, CA 92101-2417</b>
Name	Business or Residence Address

**6. Date and Sign Below** (Additional members set forth on attached pages, if any, are incorporated herein by reference and made part of this Form SF-405, Registry of Public Agencies.)

<b>03/03/2025</b> Date	 Signature	<b>Andrew Potter, Clerk of the Board of Supervisors</b> Type or Print Name
---------------------------	---------------	---



**Secretary of State**  
**Registry of Public Agencies**  
 (Government Code section 53051)

**SF-405**

**IMPORTANT — Read instructions before completing this form.**

There is **No Fee** for a Registry of Public Agencies filing

**Copy Fees** - First page \$1.00; each attachment page \$0.50;  
 Certification Fee - \$5.00

**This Space For Office Use Only**

**1. Type of Filing** (Check one.)

- Initial Filing (first Registry of Public Agencies filing for an agency)  
 Updated Filing (change to an existing Registry of Public Agencies record)

**2. Agency Information**

a. Full Legal Name of Public Agency <b>County Service Area No. 122 – Otay Mesa East</b>	
b. Nature of Update (complete if Updated Filing) <b>New Officers</b>	
c. County <b>County of San Diego</b>	d. Official Mailing Address <b>1600 Pacific Highway, Room 402, San Diego, CA 92101-2471</b>

**3. Chairperson, President, or Other Presiding Officer**

a. Name <b>TERRA LAWSON-REMER (Interim)</b>	b. Title <b>Vice-Chair</b>
c. Business or Residence Address <b>1600 Pacific Highway, Room 402, San Diego, CA 92101-2417</b>	

**4. Clerk or Secretary**

a. Name <b>ANDREW POTTER</b>	b. Title <b>Clerk of the Board of Supervisors</b>
c. Business or Residence Address <b>1600 Pacific Highway, Room 402, San Diego, CA 92101-2417</b>	

**5. Other Members of the Governing Board** (Enter as many as applicable. Attach additional pages for additional members.)

Name <b>TERRA LAWSON-REMER, Vice-Chair</b>	Business or Residence Address <b>1600 Pacific Highway, Room 402, San Diego, CA 92101-2417</b>
Name <b>JOEL ANDERSON, Pro Tem</b>	Business or Residence Address <b>1600 Pacific Highway, Room 402, San Diego, CA 92101-2417</b>
Name <b>MONICA MONTGOMERY STEPPE</b>	Business or Residence Address <b>1600 Pacific Highway, Room 402, San Diego, CA 92101-2417</b>
Name <b>JIM DESMOND</b>	Business or Residence Address <b>1600 Pacific Highway, Room 402, San Diego, CA 92101-2417</b>
Name	Business or Residence Address

**6. Date and Sign Below** (Additional members set forth on attached pages, if any, are incorporated herein by reference and made part of this Form SF-405, Registry of Public Agencies.)

<b>03/03/2025</b> Date	 Signature	<b>Andrew Potter, Clerk of the Board of Supervisors</b> Type or Print Name
---------------------------	---------------	---



**Secretary of State**  
**Registry of Public Agencies**  
 (Government Code section 53051)

SF-405

**IMPORTANT — Read Instructions before completing this form.**

There is **No Fee** for a Registry of Public Agencies filing

**Copy Fees** - First page \$1.00; each attachment page \$0.50;  
 Certification Fee - \$5.00

**This Space For Office Use Only**

**1. Type of Filing** (Check one.)

- Initial Filing (first Registry of Public Agencies filing for an agency)  
 Updated Filing (change to an existing Registry of Public Agencies record)

**2. Agency Information**

a. Full Legal Name of Public Agency <b>County Service Area No. – 128 San Miguel Park</b>	
b. Nature of Update (complete if Updated Filing) <b>New Officers</b>	
c. County <b>County of San Diego</b>	d. Official Mailing Address <b>1600 Pacific Highway, Room 402, San Diego, CA 92101-2471</b>

**3. Chairperson, President, or Other Presiding Officer**

a. Name <b>TERRA LAWSON-REMER (Interim)</b>	b. Title <b>Vice-Chair</b>
c. Business or Residence Address <b>1600 Pacific Highway, Room 402, San Diego, CA 92101-2417</b>	

**4. Clerk or Secretary**

a. Name <b>ANDREW POTTER</b>	b. Title <b>Clerk of the Board of Supervisors</b>
c. Business or Residence Address <b>1600 Pacific Highway, Room 402, San Diego, CA 92101-2417</b>	

**5. Other Members of the Governing Board** (Enter as many as applicable. Attach additional pages for additional members.)

Name <b>TERRA LAWSON-REMER, Vice-Chair</b>	Business or Residence Address <b>1600 Pacific Highway, Room 402, San Diego, CA 92101-2417</b>
Name <b>JOEL ANDERSON, Pro Tem</b>	Business or Residence Address <b>1600 Pacific Highway, Room 402, San Diego, CA 92101-2417</b>
Name <b>MONICA MONTGOMERY STEPPE</b>	Business or Residence Address <b>1600 Pacific Highway, Room 402, San Diego, CA 92101-2417</b>
Name <b>JIM DESMOND</b>	Business or Residence Address <b>1600 Pacific Highway, Room 402, San Diego, CA 92101-2417</b>
Name	Business or Residence Address

**6. Date and Sign Below** (Additional members set forth on attached pages, if any, are incorporated herein by reference and made part of this Form SF-405, Registry of Public Agencies.)

<b>03/03/2025</b> Date	 Signature	<b>Andrew Potter, Clerk of the Board of Supervisors</b> Type or Print Name
---------------------------	---------------	---



**Secretary of State**  
**Registry of Public Agencies**  
 (Government Code section 53051)

SF-405

**IMPORTANT — Read Instructions before completing this form.**

There is **No Fee** for a Registry of Public Agencies filing

**Copy Fees** – First page \$1.00; each attachment page \$0.50;  
 Certification Fee - \$5.00

**This Space For Office Use Only**

**1. Type of Filing** (Check one.)

- Initial Filing (first Registry of Public Agencies filing for an agency)  
 Updated Filing (change to an existing Registry of Public Agencies record)

**2. Agency Information**

a. Full Legal Name of Public Agency

County Service Area No. 135 - Fire Protection and Emergency Medical Services

b. Nature of Update (complete if Updated Filing)

New Officers

c. County

County of San Diego

d. Official Mailing Address

1600 Pacific Highway, Room 402, San Diego, CA 92101-2471

**3. Chairperson, President, or Other Presiding Officer**

a. Name

TERRA LAWSON-REMER (Interim)

b. Title

Vice-Chair

c. Business or Residence Address

1600 Pacific Highway, Room 402, San Diego, CA 92101-2417

**4. Clerk or Secretary**

a. Name

ANDREW POTTER

b. Title

Clerk of the Board of Supervisors

c. Business or Residence Address

1600 Pacific Highway, Room 402, San Diego, CA 92101-2417

**5. Other Members of the Governing Board** (Enter as many as applicable. Attach additional pages for additional members.)

Name TERRA LAWSON-REMER, Vice-Chair	Business or Residence Address 1600 Pacific Highway, Room 402, San Diego, CA 92101-2417
Name JOEL ANDERSON, Pro Tem	Business or Residence Address 1600 Pacific Highway, Room 402, San Diego, CA 92101-2417
Name MONICA MONTGOMERY STEPPE	Business or Residence Address 1600 Pacific Highway, Room 402, San Diego, CA 92101-2417
Name JIM DESMOND	Business or Residence Address 1600 Pacific Highway, Room 402, San Diego, CA 92101-2417
Name	Business or Residence Address

**6. Date and Sign Below** (Additional members set forth on attached pages, if any, are incorporated herein by reference and made part of this Form SF-405, Registry of Public Agencies.)

03/03/2025

Date

Signature

Andrew Potter, Clerk of the Board of Supervisors

Type or Print Name



**Secretary of State**  
**Registry of Public Agencies**  
 (Government Code section 53051)

**SF-405**

**IMPORTANT — Read Instructions before completing this form.**

There is **No Fee** for a Registry of Public Agencies filing

**Copy Fees** - First page \$1.00; each attachment page \$0.50;  
 Certification Fee - \$5.00

**This Space For Office Use Only**

**1. Type of Filing** (Check one.)

- Initial Filing (first Registry of Public Agencies filing for an agency)  
 Updated Filing (change to an existing Registry of Public Agencies record)

**2. Agency Information**

a. Full Legal Name of Public Agency <b>County Service Area No. 135 – Zone D Imperial Beach Protection District 800 Megahertz</b>	
b. Nature of Update (complete if Updated Filing) <b>New Officers</b>	
c. County <b>County of San Diego</b>	d. Official Mailing Address <b>1600 Pacific Highway, Room 402, San Diego, CA 92101-2471</b>

**3. Chairperson, President, or Other Presiding Officer**

a. Name <b>TERRA LAWSON-REMER (Interim)</b>	b. Title <b>Vice-Chair</b>
c. Business or Residence Address <b>1600 Pacific Highway, Room 402, San Diego, CA 92101-2417</b>	

**4. Clerk or Secretary**

a. Name <b>ANDREW POTTER</b>	b. Title <b>Clerk of the Board of Supervisors</b>
c. Business or Residence Address <b>1600 Pacific Highway, Room 402, San Diego, CA 92101-2417</b>	

**5. Other Members of the Governing Board** (Enter as many as applicable. Attach additional pages for additional members.)

Name <b>TERRA LAWSON-REMER, Vice-Chair</b>	Business or Residence Address <b>1600 Pacific Highway, Room 402, San Diego, CA 92101-2417</b>
Name <b>JOEL ANDERSON, Pro Tem</b>	Business or Residence Address <b>1600 Pacific Highway, Room 402, San Diego, CA 92101-2417</b>
Name <b>MONICA MONTGOMERY STEPPE</b>	Business or Residence Address <b>1600 Pacific Highway, Room 402, San Diego, CA 92101-2417</b>
Name <b>JIM DESMOND</b>	Business or Residence Address <b>1600 Pacific Highway, Room 402, San Diego, CA 92101-2417</b>
Name	Business or Residence Address

**6. Date and Sign Below** (Additional members set forth on attached pages, if any, are incorporated herein by reference and made part of this Form SF-405, Registry of Public Agencies.)

<u>03/03/2025</u> Date	 Signature	<u>Andrew Potter, Clerk of the Board of Supervisors</u> Type or Print Name
---------------------------	---------------	---



**Secretary of State**  
**Registry of Public Agencies**  
 (Government Code section 53051)

**SF-405**

**IMPORTANT — Read Instructions before completing this form.**

There is **No Fee** for a Registry of Public Agencies filing

**Copy Fees** - First page \$1.00; each attachment page \$0.50;  
 Certification Fee - \$5.00

**This Space For Office Use Only**

**1. Type of Filing** (Check one.)

- Initial Filing (first Registry of Public Agencies filing for an agency)  
 Updated Filing (change to an existing Registry of Public Agencies record)

**2. Agency Information**

a. Full Legal Name of Public Agency <b>County Service Area No. 135 – Zone N Alpine Fire Protection District 800 MHZ</b>	
b. Nature of Update (complete if Updated Filing) <b>New Officers</b>	
c. County <b>County of San Diego</b>	d. Official Mailing Address <b>1600 Pacific Highway, Room 402, San Diego, CA 92101-2471</b>

**3. Chairperson, President, or Other Presiding Officer**

a. Name <b>TERRA LAWSON-REMER (Interim)</b>	b. Title <b>Vice-Chair</b>
c. Business or Residence Address <b>1600 Pacific Highway, Room 402, San Diego, CA 92101-2417</b>	

**4. Clerk or Secretary**

a. Name <b>ANDREW POTTER</b>	b. Title <b>Clerk of the Board of Supervisors</b>
c. Business or Residence Address <b>1600 Pacific Highway, Room 402, San Diego, CA 92101-2417</b>	

**5. Other Members of the Governing Board** (Enter as many as applicable. Attach additional pages for additional members.)

Name <b>TERRA LAWSON-REMER, Vice-Chair</b>	Business or Residence Address <b>1600 Pacific Highway, Room 402, San Diego, CA 92101-2417</b>
Name <b>JOEL ANDERSON, Pro Tem</b>	Business or Residence Address <b>1600 Pacific Highway, Room 402, San Diego, CA 92101-2417</b>
Name <b>MONICA MONTGOMERY STEPPE</b>	Business or Residence Address <b>1600 Pacific Highway, Room 402, San Diego, CA 92101-2417</b>
Name <b>JIM DESMOND</b>	Business or Residence Address <b>1600 Pacific Highway, Room 402, San Diego, CA 92101-2417</b>
Name	Business or Residence Address

**6. Date and Sign Below** (Additional members set forth on attached pages, if any, are incorporated herein by reference and made part of this Form SF-405, Registry of Public Agencies.)

<u>03/03/2025</u> Date	 Signature	<u>Andrew Potter, Clerk of the Board of Supervisors</u> Type or Print Name
---------------------------	---------------	---



**Secretary of State**  
**Registry of Public Agencies**  
 (Government Code section 53051)

**SF-405**

**IMPORTANT — Read instructions before completing this form.**

There is **No Fee** for a Registry of Public Agencies filing

**Copy Fees** — First page \$1.00; each attachment page \$0.50;  
 Certification Fee - \$5.00

**This Space For Office Use Only**

**1. Type of Filing** (Check one.)

- Initial Filing (first Registry of Public Agencies filing for an agency)  
 Updated Filing (change to an existing Registry of Public Agencies record)

**2. Agency Information**

a. Full Legal Name of Public Agency  
**County Service Area No. 135 – Zone O Bonita-Sunnyside Fire Protection District 800 MHZ**

b. Nature of Update (complete if Updated Filing)

**New Officers**

c. County <b>County of San Diego</b>	d. Official Mailing Address <b>1600 Pacific Highway, Room 402, San Diego, CA 92101-2471</b>
---	--

**3. Chairperson, President, or Other Presiding Officer**

a. Name <b>TERRA LAWSON-REMER (Interim)</b>	b. Title <b>Vice-Chair</b>
--	-------------------------------

c. Business or Residence Address  
**1600 Pacific Highway, Room 402, San Diego, CA 92101-2417**

**4. Clerk or Secretary**

a. Name <b>ANDREW POTTER</b>	b. Title <b>Clerk of the Board of Supervisors</b>
---------------------------------	--

c. Business or Residence Address  
**1600 Pacific Highway, Room 402, San Diego, CA 92101-2417**

**5. Other Members of the Governing Board** (Enter as many as applicable. Attach additional pages for additional members.)

Name <b>TERRA LAWSON-REMER, Vice-Chair</b>	Business or Residence Address <b>1600 Pacific Highway, Room 402, San Diego, CA 92101-2417</b>
Name <b>JOEL ANDERSON, Pro Tem</b>	Business or Residence Address <b>1600 Pacific Highway, Room 402, San Diego, CA 92101-2417</b>
Name <b>MONICA MONTGOMERY STEPPE</b>	Business or Residence Address <b>1600 Pacific Highway, Room 402, San Diego, CA 92101-2417</b>
Name <b>JIM DESMOND</b>	Business or Residence Address <b>1600 Pacific Highway, Room 402, San Diego, CA 92101-2417</b>
Name	Business or Residence Address

**6. Date and Sign Below** (Additional members set forth on attached pages, if any, are incorporated herein by reference and made part of this Form SF-405, Registry of Public Agencies.)

<u>03/03/2025</u> Date	 Signature	<u>Andrew Potter, Clerk of the Board of Supervisors</u> Type or Print Name
---------------------------	---------------	---





**Secretary of State**  
**Registry of Public Agencies**  
 (Government Code section 53051)

**SF-405**

**IMPORTANT — Read Instructions before completing this form.**

There is **No Fee** for a Registry of Public Agencies filing

**Copy Fees** - First page \$1.00; each attachment page \$0.50;  
 Certification Fee - \$5.00

**This Space For Office Use Only**

**1. Type of Filing** (Check one.)

- Initial Filing (first Registry of Public Agencies filing for an agency)  
 Updated Filing (change to an existing Registry of Public Agencies record)

**2. Agency Information**

a. Full Legal Name of Public Agency

County Service Area No. 135 – Zone Q San Miguel Fire Protection District 800 MHZ

b. Nature of Update (complete if Updated Filing)

New Officers

c. County

County of San Diego

d. Official Mailing Address

1600 Pacific Highway, Room 402, San Diego, CA 92101-2471

**3. Chairperson, President, or Other Presiding Officer**

a. Name

TERRA LAWSON-REMER (Interim)

b. Title

Vice-Chair

c. Business or Residence Address

1600 Pacific Highway, Room 402, San Diego, CA 92101-2417

**4. Clerk or Secretary**

a. Name

ANDREW POTTER

b. Title

Clerk of the Board of Supervisors

c. Business or Residence Address

1600 Pacific Highway, Room 402, San Diego, CA 92101-2417

**5. Other Members of the Governing Board** (Enter as many as applicable. Attach additional pages for additional members.)

Name TERRA LAWSON-REMER, Vice-Chair	Business or Residence Address 1600 Pacific Highway, Room 402, San Diego, CA 92101-2417
Name JOEL ANDERSON, Pro Tem	Business or Residence Address 1600 Pacific Highway, Room 402, San Diego, CA 92101-2417
Name MONICA MONTGOMERY STEPPE	Business or Residence Address 1600 Pacific Highway, Room 402, San Diego, CA 92101-2417
Name JIM DESMOND	Business or Residence Address 1600 Pacific Highway, Room 402, San Diego, CA 92101-2417
Name	Business or Residence Address

**6. Date and Sign Below** (Additional members set forth on attached pages, if any, are incorporated herein by reference and made part of this Form SF-405, Registry of Public Agencies.)

03/03/2025

Date

Signature

Andrew Potter, Clerk of the Board of Supervisors

Type or Print Name



**Secretary of State**  
**Registry of Public Agencies**  
 (Government Code section 53051)

**SF-405**

**IMPORTANT — Read Instructions before completing this form.**

There is **No Fee** for a Registry of Public Agencies filing

**Copy Fees** - First page \$1.00; each attachment page \$0.50;  
 Certification Fee - \$5.00

**This Space For Office Use Only**

**1. Type of Filing** (Check one.)

- Initial Filing (first Registry of Public Agencies filing for an agency)  
 Updated Filing (change to an existing Registry of Public Agencies record)

**2. Agency Information**

a. Full Legal Name of Public Agency <b>County Service Area No. 135 – Zone R Center Fire Protection District 800 MHZ</b>	
b. Nature of Update (complete if Updated Filing) <b>New Officers</b>	
c. County <b>County of San Diego</b>	d. Official Mailing Address <b>1600 Pacific Highway, Room 402, San Diego, CA 92101-2471</b>

**3. Chairperson, President, or Other Presiding Officer**

a. Name <b>TERRA LAWSON-REMER (Interim)</b>	b. Title <b>Vice-Chair</b>
c. Business or Residence Address <b>1600 Pacific Highway, Room 402, San Diego, CA 92101-2417</b>	

**4. Clerk or Secretary**

a. Name <b>ANDREW POTTER</b>	b. Title <b>Clerk of the Board of Supervisors</b>
c. Business or Residence Address <b>1600 Pacific Highway, Room 402, San Diego, CA 92101-2417</b>	

**5. Other Members of the Governing Board** (Enter as many as applicable. Attach additional pages for additional members.)

Name <b>TERRA LAWSON-REMER, Vice-Chair</b>	Business or Residence Address <b>1600 Pacific Highway, Room 402, San Diego, CA 92101-2417</b>
Name <b>JOEL ANDERSON, Pro Tem</b>	Business or Residence Address <b>1600 Pacific Highway, Room 402, San Diego, CA 92101-2417</b>
Name <b>MONICA MONTGOMERY STEPPE</b>	Business or Residence Address <b>1600 Pacific Highway, Room 402, San Diego, CA 92101-2417</b>
Name <b>JIM DESMOND</b>	Business or Residence Address <b>1600 Pacific Highway, Room 402, San Diego, CA 92101-2417</b>
Name	Business or Residence Address

**6. Date and Sign Below** (Additional members set forth on attached pages, if any, are incorporated herein by reference and made part of this Form SF-405, Registry of Public Agencies.)

<u>03/03/2025</u> Date	 Signature	<u>Andrew Potter, Clerk of the Board of Supervisors</u> Type or Print Name
---------------------------	---------------	---



**Secretary of State**  
**Registry of Public Agencies**  
 (Government Code section 53051)

**SF-405**

**IMPORTANT — Read Instructions before completing this form.**

There is **No Fee** for a Registry of Public Agencies filing

**Copy Fees** — First page \$1.00; each attachment page \$0.50;  
 Certification Fee - \$5.00

**This Space For Office Use Only**

**1. Type of Filing** (Check one.)

- Initial Filing (first Registry of Public Agencies filing for an agency)  
 Updated Filing (change to an existing Registry of Public Agencies record)

**2. Agency Information**

a. Full Legal Name of Public Agency

**County Service Area No. 135 – Zone S Vista Fire Protection District 800 MHZ**

b. Nature of Update (complete if Updated Filing)

**New Officers**

c. County

**County of San Diego**

d. Official Mailing Address

**1600 Pacific Highway, Room 402, San Diego, CA 92101-2471**

**3. Chairperson, President, or Other Presiding Officer**

a. Name

**TERRA LAWSON-REMER (Interim)**

b. Title

**Vice-Chair**

c. Business or Residence Address

**1600 Pacific Highway, Room 402, San Diego, CA 92101-2417**

**4. Clerk or Secretary**

a. Name

**ANDREW POTTER**

b. Title

**Clerk of the Board of Supervisors**

c. Business or Residence Address

**1600 Pacific Highway, Room 402, San Diego, CA 92101-2417**

**5. Other Members of the Governing Board** (Enter as many as applicable. Attach additional pages for additional members.)

Name <b>TERRA LAWSON-REMER, Vice-Chair</b>	Business or Residence Address 1600 Pacific Highway, Room 402, San Diego, CA 92101-2417
Name <b>JOEL ANDERSON, Pro Tem</b>	Business or Residence Address 1600 Pacific Highway, Room 402, San Diego, CA 92101-2417
Name <b>MONICA MONTGOMERY STEPPE</b>	Business or Residence Address 1600 Pacific Highway, Room 402, San Diego, CA 92101-2417
Name <b>JIM DESMOND</b>	Business or Residence Address 1600 Pacific Highway, Room 402, San Diego, CA 92101-2417
Name	Business or Residence Address

**6. Date and Sign Below** (Additional members set forth on attached pages, if any, are incorporated herein by reference and made part of this Form SF-405, Registry of Public Agencies.)

**03/03/2025**

Date

Signature

**Andrew Potter, Clerk of the Board of Supervisors**

Type or Print Name



**Secretary of State**  
**Registry of Public Agencies**  
 (Government Code section 53051)

**SF-405**

**IMPORTANT — Read Instructions before completing this form.**

There is **No Fee** for a Registry of Public Agencies filing

**Copy Fees** – First page \$1.00; each attachment page \$0.50;  
 Certification Fee - \$5.00

**This Space For Office Use Only**

**1. Type of Filing** (Check one.)

- Initial Filing (first Registry of Public Agencies filing for an agency)  
 Updated Filing (change to an existing Registry of Public Agencies record)

**2. Agency Information**

a. Full Legal Name of Public Agency

County Service Area No. 136 – Sundance Detention Basins

b. Nature of Update (complete if Updated Filing)

New Officers

c. County

County of San Diego

d. Official Mailing Address

1600 Pacific Highway, Room 402, San Diego, CA 92101-2471

**3. Chairperson, President, or Other Presiding Officer**

a. Name

TERRA LAWSON-REMER (Interim)

b. Title

Vice-Chair

c. Business or Residence Address

1600 Pacific Highway, Room 402, San Diego, CA 92101-2417

**4. Clerk or Secretary**

a. Name

ANDREW POTTER

b. Title

Clerk of the Board of Supervisors

c. Business or Residence Address

1600 Pacific Highway, Room 402, San Diego, CA 92101-2417

**5. Other Members of the Governing Board** (Enter as many as applicable. Attach additional pages for additional members.)

Name TERRA LAWSON-REMER, Vice-Chair	Business or Residence Address 1600 Pacific Highway, Room 402, San Diego, CA 92101-2417
Name JOEL ANDERSON, Pro Tem	Business or Residence Address 1600 Pacific Highway, Room 402, San Diego, CA 92101-2417
Name MONICA MONTGOMERY STEPPE	Business or Residence Address 1600 Pacific Highway, Room 402, San Diego, CA 92101-2417
Name JIM DESMOND	Business or Residence Address 1600 Pacific Highway, Room 402, San Diego, CA 92101-2417
Name	Business or Residence Address

**6. Date and Sign Below** (Additional members set forth on attached pages, if any, are incorporated herein by reference and made part of this Form SF-405, Registry of Public Agencies.)

03/03/2025

Date

Signature

Andrew Potter, Clerk of the Board of Supervisors

Type or Print Name



**Secretary of State**  
**Registry of Public Agencies**  
 (Government Code section 53051)

SF-405

**IMPORTANT — Read Instructions before completing this form.**

There is **No Fee** for a Registry of Public Agencies filing

**Copy Fees** – First page \$1.00; each attachment page \$0.50;  
 Certification Fee - \$5.00

**This Space For Office Use Only**

**1. Type of Filing** (Check one.)

- Initial Filing (first Registry of Public Agencies filing for an agency)  
 Updated Filing (change to an existing Registry of Public Agencies record)

**2. Agency Information**

a. Full Legal Name of Public Agency

County Service Area No. 137 – Live Oak Springs

b. Nature of Update (complete if Updated Filing)

New Officers

c. County

County of San Diego

d. Official Mailing Address

1600 Pacific Highway, Room 402, San Diego, CA 92101-2471

**3. Chairperson, President, or Other Presiding Officer**

a. Name

TERRA LAWSON-REMER (Interim)

b. Title

Vice-Chair

c. Business or Residence Address

1600 Pacific Highway, Room 402, San Diego, CA 92101-2417

**4. Clerk or Secretary**

a. Name

ANDREW POTTER

b. Title

Clerk of the Board of Supervisors

c. Business or Residence Address

1600 Pacific Highway, Room 402, San Diego, CA 92101-2417

**5. Other Members of the Governing Board** (Enter as many as applicable. Attach additional pages for additional members.)

Name TERRA LAWSON-REMER, Vice-Chair	Business or Residence Address 1600 Pacific Highway, Room 402, San Diego, CA 92101-2417
Name JOEL ANDERSON, Pro Tem	Business or Residence Address 1600 Pacific Highway, Room 402, San Diego, CA 92101-2417
Name MONICA MONTGOMERY STEPPE	Business or Residence Address 1600 Pacific Highway, Room 402, San Diego, CA 92101-2417
Name JIM DESMOND	Business or Residence Address 1600 Pacific Highway, Room 402, San Diego, CA 92101-2417
Name	Business or Residence Address

**6. Date and Sign Below** (Additional members set forth on attached pages, if any, are incorporated herein by reference and made part of this Form SF-405, Registry of Public Agencies.)

03/03/2025

Date

Signature

Andrew Potter, Clerk of the Board of Supervisors

Type or Print Name



**Secretary of State**  
**Registry of Public Agencies**  
 (Government Code section 53051)

SF-405

**IMPORTANT — Read instructions before completing this form.**

There is **No Fee** for a Registry of Public Agencies filing

**Copy Fees** - First page \$1.00; each attachment page \$0.50;  
 Certification Fee - \$5.00

**This Space For Office Use Only**

**1. Type of Filing** (Check one.)

- Initial Filing (first Registry of Public Agencies filing for an agency)  
 Updated Filing (change to an existing Registry of Public Agencies record)

**2. Agency Information**

a. Full Legal Name of Public Agency <b>County Service Area No. 138 – Valley Center Parks and Recreation</b>	
b. Nature of Update (complete if Updated Filing) <b>New Officers</b>	
c. County <b>County of San Diego</b>	d. Official Mailing Address <b>1600 Pacific Highway, Room 402, San Diego, CA 92101-2471</b>

**3. Chairperson, President, or Other Presiding Officer**

a. Name <b>TERRA LAWSON-REMER (Interim)</b>	b. Title <b>Vice-Chair</b>
c. Business or Residence Address <b>1600 Pacific Highway, Room 402, San Diego, CA 92101-2417</b>	

**4. Clerk or Secretary**

a. Name <b>ANDREW POTTER</b>	b. Title <b>Clerk of the Board of Supervisors</b>
c. Business or Residence Address <b>1600 Pacific Highway, Room 402, San Diego, CA 92101-2417</b>	

**5. Other Members of the Governing Board** (Enter as many as applicable. Attach additional pages for additional members.)

Name <b>TERRA LAWSON-REMER, Vice-Chair</b>	Business or Residence Address <b>1600 Pacific Highway, Room 402, San Diego, CA 92101-2417</b>
Name <b>JOEL ANDERSON, Pro Tem</b>	Business or Residence Address <b>1600 Pacific Highway, Room 402, San Diego, CA 92101-2417</b>
Name <b>MONICA MONTGOMERY STEPPE</b>	Business or Residence Address <b>1600 Pacific Highway, Room 402, San Diego, CA 92101-2417</b>
Name <b>JIM DESMOND</b>	Business or Residence Address <b>1600 Pacific Highway, Room 402, San Diego, CA 92101-2417</b>
Name	Business or Residence Address

**6. Date and Sign Below** (Additional members set forth on attached pages, if any, are incorporated herein by reference and made part of this Form SF-405, Registry of Public Agencies.)

<b>03/03/2025</b> Date	 Signature	<b>Andrew Potter, Clerk of the Board of Supervisors</b> Type or Print Name
---------------------------	---------------	---



COSD CLERK OF THE BOARD  
2025 FEB 28 PM 2:10

**EBONY N. SHELTON**  
CHIEF ADMINISTRATIVE OFFICER

**CHIEF ADMINISTRATIVE OFFICE**  
1600 PACIFIC HIGHWAY, ROOM 209, SAN DIEGO, CALIFORNIA 92101-2422  
(619) 531-5880

**CAROLINE SMITH**  
ASSISTANT CHIEF  
ADMINISTRATIVE OFFICER

February 27, 2025

**TO:** Supervisor Terra Lawson-Remer, Vice Chair  
Supervisor Joel Anderson  
Supervisor Monica Montgomery Steppe  
Supervisor Jim Desmond

**FROM:** Ebony N. Shelton  
Chief Administrative Officer

## **RESEARCH, BEST PRACTICES, AND RECOMMENDATIONS ON TRANSFORMATIVE TECHNOLOGIES AND ARTIFICIAL INTELLIGENCE**

### **OVERVIEW**

On June 4, 2024, the Board of Supervisors (Board) established the Transformative Technologies and Artificial Intelligence ad hoc Subcommittee (Subcommittee) comprised of Supervisor Joel Anderson and Supervisor Nora Vargas. The Board directed County of San Diego (County) staff to report back to the Board on the Subcommittee's activities and the County's approach to Artificial Intelligence (AI) and the currency of its technology. This memorandum provides that information.

Since information technology and telecommunications are rapidly changing along with AI advancements and are critical to the County's ability to effectively perform its duties, the ad hoc Subcommittee was created. Its purpose is to better understand and leverage transformative technologies including, but not limited to, AI to make County services more responsive, efficient, and accessible to all. The Subcommittee was tasked to develop recommendations and actions on AI-related policies, review new technology procurements and data initiatives that involve an AI system, and review the governance for proactively managing and monitoring new AI advancements. The Subcommittee was also tasked with evaluating the County's current technology and telecommunication needs and how they are provided. The Board then tasked it with using that information to provide input to the Chief Administrative Officer for her use in recommending to the Board ways the County can meet its future information technology and telecommunications needs.

Recent advances in AI and related transformative technologies are creating exciting opportunities to grow San Diego region's economy and improve the lives of its residents. At the same time, local governments across the country are facing increasingly difficult decisions about how to respond to the challenges posed by Generative AI and robotics integrated with AI, as these systems are different from previous automation technologies by behaving like agents of their own, leading to fear about job losses, security vulnerabilities, and fraud.

In response to the emergence of Generative AI, federal guidance for US governments concerning AI started with President Biden's executive order issued on October 20, 2023. That order focused on promoting the safe, trustworthy, and transparent development and use of AI within the United States. On January 23, 2025, President Trump revoked the former President's order and issued a new one titled *Removing Barriers to American Leadership in Artificial Intelligence*. The purpose of this new executive order is to "develop AI systems that are free from ideological bias or engineered social agendas" and "to sustain and enhance America's global AI dominance in order to promote human flourishing, economic competitiveness, and national security." The executive order tasks a special assistant to work with federal agencies in developing an AI action plan within 180 days.

### **OVERVIEW OF AI**

The ability for machines to learn and predict has been part of technology for over 50 years. "Machine learning" occurs where a computer program is designed to take in information and adjust its future decision-making based on information it receives. A simple example of this is when a word processing program "predicts" the completed word the writer is typing.

In October 2022, OpenAI released ChatGPT. Unlike previous machine learning AI, ChatGPT is what is now known as Generative AI. ChatGPT became the most rapidly downloaded application in history and created a tremendous amount of public and private interest in Generative AI.

Generative AI is based on complex algorithms that take a user's question, and constantly adjusts its output based on information the algorithms have been trained to analyze. Through this process, Generative AI can do everything from drafting an email to writing a poem or song to creating a visual image.

Generative AI has tremendous potential while also carrying risk. Generative AI uses what are called large language models (LLMs) to develop answers. Unfortunately, and for reasons developers and researchers do not completely understand, Generative AI can "hallucinate" when analyzing and generating answers from their LLMs. Generative AI hallucinations are where the result sounds correct but includes false and often fictional information.

Generative AI also creates other risks that will need to be mitigated. Those include the risk of inadvertent disclosures of confidential information, relying on biased or inaccurate information, and legal concerns about copyright violations. The confidentiality concerns arise from how LLMs operate. One feature of Generative AI is that it "learns" from its inquiries and actions. Users who input confidential information into their queries risk making that information available to the LLM, which it may then incorporate into answers for others not entitled to see the confidential information. Similarly, because Generative AI is based on LLMs that predominantly use data they collect from the internet, the data used is susceptible to bias, mistake and sabotage, and there have been claims that using this data can lead to copyright violations.

The following summarizes the Subcommittee's meetings and the information provided by the speakers. Notably, while the speakers addressed the foregoing concerns, they also highlighted the tremendous potential of Generative AI and offered suggestions on its safe and effective use.



## **FINDINGS AND PUBLIC FEEDBACK**

The Subcommittee held public meetings on October 16, 2024, and January 15, 2025. This section summarizes the Subcommittee's research, findings and public feedback. In addition to the presentations, questions, and comments, members of the public submitted responses to a set of survey questions during the meeting. These results are attached as an addendum to this memorandum.

### ***October 16, 2024, Subcommittee Meeting***

The focus of the October meeting was on an overview of AI fundamentals, use cases, and its expanding role in government. Supervisor Vargas made comments about the importance of AI in modern governance and emphasized the growing role of AI in public services and the need for informed policy-making. The meeting welcomed Traci Lee from OpenAI, one of the world's leading Generative AI companies that has produced ChatGPT. Ms. Lee provided a summary of ChatGPT's Generative AI capabilities, how it is being used in various sectors (education, customer service, healthcare), and real-world examples of its societal benefits. Following this presentation, the Subcommittee and Ms. Lee discussed how Generative AI models like ChatGPT are improving accessibility to information and enhancing productivity across industries.

Seamus Dowdall from the National Association of Counties (NACo) offered the second presentation, AI 101: Foundational Overview of AI and Concerns. Mr. Dowdall's presentation provided a foundational overview of AI and highlighted key concepts such as machine learning, neural networks, and natural language processing. Mr. Dowdall also presented the status on legislation and efforts at the federal and state levels, such as the AI Bill of Rights and AI Risk Management Framework. He further addressed common concerns, such as large language model hallucinations, deepfakes, the protection of confidential data, and how counties address issues and concerns from employees. Finally, Mr. Dowdall summarized NACo's AI County Compass which is a comprehensive toolkit for local governance and implementation of Generative AI covering the following areas of policy, ethics, applications, and workforce.

The final presentation was provided by David Smith, the County's Chief Information Officer. Mr. Smith described the County's current AI efforts, including Generative AI. He discussed how AI has been integrated into certain County systems, such as cybersecurity, for many years, and how the introduction of Generative AI has opened many new possibilities for the County. For example, the County is leveraging Generative AI (and other innovative technologies) to use a "data lake" that allows the County to collect and analyze data from large data sources for a fraction of the cost of traditional data base systems. Mr. Smith also described other areas the County is looking to use AI, including a dash cam that County vehicles may be mounted with to identify potholes, automating routine tasks, and acting as a virtual assistant for employees to assist them in their daily work. All of these efforts are intended to improve public service delivery. Mr. Smith outlined future plans for Generative AI adoption, potential projects, and areas where AI can further support the County's strategic goals. Following the presentation, Supervisor Anderson inquired about the dash cam pothole system, and Supervisor Vargas inquired about the impact on employees. In response to Supervisor Anderson, Mr. Smith explained that he would follow the dash cam implementation, and in response to Supervisor Vargas, he explained that he is aware of the labor issues, and was committed to working with employees to assure them of AI's promise to assist them and not as a threat to their work.

Following the presenters, Supervisor Anderson provided closing remarks that included a summary of key points discussed, next steps for the subcommittee, and a preview of the topics to be covered in the next meeting.

***January 15, 2025, Subcommittee Meeting***

The focus of the January meeting was about how AI and IT innovations can transform the County's workforce and operations. Supervisor Anderson summarized the presentations from the first meeting and how it provided the foundation of what AI is and issues surrounding AI.

The first presentation focused on the GovAI Coalition and AI Tools for public agencies. Speaker Jiri Rutner, from the City of San Jose, provided an overview of the GovAI Coalition and the City of San Jose's efforts, including case studies and tools that public agencies can use to build an AI governance framework to ensure the appropriate use of AI technology. Examples included a general use AI policy, factsheets, and AI procurement terms and conditions. Mr. Rutner focused on how AI technology is being deployed in government with a focus on how Generative AI can support the County's policy, compliance, and public communication initiatives.

The second presentation was by Satomi Rash-Zeigler, Executive Director at UC San Diego Labor Center and Lilly Irani, Associate Professor at UC San Diego. They focused on the impact of technology change and Generative AI on the workforce. The speakers addressed the impact of Generative AI on workers' rights and the labor market, focusing on challenges such as job displacement and opportunities for workforce upskilling. The presenters highlighted strategies to ensure Generative AI adoption benefits workers and supports equitable labor practices. The speakers noted that Generative AI tools can create false positives and that it is critical to have human involvement and oversight in the final decision-making process. They noted it is also critical to involve workers in the implementation process of Generative AI tools to maintain efficiency and worker satisfaction since Generative AI tools cannot include all physical and mental considerations of a business process. Finally, they raised concerns about the ecological impact of Generative AI, noting that Generative AI requires considerable computing power that can impact the surrounding environment.

The County's CIO provided the third presentation. Mr. Smith offered a detailed overview of the County's IT infrastructure, including a timeline of the current IT contract and related subcontracts. Mr. Smith provided a history of how the County transformed from an antiquated, disorganized and poorly functioning IT environment and to a more centralized IT environment that provides the County with technical currency and every employee with technology to perform their duties – something that was in question before. He explained how the County works to maintain currency in its technology by refreshing to current technology, on a contractually set schedule, core County infrastructure. He noted that the current agreement expires at the end of 2028 and that he and the County Technology Office (CTO) were beginning to prepare for that event and what will follow.

Mr. Smith also discussed the County's technology innovation program and, in particular, a feature of the County's agreement with its IT provider. That feature, the "Innovation Fund", is a \$1M fund where the County and its IT provider share equally in the costs to test new and innovative technologies and uses and delivery of technology. Mr. Smith explained that the program provides quick – ideally within 90 days – proofs of concept for innovative ideas. If the idea "proves" viable, the individual departments may then decide whether to pursue that or a similar solution by acquiring the technology in accordance with County procurement rules. In addition, the County hosts an annual Innovation Day, focused on showing existing and innovative technologies available to County departments. Finally, beginning in 2023, the CTO began hosting an Idea-a-Thon where department subject matter experts and IT staff come together for a day to identify opportunities for innovation. Together, the Innovation Fund, Innovation Day and Idea-a-Thon form the core of the County's Innovation Program.

The meeting concluded with comments from Supervisor Anderson that provided a summary of key takeaways from the meeting and a preview of the final meeting, where findings will be shared as the subcommittee wraps up its work.

### **ADDITIONAL INFORMATION**

County staff have been involved at the national and state level in working to better understand and collaborate with other jurisdictions on AI and its potentially unique impact on government. Mr. Smith is a member of NACo's County Technical Advisory Council (CTAC), which is comprised of County CIOs and other officials from counties around the Country. Through CTAC, Mr. Smith assisted the NACo IT AI Committee to develop the NACo's AI County Compass referenced in Mr. Dowdall's presentation. The development of that report and information contained in it inform the recommendations below.

Further, County staff have also been involved in the City of San Jose led GovAI Coalition effort, including participating in the initial working meetings in 2024. Through this, staff have been able to better understand how other public entities are approaching the implementation of AI, working with their employees to address any impacts, and share knowledge and information about best practices and the like. This participation also informed the recommendations below.

### **RECOMMENDATIONS**

In summary, the Board may want to consider the following actions regarding transformative technologies and artificial intelligence:


- Adopt an Artificial Intelligence Policy that addresses the following concepts and concerns:
  - Ensures AI systems are used for appropriate County purposes and in accordance with applicable local, state, and federal laws;
  - Maintains confidentiality, integrity, and availability of information used and generated by AI systems;
  - Outline the objectives and principles for County usage of AI systems;
  - Ensures that all AI systems used by the County or on its behalf adhere to the general principles of accuracy, transparency, equity, accountability, utility, and privacy;
  - Establish and maintain processes to assess and manage risks presented by AI systems used by the County;
  - Aligns governance of AI systems with existing County security and data privacy measures in accordance with the County's Information Security and Data governance Policies; and
  - Convey prohibited uses of AI systems.
- Direct the CAO to:
  - Develop and implement AI acceptable use guidelines and a risk management framework based on the Board-adopted AI policy;
  - Establish an AI training program for employees with Human in the Loop (HITL) specifications;
  - Develop AI procurement requirements for appropriate selection of AI services and vendors; and
  - Develop AI Use Strategy for improving the efficiency of County programs and services.

Finally, to ensure that the County is providing effective and current technology, and to provide an independent assessment of the County's IT environment, direct the CAO to retain the services of an IT firm to assess the County's IT services and to identify any opportunities to improve the currency of the technology provided.

Research, Best Practices, and Recommendations on Transformative Technologies and Artificial  
Intelligence  
Page Six  
February 27, 2025

Should have you have any questions related to these efforts, please do not hesitate to contact David J. Smith, Chief Information Officer, at [David.Smith@sdcounty.ca.gov](mailto:David.Smith@sdcounty.ca.gov).

Respectfully,



**EBONY N. SHELTON**  
Chief Administrative Officer

Attachments:  
Project Report  
Comment Form

c: Caroline Smith, Assistant Chief Administrative Officer  
Claudia Silva, County Counsel  
David J. Smith, Chief Information Officer

# Comment Form

---

## **SURVEY RESPONSE REPORT**

14 February 2022 - 11 February 2025

### **PROJECT NAME:**

The County and Artificial Intelligence



SURVEY QUESTIONS

**Q1 First Name**

**Anonymous** Jozelle  
11/13/2024 08:44 PM

**Anonymous** Alvin  
11/28/2024 06:33 PM

**Anonymous** Daniel  
12/08/2024 01:17 PM

**Anonymous** Lorna  
1/15/2025 05:30 PM

**Anonymous** Robert  
1/16/2025 01:40 PM

**Anonymous** Arjun  
1/17/2025 07:51 AM

**Anonymous** Sandra  
1/17/2025 03:29 PM

**Anonymous** Joseph  
1/21/2025 12:03 PM

**Anonymous** Misha  
1/29/2025 06:25 AM

**Anonymous** Paul  
1/29/2025 08:47 AM

**Anonymous** Patrick  
1/29/2025 11:23 AM

**Anonymous**

Cynthia

1/29/2025 02:14 PM

**Optional question** (12 response(s), 0 skipped)

**Question type:** Single Line Question



**Q2 | Last Name**

**Anonymous** Torquato  
11/12/2024 08:44 PM

**Anonymous** Clark  
11/28/2024 06:23 PM

**Anonymous** Ouidiani  
12/06/2024 01:17 PM

**Anonymous** Tario  
1/15/2025 05:30 PM

**Anonymous** Wiederkehr  
1/16/2025 01:40 PM

**Anonymous** Dave  
1/17/2025 07:51 AM

**Anonymous** Deakins  
1/17/2025 03:29 PM

**Anonymous** Coppola  
1/21/2025 12:03 PM

**Anonymous** G  
1/29/2025 06:25 AM

**Anonymous** Kelly  
1/29/2025 08:47 AM

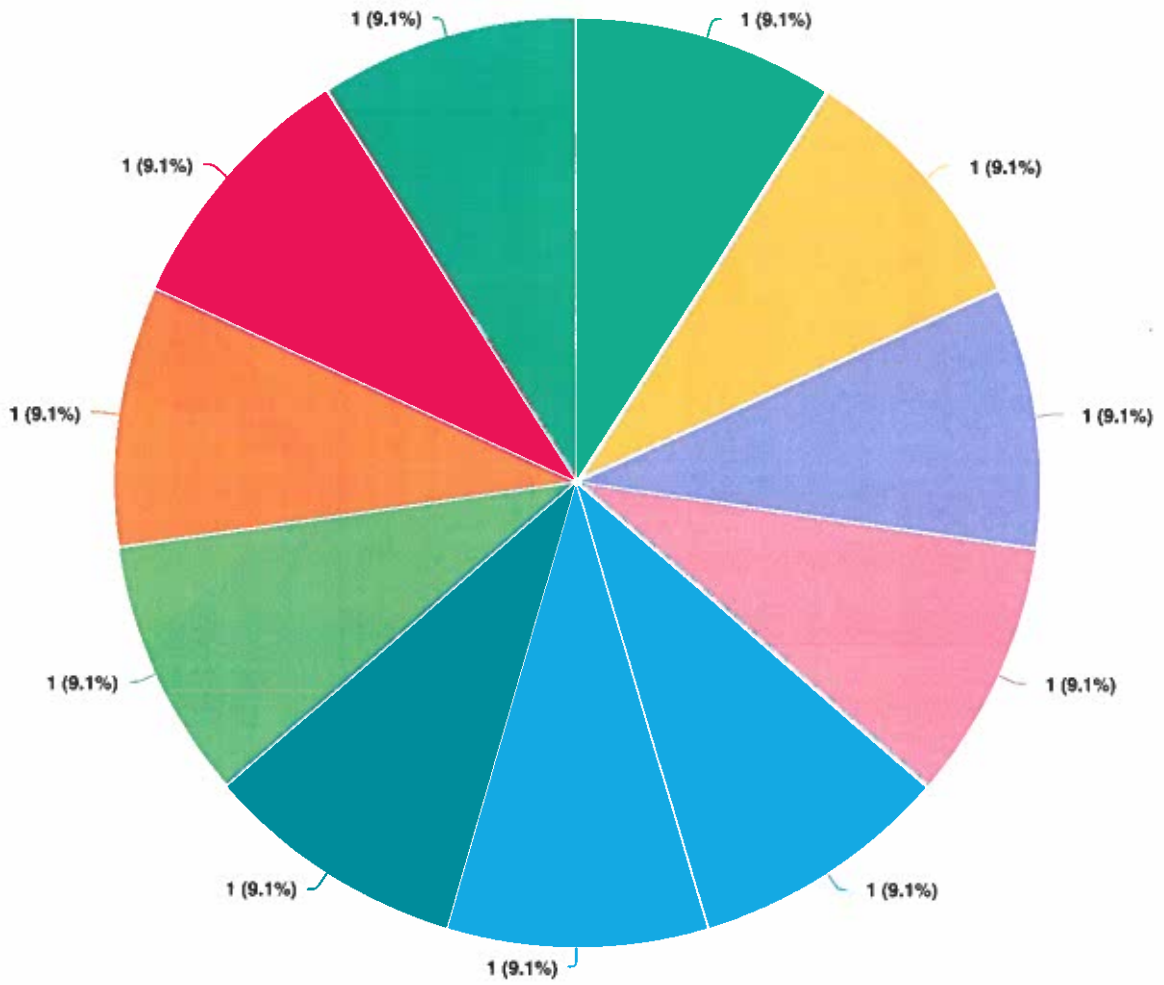
**Anonymous** Tellez  
1/29/2025 11:23 AM

**Anonymous** Reid  
1/29/2025 02:14 PM

**Optional question** (12 response(s), 0 skipped)

**Question type:** Single Line Question

### Q3 Zip Code

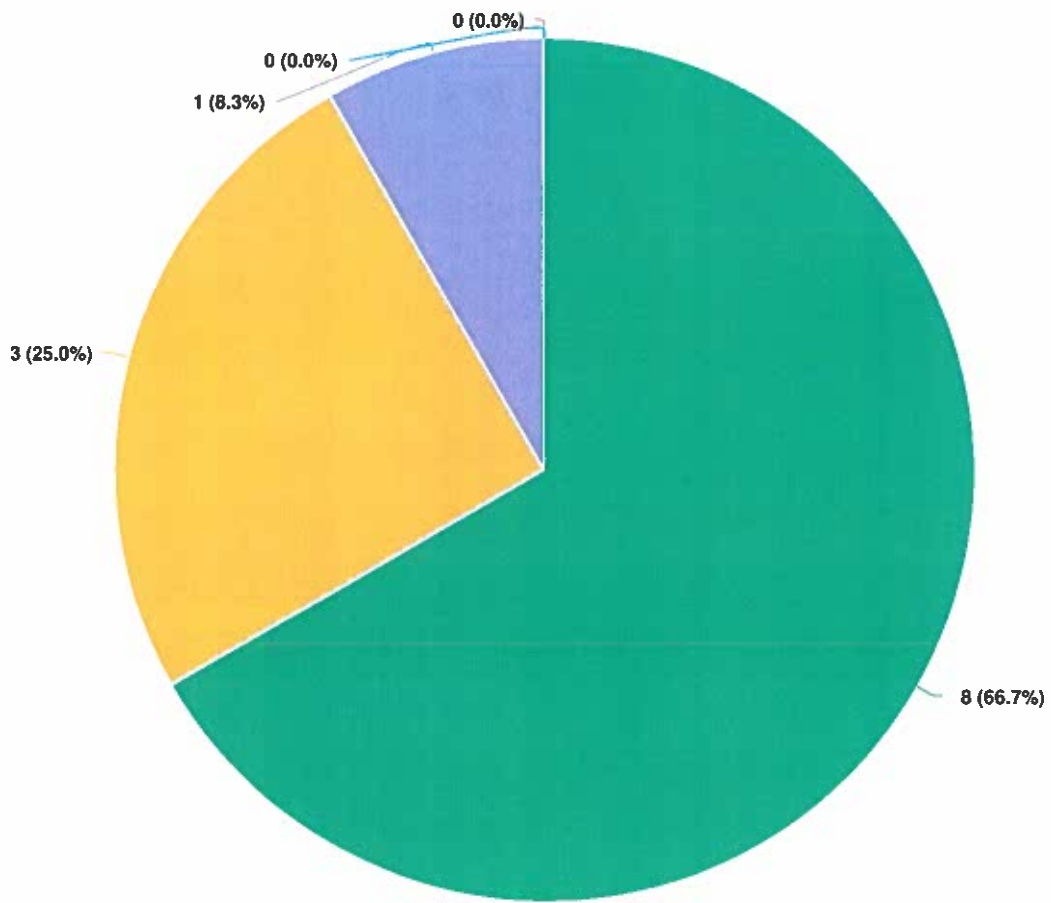


#### Question options

- Lakeside, CA 92040
- San Diego, CA 92120
- El Cajon, CA 92020
- Alpine, CA 91901
- El Cajon, CA 92021
- San Diego, CA 92123
- Bostonia, CA 92021
- San Diego, CA 92115
- Oceanside, CA 92056
- San Diego, CA 92130
- Santee, CA 92071

Optional question (11 response(s), 1 skipped)  
Question type: Region Question

#### Q4 Supervisorial District (District Map)



**Question options**

● 2 ● 3 ● 4 ● 1 ● 5

Optional question (12 response(s), 0 skipped)  
Question type: Radio Button Question

**Q5 | Email**

**Anonymous** jozelle11961@gmail.com  
11/12/2024 08:44 PM

**Anonymous** alvin.clark@hmail.com  
11/28/2024 06:33 PM

**Anonymous** danouidiani@gmail.com  
12/08/2024 01:17 PM

**Anonymous** lorna.tario@gmail.com  
1/15/2025 05:30 PM

**Anonymous** craigwied@aol.com  
1/16/2025 01:40 PM

**Anonymous** arjundave@live.com  
1/17/2025 07:51 AM

**Anonymous** sandraldeakins@gmail.com  
1/17/2025 03:29 PM

**Anonymous** coppolas@sbcglobal.net  
1/21/2025 12:03 PM

**Anonymous** bluestoneus.com@tmail.com  
1/29/2025 08:47 AM

**Anonymous** patzp7@icloud.com  
1/29/2025 11:23 AM

**Anonymous** willowsheart@cox.net  
1/29/2025 02:14 PM

**Optional question** (11 response(s), 1 skipped)

**Question type:** Email Question

**Q6 | Organization (if applicable)**

Anonymous  
11/12/2024 08:44 PM

Agricultural

Anonymous  
1/16/2025 01:40 PM

NA

Anonymous  
1/21/2025 12:03 PM

NA

Anonymous  
1/29/2025 08:47 AM

Pendleton Preschool Project

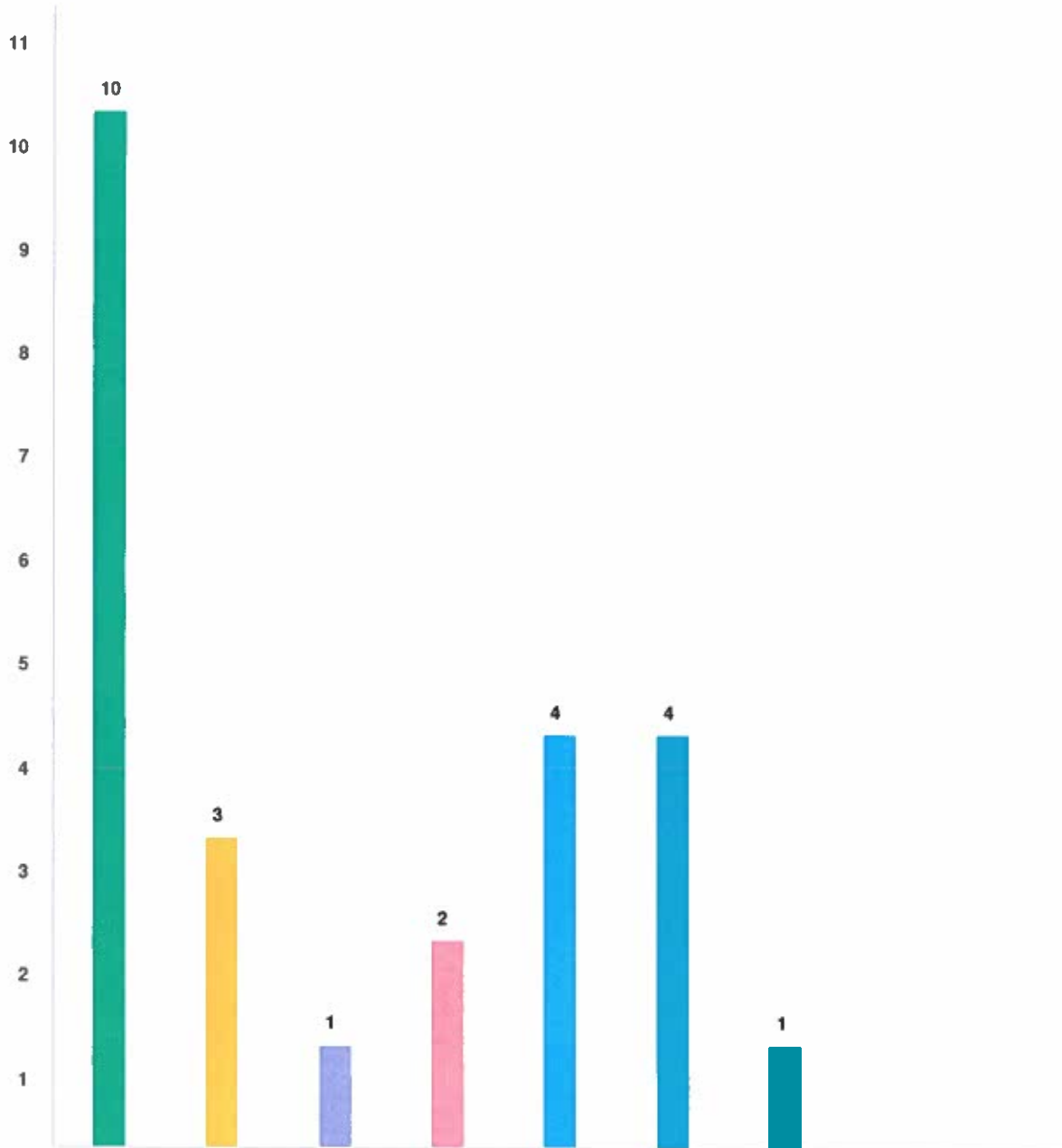
Anonymous  
1/29/2025 11:23 AM

Health System Designs, LLC - Self as sole consultant

**Optional question (5 response(s), 7 skipped)**

**Question type:** Single Line Question

**Q7 Which of the following topic(s) apply to your comment? (Select all that apply)**



**Question options**

- AI and Innovation
- County information technology
- IT Contract
- County Telecommunications Systems and Services
- Safety
- Misuse or Malicious Use of AI
- Other (please specify)
- Cybersecurity
- Innovation Fund

Optional question (12 response(s), 0 skipped)  
Question type: Checkbox Question

**Q8 How familiar are you with AI and its applications?**

**Anonymous**  
11/12/2024 08:44 PM

Must think about who would lose their employment due to this and how it would affect their families. Who's getting rich off this? Tesla? Elon Musk?

**Anonymous**  
11/28/2024 06:23 PM

Very familiar, I work in AI

**Anonymous**  
12/08/2024 01:17 PM

Pretty familiar, I explore the subject very frequently.

**Anonymous**  
1/16/2025 01:40 PM

I know it can be used to destroy individuals.

**Anonymous**  
1/17/2025 07:51 AM

I use generative AI on a near-daily basis for answering questions, helping me communicate better, learning about the world around me, and getting feedback.

**Anonymous**  
1/17/2025 03:29 PM

I know people who have LOST their jobs in the past two years because of AI being implemented by corporations to keep their taxes down because of the Biden administration's tax INCREASES during his term,. People should always come first!

**Anonymous**  
1/21/2025 12:03 PM

Somewhat

**Anonymous**  
1/29/2025 06:25 AM

Moderately

**Anonymous**  
1/29/2025 06:47 AM

USE AI TO IMPROVE AIR QUALITY!!

**Anonymous**  
1/29/2025 11:23 AM

I have completed a certificate course in health care AI (MIT) and currently serve on an Inland Empire Healthcare AI Collaborative Strategic Design Team steering committee affiliated with the Riverside County Medical Association informing an upcoming conference on Healthcare AI.

**Anonymous**

Familiar with some applications in the medical field

---

1/29/2025 02:14 PM

Optional question (11 response(s), 1 skipped)

Question type: Essay Question

### Q9 | What do you think are the biggest benefits AI could bring to the County's services?

Anonymous

11/28/2024 06:23 PM

AI can bring significant benefits to the San Diego County government, enhancing efficiency, improving public services, and fostering innovation. Here are the key areas where AI can make an impact:

- Public Safety and Emergency Response**
  - Predictive Policing:** AI can analyze crime patterns to allocate resources effectively and prevent crimes.
  - Disaster Management:** Real-time AI analytics can improve wildfire detection, flood forecasting, and emergency response coordination.
  - Surveillance and Monitoring:** Smart cameras with AI can enhance public safety by detecting unusual activities or traffic violations.
- Transportation and Infrastructure**
  - Traffic Management:** AI-powered traffic lights and routing systems can optimize traffic flow and reduce congestion.
  - Maintenance Predictions:** AI can predict infrastructure issues (e.g., potholes, bridge stress) before they become major problems, saving costs and preventing accidents.
  - Public Transit Optimization:** AI can help optimize routes and schedules, improving accessibility and efficiency.
- Environmental Management**
  - Water Resource Management:** AI can monitor water usage and detect leaks in real-time, helping to conserve resources.
  - Wildlife Protection:** AI models can monitor and protect endangered species or manage invasive species more effectively.
  - Carbon Footprint Reduction:** AI can optimize energy use in public facilities and recommend eco-friendly policies.
- Healthcare and Social Services**
  - Predictive Analytics:** AI can identify health trends and allocate resources for underserved areas.
  - Telehealth and Virtual Assistants:** AI can support mental health services and provide resources for residents in need.
  - Fraud Detection:** Identifying anomalies in benefits programs to ensure resources go to those who need them most.
- Government Operations and Citizen Services**
  - Streamlined Services:** AI chatbots can handle resident inquiries, reducing wait times and freeing up staff for more complex tasks.
  - Data-Driven Decisions:** AI can analyze demographic data to design better programs and policies.
  - Fraud and Compliance:** AI systems can detect and prevent fraud or non-compliance in contracts and public programs.
- Education and Workforce Development**
  - Customized Learning Programs:** AI can tailor educational content for skill-building programs.
  - Job Market Insights:** Helping to align workforce development with industry needs by analyzing job market trends.
- Economic Development**
  - Tourism Optimization:** AI can predict tourist trends and optimize marketing strategies for San



Diego's attractions. • Support for Small Businesses: AI tools can help small businesses with marketing, logistics, and resource management. Implementation Considerations: • Ethics and Bias: Ensuring AI systems are equitable and unbiased in decision-making. • Transparency: Clearly communicating AI usage to the public to build trust. • Cybersecurity: Safeguarding sensitive data from potential breaches. • Training: Providing government staff with the skills to manage and oversee AI tools. AI can help San Diego County improve service delivery, save costs, and become a leader in smart governance, benefiting residents and businesses alike.

Anonymous

12/08/2024 01:17 PM

AI can enhance decision making with its prediction models. It has the ability to analyze complex data such as crime stats in order to predict the future and aid policy making.

Anonymous

1/15/2025 05:30 PM

Analytical AI such as that used to detect breast cancer earlier in patients is very useful for cataloging large amounts of information

Anonymous

1/16/2025 01:40 PM

None

Anonymous

1/17/2025 07:51 AM

First, it could help make county government workers and leaders more efficient and effective in their day-to-day work and communication. Over the longer term, it could mean a more responsive government that is able to spot trends early and address issues before they cause problems for constituents.

Anonymous

1/17/2025 03:29 PM

None.

Anonymous

1/21/2025 12:03 PM

More effective use of our tax dollars. Evaluating impact of being a sanctuary county regarding Medical care, safety, displacement of US citizens etc.

Anonymous

1/29/2025 08:25 AM

AI can reduce workload for analyzing large amounts of data.

Anonymous

1/29/2025 08:47 AM

BREATHING

Anonymous

The biggest potential benefit is that of empowering the individual to

1/29/2025 11:23 AM

access timely, truthful and trusted access to information. Presently, the combination of a digital divide in rural and even in some urban communities, the proliferation of medical science that is doubling every three months, the challenges in addressing gaps in health literacy and the unprecedented prevalence of and access to mis-information and disinformation, together, serve to accelerate disparities in access to trusted information required to build an individual's resilience and ability to make informed decisions about their health. These trends also impede the efforts of our public health system. AI technology is available that can be used as a knowledge management tool that can help the County in making valuable information available to any San Diegan on demand which, in turn, advances efficiency of our civic services and, potentially, of health care program information which can advance health of our community.

Anonymous

Be able to serve more internal and external customers quicker

1/29/2025 02:14 PM

Optional question (11 response(s), 1 skipped)

Question type: Essay Question

### Q10 What are some suggested uses of AI?

Anonymous

11/28/2024 06:23 PM

Here are some suggested uses of AI tailored for San Diego County's government to improve efficiency, services, and sustainability: 1. Public Safety and Emergency Services • Wildfire Detection and Prediction: AI-powered satellite imagery and sensors to detect and predict wildfires, enabling faster responses. • Real-Time Emergency Response: AI tools to analyze 911 call data and optimize resource deployment. • Gunshot Detection Systems: Integrating AI with acoustic sensors to identify and locate gunshots in real-time. 2. Transportation and Traffic Management • Smart Traffic Lights: AI to dynamically adjust traffic light timing based on real-time traffic patterns, reducing congestion. • Predictive Road Maintenance: AI to monitor and predict road deterioration, prioritizing repairs efficiently. • Public Transit Planning: AI for demand forecasting, optimizing bus and train schedules for better public transit experiences. 3. Environmental Sustainability • Water Conservation: AI to monitor and optimize water usage, detect leaks, and enforce water-saving measures during droughts. • Wildlife and Habitat Monitoring: AI for tracking endangered species and managing invasive species in sensitive habitats. • Energy Optimization: Smart building technologies to reduce energy consumption in government facilities. 4. Health and Human Services • Predictive Analytics for Public Health: AI to

forecast disease outbreaks (e.g., flu, COVID-19) and target vaccination campaigns. • Mental Health Support: Virtual assistants and chatbots to provide mental health resources and connect residents with counselors. • Social Program Fraud Detection: AI to identify irregularities in welfare programs, ensuring resources reach those in need. 5. Public Engagement and Services • AI Chatbots: Virtual assistants for answering questions about permits, public services, or community events 24/7. • Resident Sentiment Analysis: Analyzing social media and feedback to understand community needs and respond effectively. • Language Translation: Real-time translation for better engagement with San Diego's diverse population. 6. Urban Planning and Development • Zoning and Permitting: AI to streamline zoning approvals and permit processing by automating routine tasks. • Land Use Forecasting: AI to predict the impact of proposed developments on traffic, infrastructure, and the environment. • Affordable Housing Insights: AI to analyze housing trends and guide policy for increasing affordable housing availability. 7. Economic Development • Tourism Insights: AI to analyze tourist data and recommend targeted marketing strategies for boosting tourism. • Business Assistance: AI tools to help small businesses with market research, permitting, and supply chain optimization. • Job Market Analytics: AI to identify job trends and align workforce training programs with market demands. 8. Education and Workforce Development • Customized Training Programs: AI to create personalized learning paths for county employees and residents seeking new skills. • Early Intervention for At-Risk Students: AI to monitor student performance and identify those needing additional support. 9. Criminal Justice System • Court Scheduling: AI to optimize court calendars, reducing backlogs and speeding up the legal process. • Inmate Management: Predictive analytics to identify individuals at risk of reoffending and

Anonymous

12/08/2024 01:17 PM

AI can analyze traffic data, the housing market, and many other fields. It can bring attention to fields that are lacking attention from policy makers.

Anonymous

1/17/2025 07:51 AM

Recommend that county workers start using it today for their day-to-day work, like writing emails, summarizing laws or policies, and brainstorming. Longer term, recommend using data analytics solutions to spot trends and improve efficiency, like in water usage, wildfire prevention, restoring habitats, and assisting homeless people.

Anonymous

1/17/2025 03:29 PM

None.

**Comment Form : Survey Report for 14 February 2022 to 11 February 2025**

---

**Anonymous**  
1/21/2025 12:03 PM

Coordinating with other agencies, including federal, especially regarding illegal immigration and crime!

**Anonymous**  
1/29/2025 08:47 AM

HAVE SMART PEOPLE USE IT TO CLEAN AIR

**Anonymous**  
1/29/2025 11:23 AM

AI assisted technology is available to advance the vision and values of the County of San Diego's current Strategic Plan. Prioritization of opportunities should consider which use case is capable of yielding the most benefit over both near and longer terms. Please view this infographic of how the City of Amarillo is employing AI:<https://www.dell.com/en-us/dl/case-studies-customer-stories/city-of-amarillo-genai.htm#scroll=off>

**Anonymous**  
1/29/2025 02:14 PM

Medical Field, economics field, and other applications for sustainability.

**Optional question** (8 response(s), 4 skipped)  
**Question type:** Essay Question

**Q11 | What are your biggest fears of AI?**

**Anonymous**  
11/28/2024 06:23 PM

I think it's great technology and if responsibly used it should bring great benefits

**Anonymous**  
12/08/2024 01:17 PM

An over-dependency on AI could be detrimental for true critical thinking. Current AI models lack the creativity present in human beings so as far as decision making, it's solutions should not be taken as absolute truth. AI should be seen as a tool to aid us rather than the ultimate solution.

**Anonymous**  
1/15/2025 05:30 PM

Generative AI is trained on plagiarized materials, uses disastrous amounts of energy to run, kills jobs while at the same time, creating even more work for those who manage to keep their jobs.

**Anonymous**  
1/16/2025 01:40 PM

Misuse by politicians and others to destroy people's reputation.

**Anonymous**  
1/17/2025 07:51 AM

I would be worried that government officials will be bamboozled by tech salesmen, pitching expensive custom solutions that take years

---

to roll out. Use the tools we have available today.

**Anonymous**

1/17/2025 03:29 PM

MISUSE, OVER USE.... Taking people out of our lives in favor of computers and scanners...so impersonal, and can be abused for personal gain just like what's happening at check-out counters around the country. Anyone can skim a computer terminal and get over 100 credit cards and the passwords. Technology is fine as long as it stays legal. People won't keep it legal because, it's a financial boon.

**Anonymous**

1/21/2025 12:03 PM

That China and Russia, who possess ZERO morals will develop AI weapons that surpass our capabilities. We should not support restrictions on development of military AI capabilities.

**Anonymous**

1/29/2025 06:25 AM

AI is specifically dangerous when used in combination with other forms of technology used to identify and track citizens. License plate readers on cars, facial recognition technology based on city cameras, and digital tracking by amalgamating citizens data present an unprecedented invasion of privacy. These systems require AI analysis to make sense of the incredible amount of incoming data. This level of surveillance being built into our society is creating an infrastructure for a high control state. While we currently have laws protecting citizen privacy, if our government wished to use these tools to control its citizens, we are already putting the infrastructure in place. I request that you begin dismantling these systems to protect your citizens from the possibility of undemocratic government control should a bad-faith actor come into power.

**Anonymous**

1/29/2025 08:47 AM

MISUSE

**Anonymous**

1/29/2025 11:23 AM

My observation is that AI is, in and of itself, an emerging and powerful tool which can be implemented by humans in either a malevolent or benevolent manner. The pace of evolution of this exciting innovation in knowledge management is accelerating almost beyond the ability of the average person to reasonably track and trend. My biggest fear is that we, in the community of the County of San Diego, fail to timely adopt and implement an intentional strategy to harness the power of AI technology to advance our vision and values as expressed within the County of San Diego's current Strategic Plan.

**Anonymous**

1/29/2025 02:14 PM

That AI will take over my job

**Optional question** (11 response(s), 1 skipped)

**Question type:** Essay Question

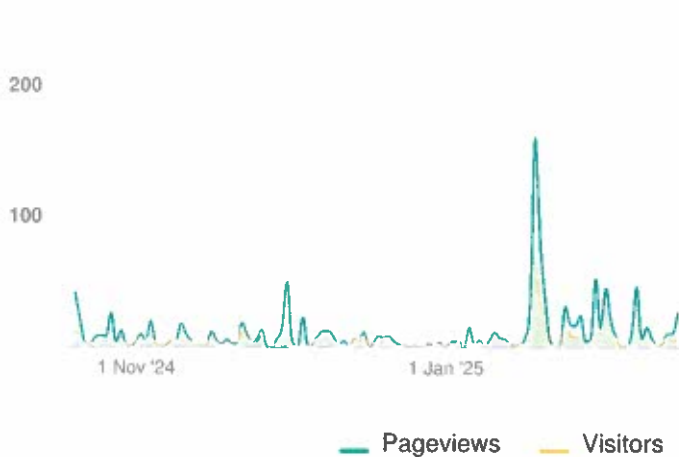
# Project Report

16 October 2024 - 12 February 2025

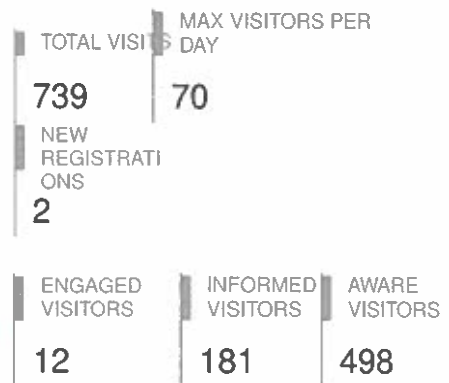
## Engage San Diego County The County and Artificial Intelligence



### Visitors Summary

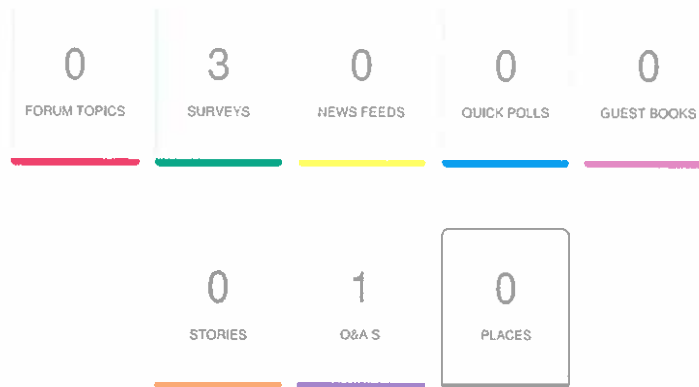


### Highlights



Aware Participants		Engaged Participants			
498		12			
Aware Actions Performed	Participants	Engaged Actions Performed			
		Registered	Unverified	Anonymous	
Visited a Project or Tool Page	498				
Informed Participants	181	Contributed on Forums	0	0	0
Informed Actions Performed	Participants	Participated in Surveys	0	0	12
Viewed a video	0	Contributed to Newsfeeds	0	0	0
Viewed a photo	0	Participated in Quick Polls	0	0	0
Downloaded a document	104	Posted on Guestbooks	0	0	0
Visited the Key Dates page	35	Contributed to Stories	0	0	0
Visited an FAQ list Page	55	Asked Questions	0	0	0
Visited Instagram Page	0	Placed Pins on Places	0	0	0
Visited Multiple Project Pages	106	Contributed to Ideas	0	0	0
Contributed to a tool (engaged)	12				


## ENGAGEMENT TOOLS SUMMARY



Tool Type	Engagement Tool Name	Tool Status	Visitors	Contributors		
				Registered	Unverified	Anonymous
Qanda	Ask a Question	Published	20	0	0	0
Survey Tool	Comment Form	Published	81	0	0	12
Survey Tool	Subcommittee Meeting #2	Archived	9	0	0	0
Survey Tool	Subcommittee Meeting	Archived	3	0	0	0



## INFORMATION WIDGET SUMMARY



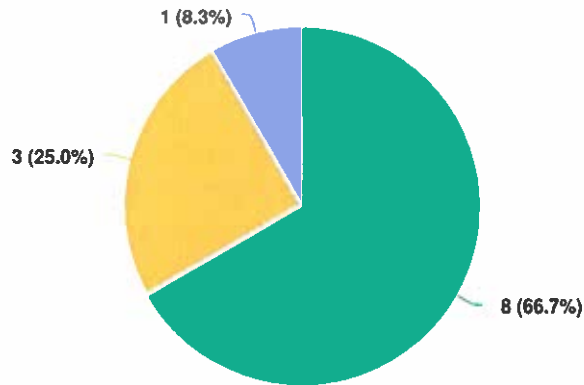
Widget Type	Engagement Tool Name	Visitors	Views/Downloads
Document	Agenda - Subcommittee Meeting - Jan. 15, 2025	86	162
Document	Agenda - Subcommittee Meeting 1 - Oct. 16, 2024	30	38
Faqs	faqs	55	58
Key Dates	Key Date	35	48

## ENGAGEMENT TOOL: SURVEY TOOL

### Comment Form

Visitors <b>81</b>	Contributors <b>12</b>	CONTRIBUTIONS <b>12</b>
--------------------	------------------------	-------------------------

#### Supervisorial District (District Map)



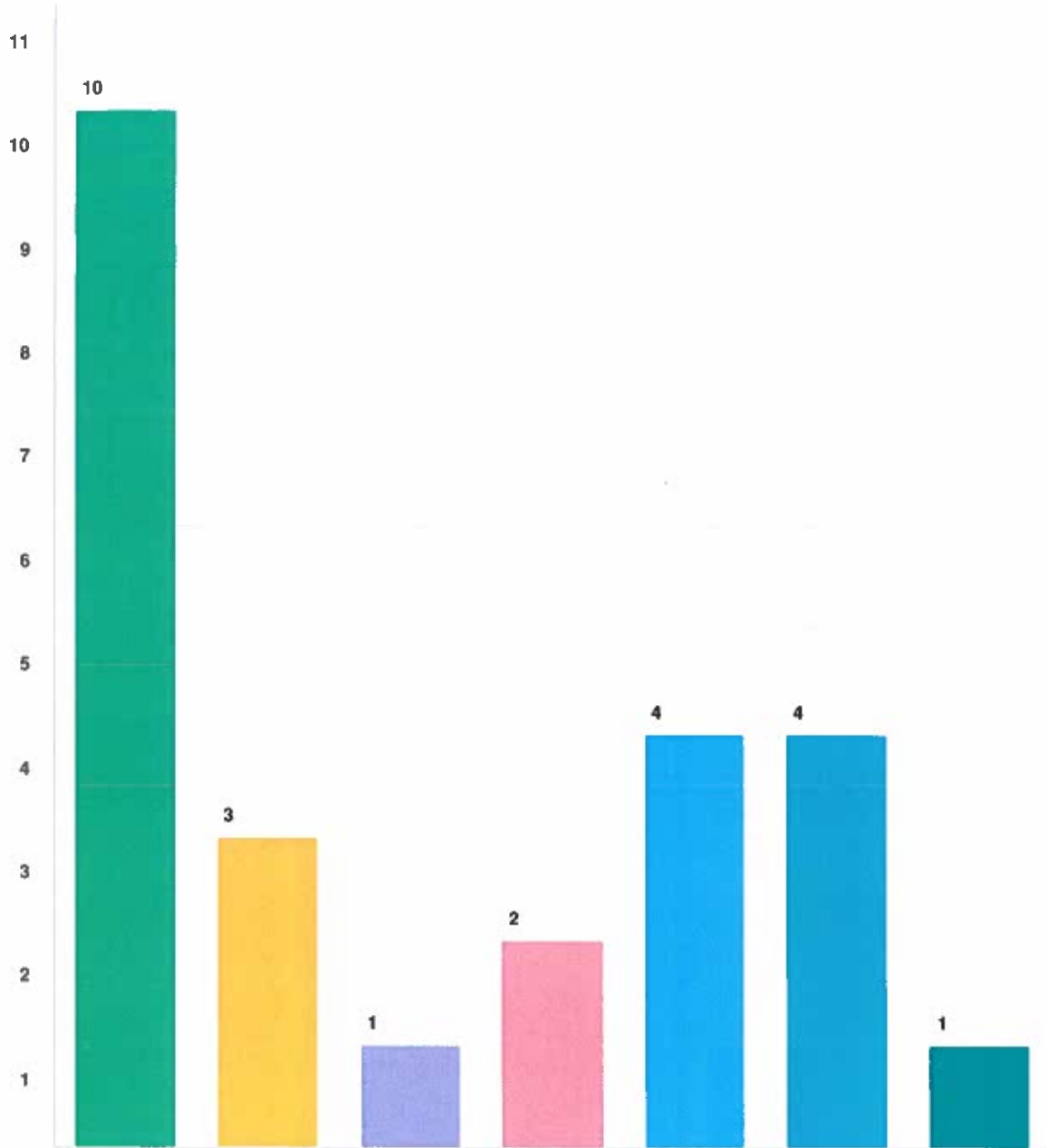
#### Question options

● 2 ● 3 ● 4

Optional question (12 response(s), 0 skipped)

Question type: Radio Button Question

**Which of the following topic(s) apply to your comment? (Select all that apply)**



**Question options**

- AI and Innovation
- County information technology
- IT Contract
- County Telecommunications Systems and Services
- Safety
- Misuse or Malicious Use of AI
- Other (please specify)

*Optional question (12 response(s), 0 skipped)*

*Question type: Checkbox Question*



**AUDITOR AND CONTROLLER**

5500 OVERLAND AVE, SUITE 470, SAN DIEGO, CA 92123-1202  
(858) 694-2176 FAX: (858) 694-2296

**TRACY DRAGER**  
AUDITOR AND CONTROLLER

**JULIE BJERKE**  
ASSISTANT AUDITOR AND  
CONTROLLER

COSD CLERK OF THE BOARD  
2025 MAR 19 PM 1:54

March 18, 2025

TO: Andrew Potter  
Clerk of the Board of Supervisors

FROM: Tracy Drager  
Auditor and Controller

**REQUIRED REPORT FILINGS**

Pursuant to the referenced statutory requirements, please file the following reports with the Board of Supervisors:

Periodic Financial Report for February 2025 - San Diego County Code of Administrative Ordinances - Section 91.5. This report consists of the Schedule of Balance Sheet and Cash Totals by Fund and the Schedule of Revenues and Expenditures by Fund and Organizational Unit.


If you have any questions, please contact Julie Bjerke, Assistant Auditor & Controller, at (858) 694-2216 (Office) or (858) 226-0733 (Cell).

**TRACY DRAGER**  
Auditor and Controller

FAR:JB:am

**Attachments**

c: Julie Bjerke, Assistant Auditor & Controller



# COUNTY OF SAN DIEGO

## PERIODIC FINANCIAL REPORT FEBRUARY, 2025

Prepared By:  
Auditor and Controller



**REPORTS ATTACHED IN ORDER OF PRESENTATION:**

- 1 SCHEDULE OF BALANCE SHEET AND CASH TOTALS BY FUND PURSUANT TO SAN DIEGO COUNTY CODE OF ADMINISTRATIVE ORDINANCES - SECTION 91.5
- 2 SCHEDULE OF REVENUES AND EXPENDITURES BY FUND AND ORGANIZATIONAL UNIT PURSUANT TO SAN DIEGO COUNTY CODE OF ADMINISTRATIVE ORDINANCES - SECTION 91.5

PERIODIC FINANCIAL STATEMENT - SCHEDULE OF BALANCE SHEET AND CASH TOTALS BY FUND - GL040

Date: 12-MAR-2025 10:59:53

COSD  
Current Period: FEB-25

Currency: USD  
No specific FUND requested

FUND	ASSETS	LIABILITIES	FUND BALANCE	CASH
10100 GENERAL FUND	2,034,770,755.05	1,626,925,519.35	407,845,235.70	784,668,151.21
11100 ROAD FUND	239,955,612.23	5,789,260.93	234,166,351.30	236,662,366.63
12020 CSHAF GILLESPIE HOUSING	4,354,430.47	915,822.43	3,438,608.04	501,536.70
12022 CSHAF USDRIP HOUSING	1,493,195.64	297,061.89	1,196,133.75	46,813.34
12150 S D COUNTY LIGHT MAINT DIST 1	5,311,679.51		5,311,679.51	5,290,893.42
12200 COUNTY LIBRARY	7,468,156.60	543,694.08	6,924,462.52	7,348,662.31
12250 SHERF ASSET FORFEIT PRGM	4,947,371.39		4,947,371.39	4,930,050.46
12251 SHERF ASSET FORFEIT US TREASURY	2,998,898.30		2,998,898.30	2,988,688.85
12252 SHERF ASSET FORFEIT STATE	4,114,371.07	110.79	4,114,260.28	4,101,546.58
12300 DA ASSET FORFEIT FEDERAL	3,440,932.57		3,440,932.57	3,429,043.64
12325 DA ASSET FORFEIT US TREASURY	264,952.67		264,952.67	264,051.45
12350 DA ASSET FORFEIT STATE	1,366,459.60		1,366,459.60	1,361,954.40
12450 PROB ASSET FORFEIT PROG	347,075.03	1,228.80	345,846.23	201,038.14
12451 PROB ASSET FORFEIT US TREASURY	523.97		523.97	522.19
12452 PROB ASSET FORFEIT STATE	14,591.84		14,591.84	14,542.21
12500 SHERIFFS INCARC PPLS WELFARE	13,034,047.32	39,250.04	13,594,797.28	13,314,827.12
12550 WARD WELFARE FUND	894,401.60		894,401.60	876,897.14
12555 PUB SAFETY PROP 172 SP REV	41,141,614.75		41,141,614.75	41,141,614.75
12580 TOBACCO SECURITIZATION SR	280,090,863.78		280,090,863.78	11,804,480.12
12600 SW ENVIRONMENTAL TRUST	36,053,839.19		36,053,839.19	35,922,020.93
12650 INACTIVE WASTE SITE MGMT	8,774,594.18	8,600.00	8,765,994.18	8,774,259.58
12675 WASTE PLANNING AND RECYCLING	8,897,381.37	38,998.20	8,858,383.17	8,438,274.71
12700 HILLSBOROUGH LNDFL MAINT	56.76		56.76	56.57
12750 DUCK POND LANDFILL CLEANUP	328,816.86		328,816.86	327,698.42
12760 IHS PUBLIC AUTHORITY SPRE	13,179,239.47	90,620.94	13,088,618.53	13,142,310.46
12810 CATV PEG FUND	9,718,155.27		9,718,155.27	9,718,155.27
13004 PLD AREA 4 LINCOLN ACRES	15,260.76		15,260.76	15,208.85
13015 PLD AREA 15 SWEETWATER	296.55		296.55	295.54
13018 PLD AREA 16 OTAY	433.90		433.90	432.42
13019 PLD AREA 19 JAMUL	4,697.90		4,697.90	4,681.92
13020 PLD AREA 20 SPRING VALLEY	11,412.16		11,412.16	9,841.81
13025 PLD AREA 25 LAKESIDE	2,449,416.37		2,449,416.37	2,441,084.88
13026 PLD AREA 26 CREST	178,195.69		178,195.69	177,530.50
13027 PLD AREA 27 ALPINE	415,662.77		415,662.77	414,288.86
13028 PLD AREA 28 RAMONA	727,590.56		727,590.56	725,115.81
13029 PLD AREA 29 ESCONDIDO	925,578.76		925,578.76	922,430.48
13030 PLD AREA 30 SAN MARCOS	1,012,120.03		1,012,120.03	1,008,677.39
13031 PLD AREA 31 SAN DIEGUITO	5,369,507.05		5,369,507.05	5,351,243.11
13032 PLD AREA 32 CARLSBAD	47,256.66		47,256.66	47,095.92
13035 PLD AREA 35 FALLBROOK	54,436.98		54,436.98	54,251.73
13036 PLD AREA 36 BONSBALL	885,930.82		885,930.82	882,866.36
13037 PLD AREA 37 VISTA	952,897.19		952,897.19	949,655.99
13038 PLD AREA 38 VALLEY CENTER	81,319.88		81,319.88	81,041.36
13039 PLD AREA 39 PAUMA VALLEY	588,897.56		588,897.56	586,894.47

PERIODIC FINANCIAL STATEMENT - SCHEDULE OF BALANCE SHEET AND CASH TOTALS BY FUND - GL040

Date: 12-MAR-2025 10:59:53

COSD

Current Period: FEB-25

Currency: USD  
No specific FUND requested

FUND	ASSETS	LIABILITIES	FUND BALANCE	CASH
13040 PLD AREA 40 PALOMAR JULIAN	376,442.88		376,442.88	375,182.44
13041 PLD AREA 41 MTN EMPIRE	175,852.46		175,852.46	175,254.31
13042 PLD AREA 42 ANZA BORREGO	109,752.08		109,752.08	109,378.77
13043 PLD AREA 43 CENTRAL MTN	26,162.62		26,162.62	26,073.63
13044 PLD AREA 44 OCEANSIDE	4,569.66		4,569.66	4,554.12
13045 PLD AREA 45 VALLE DE ORO	19,188.14		19,188.14	19,122.86
13049 PLD ADMINISTRATIVE FEE	328,008.43		328,008.43	328,892.73
13050 PLD ALPINE IMPRV IMPACT FEE	1,029,472.07		1,029,472.07	1,026,111.13
13052 PLD BONSAI IMPRV IMPACT FEE	1,521,696.20		1,521,696.20	1,516,581.14
13053 PLD CENTRL MTN IMPRV IMPCT FEE	261,642.68		261,642.68	260,777.01
13054 PLD COUNTY ISL IMPRV IMPCT FEE	484,919.08		484,919.08	483,269.35
13055 PLD CRESTDEHESA IMPV IMPCT FEE	437,153.10		437,153.10	435,779.94
13056 PLD DESERT IMPRV IMPACT FEE	63,185.95		63,185.95	62,983.01
13057 PLD FALLBROOK IMPRV IMPACT FEE	1,508,207.83		1,508,207.83	1,503,326.29
13058 PLD JAMUL IMPRV IMPACT FEE	647,013.38		647,013.38	644,921.13
13059 PLD JULIAN IMPRV IMPACT FEE	219,971.17		219,971.17	219,285.00
13060 PLD LAKESIDE IMPRV IMPACT FEE	1,191,245.76		1,191,245.76	1,187,385.44
13061 PLD MTN EMPIRE IMPRV IMPCT FEE	272,485.77		272,485.77	271,634.94
13062 PLD NC METRO IMPRV IMPACT FEE	2,960,017.59		2,960,017.59	2,950,368.07
13063 PLD N MTN IMPRV IMPACT FEE	72,190.10		72,190.10	71,964.97
13065 PLD PALA PMA IMPRV IMPACT FEE	116,655.42		116,655.42	116,262.24
13066 PLD PENDLETON IMPRV IMPACT FEE	113,669.39		113,669.39	113,290.91
13067 PLD RAINBOW IMPRV IMPACT FEE	57,743.55		57,743.55	57,547.14
13068 PLD RAMONA IMPRV IMPACT FEE	1,387,530.47		1,387,530.47	1,381,649.42
13069 PLD SAN DGTO IMPRV IMPACT FEE	734,923.73		734,923.73	732,619.60
13070 PLD SPRING VY IMPRV IMPACT FEE	2,129,643.51		2,129,643.51	2,120,957.89
13071 PLD SWEETWATR IMPRV IMPACT FEE	184,525.96		184,525.96	183,957.93
13072 PLD VALLE DE ORO IMPV IMPCT FEE	694,538.73		694,538.73	692,242.91
13073 PLD VALLEY CTR IMPRV IMPCT FEE	2,185,068.70		2,185,068.70	2,177,912.68
13080 PLD ALPINE LAND ACQ IMPACT FEE	91,137.73		91,137.73	90,836.79
13082 PLD BONSAI LAND ACQ IMPCT FEE	130,435.30		130,435.30	130,001.31
13083 PLD CENTRL MTN LND ACQ IMP FEE	42,978.02		42,978.02	42,833.42
13084 PLD COUNTY ISL LND ACQ IMP FEE	98,235.09		98,235.09	97,900.89
13085 PLD CRESTDEHESA LD ACQ IMP FEE	59,814.90		59,814.90	59,625.92
13086 PLD DESERT LAND ACQ IMPACT FEE	937.88		937.88	934.83
13087 PLD FALLBROOK LND ACQ IMPCT FEE	187,076.53		187,076.53	186,466.87
13088 PLD JAMUL LAND ACQ IMPACT FEE	73,248.85		73,248.85	73,010.82
13089 PLD JULIAN LAND ACQ IMPACT FEE	8,604.10		8,604.10	8,577.06
13090 PLD LAKESIDE LND ACQ IMPCT FEE	152,342.79		152,342.79	151,840.55
13091 PLD MTN EMPIRE LND ACQ IMP FEE	3,870.35		3,870.35	3,858.16
13092 PLD NC METRO LND ACQ IMPCT FEE	351,022.24		351,022.24	349,880.63
13093 PLD N MTN LAND ACQ IMPACT FEE	2,823.44		2,823.44	2,814.57
13095 PLD PALA PMA LND ACQ IMPCT FEE	7,543.71		7,543.71	7,518.26
13096 PLD PENDLETON LND ACQ IMPCT FEE	3,289.85		3,289.85	3,278.97



PERIODIC FINANCIAL STATEMENT - SCHEDULE OF BALANCE SHEET AND CASH TOTALS BY FUND - GL040

Date:12-MAR-2025 10:59:53

COSD

Current Period FEB-25

Currency USD

No specific FUND requested

FUND	ASSETS	LIABILITIES	FUND BALANCE	CASH
13097 PLD RAINBOW LAND ACQ IMPCT FEE	1,507.10		1,507.10	1,501.97
13098 PLD RAMONA LAND ACQ IMPACT FEE	137,384.81		137,384.81	136,930.78
13099 PLD SAN DGTO LND ACQ IMPCT FEE	815,508.95		815,508.95	812,852.54
13100 PLD SPRING VY LND ACQ IMPCT FEE	434,938.60		434,938.60	433,475.53
13101 PLD SWEETWATR LND ACQ IMPCT FEE	107,202.28		107,202.28	106,854.06
13102 PLD VALLE DE ORO LD ACQ IM FEE	142,228.31		142,228.31	141,755.06
13103 PLD VALLEY CTR LND ACQ IMP FEE	84,148.75		84,148.75	83,954.82
13112 PLD BONSAI IN LIEU FEE	141,730.89		141,730.89	141,248.80
13117 PLD FALLBROOK IN LIEU FEE	30,221.48		30,221.48	30,118.66
13120 PLD LAKESIDE IN LIEU FEE	37,114.35		37,114.35	36,988.11
13122 PLD NC METRO IN LIEU FEE	51,759.00		51,759.00	51,582.95
13128 PLD RAMONA IN LIEU FEE	3,700.80		3,700.80	3,688.21
13129 PLD SAN DGTO IN LIEU FEE	110,940.79		110,940.79	110,563.44
13130 PLD SPRING VY IN LIEU FEE	49,888.21		49,888.21	49,168.34
13131 PLD SWEETWATR IN LIEU FEE	984.49		984.49	981.14
13132 PLD VALLE DE ORO IN LIEU FEE	45,673.12		45,673.12	45,517.77
13133 PLD VALLEY CTR IN LIEU FEE	120,488.92		120,488.92	120,079.09
13895 SANCAL 2023 CPH LAB COC RELOC	10,014,486.07		10,014,486.07	
14005 PRD 6 PAUMA VALLEY	181,914.72		181,914.72	181,342.53
14010 PRD 8 MAGEE ROAD PALA	80,396.28		80,396.28	80,184.96
14015 PRD 9 SANTA FE ZONE B	241,334.20		241,334.20	240,545.59
14020 PRD 10 DAVIS DRIVE	47,305.60		47,305.60	47,158.22
14025 PRD 11 BERNARDO ROAD ZN A	102,206.62		102,206.62	101,884.80
14030 PRD 11 BERNARDO ROAD ZN C	10,004.32		10,004.32	9,972.92
14035 PRD 11 BERNARDO ROAD ZN D	42,345.10		42,345.10	42,203.65
14040 PRD 12 LOMAIR	141,452.67		141,452.67	141,006.40
14045 PRD 13 PALA MESA ZONE A	120,737.42		120,737.42	120,327.80
14050 PRD 13 STEWART CANYON ZN B	123,038.42		123,038.42	122,683.18
14060 PRD 16 WYNOLA	157,151.66		157,151.66	156,853.28
14065 CSA 17 SAN DIEGUITO AMBUL	133,037.73	3,776.07	129,261.66	133,037.73
14070 PRD 18 HARRISON PARK	79,201.15		79,201.15	78,971.16
14080 PRD 20 DAILY ROAD	197,283.59		197,283.59	196,742.21
14085 PRD 21 PAUMA HEIGHTS	538,526.83		538,526.83	536,789.36
14090 PRD 22 WEST DOUGHERTY ST	4,508.30		4,508.30	4,484.36
14095 PRD 23 ROCK TERRACE ROAD	21,946.54		21,946.54	21,883.20
14100 PRD 24 MT WHITNEY ROAD	103,117.27		103,117.27	102,778.48
14105 CSA 26 RANCHO SAN DIEGO	66,494.74		66,494.74	66,494.74
14110 CSA 26 COTTONWD VILLG ZN A	336,490.81		336,490.81	335,649.87
14115 CSA 26 MONTE VISTA ZN B	177,452.80	8,204.80	169,248.00	176,903.91
14118 CSA 26 SD LANDSCAPE MAINT ZN 1	149,787.62		149,787.62	149,481.24
14119 LMD ZONE 2 JULIAN	33,056.42		33,056.42	30,310.70
14120 PRD 30 ROYAL OAKS CARROLL	59,516.36		59,516.36	59,316.23
14125 PRD 38 GAY RIO TERRACE	83,161.19		83,161.19	82,882.29
14135 PRD 45 RINCON SPRINGS RD	39,526.36		39,526.36	39,400.14

PERIODIC FINANCIAL STATEMENT - SCHEDULE OF BALANCE SHEET AND CASH TOTALS BY FUND - GL040

Date:12-MAR-2025 10:59:53

COSO

Current Period: FEB-25

Currency: USD  
No specific FUND requested

FUND	ASSETS	LIABILITIES	FUND BALANCE	CASH
14140 PRD 46 ROCOSO ROAD	221,890.81		221,890.81	221,024.16
14145 PRD 49 SUNSET KNOLLS ROAD	70,765.44		70,765.44	70,527.02
14150 PRD 50 KNOLL PARK LANE	63,791.12		63,791.12	63,589.27
14155 PRD 53 KNOLL PARK	207,733.55		207,733.55	207,044.54
14160 PRD 54 MT HELIX	138,081.35		138,081.35	135,646.27
14165 PRD 55 RAINBOW CREST RD	365,059.27		365,059.27	363,898.05
14170 PRD 60 RIVER DRIVE	117,928.74		117,928.74	117,556.04
14175 PRD 61 GREEN MEADOW WAY	128,037.48		128,037.48	127,400.79
14180 PRD 63 HILLVIEW ROAD	252,502.90		252,502.90	251,064.70
14190 CSA 69 HEARTLAND PARAMEDIC	233,540.03	2,864.33	230,675.70	233,540.03
14195 PRD 70 EL CAMINO CORTO	41,366.73		41,366.73	41,237.67
14200 PRD 75 GAY RIO DR ZONE A	111,396.40		111,396.40	111,053.49
14205 PRD 75 GAY RIO DR ZONE B	53,649.41		53,649.41	53,511.66
14220 PRD 76 KINGSFORD COURT	51,896.98		51,896.98	51,738.11
14225 PRD 77 MONTIEL TRUCK TRAIL	225,566.56		225,566.56	224,824.30
14230 PRD 78 GARDENA WAY	71,572.43		71,572.43	71,212.71
14235 PRD 80 HARRIS TRUCK TRAIL	180,794.09		180,794.09	180,187.79
14240 CSA 81 FALLBROOK LOCAL PK	698,566.79		698,566.79	685,711.19
14245 CSA 83 SAN DIEGUITO LOC PK	3,164,983.24		3,164,983.24	3,133,499.22
14246 CSA 83A ZONE A4S RANCH PRK 95155	527,932.55	60.00	527,872.55	507,538.64
14255 PRD 88 EAST FIFTH ST	48,933.60		48,933.60	48,776.44
14265 PRD 90 SOUTH CORDOBA	64,414.11		64,414.11	64,207.68
14270 PRD 94 ROBLE GRANDE ROAD	278,580.91		278,580.91	277,699.38
14275 PRD 95 VALLE DEL SOL	431,836.60		431,836.60	430,418.76
14280 PRD 99 ALLONDRA DEL CORVO	116,509.10		116,509.10	116,148.11
14285 PRD 100 VIEJAS LANE VIEW	3,259.14		3,259.14	3,259.14
14290 PRD 101 JOHNSON LAKE RD	127,049.07		127,049.07	126,654.26
14295 PRD 101 HI RIDGE RD ZONE A	273,877.48	50,000.00	193,877.48	193,259.20
14300 PRD 102 MT MEADOW	120,042.10		120,042.10	118,700.59
14315 PRD 103 ALTO DRIVE	184,752.72		184,752.72	184,147.65
14320 PRD 104 ARTESIAN RD	105,133.86		105,133.86	105,024.14
14330 PRD 105 ALTA LOMA DR	225,382.71		167,382.71	166,841.65
14335 PRD 105 ALTA LOMA DR ZN A	180,551.38	58,000.00	148,051.38	147,576.97
14340 PRD 106 GARRISON WAY ET AL	84,231.95	32,500.00	84,231.95	83,974.91
14410 PRD 117 LEGEND ROCK	101,420.43		101,420.43	100,479.80
14440 CSA 122 OTAY MESA EAST	7,863.99		7,863.99	7,837.24
14445 PRD 123 MIZPAH LANE	68,133.06		68,133.06	67,916.96
14455 PRD 125 WRIGHTWOOD ROAD	45,403.64		45,403.64	45,253.86
14460 PRD 126 SANDHURST WAY	17,551.82		17,551.82	17,495.91
14465 PRD 127 SINGING TRAILS DR	73,171.37	37,800.00	35,371.37	35,277.33
14470 CSA 128 SAN MIGUEL PARK	1,344,070.98		1,344,070.98	1,319,010.13
14480 PRD 130 WILKES ROAD	86,200.95		86,200.95	85,940.91
14500 PRD 133 RANCH CREEK ROAD	220,621.85		220,621.85	219,955.51
14505 PRD 134 KENORA LANE	38,489.54		38,489.54	38,375.73

PERIODIC FINANCIAL STATEMENT - SCHEDULE OF BALANCE SHEET AND CASH TOTALS BY FUND - GL040

Date: 12-MAR-2025 10:59:53

COSD  
Current Period: FEB-25

Currency: USD  
No specific FUND requested

FUND	ASSETS	LIABILITIES	FUND BALANCE	CASH
14610 SDCFPD FIRE MITIGATION	7,096,365.22		7,096,365.22	7,072,589.97
14611 SD COUNTY FIRE PROTECTION DIST	10,715,390.82	17,122.56	10,698,268.26	9,663,357.50
14612 SDCFPD MT LAGUNA	47,892.65		47,892.65	47,761.65
14613 SDCFPD PALOMAR	58,865.86		58,865.86	58,799.59
14614 SDCFPD DESCANSO	164,540.32		164,540.32	164,076.16
14615 SDCFPD DULZURA	8,444.09		8,444.09	8,437.21
14616 SDCFPD TECATE	7,608.00		7,608.00	7,596.08
14617 SDCFPD POTRERO	9,913.69		9,913.69	9,904.68
14618 SDCFPD JACUMBA	15,083.44		15,083.44	15,056.01
14619 SDCFPD RURAL WEST	364,235.26		364,235.26	338,897.43
14620 SDCFPD YUMA	32,262.74		32,262.74	32,238.54
14621 SDCFPD JULIAN	106,839.91		106,839.91	106,651.72
14622 SDCFPD RAMONA	2,789,577.61		2,789,577.61	1,525,640.12
14624 SDCFPD BORREGO	422,810.04		422,810.04	421,794.40
14625 SDCFPD RAMONA EDU DELINQUENT	685,752.75		685,752.75	685,577.31
14810 CSA 135 DEL MAR 800MHZ ZONE B	45,999.27		45,999.27	45,882.32
14830 CSA 135 POWAY 800 MHZ ZONE F	103,056.68		103,056.68	102,946.41
14840 CSA 135 SOLANA BCH 800MHZ ZN H	24,793.35		24,793.35	24,767.38
14850 CSA 135 BORR SPRNG FPD 800 ZN K	29,716.64		29,716.64	29,607.62
14900 CSA 136 SUNDANCE DET BASIN	215,487.64		215,487.64	214,776.43
14907 CSA 138 VALLEY CENTER PARK	85,264.63		85,264.63	84,674.43
14995 COUNTY SERVICE AREA 17	6,930,426.81	20,462.11	6,909,964.50	6,906,599.60
14996 COUNTY SERVICE AREA 69	394,124.21	26,267.93	367,856.28	13,144.68
14997 SDCFPD AMBULANCE SERVICE AREA	2,917,608.14	535,871.42	2,381,736.72	1,991,853.21
15000 SD CO FLOOD CONTROL DIST	16,300,177.59	723,624.86	15,576,552.73	16,244,464.56
15226 BLACKWOLF MAINT ZN349781	147,648.42		147,648.42	147,160.95
15227 LAKE RANCHO VIEJO MAINT ZN 4-4249-	219,885.03		219,885.03	219,201.42
15228 PONDEROSA ESTATES MAINT ZN 3-5142-	119,067.77		119,067.77	118,676.42
15250 HCV ADMIN FEE RESERVE	6,250,379.44	2,689,875.97	3,560,503.47	50,295.52
15255 SDCHA RES REHAB	2,346,556.30	(125,264.22)	2,471,820.52	6.53
15260 PUBLIC HOUSING CIAP	9,136.25	9,136.25		
15265 PH MELROSE HUD	167,234.98	39,789.11	127,445.87	2.39
15280 PH TOWNCENTER HUD	152,087.72	77,521.21	74,566.51	7.35
15295 MODERATE REHAB PROJ 3 HAP	207,760.04		207,760.04	2.63
15305 HA VOUCHER PROG PROJECTS	3,987,882.18	1,410,494.15	2,577,388.03	251.88
15308 HCV FAMILY SELF SUFFICIENCY	884,041.26	684,025.27	15.99	7.29
15315 PH L ST HUD	108,127.24	27,373.71	80,753.53	1.87
15320 HOUS ASST MOD REHAB PRJ 4	781,595.70	55,159.00	726,436.70	11.82
15325 PH DOROTHY HUD	295,386.28	38,611.17	256,775.11	4.52
15330 HA BUSINESS ACTIVITIES	2,393,483.13	109,630.83	2,283,852.30	
15335 PH FIREBIRD FMHA	904,327.79	571,389.79	332,938.00	4.85
15345 HOUS AUTH FACILITY FUND	75,970.45		75,970.45	
15352 REDEV RENTAL SUBSIDY PROGRAM	3,376.54	2,634.81	741.73	0.04
15354 HA SANTEE SUCCESS HOUSING AGCY	21,231,290.15	21,114,728.70	116,561.45	7,704.89

PERIODIC FINANCIAL STATEMENT - SCHEDULE OF BALANCE SHEET AND CASH TOTALS BY FUND - GL040

Date:12-MAR-2025 10:59:53

COSD  
Current Period: FEB-25

Currency: USD  
No specific FUND requested

FUND	ASSETS	LIABILITIES	FUND BALANCE	CASH
15355 HA REAL ESTATE RESERVE	2,001,325.38		2,001,325.38	18.47
15370 MAINSTREAM VOUCHER	797,901.06	6,640.31	791,260.75	7.89
15451 OTHER SERVICES - HARMONY GROVE FUN	1,634,896.22		1,634,896.22	1,629,962.02
15452 FLOOD CONTROL - HARMONY GROVE FUND	528,676.02		528,676.02	527,017.01
15453 FIRE PROTECTION - HARMONY GROVE FU	273,363.43		273,363.43	273,269.40
15454 IMPROVEMENT - HARMONY GROVE FUND	5,061.82		5,061.82	0.09
15464 HORSE CRK RDG CFD 13-01 INTERIM MA	630,667.37	571,556.40	59,110.97	628,522.20
15465 HORSE CRK RDG CFD 13-01 A-SPECIAL	1,803,337.17		1,803,337.17	1,797,574.05
15468 HORSE CRK RDG FCD CFD 13-01 B-SPEC	1,287,521.76		1,287,521.76	1,283,314.55
15467 HORSE CRK RDG FIRE CFD 13-01 C-SPE	168,218.20		168,218.20	167,463.50
15468 MEADOWOOD PRK CFD 19-01 A-SPECIAL	770,162.21		770,162.21	768,297.31
15469 MEADOWOOD FCD CFD 19-01 B-SPECIAL	462,894.32		462,894.32	461,781.20
15470 MEADOWOOD FIRE CFD 19-01 C-SPECIAL	173,786.95		173,786.95	173,224.12
15472 SWEETWTR PL MAINT CFD 19-02 SPECIA	435,960.05		435,960.05	434,691.37
15473 PARK CIR MAINT CFD 19-03 SPECIAL T	732,100.96		732,100.96	730,134.78
15474 SDCFPD CFD 04-01 SPECIAL TAX A	60,725.49		60,725.49	60,556.45
15475 SDCFPD CFD 04-01 SPECIAL TAX B	3,518.63		3,518.63	3,510.33
15476 SDCFPD EOM CFD 9-1 SPCL TX A	583,626.39		583,626.39	581,641.23
15477 SDCFPD EOM CFD 9-1 SPCL TX B	1,496,962.05		1,496,962.05	1,496,219.58
15478 PIPER OTAY CFD 22-01 TAX A	49,297.91		49,297.91	49,151.71
15479 PIPER OTAY CFD 22-01 TAX B	31,172.17		31,172.17	31,087.92
15480 SDCFPD BORREGO CFD 14-1 SPCL TX	267,701.55		267,701.55	266,827.62
15720 PRD 1003 ALAMO WAY	769.57		769.57	766.95
15740 PRD 1005 EDEN VALLEY LANE	117,403.79		117,403.79	117,012.49
15765 PRD 1008 CANTER 97038	18,872.31		18,872.31	18,815.03
15774 PRD 1000 ZN1010 ALPINE HIGHLANDS 9	134,851.98		134,851.98	134,457.81
15775 PRD 1000 ZN1011 LA CUESTA 97040	114,047.06		114,047.06	113,671.92
15776 PRD 1000 ZN1012 MILLAR 97041	90,310.97		90,310.97	89,987.99
15777 PRD 1013 SINGING TRAILS	75,343.22		75,343.22	75,105.56
15778 PRD 1014 LAVENDER PT LANE	42,838.81		42,838.81	42,705.72
15779 PRD 1015 LANDAVO DRIVE ET AL	94,641.82		94,641.82	94,341.48
15780 PRD 1016 EL SERENO WAY	(32,975.10)		(32,975.10)	(33,062.65)
15781 PRD 1017 KALBAUGH-HALEY-TOUB ST	45,700.27		45,700.27	45,592.28
15850 SURVEY MONUMENT PRESRVATM	1,094,029.92		1,094,029.92	1,094,029.92
15890 SPECIAL AVIATION	138.72		138.72	138.24
15910 COSD FISH AND GAME PROPAGATION	68,164.75		68,164.75	68,164.75
17050 CSAF REDEV OBLIG RET	491,519.13		491,519.13	487,981.74
21000 PENSION OBLIGATION BONDS	150,089,014.85	176,560,200.97	(26,471,186.12)	980,576.41
21625 SANCAL2019 REV JUST FAC REF	93,526.05		93,526.05	907.33
21626 SANCAL2019 ADMIN JUST FAC REF	2,550.13		2,550.13	
21627 SANCAL2019 DS JUSTICE FAC REF	1,984,499.99	1,984,499.99		
21628 SANCAL2019 INV ERNG JST FC REF	15,375.89		15,375.89	158.58
21629 SANCAL2019 EXC ERNG JST FC REF	2,319.96		2,319.96	2,309.91
21633 SANCAL2020 ADMIN WATERFRONT REF	11,377.42		11,377.42	

PERIODIC FINANCIAL STATEMENT - SCHEDULE OF BALANCE SHEET AND CASH TOTALS BY FUND - GL040

Date: 12-MAR-2025 10:59:53

COSD

Current Period: FEB-25

Currency: USD  
No specific FUND requested

FUND	ASSETS	LIABILITIES	FUND BALANCE	CASH
21634 SANCAL2020 DS WATERFRONT REF	24,674,287.49	24,674,287.49		
21635 SANCAL2020 INV ERNG WATERFRONT REF	33,077.96		33,077.96	177.99
21637 SANCAL2020 REV WATERFRONT REF	332,356.25		332,356.25	
21638 SANCAL2020 ADMN CEDAR KTTNR REF	12,889.36		12,889.36	
21639 SANCAL2020 DS CEDAR KTTNR RE	24,870,436.79	24,870,436.79		
21640 SANCAL2020 INV ERNG CEDAR KTTNR RE	61,689.99		61,689.99	12,848.07
21641 SANCAL2020 REV CEDAR KTTNR REF	227,411.88		227,411.88	
21650 SANCAL2021 YTC COPS PROJECT	19,262.01		19,262.01	19,259.95
21651 SANCAL2021 YTC COPS BASE RENT	1,187,000.00		1,187,000.00	
21652 SANCAL2021 YTC COPS DEBT SVC	87,711,250.00	87,711,250.00		
21653 SANCAL2021 YTC COPS ADMIN	9,418.82		9,418.82	
21655 SANCAL2021 YTC COPS INV EARN	112,668.55		112,668.55	24,483.18
21656 SANCAL 2023 CPH LAB PROJECT	47,977,817.08		47,977,817.08	
21659 SANCAL 2023 CPH LAB BASE RENT	321.20		321.20	
21660 SANCAL 2023 CPH LAB DS FUND	313,337,250.00	313,337,250.00		
21661 SANCAL 2023 CPH LAB ADMIN FUND	17,118.73		17,118.73	
21662 SANCAL 2023 CPH LAB CAP INT	15,607,492.64		15,607,492.64	
21663 SANCAL 2023 CPH LAB INV EARN	841.64		841.64	
21666 SANCAL 2024 EDGEMOOR REF BASE RENT	778,248.91		778,248.91	
21667 SANCAL 2024 EDGEMOOR REF DS FUND	35,908,250.00	35,908,250.00		
21668 SANCAL 2024 EDGEMOOR REF ADMIN	20,000.00		20,000.00	
21670 SANCAL 2024 EDGEMOOR REF INV EARN	23,729.59		23,729.59	
22350 TOBACCO SECRITZN CORP S R	272,083,844.63	371,171,758.06	(99,087,913.43)	
22351 TOBACCO COLLECTION AT S R	357,220,106.20	(104,060,154.09)	461,280,260.29	
22370 06 TOBACCO SR DEBT SERV	476,756.46	1,616,838.59	(1,140,082.13)	
22382 2019 TOB CLASS 1 SR LIQ RESERVE	20,578,457.65	2,495,327.81	18,083,129.84	
22383 2019 TOB CLASS 2 SR LIQ RESERVE	5,937,073.67	719,923.70	5,217,149.97	
22384 2019 TOB TURBO REDEMPTION	39,315.87	98,593.98	(59,278.11)	
22390 2019 TOB COI FUND		716.80	(716.80)	
22391 2019 TOB OPERATING	27,835.15	32,186.05	(4,350.90)	
22392 2019 TOB OPERATING CONTINGENCY	75,430.03	8,653.73	66,776.30	
23210 CSAF GF DEBT SERVICE	28,485.94		(3,978,730.73)	
23211 CSAF GF INTEREST ACCT	2,581,875.04	2,581,875.04		
23212 CSAF GF PRINCIPAL ACCT	2,905,000.00	2,905,000.00		
23213 CSAF GF DEBT SER RESERVE	972,242.67		972,242.67	
23214 CSAF GF TURBO REDEMPTION FUND	4.75		4.75	
25011 SDRBA 2016 COC REVENUE	2,109,027.86		2,109,027.86	161,788.93
25012 SDRBA 2016 COC ADMIN	837.38		837.38	
25013 SDRBA 2016 COC DEBT SERVICE	93,636,500.00	93,636,500.00		
25014 SDRBA 2016 COC RESERVE	4,178,000.00		4,178,000.00	4,178,000.00
25015 SDRBA 2016 COC INVESTMENT EARNINGS	125,833.12		125,833.12	66,359.96
26000 CAPITAL OUTLAY FUND	12,370,748.90	15,724,198.18	(3,353,447.28)	4,057,355.37
26005 MAJOR MAINT CAPITAL OUTLAY FD	3,152,197.69	4,555,315.52	(1,403,117.83)	3,152,197.69
26015 CAPITAL MSCP ACQUISITION FUND	1,033,880.17	1,000,000.00	33,880.17	833,880.17

PERIODIC FINANCIAL STATEMENT - SCHEDULE OF BALANCE SHEET AND CASH TOTALS BY FUND - GL040

Date 12-MAR-2025 10:59:53

COSD  
Current Period: FEB-25

Currency: USD  
No specific FUND requested

FUND	ASSETS	LIABILITIES	FUND BALANCE	CASH
26025 COUNTY HEALTH COMPLEX	10,323,155.06	16,042,184.25	(5,719,039.17)	3,060,786.88
26050 JUSTICE FACILITY CONST	3,983,870.38	4,535,193.17	(551,322.79)	3,983,870.38
26075 LIBRARY PROJ CAPITAL OUTLAY FD	1,073,404.38	1,085,332.26	(11,927.88)	988,072.12
26125 EDGEMOOR DEVELOPMENT	19,258,368.57	4,603,959.00	14,654,429.57	9,841,861.73
28075 CSAF USDRIP	593,884.49	588,780.00	5,104.49	5,088.19
28078 CSAF GF IMPROVEMENT	370.79		370.79	369.53
28078 CSAF GF SRF	7,496.98		7,496.98	7,364.72
28079 CSAF GF ADMIN	976,392.88	977,610.88	782.00	779.34
28080 CSAF GILLESPIE HOUSING	341.35		341.35	340.19
28081 CSAF USDRIP HOUSING	360.80		360.80	379.50
30050 AIRPORT ENTERPRISE	135,835,556.85	107,877,165.64	27,958,393.21	26,559,821.35
30100 LIQUID WASTE ENTERPRISE	1,704,052.04	813,023.71	891,028.33	1,213,287.75
30425 CMWSMD-ZONE B (CAMPO HILLS WATER)	486,631.99	178,303.33	308,328.66	311,725.72
30427 CMWSMD-ZONE A (RANCHO DEL CAMPO WT	3,125,501.23	128,718.40	2,996,782.83	2,949,066.74
30429 LIVE OAK SPRNGS WTR SYS CSA137	6,009,021.71	2,894,995.56	3,114,026.15	3,101,088.11
31500 SAN DIEGO COUNTY SANITATION DISTRI	154,974,665.92	79,665,841.24	75,308,824.68	75,393,328.25
31550 SHF JAIL STORES COMMISSARY ENTERPR	1,524,122.37	77,312.61	1,446,809.76	1,211,591.82
35500 INFORMATION TECHNOLOGY ISF	39,471,547.54	16,448,032.00	23,023,515.54	39,464,667.01
35525 DPW EQUIP INTERNAL SERV	6,611,238.30	8,995.00	6,602,243.30	6,588,785.20
35550 DPW ISF EQUIP ACQ ROAD FD	33,236,013.48	17,364,117.54	15,871,895.94	15,947,466.28
35575 DPW ISF EQUIP ACQ INACTIVE WST GF	936,411.49	68,209.64	868,201.85	819,461.48
35625 DPW ISF EQUIP ACQ AIRPORT	1,969,532.28	553,663.71	1,415,868.57	1,422,434.53
35650 DPW ISF EQUIP ACQ GEN FND	353,000.02	33,452.36	319,547.66	325,127.76
35675 DPW ISF EQUIP ACQ LIQ WST	8,374,248.66	2,269,566.44	4,104,682.22	4,197,693.88
35800 PURCHASING ISF	9,817,184.78	1,978,049.25	7,839,135.53	8,432,164.69
35925 PERMANENT RD DIV PRD ISF	500,000.00		500,000.00	291,700.00
36000 EMPLOYEE BENEFITS	234,988,968.55	203,417,486.65	31,571,481.90	234,190,218.99
36025 INSURANCE ISF	7,525,280.69		7,525,280.69	7,513,044.47
36050 PUBLIC LIABILITY INSURANCE	97,451,426.47	106,886,834.60	(9,437,408.13)	97,133,389.41
37000 FLEET SERVICES ISF OPER AND MAINT	4,489,371.26	425,060.99	4,064,310.27	4,437,041.19
37025 FLEET ISF EQUIP ACQ GENL	97,176,222.20	63,798,105.13	33,378,117.07	33,380,537.73
37050 FLEET ISF MAT SUPP INV	4,715,308.62	1,631,506.47	3,083,803.15	2,072,003.81
37075 FLEET ISF ACCIDENT REPAIR	2,472,270.46		2,472,270.46	2,463,915.47
37600 FACILITIES MGMT INT SVC FD	17,621,307.91	7,264,167.17	10,356,450.74	13,404,495.00
37850 MAJOR MAINTENANCE INT SVC FD	2,731,512.90	328,850.96	2,402,661.94	2,438,326.39
41000 EQUITIZED CASH	8,284,481.15	296,172,202.97	(287,887,721.82)	8,261,441.95
41600 RET SAL BENEFITS AP CNTY	486,612.80		486,612.80	486,612.80
43500 NO CO CEMETERY ENDOWMENT CARE	4,031,883.94		4,031,883.94	4,018,493.30
43525 VALLEY CTR CEM PERP CARE	314,103.31		314,103.31	313,034.91
43575 RAMONA CEMTRY PERPET CARE	622,126.37		622,126.37	620,032.91
43585 VALLECITOS WATER DIST INVESTMENT	1,012,700.00		1,012,700.00	1,009,335.88
43590 RINCON DEL DIABLO MUNI WATER DIST	3,053,789.65		3,053,789.65	3,042,717.54
44000 NO COUNTY CEMETERY DIST	747,053.75		747,053.75	744,617.94
44001 NO CO CEMETERY ENDOWMENT INCOME	299,015.31		299,015.31	296,002.19

PERIODIC FINANCIAL STATEMENT - SCHEDULE OF BALANCE SHEET AND CASH TOTALS BY FUND - GL040

Date: 12-MAR-2025 10:59:53

COSD

Current Period: FEB-25

Currency: USD

No specific FUND requested

FUND	ASSETS	LIABILITIES	FUND BALANCE	CASH
44005 NO CO CEMETERY CAP OUTLAY	2,199,199.14		2,199,199.14	2,193,302.53
44010 POMERADO CEMETERY DIST	2,158,148.11		2,158,148.11	2,151,809.34
44020 PMRDO CMTRY CAPTL OUTLAY	346,518.45		346,518.45	345,358.73
44025 RAMONA CEMETERY DIST	1,208,754.86		1,208,754.86	1,204,816.27
44030 VALLEY CNTR CEMETERY DIST	192,247.94		192,247.94	191,675.67
44035 VLY CNTR CEM CAPTL OUTLAY	4,137.77		4,137.77	4,123.70
44038 CITY OF OCEANSIDE INVESTMENT	138.55		138.55	138.08
44039 CITY OF VISTA SDCO INVESTMENT FD	91,462.63		91,462.63	91,151.53
44041 CITY CHULA VISTA 2014 REF COP RESE	1,913,840.20		1,913,840.20	1,907,331.27
44042 CITY CHULA VISTA 2015 REF COP RESE	2,313,403.72		2,313,403.72	2,305,534.86
44043 CITY CHULA VISTA 2016 REF COP RESE	1,047,806.85		1,047,806.85	1,044,242.82
44048 CITY OF CHULA VISTA 2017A LEASE RE	763,056.11		763,056.11	760,460.64
44047 CITY OF CHULA VISTA 2017B LEASE RE	13,088.49		13,088.49	13,043.97
44048 MTS GENERAL INVESTMENT	166,897,442.36		166,897,442.36	166,368,654.76
44049 MTS SB 1 STA SGR	12,983,297.99		12,983,297.99	12,945,667.19
44050 SOLANA BEACH DEBT SERVICE	183.71		183.71	183.08
44051 NCTD INVESTMENT FUND	43,886,782.50		43,886,782.50	43,737,505.16
44052 CITY OF CORONADO INVESTMENT	7,905,617.41		7,905,617.41	7,874,607.92
44054 SANDAG I-15 RESERVE	1,626,643.62		1,626,643.62	1,621,110.73
44058 TRANSNET EXTENSION INVESTMENT	111,594.50		111,594.50	111,214.92
44059 ARJIS INVESTMENT	6,239.08		6,239.08	6,217.86
44060 CITY ENCINITAS INVESTMENT	1,337,225.34		1,337,225.34	1,332,676.88
44061 LEUCADIA WASTEWATER DISTRICT INVES	1.32		1.32	1.16
44063 SANTA FE IRRIGATION DIST INVESTMEN	107,124.87		107,124.87	106,826.83
44064 CANEBRAKE CO WATER DIST INVESTMENT	476.15		476.15	474.53
44067 VALLEY CENTER WATER DIST INVESTMEN	2,698,649.32		2,698,649.32	2,689,469.16
44068 SDHC INVESTMENT POOL FUND	8,568,489.13		8,568,489.13	8,539,344.11
44076 CITY OF DELMAR INVESTMENT	3,040,650.31		3,040,650.31	3,030,307.78
44077 NATIONAL CITY INVESTMENT FUND	39,890,518.09		39,890,518.09	39,754,833.72
44084 MTS LCTOP 14-15	31,170,638.89		31,170,638.89	31,069,233.23
44085 CITY CHULA VISTA INVESTMT	26,233.35		26,233.35	26,148.70
44090 009_01_CFD CHULA VISTA ELM CF DIST	2,853,849.60		2,853,849.60	2,843,804.35
44095 009_02_CFD CHULA VISTA ELM CF DIST	5,350.38		5,350.38	5,332.17
44100 009_03_CFD CHULA VISTA ELM CF DIST	1,550,091.78		1,550,091.78	1,541,591.98
44105 009_04_CFD CHULA VISTA ELM CF DIST	2,492,341.33		2,492,341.33	2,484,841.14
44110 009_05_CFD CHULA VISTA ELM CF DIST	962,313.67		962,313.67	958,325.05
44115 009_06_CFD CHULA VISTA ELM CF DIST	1,558,630.74		1,558,630.74	1,554,485.43
44119 009_21_CFD CHULA VISTA CFD 21	4,829,099.97		4,829,099.97	4,814,768.73
44120 009_10_CFD CHULA VISTA ELEM CFD 10	4,303,702.62		4,303,702.62	4,291,287.95
44121 009_17_CFD CHULA VISTA ELEM CFD 17	2,755,012.81		2,755,012.81	2,746,675.50
44122 009_18_CFD CHULA VISTA ELEM CFD 18	7,965,152.31		7,965,152.31	7,939,148.32
44123 009_19_CFD CHULA VISTA ELEM CFD 19	4,824,952.98		4,824,952.98	4,810,073.80
44124 009_20_CFD CHULA VISTA ELEM CFD 20	1,095,764.33		1,095,764.33	1,092,887.21
44125 009_11_CFD CHULA VISTA ELEM CFD 11	1,704,045.09		1,704,045.09	1,701,191.97

PERIODIC FINANCIAL STATEMENT - SCHEDULE OF BALANCE SHEET AND CASH TOTALS BY FUND - GL040

Date 12-MAR-2025 10 59 53

COSD

Current Period: FEB-25

Currency: USD  
No specific FUND requested

FUND	ASSETS	LIABILITIES	FUND BALANCE	CASH
44128 009_12_CFD CHULA VISTA ELEM CFD 12	2,010,794.62		2,010,794.62	2,005,179.74
44127 009_13_CFD CHULA VISTA ELEM CFD 13	3,536,806.88		3,536,806.88	3,528,216.91
44128 009_14_CFD CHULA VISTA ELEM CFD 14	2,928,052.36		2,928,052.36	2,920,674.33
44129 009_15_CFD CHULA VISTA ELEM CFD 15	1,459,982.44		1,459,982.44	1,458,208.24
44130 046_01_CFD SWEETWATER HS CF DIST 1	23,708,570.74		23,708,570.74	23,814,284.73
44135 046_02_CFD SWEETWATER HS CF DIST 2	2,025,747.73		2,025,747.73	2,018,857.30
44140 046_03_CFD SWEETWATER HS CF DIST 3	13,481,408.28		13,481,408.28	13,435,931.52
44145 046_04_CFD SWEETWATER HS CF DIST 4	14,742,576.88		14,742,576.88	14,894,965.22
44149 046_14_CFD SWEETWATER HS CF DIST 1	14,272,965.26		14,272,965.26	14,227,939.01
44150 046_05_CFD SWEETWATER HS CF DIST 5	4,285,046.88		4,285,046.88	4,270,569.84
44151 046_15_CFD SWEETWATER HS CF DIST 1	7,421,769.54		7,421,769.54	7,398,483.53
44152 046_16_CFD SWEETWATER HS CF DIST 1	7,013,812.61		7,013,812.61	6,992,117.96
44153 046_17_CFD SWEETWATER HS CF DIST 1	17,405,870.96		17,405,870.96	17,350,629.16
44154 046_18_CFD SWEETWATER HS CF DIST 1	16,797,584.96		16,797,584.96	16,745,155.07
44155 046_19_CFD SWEETWATER HS CF DIST 1	1,413,184.33		1,413,184.33	1,409,259.71
44156 046_19_CFD SWEETWATER HS CF DIST 1	6,161,879.09		6,161,879.09	6,144,185.27
44157 046_20_CFD SWEETWATER HS CF DIST 2	8,364,947.03		8,364,947.03	8,339,489.27
44450 NO CEMETERY PRENEED FUND	4,232,891.43		4,232,891.43	4,217,117.13
44510 MTS - SB 125 FUNDS	132,548,038.28		132,548,038.28	132,094,223.58
44564 SANDAG - SOURCEPOINT	199,894.04		199,894.04	199,214.12
44565 SAFE FREEWAY CALL BOX	248,593.97		248,593.97	247,748.40
44568 SANDAG - SAFE PROGRAM	8,763,827.82		8,763,827.82	8,734,016.37
44569 SDCRTC 2020 BONDS	93.85		93.85	59.09
44581 FUTURE IMPROVEMENTS	3,726,415.79	3,726,415.79		3,713,822.32
44583 TRANSPORTATION IMPACT FEE LUEG	22,313,835.38	22,313,835.38		22,238,042.81
44584 DRAINAGE FEE ORD 5586 NS LUEG	13,889,605.73	13,889,605.73		13,842,606.88
44586 DPW SUSPENSE FUND	(3,600.50)		(3,600.50)	(3,600.50)
44587 RTCIP-RGLTRAN CNGSTN IMP PROG	22,208,430.74	22,208,430.74		22,134,289.65
44592 SDCSD MISCELLANEOUS TRUST FUND	6,003.60		(6,003.60)	
44595 LOCAL AGENCY FORMATION AG	2,470,116.59	246,140.43	2,223,976.16	2,470,116.59
44600 COMMUNITY SERV AGCY TRUST	19,812,434.31	19,812,434.31		19,812,434.31
44601 VICTIMS EMERGENCY RELIEF FUND	33,378.76		33,378.76	
44603 SDCRTC 2021 BONDS	122.53		122.53	77.15
44605 LAW LIBRARY	8,288,990.14	143,191.07	8,145,799.07	8,231,791.84
44625 SAN DIEGUITO RIVER VALLEY	2,163,152.19	1,180,877.04	982,275.15	1,028,165.08
44634 SDRVJPA COAST FUND	64,072.95		64,072.95	64,072.95
44655 SAN DIEGUITO CAP PROJ	49,658,531.71	49,442,247.87	216,284.04	218,860.77
44656 SAN DIEGUITO RESERVE FUND	109,232.02		109,232.02	108,863.35
44660 SO CA INTRGOV TRN AND DEV	1,601,969.71	24,430.58	1,577,539.13	1,447,913.18
44670 SD GEOGRAPHIC INFO SANGIS	588,981.65	23,985.44	564,996.21	585,880.97
44679 SYCUAN FEE TO TRUST AGREEMENT	2,364,159.43		2,364,159.43	2,364,159.43
44680 INDIAN GAMING SDF- COUNTYWIDE	276,416.35		276,416.35	275,476.14
44731 JAMUL INDIAN VILLAGE AGREEMENT	1,791,419.10		1,791,419.10	1,791,419.10
45806 SB1407 SCFCF-ICNA ASSESSMENTS	339,410.34		339,410.34	339,410.34



PERIODIC FINANCIAL STATEMENT - SCHEDULE OF BALANCE SHEET AND CASH TOTALS BY FUND - GL040

Date:12-MAR-2025 10:59:53

COSD

Current Period: FEB-25

Currency: USD  
No specific FUND requested

FUND	ASSETS	LIABILITIES	FUND BALANCE	CASH
45607 SB857 PARKING PENALTY SURCHARGE	225,685.08		225,685.08	225,685.08
45608 AB2173 EMER MED AIR TRANS ACT	(0.66)		(0.66)	(0.36)
45630 CAPITAL OUTLAY PROGRAM FUNDING	802,100.00		802,100.00	802,100.00
45660 RED AGY GILLES CAJVLV BD	395,875.00		395,875.00	399,319.94
45670 REDAGY GILLES CAJVLV BDINT	414,097.81		414,097.81	411,331.21
45680 PUB ADMIN GUARDIAN ESTATE	31,451,155.07		31,451,155.07	26,982,335.42
45695 ST TRAN ASST SANDAG	3,790,363.77		3,790,363.77	3,781,276.97
45700 ST TRAN ASST MTDB	10,454,803.28		10,454,803.28	10,439,213.88
45740 LOCAL TRANSPORTATION	29,269,903.30		29,269,903.30	29,212,239.00
46600 090_00 SUPERINTENDENT OF SCHOOLS	296,355.51		296,355.51	178,473.02
46615 DA FRAUD HOLDING FUND	1,581,536.84	2,497.71	1,579,038.83	1,576,303.86
46616 DA PROP84 CONSUMER FRAUD	9,174.16		9,174.16	9,105.33
46618 PROP84 CONSUMER FRAUD-COUNTY	221,547,608.21		221,547,608.21	220,800,313.43
46625 VECTOR CONTROL DISTRICT	10,245,743.53		10,245,743.53	10,222,844.95
46630 PLU FIRE MITIGATION FEES	567,874.74		567,874.74	566,282.72
46631 PDS PACE MITIGATION CREDIT FEES	1,277,553.09		1,277,553.09	1,273,207.60
46632 ABANDONED VEHICLE ABATEMENT	1,823,073.57		1,823,073.57	1,816,866.76
46635 DAS IMPOUND ALTER DEPOSIT	16,743.00	120.00	16,623.00	16,743.00
46640 SPAY DEP FORFEITURE ACCT	1,175.00	120.00	1,055.00	1,175.00
46649 COM CORR PERF INCNTV FD-SD	4,838,281.72		4,838,281.72	4,819,616.14
46650 PROBATION	10,547.41		10,547.41	9,497.41
46652 PRO SOCIAL SECURITY TRUST	53,873.08	311.55	53,561.53	53,700.70
46655 RECORDER	520,896.28	9,107.35	511,788.93	520,896.28
46656 PRO SUSPENSE FUND	2,454,842.67		2,454,842.67	2,454,842.67
46660 RECORDER SB21	108,320.00		108,320.00	108,320.00
46665 SHERIFF DETENTION CASH	433,926.53		433,926.53	179.70
46670 TAX COLL TAX UNDERPYMT FD	4,306.18		4,306.18	4,306.18
46675 TREASURER	18,002,054.81		18,002,054.81	18,002,054.81
46685 SECURED TAX	1,556,392.32	767.73	1,555,624.59	1,556,392.32
46690 UNSECURED TAX MANUAL PAYT	511,103.44	(58.78)	511,162.22	511,103.44
46695 PRIOR SECURED TAX TAX COL	953,728.28	378.46	953,349.82	953,728.28
46700 HHS ADULT REPRESENTATIVE PAYEE	3,968,296.03		3,968,296.03	819,528.25
46705 REPRESENTATIVE PAYEE SSA SSI	308,902.00		308,902.00	307,897.51
46710 SOC SERV OVERPAYMENT COLL	7,102,923.19	22,812.18	7,080,111.01	7,102,923.19
46711 SOC SERV CHILD SUPPORT COLL	54,898.18		54,898.18	54,898.18
46720 SHERIFFS CIVIL TRUST	2,050,432.25	(2.00)	2,050,434.25	2,048,132.25
46725 LAFCO	11,777.65		11,777.65	11,737.57
46726 LAFCO SPECIAL PROJECTS	18,151.60		18,151.60	18,089.81
46727 LAFCO JURISDICTIONAL PROJECTS	23,790.47		23,790.47	23,709.54
47025 CHILD DEVELOPMENT TRUST	135,438.71		80,112.64	134,993.34
47150 CONSTRUCTION & DEMO DEBRIS MGT	4,704,983.17	55,326.07	4,251,121.26	4,689,645.95
47280 PENALTY ASSESSMENT	1,723,324.32	4,279,861.91	1,723,324.32	1,685,758.42
47285 CRIMINAL JUSTICE FAC CONSTRUCT	6,827,033.74		6,827,033.74	6,827,033.74
47290 COURTHOUSE CONSTRUCTION	1,786,031.76		1,786,031.76	1,786,031.76

PERIODIC FINANCIAL STATEMENT - SCHEDULE OF BALANCE SHEET AND CASH TOTALS BY FUND - GL040

Date:12-MAR-2025 10:59:53

COSD  
Current Period: FEB-25

Currency: USD  
No specific FUND requested

FUND	ASSETS	LIABILITIES	FUND BALANCE	CASH
47350 TRIAL COURT OPERATIONS FD	136,237.98		136,237.98	136,237.98
47500 ALPINE FPD	949,316.25		949,316.25	947,281.28
47505 ALPINE FIRE MITIGATON FEE	39,170.87		39,170.87	38,946.06
47510 BONITA SUNNYSIDE FPD	3,329,811.43		3,329,811.43	3,322,924.33
47512 BONITA SUNNYSIDE OPEB LIABILITY FD	349.17		349.17	347.98
47515 BONITA FPD CAPITAL OUTLAY	128.05		128.05	127.61
47520 BONITA FIRE MITIGATON FEE	43,366.75		43,366.75	43,256.10
47540 DEER SPRINGS FPD	4,783,281.41		4,783,281.41	4,788,356.53
47545 DEER SPRINGS FPD CAP OTLY	15,367,591.77		15,367,591.77	15,309,444.80
47550 DEER SPR FIRE MITGATN FEE	113,680.40		113,680.40	113,181.60
47570 NORTH COUNTY FPD	329,966.72		329,966.72	323,855.27
47572 NRTH CNTY FPD CAP RESERVE	8,132.42		8,132.42	8,104.69
47575 RAINBOW FP SUB ZONE	45,681.94		45,681.94	45,526.18
47580 NORTH COUNTY FIRE MIT FEE	2,860,703.38		2,860,703.38	2,851,354.17
47585 RAINBOW SUB ZN FIRE MT FE	4,472.54		4,472.54	4,457.33
47610 LFPD-UNASSIGNED GENERAL FUND	8,356,614.85		8,356,614.85	8,346,536.85
47611 LFPD-ACCURED LEAVE FUND	12,963.58		12,963.58	12,919.49
47615 LFPD CAPITAL RESERVE FUND	5,262.76		5,262.76	5,244.86
47616 LFPD SLEMSA AMBULANCE TRANSPORT	693,649.75		693,649.75	693,244.94
47617 LFPD SLEMSA	320,654.27		320,654.27	320,654.27
47630 LFPD-OPEB RESERVE FUND	431.86		431.86	430.39
47632 LFPD SDG&E MIT FUND	2,413.27		2,413.27	2,405.06
47635 LFPD-MITIGATION FEE FUND	78,338.15		78,338.15	77,960.41
47840 LOWER SWEETWATER FPD	592,611.51		592,611.51	590,811.18
47850 RANCHO SANTA FE FPD	9,551,401.29		9,551,401.29	9,528,085.50
47860 RSFFPD CONTRACT ALS	222,335.90		222,335.90	221,579.64
47865 RHO SF FIRE MITIGATON FEE	2,032,800.51		2,032,800.51	2,026,282.38
47875 SN MARCOS FIRE MITGAT FEE	947.53		947.53	944.31
47690 SAN MIGUEL FPD	5,352,968.39	1,265,589.84	4,087,378.46	5,332,231.62
47692 SAN MIGUEL FPD CFD 2022-1	13,068.46		13,068.46	13,037.05
47700 SAN MIGUEL FPD BUDGET STABILIZATIO	1,069,346.68		1,069,346.68	1,066,505.34
47705 SAN MIGUEL CAPITAL RESERV	829,260.44		829,260.44	826,617.92
47710 SN MGL UNCOMPENSATD LEAVE	11,496.29		11,496.29	11,457.18
47715 SAN MIGUEL CAPITAL EQUIP	1,129,811.61		1,129,811.61	1,127,502.89
47720 SAN MIGUEL CAP FAC REPLCE	5,625,761.34		5,625,761.34	5,615,974.99
47725 SAN MIGUEL VEHICLE DEPRECC	3,904,006.63		3,904,006.63	3,895,030.73
47730 SN MGL FPD CONTRACT SVC R	549,624.56		549,624.56	547,755.05
47735 SN MIGUEL FIRE MITGATN FE	921,316.33		921,316.33	918,427.19
47740 VISTA FPD	1,657,911.61		1,657,911.61	1,651,985.91
47745 VISTA FIRE MITIGATION FEE	555,155.61		555,155.61	553,481.34
47750 BORREGO SPRINGS FPD	10,536.82		10,536.82	10,536.82
47751 BORREGO SPRINGS FPD PROP Z	658.77		658.77	658.77
47755 BORREGO SPV FPD CAP OTLAY	3,358.81		3,358.81	3,347.38
47760 BORREGO FIRE MITGATN FEE	354.16		354.16	354.16

PERIODIC FINANCIAL STATEMENT - SCHEDULE OF BALANCE SHEET AND CASH TOTALS BY FUND - GL040

Date: 12-MAR-2025 10:59:53

COSD

Current Period: FEB-25

Currency: USD  
No specific FUND requested

FUND	ASSETS	LIABILITIES	FUND BALANCE	CASH
47850 VALLEY CENTER FPD	1,099,031.51		1,099,031.51	1,097,120.43
47853 VALLEY CNTR FPD CFD 08-01	539,818.17		539,818.17	538,939.06
47855 VLY CTR FIRE MITIGATN FEE	645,961.32		645,961.32	643,961.71
47860 NO COUNTY DISPATCH JPA	8,330,646.58		8,330,646.58	8,305,371.33
48001 PALOMAR POMERADO HEALTH ELEC 2004	3,425.34		3,425.34	1,889.15
48005 GROSSMONT HEALTHCARE DISTRICT	1,970.92		1,970.92	1,970.92
48080 WHISP PALMS LANDSCP LTG	107.00		107.00	107.00
48200 INTEREST TREASURER	(48,296,391.66)		(48,296,391.66)	933,419.54
48302 HEALTH SAVINGS ACCOUNT PROGRAM	49,052.49		49,052.49	49,052.49
48303 CO EMP HEALTH INSURANCE	11,481,941.84	59,207.75	11,422,734.09	11,481,941.84
48304 SELF FUNDED DENTAL PLAN	12,754,514.87		12,754,514.87	12,754,514.87
48305 BENEFIT INSURANCE CONTRACTS	8,223,878.32		8,223,878.32	8,223,878.32
48307 SELF FUNDED VISION PLAN	5,419,174.63		5,419,174.63	5,419,174.63
48324 PAYROLL EE WH TX FED CY 3 31	7,459,952.71		7,459,952.71	7,459,952.71
48336 PAYROLL EE WH TX ST CY 3 31	3,075,424.00		3,075,424.00	3,075,424.00
48347 2022 FLEXIBLE SPENDING ACCOUNT	199,610.00		199,610.00	199,610.00
48348 PAYROLL EE ER OASDI CY END 3 31	7,265,623.56		7,265,623.56	7,265,623.56
48349 2022 HEALTHCRE REIMBRSMNT ACCT	500,000.00		500,000.00	500,000.00
48352 2023 FLEXIBLE SPENDING ACCOUNT	647,217.57		647,217.57	647,217.57
48353 2023 HEALTHCRE REIMBRSMNT ACCT	2,776,589.95		2,776,589.95	2,776,589.95
48360 PAYROLL EE SDI CY END 3 31	490,932.48		490,932.48	490,932.48
48372 PAYROLL EE ER MEDN CY END 3 31	2,233,138.22		2,233,138.22	2,233,138.22
48381 PAYROLL EE ER MEDN CY END 12 31	77,280.89		77,280.89	77,280.89
48382 2024 FLEXIBLE SPENDING ACCOUNT	1,319,896.03		1,319,896.03	1,319,896.03
48383 2024 HEALTHCRE REIMBRSMNT ACCT	1,912,060.02		1,912,060.02	1,912,060.02
48384 060 SDCC HLTH WRKRS COMPNSATN	116,023.85		116,023.85	110,264.03
48385 EXCESS RET BENEFIT IRS415M	8,910.08		8,910.08	8,910.08
48391 2025 HEALTHCRE REIMBRSMNT ACCT	850,043.50		850,043.50	850,043.50
48392 2025 FLEXIBLE SPENDING ACCOUNT	984,242.25		984,242.25	984,242.25
48500 TREASURER EST DECSD PERSN	1,917,179.97		1,917,179.97	1,917,179.97
48510 EST DECSD PERSONS PUB ADM	219,231.12		219,231.12	219,231.12
48600 LAKE CUYAMACA REC AND PK	2,973.71		2,973.71	2,963.60
48610 LK CYMCA R AND P LSE AGMT RED	9,276.37		9,276.37	9,216.25
48620 LK CYMCA R AND P CAP IMPROVMT	345.01		345.01	343.83
48630 LK CUYAMACA REC PK GRANT	319.88		319.88	318.79
48640 LK CUYAMACA LAKEVIEW	969.96		969.96	966.66
48650 LK CUYAMACA REC PK RESERVE FD	7,897.68		7,897.68	7,767.80
48660 MISSION RES CONSR	33,224.24		33,224.24	33,173.08
48803 MISSION RCD VISTA UNIF SCH DIST EN	25,965.60		25,965.60	25,877.28
48804 MISSION RCD LOWER WARM SPGS CRK RE	236.52		236.52	235.72
48805 MISSION RCD STA MARGARITA ILF PROG	7,690.13		7,690.13	7,663.97
48841 OTAY WATER DISTRICT INVESTMENT	107,603.48		107,603.48	76,132.11
48910 PALOMAR RES SDC ASSOC	6.57		6.57	6.55
48920 UPR SN LU RE RSOR CNSER	28,536.90		28,536.90	28,456.47

PERIODIC FINANCIAL STATEMENT - SCHEDULE OF BALANCE SHEET AND CASH TOTALS BY FUND - GL040

Date:12-MAR-2025 10:59:53

COSD

Current Period: FEB-25

Currency: USD  
No specific FUND requested

FUND	ASSETS	LIABILITIES	FUND BALANCE	CASH
48921 USLR RANCHO CORRIDO ARROYO TOAD CO	4,844.14		4,844.14	4,827.66
49000 PCD AQIP TRUST AB423	4,651,298.37		4,651,298.37	4,633,381.09
49010 AIR QUALITY MOYER FUND AB423	28,615,358.83	25,747,352.45	2,868,006.38	28,427,478.61
49015 AIR QL CLEAN CAR 4 ALL AB423	7,119,555.64	6,750,867.30	368,688.34	7,062,086.95
49020 VESSELS AT BERTH REMEDIATION AB423	3,826.61		3,826.61	3,816.75
49030 AIR QUALITY AB 617 AB423	34,422,442.21	30,629,953.71	3,792,488.50	34,140,396.98
49035 AB617 IMPLEMENTATION AB423	5,327,164.65	5,243,258.43	83,906.22	5,308,926.04
49040 AIR QUALITY GMERP FUND AB423	3,828,451.11	2,920,308.97	908,142.14	3,815,442.25
49050 PCD OPERATION FUND AB423	14,216,756.60	14,501.53	14,202,255.07	13,716,310.33
49060 AIR POLLUTION CONTROL AB423	299,447.29		299,447.29	298,715.09
49070 AIR QL T&M APP FEES AB423	3,029,395.58	2,806,863.72	222,531.86	3,019,289.73
49080 PCD SUSPENSE FUND AB423	406,606.69	(2,053.00)	408,659.69	405,967.80
49090 AIR QUALITY FARMER FUND AB423	1,095,574.53	944,097.08	151,477.45	999,077.40
49193 SD REG BLDG AUTH MTS SPRV	57,468.94		57,468.94	57,351.15
49200 SDC REGIONAL AIRPORT AUTH	48,411,191.08		48,411,191.08	48,246,522.80
49205 TRANSNET IMPROVEMENT FUND	3,029,501.59	3,611,396.08	(581,894.49)	3,025,459.82
49211 HAZMAT RESPONSE PROGRAM	2,299,761.00	6,166.86	2,293,594.14	2,286,699.27
49214 ESO OPERATING	193,989.39		193,989.39	193,347.73
49217 FIRST 5 COMM OPERATING FUND	21,246,765.52	1,034,698.59	20,212,066.93	21,161,658.09
49220 PUBLIC AGCY SELF INS SYS	0.09		0.09	0.08
49221 SDCRAA 2014B CONSTRUCTION	0.25		0.25	0.25
49222 SDCRAA 2014A DEBT SERVICE	395,406.42		395,406.42	393,455.39
49223 SDCRAA 2014B DEBT SERVICE	8,334,757.67		8,334,757.67	8,308,858.19
49224 SDCRAA 2014 ROLLING COVERAGE FUND	7,856,827.45		7,856,827.45	7,830,103.09
49240 SDCRAA 2021A BONDS PROJECT	73,674,678.40		73,674,678.40	73,424,079.94
49241 SDCRAA 2021B BONDS PROJECT	137,134.34		137,134.34	136,687.72
52905 099_00 CO SCH BLDG AD ALPINE	5,058.60		5,058.60	5,058.60
52915 099_00 CO SCH BLDG AD CAJON VALY	1,538.69		1,538.69	1,538.69
52925 099_00 CO SCH BLDG AD DEHESA	1,957.85		1,957.85	1,957.85
52940 099_00 CO SCH BLDG AD CORONADO	935.43		935.43	935.43
52950 099_00 CO SCH BLDG AD LAKESIDE	63,062.16		63,062.16	63,062.16
52960 099_00 CO SCH BLDG AD LA MESA SV	33,219.19		33,219.19	33,219.19
52970 099_00 CO SCH BLDG AD LEMON GROV	23,043.41		23,043.41	23,043.41
52980 099_00 CO SCH BLDG AD JAML L FLR	8,751.36		8,751.36	8,751.36
52990 099_00 CO SCH BLDG AD MT EMPIRE	6,995.74		6,995.74	6,995.74
53000 099_00 CO SCH BLDG AD SANTEE	27,463.83		27,463.83	27,463.83
53010 099_00 CO SCH BLDG AD RAMONA	8,008.14		8,008.14	8,008.14
53301 063_DS CARLSBAD USD 2017 REF A	2,242,688.70		2,242,688.70	2,235,002.95
53302 063_DS CARLSBAD USD 2017 REF B	2,137,104.00		2,137,104.00	2,133,916.06
53303 063_DS CARLSBAD USD SUBSIDY DEP 20	10,567,991.93		10,567,991.93	10,532,032.25
53304 063_DS CARLSBAD USD 2018 REF	3,623,495.09		3,623,495.09	3,617,056.84
53305 047_DS CORONADO UNIF 1999A	14,994,950.69	14,994,950.69		
53306 047_DS CORONADO UNIFIED 1998B	12,052,043.32	12,052,043.32		
53307 047_DS CORONADO UNIF 2012 REF	8,657.13		8,657.13	8,746.37

PERIODIC FINANCIAL STATEMENT - SCHEDULE OF BALANCE SHEET AND CASH TOTALS BY FUND - GL040

Date:12-MAR-2025 10:59:53

COSD  
Current Period:FEB-25

Currency: USD  
No specific FUND requested

FUND	ASSETS	LIABILITIES	FUND BALANCE	CASH
53308 063_DS CARLSBAD UNIF 2014 REF	1,520,282.72		1,520,282.72	1,517,714.20
53309 063_DS CARLSBAD UNIF2006 ELEC 2011	1,070,091.59		1,070,091.59	1,067,875.12
53310 063_DS CARLSBAD UNIFIED 1997A	49,252,599.09	49,235,000.00	17,599.09	17,273.58
53311 063_DS CARLSBAD UNIFIED 2008A	2.67		2.67	2.42
53312 063_DS CARLSBAD UNIF 2006 ELEC 200	76,368.78		76,368.78	75,575.02
53313 063_DS CARLSBAD UNIF 2006 ELEC 201	407,707.95		407,707.95	406,043.38
53314 064_DS OCEANSIDE ELEC 2008B	1,891.96		1,891.96	1,886.21
53315 048_DS MT EMPIRE 1998A	4,577,956.58	4,507,108.75	70,847.83	70,345.02
53316 064_DS OCEANSIDE 2000 ELEC 2010 RE	444.31		444.31	432.08
53317 064_DS OCEANSIDE 2009 REFUNDING	0.09		0.09	0.08
53318 064_DS OCEANSIDE USD 2008 SERIES A	3,861,358.11		3,861,358.11	3,853,776.76
53319 064_DS OCEANSIDE UNIFIED 2000F	5,538.30		5,538.30	5,519.46
53320 064_DS OCEANSIDE UNIFIED 2000A	16,485,863.75	16,485,863.75		
53321 064_DS OCEANSIDE UNIFIED 2000B	34,260,028.33	34,260,028.33		
53322 064_DS OCEANSIDE UNIF D S 2000C	35,540,698.28	35,540,698.28		
53323 064_DS OCEANSIDE UNIFIED 2000 D	45,270,230.00	45,270,230.00		
53324 064_DS OCEANSIDE UNIFIED 2000 E	(609,378.87)	(609,378.87)		
53326 061_DS POWAY UNIF SCH FAC 2002 AND	108,186,500.00	108,186,500.00		
53327 061_DS POWAY UNIFIED 2002B	1,935.76		1,935.76	1,929.18
53328 061_DS POWAY UNIF SCH DIST 2002C	1,200.00		1,200.00	1,200.00
53329 061_DS POWAY UNIF 2007-1 SERIES A	9,505,408.14		9,505,408.14	9,493,218.80
53331 050_DS SAN DIEGO UNIFIED 2012 REF	2,893.55		2,893.55	2,883.71
53332 050_DS SAN DIEGO UNIFIED PROP S 20	5,202,454.45		5,202,454.45	5,196,898.88
53333 050_DS SAN DIEGO UNIFIED PROP S 20	17,236.38		17,236.38	17,177.75
53334 050_DS SAN DIEGO UNIFIED 2006B	2,809,311.78		2,809,311.78	2,799,754.88
53335 050_DS SD UNIF 1999A	282,393,469.80	282,210,000.00	183,469.80	182,837.65
53336 050_DS SN DIEGO UNIFIED DS 2000B	272,327,760.58	272,327,760.58		
53337 050_DS SD UNIFIED DS 2001C	342,667,866.44	322,823,938.26	19,843,928.18	19,796,103.88
53338 050_DS SD UNIFIED DS 2002D	480,895,242.09	460,567,861.39	20,387,380.70	20,352,333.47
53339 050_DS SD UNIFIED DS 2003E	664,954,813.51	643,640,604.30	21,314,209.21	21,282,778.04
53341 050_DS SAN DIEGO UNIFIED 1998F	392,600,732.55	392,600,732.55		
53342 050_DS SAN DIEGO UNIFIED 1998G	(2,858,344.81)	(2,858,344.81)		
53343 050_DS SAN DIEGO UNIFIED CP REFUND	0.22		0.22	0.22
53346 050_DS SAN DIEGO UNIF 2006 F1 REF	674,876.87		674,876.87	672,499.33
53347 050_DS SAN DIEGO UNIF 2006 G1 REF	917,495.42		917,495.42	913,809.04
53355 065_DS SAN MARCOS UNIF 1996A	34,424,310.97	34,424,310.00	0.97	0.97
53359 050_DS SAN DIEGO UNIF PROP S 2008A	55,968.03		55,968.03	55,777.66
53361 065_DS SAN MARCOS UNIF IMPR 1 2004	33,000,530.38	33,000,409.45	120.93	117.60
53362 065_DS SAN MARCO UNIFIED 2010A	3,872,579.83		3,872,579.83	3,867,182.46
53363 065_DS SAN MARCOS UNIFIED 2010B	971,662.67		971,662.67	970,365.70
53364 050_DS SAN DIEGO UNIFIED 2012 REF	19,703.85		19,703.85	19,636.83
53365 067_DS VALLEY CTR PAUMA DS 1993A	10,415,642.05	10,415,642.05		
53367 050_DS SAN DIEGO UNIF PROP S - THE	20,906,531.42		20,906,531.42	19,664,074.21
53368 050_DS SAN DIEGO UNIF PROP Z RESER	15.36		15.36	15.32

PERIODIC FINANCIAL STATEMENT - SCHEDULE OF BALANCE SHEET AND CASH TOTALS BY FUND - GL040

Date:12-MAR-2025 10:59:53

COSD

Current Period: FEB-25

Currency USD  
No specific FUND requested

FUND	ASSETS	LIABILITIES	FUND BALANCE	CASH
53369 065_DS SAN MARCOS UNIFIED 2010C	230,634.47		230,634.47	229,851.02
53371 051_DS VISTA UNIF DS 2002A	166,369,436.11	168,353,715.74	15,720.37	15,666.90
53372 051_DS VISTA UNIFIED DS 2003B	44,163,945.60	44,156,373.24	7,572.36	7,546.60
53373 051_DS VISTA UNIFIED REF 2004 2005	54,502,143.75	54,502,143.75		
53375 051_DS VISTA UNIFIED 2012 REF	29,891.08		29,891.08	27,328.43
53376 051_DS VISTA UNIFIED 2015 REF	1,887,418.11		1,887,418.11	1,884,178.07
53377 064_DS OCEANSIDE USD PROP G RESERV	1,568.58		1,568.58	1,561.23
53378 064_DS OCEANSIDE USD PROP H RESERV	30,357.65		30,357.65	30,254.39
53379 064_DS OCEANSIDE USD 2008D	945,744.98		945,744.98	943,636.96
53380 064_DS OCEANSIDE UNIFIED 2008C	3,016.29		3,016.29	3,006.03
53381 064_DS OCEANSIDE UNIFIED USD 2012	354.54		354.54	344.75
53382 064_DS OCEANSIDE UNIF 2014 REF BON	883,526.64		883,526.64	880,501.85
53383 064_DS OCEANSIDE UNIF 2015 REF	637,945.77		637,945.77	635,422.73
53384 065_DS SAN MARCOS USD PROP K RESER	2,332,397.57		2,332,397.57	2,324,467.60
53385 189_DS BONSALL UNIFIED 2006	39,341.25		39,341.25	39,207.43
53386 189_DS BONSALL UNIFIED 2007B	271,145.30		271,145.30	270,760.20
53387 189_DS BONSALL UNIFIED 2007C	13,290.71		13,290.71	13,245.50
53388 189_DS BONSALL UNIFIED 2015 REF	585,783.71		585,783.71	584,869.16
53389 065_DS SAN MARCOS USD 2017 REF	1,760,389.83		1,760,389.83	1,754,415.79
53390 065_DS SAN MARCOS USD 2010D	24.06		24.06	23.40
53391 050_DS SAN DIEGO UNIFIED 2008E 201	3,753,336.21		3,753,336.21	3,748,516.20
53392 050_DS SAN DIEGO UNIF 2012 ELEC 20	55,882.51		55,882.51	55,692.43
53394 050_DS SAN DIEGO UNIF 2012 ELEC 20	637.44		637.44	401.34
53397 050_DS SAN DIEGO UNIF 2014 R-3	3,555,509.90		3,555,509.90	3,543,274.38
53398 050_DS SAN DIEGO UNIF 2015 R-4	19,691,544.61		19,691,544.01	19,527,280.73
53399 050_DS SAN DIEGO UNIF 2015 H-1 H-2	2,904,977.07		2,904,977.07	2,895,016.81
53402 050_DS SAN DIEGO UNIF 2012 ELEC 20	2,085,665.13		2,085,665.13	2,078,039.07
53403 050_DS SAN DIEGO UNIF 2012 ELEC 20	626,414.56		626,414.56	623,505.11
53404 050_DS SAN DIEGO UNIF 2008 ELEC 20	19,715.71		19,715.71	19,648.65
53405 050_DS SAN DIEGO USD 2018 REF SR-1	1,613,665.15		1,613,665.15	1,607,025.13
53406 050_DS SAN DIEGO USD 2018 REF R-5	2,961,705.71		2,961,705.71	2,953,455.49
53408 050_DS SAN DIEGO USD 2008 ELEC 201	8,092,522.65		8,092,522.65	8,080,130.54
53409 050_DS SDUSD 2012 2017 H-1 H-2 PRO	4.22		4.22	4.21
53410 050_DS SDUSD 2012 2017I PROP Z	3,508,938.85		3,508,938.85	2,386,708.89
53411 050_DS SDUSD 2012 2017J PROP Z	2,210,185.07		2,210,185.07	2,207,169.10
53413 050_DS SDUSD 2008 2017 K-2 PROP S	13,818.00		13,818.00	13,771.00
53414 050_DS SDUSD 2009 2008B QSCB SET-A	176.01		176.01	175.52
53415 050_DS SDUSD 2010 2008D1D2 QSCB SE	7,136,394.17		7,136,394.17	7,112,121.38
53416 050_DS SDUSD 2019 2018A MEASY	17.22		17.22	17.17
53417 050_DS SDUSD 2019 2018B MEASY	298,450.86	80,915.09	217,535.77	297,582.06
53418 050_DS SDUSD 2012 2019K PROP Z	5.99		5.99	5.97
53419 050_DS SDUSD 2012 2019L PROP Z	967,735.00	174,367.07	793,367.93	964,490.96
53420 050_DS SDUSD 2019 2018C MEASY	656,225.87		656,225.87	653,201.46
53421 065_DS SAN MARCOS USD 2020 REF	2,101,285.98		2,101,285.98	2,096,659.25

PERIODIC FINANCIAL STATEMENT - SCHEDULE OF BALANCE SHEET AND CASH TOTALS BY FUND - GL040

Date: 12-MAR-2025 10:59:53

COSD  
Current Period: FEB-25

Currency: USD  
No specific FUND requested

FUND	ASSETS	LIABILITIES	FUND BALANCE	CASH
53422 050_DS SDUSD MEASYY TAX RT RESERVE	20,632,880.95		20,632,880.95	19,995,807.63
53423 050_DS SAN DIEGO USD 2021N	3,024,148.43		3,024,148.43	3,007,079.09
53424 050_DS SAN DIEGO USD 2021E	4,997,855.11		4,997,855.11	4,972,247.16
53425 189_DS BONSALL UNIFIED 2018 REF	132,867.43		132,867.43	132,867.04
53426 050_DS SDUSD MEAS YY 2020 D	2,185,547.76	486,279.73	1,699,268.03	2,174,504.83
53427 050_DS SDUSD PROP S 2021 L	711,838.89		711,838.89	709,600.01
53428 050_DS SDUSD PROP Z 2020 M	1,284,142.70	237,855.44	1,046,287.26	1,277,700.11
53429 050_DS SAN DIEGO USD 2021 ZR-1	2,124,113.21		2,124,113.21	2,115,727.84
53430 048_DS MT EMP 2018 2019 MEASJJ	73,309.57		73,309.57	73,076.76
53431 048_DS MT EMPIRE USD 2021B	145,955.67		145,955.67	145,410.85
53432 050_DS SAN DIEGO USD 2022F	10,232,190.11		10,232,190.11	10,179,175.52
53433 050_DS SAN DIEGO USD 2022M	2,063,041.83		2,063,041.83	2,051,622.27
53434 050_DS SAN DIEGO USD 2022O	6,990,467.37		6,990,467.37	6,548,500.62
53435 051_DS VISTA USD 2019A MEASLL	216,016.97		216,016.97	214,959.63
53436 051_DS VISTA UNIFIED 2021 REF	7,670,111.12		7,670,111.12	7,658,905.59
53437 051_DS VISTA USD 2022B	1,147,145.40		1,147,145.40	1,142,002.44
53438 048_DS MT EMPIRE USD 2022C	125,335.50		125,335.50	124,984.92
53440 063_DS CARLSBAD 2019A MEAS HH	619,116.96		619,116.96	616,993.71
53441 063_DS CARLSBAD USD 2021B	727,076.27		727,076.27	723,301.30
53442 063_DS CARLSBAD UNIFIED 2025C	3,956,666.25		3,956,666.25	3,956,666.25
53445 064_DS OCEANSIDE 2008E PROP H	160,246.02		160,246.02	159,542.60
53446 064_DS OCEANSIDE PROP H 2008 F	1,144,643.11		1,144,643.11	1,142,867.99
53447 064_DS OCEANSIDE 2020REF PROP G	498,045.19		498,045.19	497,538.55
53448 064_DS OCEANSIDE 2020REF PROP H	2,231.15		2,231.15	2,223.56
53449 064_DS OCEANSIDE USD 2020A	363,665.16		363,665.16	362,142.87
53450 062_DS BORREGO 2018A MEAS GG	166,552.33		166,552.33	166,089.43
53451 064_DS OCEANSIDE USD 2021 REF	835,741.95		835,741.95	834,680.29
53452 064_DS OCEANSIDE USD 2022 REF	52,634.27		52,634.27	52,402.19
53453 064_DS OCEANSIDE USD 2008G	90,883.47		90,883.47	90,493.27
53454 064_DS OCEANSIDE USD 2020B	2,390,160.62		2,390,160.62	2,388,328.19
53455 009_DS CHULA VISTA ESD 2021 REF	1,076,634.90		1,076,634.90	1,074,886.08
53456 009_DS CHULA VISTA ESD 2018A	1,610,888.05		1,610,888.05	1,605,732.71
53457 009_DS CHULA VISTA ESD 2020B	8,005,533.35		8,005,533.35	7,984,687.04
53458 047_DS CORONADO USD 2022 REF	1,177,570.67		1,177,570.67	1,175,696.50
53459 009_DS CHULA VISTA ESD 2023 REF	911,491.19		911,491.19	909,655.55
53500 050_DS SDUSD 2023 ZR-2	3,071,588.95		3,071,588.95	3,067,331.72
53501 050_DS SDUSD 2023 ZR-3	965,530.80		965,530.80	963,718.99
53502 050_DS SDUSD 2023 ZR-4A	192,844.36		192,844.36	191,978.83
53503 050_DS SDUSD 2023 ZR-4B	1,079,275.19		1,079,275.19	1,074,483.46
53504 050_DS SDUSD MEAS U 2023A	5,854,199.20		5,854,199.20	5,841,411.93
53505 050_DS SDUSD MEAS YY 2023G	32,448,116.37		32,448,116.37	32,419,663.31
53506 050_DS SDUSD PROP S 2023N	1,547,522.22		1,547,522.22	1,539,255.83
53507 050_DS SDUSD 2023 SR-3A	518,165.62	767,540.20	(249,374.58)	516,799.31
53508 050_DS SDUSD 2023 R-6	487,685.99		487,685.99	487,106.96

PERIODIC FINANCIAL STATEMENT - SCHEDULE OF BALANCE SHEET AND CASH TOTALS BY FUND - GL040

Date:12-MAR-2025 10:59:53

COSD

Current Period: FEB-25

Currency: USD  
No specific FUND requested

FUND	ASSETS	LIABILITIES	FUND BALANCE	CASH
53509 050_DS SDUSD 2024 REF SR-4A	531,852.74	404,831.47	127,221.27	530,653.47
53510 050_DS SDUSD 2024 REF ZR-5A	1,593,073.80	1,104,110.34	488,963.46	1,589,860.49
53511 050_DS SDUSD 2024 REF R-7A	270,864.72	124,238.05	146,626.67	270,499.97
53512 050_DS SDUSD 2025 REF SR-4C	88,688.71		88,688.71	88,632.78
53513 050_DS SDUSD 2025 REF ZR-5C	312,852.01		312,852.01	312,665.56
53514 050_DS SDUSD MEAS U TAX RATE RES	3,208,199.95		3,208,199.95	3,197,256.68
53515 050_DS SDUSD PROP S 2024O	28,037,588.44		28,037,588.44	28,008,657.84
53516 050_DS SDUSD MEAS YY 2024H	37,985,443.80		37,985,443.80	37,850,062.11
53517 050_DS SDUSD MEAS U 2024B	39,884,360.88		39,884,360.88	39,814,156.00
53600 064_DS OCEANSIDE USD 2023 REF	141,836.55		141,836.55	141,606.57
53601 064_DS OCEANSIDE USD 2024A REF	1,817,741.47		1,817,741.47	1,816,215.51
53602 064_DS OCEANSIDE USD 2024B REF	309,867.78		309,867.78	309,355.44
53970 189_01 BONSALL UNIFIED GENERAL	9,808,956.45		9,808,956.45	9,784,223.40
53971 189_02 BONSALL UNIF SP RES CAP PRO	241,040.48		241,040.48	239,971.16
53972 189_04 BONSALL UNIFIED CAFETERIA	899,788.51		899,788.51	896,408.58
53980 189_17 BONSALL UNIFIED OPEB	5,608.83		5,608.83	5,589.75
53981 189_19 BONSALL UNIFIED CAP FAC / S	5,241,873.83		5,241,873.83	5,224,919.45
53983 189_22 BONSALL UNIFIED ENTERPRISE	36,711.11		36,711.11	36,506.25
53988 189_39_CHTR BONSALL UNIF VIVIAN BA	72,315.78		72,315.78	71,864.57
53991 189_46 BONSALL USD CNTY SCH FAC	4,479,770.99		4,479,770.99	4,464,533.41
53992 189_20 BONSALL USD FOUNDATION PRIV	690.41		690.41	688.33
53993 201_62_CHTR BONSALL UNIF PATHWAYS	1,494.97		1,494.97	1,489.88
53994 189_58 BONSALL USD CAP PROJ CFD	670,323.34		670,323.34	668,041.76
54000 062_01 BORREGO SPRINGS UNIF GEN	8,732,475.12		8,732,475.12	8,702,178.70
54003 062_02 BORREGO SPR SP RES CAP OUT	26,312.53		26,312.53	26,222.96
54006 062_04 BORREGO SPRNG UNF CAFETER	380,637.02		380,637.02	379,287.62
54009 062_06 BORREGO SPR UNF CHILD DEV	191,129.50		191,129.50	190,470.84
54018 062_18 BORREGO SPRG CAP FAC ACCT	199,318.15		199,318.15	198,704.57
54019 062_31 BORREGO SP BLDG PROP GG	21,395.58		21,395.58	21,334.65
54020 062_32 BORREGO SPRINGS FNDTN S R	29.44		29.44	29.34
54022 062_57 BORREGO SPRINGS FNDTN PERM	346,738.12		346,738.12	345,558.70
54023 062_22 BORREGO SPR OTH ENTERPRISE	0.68		0.68	0.66
54030 062_42 BORREGO SPR SP RES OTHER	702,926.92		702,926.92	700,535.75
54031 206_62_CHTR BORREGO SPR WORKFORCE	3,893,356.11		3,893,356.11	3,889,308.55
54038 047_01 CORONADO UNIFIED GENERAL	15,897,768.54		15,897,768.54	15,878,000.68
54039 047_02 CORONADO SP RES CAP OUT	5,289,379.00		5,289,379.00	5,272,889.41
54042 047_04 CORONADO UNIFIED CAFETERIA	1,377,831.23		1,377,831.23	1,374,181.28
54045 047_08 CORONADO CHILD DEVELOP	899,259.28		899,259.28	896,925.48
54051 047_12 CORONADO UNIF DEF MAINT	247,809.66		247,809.66	246,878.13
54054 047_18 CORONADO UNF CAP FAC ACCT	364,259.15		364,259.15	363,621.81
54058 047_58 CORONADO CAP PROJ BCU	865,902.24		865,902.24	863,321.40
54059 047_57 CORONADO FOUNDATION PERM FU	601,990.44		601,990.44	599,864.36
54061 047_22 CORONADO UNIF OTHER ENT	10,595.31		10,595.31	10,575.35
54062 047_32 CORONADO UNF FOUNDATION SP	389,106.39		389,106.39	387,666.42



PERIODIC FINANCIAL STATEMENT - SCHEDULE OF BALANCE SHEET AND CASH TOTALS BY FUND - GL040

Date:12-MAR-2025 10:59:53

COSD

Current Period: FEB-25

Currency: USD  
No specific FUND requested

FUND	ASSETS	LIABILITIES	FUND BALANCE	CASH
54063 047_40 CORONADO UNIF ADULT ED	132,902.34		132,902.34	132,540.21
54064 047_42 CORONADO SPEC RES OTH C O	1,422,684.48		1,422,684.48	1,417,645.32
54069 063_01 CARLSBAD UNIFIED GENERAL	27,520,802.65		27,520,802.65	27,451,925.98
54075 063_04 CARLSBAD UNIF CAFETERIA	5,537,584.46		5,537,584.46	5,519,135.94
54079 063_06 CARLSBAD CHIL D DEVELOPMENT	280,044.46		280,044.46	279,078.60
54080 063_08 CARLSBAD UNF ASB SP REV	299,120.73		299,120.73	298,103.30
54084 063_10 CARLSBAD BUILDING	93,497,558.93		93,497,558.93	93,450,803.08
54090 063_16 CARLSBAD UNF HLTH SLF INS	2,310,721.29		2,310,721.29	2,302,989.85
54096 063_19 CARLSBAD CAP FAC AB2068	7,755,315.92		7,755,315.92	7,731,201.39
54114 063_46 CARLSBAD UNIF SCH FAC FD	8,426.46		8,426.46	8,397.66
54116 063_59 CARLSBAD CAP PROJ BLEND COM	906.86		906.86	903.77
54119 063_97 CARLSBAD UNIFIED CFD #5	6,138,555.41		6,138,555.41	6,119,718.67
54120 048_01 MT EMPIRE UNIFIED GEN	5,227,812.00		5,227,812.00	5,220,198.44
54126 048_04 MT EMPIRE CAFETERIA FD	435,495.13		435,495.13	434,457.81
54129 048_06 MT EMPIRE CHILD DEVELOPMT	116,623.07		116,623.07	116,431.90
54132 048_10 MT EMPIRE BUILDING	278.36		278.36	175.26
54139 218_62_CHTR MT EMP ELITE ACADEMIC	1,596,422.91		1,596,422.91	1,594,084.50
54140 214_62_CHTR MT EMPIRE SD VIRTUAL	4,717,897.05		4,717,897.05	4,702,617.60
54141 048_19 MT EMPIRE CAP FAC AB2088	944,544.96		944,544.96	941,064.02
54142 234_62_CHTR MEUSD JCS-PINE VLY	502,646.93		502,646.93	501,716.12
54149 245_62_CHTR MOTIVATED YOUTH ACADEMY	642,531.01		642,531.01	641,254.80
54154 185_95 MT EMPIRE ENT CHRT FOR ACAD	2,465,081.22		2,465,081.22	2,457,427.17
54156 048_40 MT EMPIRE UNIF ADULT ED	39,779.84		39,779.84	39,722.75
54159 048_42 MT EMPIRE SPEC RES OTHER	33,945.54		33,945.54	33,830.07
54163 048_48 MT EMPIRE CO SCH FACILITY	10.63		10.63	10.59
54164 048_80 MTN EMPIRE SPEC RES FD FOR	193,064.57		193,064.57	192,407.68
54165 064_01 OCEANSIDE UNIFIED GENERAL	111,705,350.86		111,705,350.86	111,365,210.03
54168 064_02 OCEANSIDE SP RES-CAP OUT	10,181,989.08		10,181,989.08	10,139,726.53
54171 064_04 OCEANSIDE CAFETERIA	11,493,027.89		11,493,027.89	11,452,958.79
54174 064_06 OCEANSIDE UNIFIED	1,357,787.32		1,357,787.32	1,352,591.38
54177 064_10 OCEANSIDE UNIFIED BLDG FD	29,972,800.00		29,972,800.00	29,842,833.04
54183 064_16 OCDE UNF HEALTH SELF INS	6,689,969.42		6,689,969.42	6,687,169.60
54186 064_19 OCEANSIDE CAP FAC AB2088	26,964,004.66		26,964,004.66	26,877,596.95
54188 064_31 OCEANSIDE BLDG PROP 39	69,346,944.50		69,346,944.50	69,090,712.28
54198 064_46 OCEANSIDE UNIF ST SCH FAC	7,168,113.35		7,168,113.35	7,158,711.75
54207 061_01 POWAY UNIFIED GENERAL	110,412,999.02		110,412,999.02	110,138,835.48
54210 061_02 POWAY SP RES CAP OUT	10,773,444.83		10,773,444.83	10,735,062.83
54213 061_04 POWAY UNIF CAFETERIA FD	18,285,887.41		18,285,887.41	18,233,772.41
54219 061_07 POWAY CHIL D DEV PRESCHOOL	1,173,982.84		1,173,982.84	1,169,901.65
54221 061_08 POWAY UNIF ASB SP REV FD	115,538.83		115,538.83	115,273.75
54225 061_12 POWAY UNIFIED DEF MAINT	8,590,715.36		8,590,715.36	8,586,249.15
54228 061_15 POWAY SELF INS	6,580,316.39		6,580,316.39	6,557,465.01
54231 061_16 POWAY HEALTH SELF INS	2,117,127.36		2,117,127.36	2,110,247.93
54232 061_17 POWAY UNIFIED OPEB	1,687,226.23		1,687,226.23	1,679,445.18

PERIODIC FINANCIAL STATEMENT - SCHEDULE OF BALANCE SHEET AND CASH TOTALS BY FUND - GL040

Date:12-MAR-2025 10:58:53

COSD

Current Period FEB-25

Currency: USD  
No specific FUND requested

FUND	ASSETS	LIABILITIES	FUND BALANCE	CASH
54237 061_19 POWAY CAP FAC AB2066	16,285,974.64		16,285,974.64	16,233,125.88
54238 061_20 POWAY UNIF PRIVATE PURPOSE	367,531.08		367,531.08	366,281.12
54240 061_22 POWAY UNIF ENTERPRISE	14,466,035.10		14,466,035.10	14,418,332.41
54243 061_30 POWAY DEDUCTIBLE INS LOSS	162,576.23		162,576.23	161,780.37
54248 061_40 POWAY UNIF ADULT EDUCATON	735,781.27		735,781.27	734,235.57
54252 061_42 POWAY SPECIAL RES OTHR	2,225,393.42		2,225,393.42	2,225,393.42
54264 049_01 RAMONA UNIFIED GENERAL	24,531,635.88		24,531,635.88	24,464,852.17
54267 049_02 RAMONA SP RES CAP OUT	256,378.12		256,378.12	255,506.49
54270 049_04 RAMONA UNIF CAFETERIA	2,996,746.10		2,996,746.10	2,986,613.71
54276 049_16 RAMONA HEALTH SELF INS	175,643.34		175,643.34	175,045.91
54282 049_19 RAMONA CAP FAC AB2068	923,066.65		923,066.65	920,189.07
54285 049_40 RAMONA UNIF ADULT ED	40,580.73		40,580.73	40,461.53
54288 049_42 RAMONA SPEC RES OTHER	1,790,979.65		1,790,979.65	1,784,887.78
54297 050_01 SAN DIEGO UNIFIED GENERAL	474,363,628.25		474,363,628.25	473,380,753.11
54303 050_03 SAN DIEGO UNIF REVOLVING	2,677,353.24		2,677,353.24	2,677,353.24
54306 050_04 SAN DIEGO UNIF CAFETERIA	70,814,340.13		70,814,340.13	70,576,351.10
54309 050_06 SAN DIEGO UNIF CHLD CNTR	6,212.15		6,212.15	6,190.94
54311 050_09 SDUSD PROP S BLDG FD 2012	283,250,262.79		283,250,262.79	282,379,625.70
54314 050_13 SDUSD PROP Z BLDG FD	111,815,699.48		111,815,699.48	111,349,146.37
54316 050_07 SDUSD MEASURE YY BLDG	812,926,496.23		812,926,496.23	809,661,487.19
54317 050_21 SDUSD MEASURE U BLDG	548,601,403.13		548,601,403.13	546,592,507.71
54318 050_15 SELF INSD WORKMENS COMP	171,063,397.25		171,063,397.25	170,501,303.23
54320 050_14 SDUSD HLTH WLFR SELF INS DE	1,825,979.57		1,825,979.57	1,820,015.32
54322 050_17 SDUSD SELF INSURED VISION C	1,390,014.84		1,390,014.84	1,385,530.67
54345 050_32 SD UNIF LIABILITY INSUR	4,040,738.09		4,040,738.09	4,028,133.00
54348 050_33 SD UNIF PROPERTY INSUR	367,490.72		367,490.72	366,233.60
54351 050_34 SD UNIF PROPERTY MGT	18,677,298.02		18,677,298.02	18,616,361.09
54354 050_40 SAN DIEGO UNIF ADULT ED	1,970,089.82		1,970,089.82	1,965,380.92
54358 050_44 SAN DIEGO UNIF TRANS REPAYM	1,728,042.41		1,728,042.41	1,563,079.75
54360 050_48 SD UNIF SCH FACILITIES FD	42,831,485.91		42,831,485.91	42,685,872.97
54381 050_41 SDUSD PROP S SCH FAC FD	38,160.71		38,160.71	38,030.91
54382 050_51 SDUSD PROP Z SCH FAC FD	727,089.65		727,089.65	724,616.18
54363 050_52 SD UNIF CAP FAC AB1600	41,895,144.12		41,895,144.12	41,780,540.23
54364 050_53 SDUSD MEAS YY SCH FAC	64,568,180.62		64,568,180.62	64,415,890.90
54366 050_60 SD UNIF RET MED BENEFIT MGT	2,475,512.06		2,475,512.06	2,466,966.75
54368 050_56 SD UNIF RET MED BENFT CONF	8,592.29		8,592.29	8,563.06
54372 050_62 SD UNIF RET MED BENFT CSEA	487,461.70		487,461.70	485,779.65
54375 050_63 SD UNIF RET MED BENFT TECH	1,553,766.34		1,553,766.34	1,548,373.62
54377 050_76 SD UNIF RT MD BNFT NONREPMG	36,396.17		36,396.17	36,258.51
54378 050_64 SD UNIF RT MD BNFT PCE OFF	14,796.54		14,796.54	14,743.22
54381 050_65 SD UNIF RT MD BNFT PARAPRO	1,234,768.37		1,234,768.37	1,230,544.43
54387 050_67 SD REDEV AGY CAPITAL FAC	54,607,278.20		54,607,278.20	54,390,734.62
54393 050_70 SD UNIF ST INSTRUCT MATRL	1,401,878.99		1,401,878.99	1,401,878.99
54396 050_72 SD UNIF BALBOA STADIUM	660,508.85		660,508.85	658,252.65

PERIODIC FINANCIAL STATEMENT - SCHEDULE OF BALANCE SHEET AND CASH TOTALS BY FUND - GL040

Date: 12-MAR-2025 10:59:53

COSD

Current Period: FEB-25

Currency: USD  
No specific FUND requested

FUND	ASSETS	LIABILITIES	FUND BALANCE	CASH
54399 050_74 STATE PRESCHOOL	11,218,605.07		11,218,605.07	11,165,542.96
54408 065_01 SAN MARCOS UNIFIED GEN	88,573,160.51		88,573,160.51	88,232,868.09
54409 065_02 SAN MARCOS SPRES CAP PROJ	355,483.67		355,483.67	354,274.52
54411 065_04 SAN MARCOS UNIF CAFETERIA	19,788,854.17		19,788,854.17	19,729,251.45
54415 065_07 SAN MARCOS CAP PROJ CFD7	9.35		9.35	8.07
54416 065_08 SAN MARCOS CAP PROJ CFD8	26.68		26.68	23.85
54418 065_09 SAN MARCOS CAP PROJ CFD9	4.79		4.79	4.21
54419 065_64 SAN MARCOS CAP PROJ CFD10	6,554.83		6,554.83	6,383.14
54421 065_65 SAN MARCOS CAP PROJ CFD11	1.53		1.53	1.25
54422 065_66 SAN MARCOS CAP PROJ CFD12	48.61		48.61	41.99
54425 065_69 SAN MARCOS CAP PROJ CFD14	17,706.87		17,706.87	17,645.38
54429 065_19 SAN MARCOS CAP FAC AB2068	10,035,456.63		10,035,456.63	9,999,093.04
54430 065_22 SAN MARCOS USD OTH ENTERPRI	1,817,235.13		1,817,235.13	1,810,898.11
54431 065_32 SAN MARCOS FOUNDATION SPECI	0.03		0.03	0.02
54433 065_57 SAN MARCOS FOUNDATION PERMA	43,613.16		43,613.16	43,464.81
54434 226_62 CHTR SMUSD PIVOT SD II	1,699,820.53		1,699,820.53	1,695,370.54
54435 065_30 SAN MARCOS DEDCT INS LOSS	1,283,350.51		1,283,350.51	1,279,172.56
54436 065_70 SAN MARCOS CAP PROJ CFD15	829.27		829.27	530.20
54437 065_71 SAN MARCOS CAP PROJ CFD16	1,080.36		1,080.36	721.45
54438 065_38 SAN MARCOS UNIF CAP REDV	76,186,498.95		76,186,498.95	75,952,341.33
54439 065_72 SAN MARCOS CAP PROJ CFD17	14,849.88		14,849.88	14,856.97
54440 065_74 SAN MARCOS CAP PROJ CFD18	1,458.56		1,458.56	1,437.04
54441 065_40 SAN MARCOS UNIF ADULT ED	53,988.03		53,988.03	53,743.60
54448 065_75 SAN MARCOS CAP PROJ CFD19	7,134.51		7,134.51	7,070.28
54449 065_78 SAN MARCOS CAP PROJ CFD20	49,254.00		49,254.00	49,254.00
54450 065_48 SAN MARCOS UNIF ST CAPFAC	12,032,037.78		12,032,037.78	11,984,078.39
54453 067_01 VALLEY CENTER PAUMA UNIF	44,258,891.68		44,258,891.68	44,107,683.19
54459 067_04 VALLEY CENTER CAFETERIA	1,528,744.03		1,528,744.03	1,524,095.07
54468 067_19 VALLEY CENTER CAP FAC	7,493,372.58		7,493,372.58	7,468,583.48
54469 067_22 VALLEY CENTER-PAUMA ENTERPR	134,111.62		134,111.62	133,658.77
54483 051_01 VISTA UNIFIED GENERAL	106,673,588.04		106,673,588.04	106,390,359.54
54486 051_02 VISTA SP RES CAP OUT	16,954,864.84		16,954,864.84	16,928,731.27
54489 051_04 VISTA UNIF CAFETERIA	8,812,796.54		8,812,796.54	8,786,894.68
54492 051_06 VISTA UNIF CHILD DEVELOPMNT	1.32		1.32	0.73
54494 051_10 VISTA UNIFIED BUILDING	0.64		0.64	0.35
54496 051_16 VISTA UNI SELF INSURANCE	1,153,190.15		1,153,190.15	1,147,580.40
54498 051_18 VISTA CAP FAC ACCT	15,282,819.72		15,282,819.72	15,235,737.43
54499 051_22 VISTA UNIF ENTERPRISE	4,904,280.87		4,904,280.87	4,890,114.65
54505 051_31 VISTA UNIF BLDG PROP 39	69,056,186.27		69,056,186.27	68,769,659.50
54510 051_40 VISTA UNIF ADULT EDUCATON	3,860,414.50		3,860,414.50	3,846,427.41
54516 051_46 VISTA UNIFIED ST SCH FAC	7,408.89		7,408.89	4,086.17
54517 051_46 VISTA UNIFIED CHARTER SCHOO	1,228,814.27		1,228,814.27	1,224,922.34
54518 184_62 CHTR VISTA UN BELLA MENTE M	7,694,231.48		7,694,231.48	7,668,858.28
54519 066_01 WARNER UNIFIED GENERAL	3,943,117.88		3,943,117.88	3,929,561.60

PERIODIC FINANCIAL STATEMENT - SCHEDULE OF BALANCE SHEET AND CASH TOTALS BY FUND - GL040

Date:12-MAR-2025 10:59:53

COSD

Current Period: FEB-25

Currency: USD  
No specific FUND requested

FUND	ASSETS	LIABILITIES	FUND BALANCE	CASH
54525 066_04 WARNER UNIFIED CAFETERIA	30,461.43		30,461.43	30,428.43
54528 066_06 WARNER CHILD DEVELOPMENT	183,865.94		183,865.94	183,089.43
54540 066_18 WARNER UNF CAP FACILITIES	27,354.55		27,354.55	27,271.64
54546 066_42 WARNER UNF SPEC RES OTHER	174,319.61		174,319.61	173,726.67
54550 203_62 CHTR WARNER CA PACIFIC CHAR	1,247,821.96		1,247,821.96	1,244,607.42
54551 238_62 CHTR WARNER SD MISSION	947,788.70		947,788.70	946,939.87
54552 240_62 CHTR WARNER SAGE OAK SO	17,616,972.46		17,616,972.46	17,562,171.21
54553 241_62 CHTR WARNER EXCEL ACAD	3,607,985.32		3,607,985.32	3,601,762.62
54554 242_62 CHTR WARNER PTHWYS ADLT	1,056,194.32		1,056,194.32	1,055,731.52
54724 099_01 CO SCHOOL SERV FUND UNRES	123,629,674.44		123,629,674.44	122,830,538.18
54727 099_02 DEFERRED MAINTENANCE	8,167,781.97		8,167,781.97	8,139,437.88
54730 099_03 JPA PROPERTY AND LIABILITY	62,339,660.91		62,339,660.91	62,113,543.52
54733 099_04 CAPITAL OUTLAY FUND	19,954,782.44		19,954,782.44	19,954,782.44
54736 099_06 SPECIAL RESERVE FUND	56,147,597.35		56,147,597.35	55,943,094.88
54741 099_10 SPECIAL EDUCATION PASS THRO	20,594,310.73		20,594,310.73	20,594,310.73
54742 099_12 TRAINABL MENTLLY RTRD MNR	9,437,763.64		9,437,763.64	9,437,763.64
54745 099_13 PHYSICALLY HNDICP MINORS	14,006,718.41		14,006,718.41	14,006,718.41
54748 099_14 EDUCABLE MENTLLY RTRD MNR	869,773.84		869,773.84	869,773.84
54751 099_15 CHILDRENS INST TUITION	16,864,094.38		16,864,094.38	16,864,094.38
54754 099_16 REGIONAL OCCUPATIONAL CTR	50,629,427.03		50,629,427.03	50,629,427.03
54757 099_17 TRANBL MENTLLY RTRD MNR HS	9,134,748.55		9,134,748.55	9,134,748.55
54758 099_17 SELF-INS OTH POSTEMP BENFT	36,987,098.54		36,987,098.54	36,859,897.19
54760 099_18 PHYS HNDICP MINORS HS	12,996,521.61		12,996,521.61	12,996,521.61
54763 099_19 CHULA VISTA PROJECT	242,474.65		242,474.65	242,474.65
54766 099_20 VISTA UNIFIED PROJECT	859,369.68		859,369.68	857,265.51
54769 099_21 OCEANSIDE UNIFIED PROJECT	250,945.51		250,945.51	250,330.79
54772 099_22 CHULA VISTA PROJECT 2	336,634.29		336,634.29	335,808.33
54775 099_23 AUTISTIC PUPLS MINOR ELEM	420,920.26		420,920.26	420,920.26
54778 099_24 CARLSBAD PROJECT	576,535.87		576,535.87	575,124.01
54779 099_26 CHILD DEVELOPMENT FUND CSS	3,161,203.06		3,161,203.06	3,151,810.61
54781 099_28 AUTISTIC PUPLS MINOR HIGH	404,093.81		404,093.81	404,093.81
54784 099_31 WORKERS COMP SELF INS FD	88,707,040.83		88,707,040.83	88,405,718.27
54790 099_33 DEVLPMNT CNTR HNDICP ELEM	2,031,430.99		2,031,430.99	2,031,430.99
54793 099_34 FBC HEALTH AND WELFARE	19,168,305.32		19,168,305.32	19,103,018.38
54796 099_35 FBC VISION	4,607,425.09		4,607,425.09	4,592,374.36
54802 099_37 FBC DENTAL FUND	29,374,038.26		29,374,038.26	29,279,865.51
54805 099_38 DEVLPMNT CENTER HNDICP HI	2,022,639.26		2,022,639.26	2,022,639.26
54808 099_39 RETIRED SCH EMP HLTH BNF	46,133.39		46,133.39	45,979.38
54812 099_46 SCREC SCHOOL FACILITIES	36,781.16		36,781.16	36,656.05
54814 099_59 FBC VOLUNTARY BENEFITS FD	348,186.71		348,186.71	347,410.52
54826 099_72 SPEC RES REDEVELOPMENT	55,017,552.13		55,017,552.13	54,838,217.66
54829 099_74 MISC SELF INSD PROPY PROG	23,734.06		23,734.06	20,906.96
54836 099_80 SPEC RES POST EMPL BENEFIT	1,214,779.56		1,214,779.56	1,210,647.58
54841 099_83 FBC LIFE INSURANCE FUND	705,618.14		705,618.14	702,924.97

PERIODIC FINANCIAL STATEMENT - SCHEDULE OF BALANCE SHEET AND CASH TOTALS BY FUND - GL040

Date:12-MAR-2025 10:59:53

COSO  
Current Period: FEB-25

Currency: USD  
No specific FUND requested

FUND	ASSETS	LIABILITIES	FUND BALANCE	CASH
54847 099_89 FBC LONG TERM CARE FUND	65,144.01		65,144.01	64,983.06
54850 090_00 SCH PYRL REVOLV NET CHECK	27,885.59		27,885.59	27,885.59
54853 090_01 SCH PYRL REVOLV VENDOR	193,648.49		193,648.49	193,648.49
54856 090_31 SCHL EMP WTHLD TAX FED	24,779,754.91		24,779,754.91	24,779,754.91
54859 090_32 SCHL EMP WTHLD TAX STATE	9,519,440.37		9,519,440.37	9,519,440.37
54862 090_33 SCHL EMP SOC SEC OASDI	10,838,928.34		10,838,928.34	10,838,928.34
54865 090_34 SCH EMP MEDICARE OASDI	8,310,232.63		8,310,232.63	8,310,232.63
54868 090_01 10 12 PAY TRUST FUND	11,853,264.07		11,853,264.07	11,853,264.07
54869 090_03 DAS 11 12 PAY TRUST FUND	5,345,354.70		5,345,354.70	5,345,354.70
54870 090_00 SUPPLEMENTAL REV AUGMENTATI	161,674.18		161,674.18	161,124.26
54871 090_02 STRS DEFINED BENEFIT PLAN	21,951,825.47		21,951,825.47	21,951,825.47
54872 090_02 DAS AP ACH TRUST	1,716,936.46		1,716,936.46	1,716,936.46
54874 090_03 PUBLIC EMPLOYEES RET TRF	6,366,553.75		6,366,553.75	6,366,553.75
54877 090_04 STRS CASH BAL PLAN	28,250.38		28,250.38	28,250.38
54880 099_00 FOREST RESERVE SCHL FUND	681.09		681.09	678.76
54900 070_18 NCW CAP FAC/MITIGA-FEES	265,331.35		265,331.35	264,565.56
54902 070_76 NCW SUBORDINATE SPECIAL TAX	7,474.10		7,474.10	7,448.68
54904 070_78 NORTH CITY WEST CONSTR 1	5,108,650.60		5,108,650.60	5,102,731.01
54907 070_79 NO CITY WEST SCH FAC	451,391.60		451,391.60	449,939.83
54908 070_83 NCW DEL MAR SITE FUND	89,547.76		89,547.76	89,243.17
54909 070_84 NCW DEL MAR CONSTRUCTION	5.27		5.27	5.25
54911 070_77 NCW CFD NO 1 SPECIAL TAX	37,659.08		37,659.08	37,530.99
54914 070_NCW CFD NO 3	11,616.39		11,616.39	11,576.88
54915 070_NCW ONE PASEO	21,181.70		21,181.70	21,109.65
54955 057_01_CFD CARLSBAD UNIFIED CFD 3	6,891,518.94		6,891,518.94	6,875,789.51
54958 057_02_CFD CARLSBAD UNIFIED CFD 4	868,374.59		868,374.59	865,588.52
54961 068_01 SAN MARCOS COMM FA 3	574,333.82		574,333.82	571,733.65
54964 068_04_CFD SAN MARCOS CFD 4	7,489.48		7,489.48	6,723.48
54967 068_05_CFD SAN MARCOS CFD 5	3,034.10		3,034.10	2,721.88
54970 068_06_CFD SAN MARCOS CFD 6	16,746.89		16,746.89	15,031.28
54976 072_01_CFD DEL MAR CFD 95 1 GEN	8,462,394.13		8,462,394.13	8,455,935.42
54977 072_02_CFD DEL MAR CFD 99 1 GEN	9,056,543.18		9,056,543.18	9,027,657.02
54980 034_01_CFD SOLANA BEACH SCHOOL CFD	392,274.55		392,274.55	386,977.56
54981 034_02_CFD SOLANA BEACH CFD 00 1	1,343,369.57		1,343,369.57	1,339,439.24
54982 046_01_CFD SWEETWATER CFD 8	47,434.43		47,434.43	47,365.67
54983 034_03_CFD SOLANA BEACH CFD 04-1	7,075,705.81		7,075,705.81	7,053,975.34
54985 046_02_CFD SWEETWATER CFD 9	14,385,327.32		14,385,327.32	14,338,961.83
54988 046_03_CFD SWEETWATER CFD 6	22,852,557.15		22,852,557.15	22,778,897.96
54994 046_05_CFD SWEETWATER CFD 9B	5,073,698.18		5,073,698.18	5,056,689.27
54997 046_06_CFD SWEETWATER CFD 10	16,344,670.23		16,344,670.23	16,292,365.25
55000 046_07_CFD SWEETWATER CFD 11	14,064,962.44		14,064,962.44	14,016,663.30
55001 046_09_CFD SWEETWATER UHS CFD 12	6,801,495.91		6,801,495.91	6,779,837.22
55002 046_08_CFD SWEETWATER CFD 13	5,836,646.10		5,836,646.10	5,818,662.06
55500 001_01 ALPINE UNION ELEM GEN	7,906,152.56		7,906,152.56	7,883,706.90

PERIODIC FINANCIAL STATEMENT - SCHEDULE OF BALANCE SHEET AND CASH TOTALS BY FUND - GL040

Date:12-MAR-2025 10:59:53

COSD  
Current Period: FEB-25

Currency: USD  
No specific FUND requested

FUND	ASSETS	LIABILITIES	FUND BALANCE	CASH
55501 001_02 ALPINE USD SP RES CAP PRJ	2,876,949.63		2,876,949.63	2,867,141.91
55503 001_04 ALPINE ELEM CAFETERIA FD	978,934.86		978,934.86	975,852.74
55512 001_18 ALPINE CAP FAC ACCT	317,355.07		317,355.07	316,366.86
55551 006_01 CAJON VLY UN ELEM GEN	110,334,924.52		110,334,924.52	110,036,288.87
55554 006_02 CAJON VLY SP RES CAP OUT	8,277,092.44		8,277,092.44	8,248,851.21
55557 006_04 CAJON VALLEY CAFETERIA FD	899,267.12		899,267.12	895,148.01
55560 006_06 CAJON VLY CHILD CARE CTR	6,098,443.71		6,098,443.71	6,082,333.42
55563 006_09 CAJON VY OTHER BLDG FUND	18,032,144.11		18,032,144.11	17,970,552.77
55564 006_10 CAJON VALLEY ELEM BLDG	5,098,476.36		5,098,476.36	5,080,855.90
55569 006_16 CAJON VALLEY HEALTH INS	3,644,657.02		3,644,657.02	3,636,018.32
55572 006_18 CAJON VALLEY CAP FAC ACCT	1,531,862.35		1,531,862.35	1,527,872.03
55581 006_30 CAJON VALY DEDCT INS LOSS	182,061.65		182,061.65	181,406.48
55583 006_44 CAJON VLY - BLDG FUND PROP	3,484,507.38		3,484,507.38	3,472,072.27
55585 006_39 CHTR CAJON VLY BOSTONIA	9,896,128.47		9,896,128.47	9,875,846.84
55586 006_42 CAJON VLY SP RES OTHER	4,626,144.09		4,626,144.09	4,616,460.65
55587 006_46 CAJON VALLEY ST SCH FAC	1.89		1.89	1.04
55588 006_79 CAJON VLY SP RES POST EMPLO	9,527,940.91		9,527,940.91	9,495,528.00
55589 236_62 CHTR CAJON VLY KIDINNU	3,013,444.22		3,013,444.22	3,004,671.75
55590 007_01 CARDIFF ELEMENTARY GEN	3,948,555.70		3,948,555.70	3,941,324.83
55592 007_02 CARDIFF SP RES CAP PROJ	1,215,091.86		1,215,091.86	1,211,269.24
55596 007_04 CARDIFF CAFETERIA	134,717.58		134,717.58	134,348.92
55601 007_09 CARDIFF BLDG	3,276.18		3,276.18	3,265.04
55611 007_19 CARDIFF CAP FAC AB2068	390,946.69		390,946.69	389,632.99
55614 007_22 CARDIFF ENTERPRISE	138,600.30		138,600.30	137,829.96
55624 007_80 CARDIFF SPEC RES FD FOR PO	1,294.88		1,294.88	1,290.48
55626 009_01 CHULA VISTA CITY ELEM GEN	135,296,384.63		135,296,384.63	134,917,951.72
55632 009_04 CHULA VISTA CAFETERIA	13,743,355.44		13,743,355.44	13,697,810.08
55635 009_06 CHULA VST CTY EL CHLD CTR	6,850,948.58		6,850,948.58	6,825,868.80
55638 009_09 CHULA VISTA OTHER BLDGING	0.90		0.90	0.50
55647 009_18 CHULA VISTA CAP FAC ACCT	8,078,502.86		8,078,502.86	8,053,955.53
55650 009_23 CH VISTA PUPIL TRANS EQP	490.36		490.36	270.44
55653 009_30 CHULA VISTA DEDCT INS LSS	11,956,064.89		11,956,064.89	11,915,547.82
55655 009_33 CHULA VISTA BLDG MEASVV	45,690,068.63		45,690,068.63	45,531,074.02
55656 009_37 CV DEDUCT PROP INS LOSS	21.16		21.16	21.09
55657 009_37 CHULA VISTA MEAS M BLDG	69,786,649.26		69,786,649.26	69,548,853.86
55659 009_39 CHTR CHULA VISTA CHART SCH	51,797,976.00		51,797,976.00	51,633,075.89
55665 009_48 CV ELEM STATE SCHOOL FAC	2,157,075.45		2,157,075.45	2,149,738.33
55667 229_62 CHTR CVESD LEARNNG CHOICE AC	1,398,003.91		1,398,003.91	1,394,617.98
55669 237_62 CHTR GROSSMONT LEARNNG CHOICE AC	1,501,898.84		1,501,898.84	1,496,932.31
55671 010_01 DEHESA ELEMENTARY GENERAL	699,173.82		699,173.82	697,217.88
55672 010_02 DEHESA SPEC RES CAP PROJ	3,309.47		3,309.47	2,915.04
55673 243_62 CHTR DEHESA CABRILLO PT	7,369,567.76		7,369,567.76	7,363,970.06
55674 010_04 DEHESA CAFETERIA	59,354.35		59,354.35	59,236.88
55675 228_62 CHTR DEHESA PAC COAST ACAD	8,799,318.97		8,799,318.97	8,793,119.98

PERIODIC FINANCIAL STATEMENT - SCHEDULE OF BALANCE SHEET AND CASH TOTALS BY FUND - GL040

Date:12-MAR-2025 10:59:53

COSD  
Current Period: FEB-25

Currency: USD  
No specific FUND requested

FUND	ASSETS	LIABILITIES	FUND BALANCE	CASH
55676 217_62_CHTR DEHESA CA ACAD SPORTS	9,576,387.85		9,576,387.85	9,545,807.74
55677 010_06 DEHESA CHILD CENTER	270.35		270.35	269.43
55678 213_62_CHTR DEHESA DIEGO HILLS CEN	101.44		101.44	55.95
55682 010_80 DEHESA SPEC RES POSTEMPLOYM	32,081.24		32,081.24	29,770.24
55683 010_19 DEHESA CAP FAC AB2068	34,269.60		34,269.60	34,121.14
55684 010_39_CHTR DEHESA CHARTER SCH FUN	8,268.57		8,268.57	7,816.90
55685 010_42 DEHESA SPEC RES OTHER	1,121,256.48		1,121,256.48	1,120,068.07
55689 010_46 DEHESA ST SCHOOL FACILITY	99,191.24		99,191.24	97,724.80
55691 010_62 DEHESA HTS CHTR SCH ENT FUN	1,861,032.85		1,861,032.85	1,855,342.02
55693 187_62_CHTR DEHESA METHODS CHARTER	18,133,557.84		18,133,557.84	18,081,665.27
55694 188_62_CHTR DEHESA MOSAICA ONLINE	4,367,673.12		4,367,673.12	4,352,816.83
55695 011_01 DEL MAR UNION ELEM GEN	20,260,423.15		20,260,423.15	20,223,291.85
55696 010_33 DEHESA BLDG PROP39-2 MEAS D	7,637.36		7,637.36	7,052.85
55698 011_02 DEL MAR SP RES CAP OUT	7,900,378.09		7,900,378.09	7,873,503.38
55701 011_04 DEL MAR UNION CAFETERIA	146,346.33		146,346.33	145,446.76
55706 011_09 DEL MAR USD OTHER BLDG	27,673,937.21		27,673,937.21	27,579,237.06
55710 011_12 DEL MAR UN DEFERRED MAINT	3,043,832.57		3,043,832.57	3,033,921.04
55716 011_19 DEL MAR CAP FAC AB2068	2,221,503.25		2,221,503.25	2,214,000.16
55719 011_20 DEL MAR FOUNDATION TRUST	34,290.42		34,290.42	34,162.15
55720 011_22 DEL MAR ENTERPRISE FUNDO	3,264,693.92		3,264,693.92	3,252,843.53
55725 011_42 DEL MAR SPEC RES OTHER	2,241,524.81		2,241,524.81	2,233,309.36
55731 011_48 DEL MAR STATE SCH FAC	485.10		485.10	483.45
55734 014_01 ENCINITAS UN ELEM GEN	25,985,883.13		25,985,883.13	25,926,448.92
55735 014_02 ENCINITAS SPECIAL RES CAP	7,888,718.42		7,888,718.42	7,892,962.57
55737 014_04 ENCINITAS UN CAFETERIA	1,149,598.72		1,149,598.72	1,145,835.82
55744 014_16 ENCINITAS	5,902,660.10		5,902,660.10	5,882,004.82
55749 014_19 ENCINITAS CAP FAC AB2068	2,111,334.79		2,111,334.79	2,105,271.90
55753 014_57 ENCINITAS FOUNDATION PERM T	123,176.00		123,176.00	122,757.07
55758 014_42 ENCINITAS SPEC RES OTHER	7,006,968.67		7,006,968.67	6,983,854.25
55784 015_01 ESCONDIDO UN ELEM GEN	86,792,152.36		86,792,152.36	86,570,106.10
55767 015_02 ESCONDIDO SP RES CAP OUT	18,174,606.74		18,174,606.74	18,097,723.13
55770 015_04 ESCONDIDO UN CAFETERIA FD	9,864,430.30		9,864,430.30	9,831,684.31
55773 015_06 ESCONDIDO UN ELEM CHL CTR	2,460,731.45		2,460,731.45	2,452,062.80
55776 015_09 ESCONDIDO UN OTHER BLDG	658,272.15		658,272.15	656,033.09
55779 015_10 ESCONDIDO UNION BLDG	205,740.54		205,740.54	205,040.73
55782 015_12 ESCONDIDO ELEM DEF MAINT	508,560.90		508,560.90	506,422.57
55786 015_19 ESCONDIDO CAP PROJECT SB206	5,554,170.21		5,554,170.21	5,529,155.70
55789 015_57 ESCONDIDO FOUNDATION PERM	14,157.81		14,157.81	14,109.65
55790 015_31 ESCONDIDO BLDNG PROP 39 DS	12,685,424.22		12,685,424.22	12,629,034.29
55797 015_35 ESC SP RES FED REBATE	49,874.52		49,874.52	49,704.87
55800 015_38 ESCONDIDO CAP FAC REDEVEL	10,961,504.50		10,961,504.50	10,940,021.73
55804 015_42 ESCONDIDO SPEC RES OTH C O	628,123.78		628,123.78	628,482.61
55807 015_58 ESCONDIDO CAP PROJ CFD	373,013.91		373,013.91	371,900.74
55809 015_48 ESCONDIDO UN ST SCH FAC	5,170.33		5,170.33	5,155.45

PERIODIC FINANCIAL STATEMENT - SCHEDULE OF BALANCE SHEET AND CASH TOTALS BY FUND - GL040

Date:12-MAR-2025 10:59:53

COSD

Current Period: FEB-25

Currency: USD  
No specific FUND requested

FUND	ASSETS	LIABILITIES	FUND BALANCE	CASH
55814 204_02_CHTR ESCONDIDO UN EPIPHANY	134,516.57		134,516.57	134,059.02
55815 016_01 FALLBROOK UNION ELEM GEN	27,505,207.36		27,505,207.36	27,406,182.27
55817 016_06 FALLBROOK UESD CHLD DEV P	448,545.28		448,545.28	448,017.11
55818 016_04 FALLBROOK UN CAFETERIA	4,373,216.71		4,373,216.71	4,357,619.30
55820 016_00 FALLBROOK SPEC RES POST EMP	41,081.36		41,081.36	40,941.62
55821 016_12 FALLBROOK DEFERRED MAINT	11.59		11.59	11.55
55822 016_02 FALLBROOK SP RSV- CAP PRJ	36,377.46		36,377.46	36,355.44
55824 016_16 FALLBROOK HLTH WLF SLF INS	166,216.40		166,216.40	165,651.03
55827 016_18 FALLBROOK UN CAP FAC ACCT	6,124,747.39		6,124,747.39	6,103,872.75
55830 016_23 FALLBROOK PUPIL TRANS E9P	5,695.53		5,695.53	5,676.16
55833 016_42 FALLBROOK UNION	5,829,679.50		5,829,679.50	5,809,850.32
55835 016_48 FALLBROOK ST SCH FACILITY	1,812,854.39		1,812,854.39	1,806,680.29
55839 017_01 JAMUL DULZURA GENERAL	3,210,691.44		3,210,691.44	3,200,843.33
55843 017_02 JAMUL DULZURA SPEC RES CAP	84,296.70		84,296.70	83,734.09
55845 017_04 JAMUL DULZURA CAFETERIA	415,533.90		415,533.90	414,217.99
55848 017_06 JAMUL DULZURA CHILD DEVEL	3,369.99		3,369.99	3,341.89
55851 017_10 JAMUL DULZURA BLDG	1,556,806.10		1,556,806.10	1,551,510.75
55854 017_12 JAMUL DULZURA DEF MAINT	15,840.69		15,840.69	15,786.81
55857 017_19 JAMUL DLZA CAP FAC AB2068	161,046.49		161,046.49	160,512.77
55864 017_23 JAMUL DULZURA PUPIL TRANS E	8,965.71		8,965.71	8,935.21
55869 017_39_CHTR JAMUL CHARTER SCHOOL F	685,911.73		685,911.73	683,787.22
55872 017_42 JAMUL SPECIAL RES OTHER	460,008.77		460,008.77	458,444.06
55878 018_01 JULIAN UNION ELEM GEN	1,567,761.29		1,567,761.29	1,558,269.54
55882 018_02 JULIAN SPEC RES-CAP PRJ	23,461.94		23,461.94	23,380.00
55884 018_04 JULIAN UNION CAFETERIA	47,879.15		47,879.15	47,521.90
55887 018_12 JULIAN ELEM DEF MAINT	50.36		50.36	50.19
55889 018_17 JULIAN UN OPEB OTH POSTEMP	787,096.96		787,096.96	784,419.71
55890 018_18 JULIAN UN CAP FAC ACCT	44,131.56		44,131.56	43,876.14
55891 018_22 JULIAN UN OTHER ENTERPRISE	1,032,128.77		1,032,128.77	1,028,616.55
55895 239_02_CHTR JULIAN BEST ACAD	3,662,666.35		3,662,666.35	3,652,147.73
55896 018_42 JULIAN UN SPEC RES OTHER	1,355,515.81		1,355,515.81	1,350,905.13
55897 232_02_CHTR JUSD JCS-CEDAR COVE	408,642.60		408,642.60	407,888.44
55898 227_02_CHTR JUSD DIEGO VLY EAST	570,872.94		570,872.94	569,382.23
55900 215_02_CHTR JULIAN UN JCS-MTN OAKS	593,672.06		593,672.06	592,360.68
55904 180_02_CHTR JULIAN UN HARBOR SPRIN	990,234.63		990,234.63	987,044.37
55905 019_01 LAKESIDE UNION ELEM GEN	12,486,369.83		12,486,369.83	12,437,253.70
55908 019_02 LAKESIDE SP RES CAP OUT	560,697.09		560,697.09	558,812.79
55912 019_04 LAKESIDE CAFETERIA 13-00	4,177,891.78		4,177,891.78	4,163,662.47
55914 019_06 LAKESIDE UN CHILD DEVELOP	3,879,698.89		3,879,698.89	3,866,320.08
55916 019_08 LAKESIDE UN ASB SP REV	52,788.19		52,788.19	52,604.26
55921 019_62 LAKESIDE CH SC ENTERPRISE	1,169,525.79		1,169,525.79	1,165,377.02
55929 019_19 LAKESIDE CAP FAC AB2068	75,934.99		75,934.99	75,579.60
55938 019_23 LAKESIDE PUPIL TRAN EQUIP	216.68		216.68	179.29
55942 019_31 LAKESIDE BLDG PROP 39 AND D	3,212.44		3,212.44	3,144.81



PERIODIC FINANCIAL STATEMENT - SCHEDULE OF BALANCE SHEET AND CASH TOTALS BY FUND - GL040

Date:12-MAR-2025 10:59:53

COSD  
Current Period: FEB-25

Currency: USD  
No specific FUND requested

FUND	ASSETS	LIABILITIES	FUND BALANCE	CASH
55947 019_42 LAKESIDE SPEC RES OTHER	267.77		267.77	266.86
55956 020_01 LA MESA SPRING VLY EL GEN	43,388,803.82		43,388,803.82	43,286,480.19
55957 020_22 LA MESA SP VLY ENTERPRISE	4,657,268.48		4,657,268.48	4,639,722.05
55958 020_31 LA MESA SV BLDG PROP39	55,426,811.66		55,426,811.66	55,194,215.88
55959 020_02 LA MESA SV SP RES CAP OUT	2,111,982.25		2,111,982.25	2,104,836.67
55962 020_04 LA MESA SPR VLY CAFETERIA	3,389,552.01		3,389,552.01	3,377,705.15
55965 020_06 LA MESA SP VLY EL CHD CTR	4,038,777.30		4,038,777.30	4,032,222.87
55966 020_08 LA MESA SPR VLY ASB SRF	175,159.18		175,159.18	174,650.03
55971 020_19 LA MESA SV CAP FAC AB2068	5,128,276.05		5,128,276.05	5,112,500.29
55972 020_42 LA MESA SV SPECIAL RES CAP	2,292,292.21		2,292,292.21	2,284,497.06
55981 211_62_CHTR LMSV NUA SPARROW	734,987.12		734,987.12	733,644.63
55983 021_01 LEMON GROVE ELEM GEN	17,578,811.20		17,578,811.20	17,524,767.87
55984 021_02 LEMON GROVE SP RSV - CAPITA	3,501,316.20		3,501,316.20	3,485,476.77
55986 021_04 LEMON GROVE CAFETERIA	2,320,789.70		2,320,789.70	2,313,268.57
55989 021_06 LEMON GROVE	1,591,130.38		1,591,130.38	1,585,238.13
55992 021_10 LEMON GROVE BLDG ELEM	0.12		0.12	0.12
55995 021_12 LEMON GROVE ELM DEF MAINT	3,210,457.96		3,210,457.96	3,199,537.84
55998 021_18 LEMON GRV CAP FACILITIES	330,939.75		330,939.75	329,844.74
55999 021_80 LEMON GRV SP RES POSTEMPL B	1,378.14		1,378.14	1,377.09
56001 021_19 LEMON GROV CAP FAC AB2068	579,865.15		579,865.15	577,955.65
56002 021_22 LEMON GROVE ENTERPRISE	1,339.33		1,339.33	1,334.77
56004 021_30 LEMON GROVE DEDCT INS LOS	309,657.85		309,657.85	308,784.42
56005 021_31 LEMON GROVE BLDG FD PROP 39	0.23		0.23	0.23
56006 021_42 LEMON GROVE SPEC RES OTHER	2,400,547.08		2,400,547.08	2,392,362.40
56007 021_45 LG ST SCH BLDG LEASE PURC	75.88		75.88	75.88
56008 021_33 LEMON GROVE BLDG FD PROP 39	2,939,520.53		2,939,520.53	2,929,381.90
56009 021_77 LEMON GROVE BLDG FD PROP 39	44,900.54		44,900.54	41,941.93
56010 021_48 LEMON GROVE SCHL FAC	6,143,648.69		6,143,648.69	6,143,593.37
56013 023_01 NATIONAL ELEMENTARY GEN	39,283,469.29		39,283,469.29	39,157,526.89
56016 023_02 NATIONAL SP RES CAP OUT	192,684.78		192,684.78	192,029.38
56019 023_04 NATIONAL CAFETERIA	2,761,648.92		2,761,648.92	2,750,811.42
56022 023_06 NATIONAL ELEM CHLDRNS CTR	1,398,887.82		1,398,887.82	1,393,445.81
56025 023_12 NATIONAL ELEM DEF MAINT	0.01		0.01	0.01
56031 023_19 NATIONAL CAP FAC AB2068	866,000.50		866,000.50	859,381.76
56032 023_31 2020 NAT BLDG FD PROP 39	17,344,033.47		17,344,033.47	17,299,371.74
56033 023_31 NATIONAL BLDG PROP 39	0.11		0.11	0.11
56034 023_38 NATIONAL CAP FAC REDEVEL	1,002,284.10		1,002,284.10	997,246.10
56040 023_46 NATL SCH DIST ST SCH CAP	16,169.60		16,169.60	16,114.80
56044 023_62_CHTR NATL CHARTER SCH ENTER	3,199,618.46		3,199,618.46	3,184,676.42
56045 199_62_CHTR NATL BEACON CLASSICAL	807.70		807.70	804.95
56070 028_01 RANCHO SANTA FE ELEM GEN	2,109,982.34		2,109,982.34	2,101,092.88
56082 028_18 RCHO STA FE CAP FAC ACCT	59,106.57		59,106.57	58,905.52
56085 028_19 RCH SNT FE CAP FAC AB2068	4,135,726.97		4,135,726.97	4,121,894.13
56088 028_42 RNCHO STA FE SP RES OTHER	6,725,420.69		6,725,420.69	6,708,057.09

PERIODIC FINANCIAL STATEMENT - SCHEDULE OF BALANCE SHEET AND CASH TOTALS BY FUND - GL040

Date:12-MAR-2025 10:59:53

COSD

Current Period: FEB-25

Currency: USD  
No specific FUND requested

FUND	ASSETS	LIABILITIES	FUND BALANCE	CASH
56097 034_01 SOLANA BEACH ELEM GEN	21,196,562.89		21,196,562.89	21,146,229.91
56100 034_02 SOLANA BCH SP RES CAP OUT	7,107,353.90		7,107,353.90	7,084,570.52
56103 034_04 SOLANA BEACH CAFETERIA	844,031.12		844,031.12	840,102.51
56106 034_06 SOLANA BEACH CHILD CARE	124,546.51		124,546.51	121,995.97
56109 034_09 SOLANA BCH OTHER BLDG FD	8.49		8.49	8.48
56112 034_12 SOLANA BEACH DEF MAINT	3,490,922.89		3,490,922.89	3,480,878.67
56115 034_16 SOL BCH SELF INSURANCE TR	1,192,205.18		1,192,205.18	1,188,197.25
56118 034_18 SOLANA BEACH CAP FAC ACCT	0.03		0.03	0.03
56121 034_19 SOLANA BCH CAP FAC AB2068	1,318,542.89		1,318,542.89	1,314,092.24
56125 034_32 SOLANA BEACH FOUNDATION SR	962,066.04		962,066.04	958,316.59
56126 034_39 SOLANA BCH BLDG PROP 39	3,164,396.18		3,164,396.18	3,150,829.52
56127 034_42 SOLANA BCH SP RES OTHER	8,736,898.00		8,736,898.00	8,709,027.11
56128 034_80 SOLANA BEACH SPEC RES PE BE	3,499,718.00		3,499,718.00	3,487,813.99
56131 034_46 SOLANA BEACH SCH FAC FD	0.01		0.01	0.01
56133 031_01 SAN PASQUAL UN ELEM GEN	2,719,929.05		2,719,929.05	2,711,422.11
56135 031_42 SAN PASQUAL SP RES OTHER	259,684.88		259,684.88	258,801.57
56136 031_02 SN PASQUAL SP RES CAP OUT	764,623.55		764,623.55	761,562.49
56137 031_04 SAN PASQUAL UN CAFETERIA	364,708.66		364,708.66	363,585.64
56141 031_22 SAN PASQUAL ENTERPRISE FD	423,268.51		423,268.51	421,787.44
56142 031_12 SAN PASQUAL DEF MAINT	639,647.25		639,647.25	637,414.33
56145 031_19 SN PASQUAL CAP FAC AB2068	579,343.65		579,343.65	577,411.03
56154 032_01 SANTEE ELEMENTARY GENERAL	36,853,385.48		36,853,385.48	36,735,893.31
56160 032_04 SANTEE ELEM CAFETERIA	2,602,514.03		2,602,514.03	2,591,166.79
56163 032_06 SANTEE CHILD CARE CENTER	569,284.27		569,284.27	567,198.66
56167 032_DS SANTEE BLDG FUND-PROP 39	0.01		0.01	0.01
56169 032_12 SANTEE ELEM DEF MAINT	407,267.78		407,267.78	405,569.34
56172 032_18 SANTEE CAP FAC ACCT	1,627,189.34		1,627,189.34	1,621,776.43
56173 032_22 SANTEE OTHER ENTERPRISE FUN	2,004,657.45		2,004,657.45	1,997,517.69
56181 032_38 SANTEE CAP FAC REDEVELOP	3,288,772.51		3,288,772.51	3,278,845.82
56185 032_40 SANTEE SPEC RES CAP PROJECT	8,943,895.29		8,943,895.29	8,912,220.38
56187 032_42 SANTEE SPEC RESERVE OTHER	3,837,929.80		3,837,929.80	3,824,875.49
56191 032_46 SANTEE CNTY SCH FACILITIES	8.28		8.28	7.51
56193 033_01 SAN YSIDRO ELEM GEN	22,715,474.90		22,715,474.90	22,868,838.88
56195 033_04 SAN YSIDRO CAFETERIA	2,625,857.29		2,625,857.29	2,617,260.22
56196 033_02 SAN YSIDRO SP RES CAP OUT	6,730,141.29		6,730,141.29	6,707,249.26
56199 033_06 SAN YSIDRO ELEM CHLD CNTR	1,913,839.49		1,913,839.49	1,905,837.65
56202 033_10 SAN YSIDRO ELEM BLDG	0.01		0.01	0.01
56208 033_18 SAN YSIDRO CAP FAC ACCT	9,102,604.69		9,102,604.69	9,072,159.47
56212 033_33 SN YSIDRO BLDG PROP39-2 MEA	27,057,081.48		27,057,081.48	26,955,177.51
56213 033_31 SN YSIDRO BLDG PROP39 MEAS	14,375,275.52		14,375,275.52	14,325,063.78
56221 033_48 SAN YSIDRO ST SCH FAC	170,574.28		170,574.28	169,994.08
56225 033_59_CFD SAN YSIDRO SD CFD 1	61,201.25		61,201.25	61,157.88
56227 033_54_CFD SAN YSIDRO SD CFD 2	398,585.58		398,585.58	398,428.94
56228 033_55_CFD SAN YSIDRO SD CFD 3	1,220,925.40		1,220,925.40	1,219,951.58

PERIODIC FINANCIAL STATEMENT - SCHEDULE OF BALANCE SHEET AND CASH TOTALS BY FUND - GL040

Date:12-MAR-2025 10:59:53

COSD  
Current Period: FEB-25

Currency: USD  
No specific FUND requested

FUND	ASSETS	LIABILITIES	FUND BALANCE	CASH
56232 035_01 SOUTH BAY UNION ELEM GEN	61,931,531.21		61,931,531.21	61,742,779.27
56235 035_02 SOUTH BAY SP RES CAP OUT	1,639,722.14		1,639,722.14	1,634,144.76
56238 035_04 SOUTH BAY UN CAFETERIA FD	2,445,839.30		2,445,839.30	2,438,111.91
56241 035_06 SOUTH BAY CHILD CTR	2,960,946.45		2,960,946.45	2,949,566.44
56244 035_10 SOUTH BAY BUILDING	7,729,545.20		7,729,545.20	7,702,858.36
56250 035_19 SOUTH BAY CAP FAC AB2068	1,223,267.61		1,223,267.61	1,219,144.05
56253 035_20 SOUTH BAY FOUNDATION TRST	13,221.99		13,221.99	13,177.02
56254 035_42 SO BAY SPEC RES OTHER	114,354.64		114,354.64	113,965.67
56255 035_39 SOUTH BAY CHARTER SCHOOL	13,858,132.00		13,858,132.00	13,815,704.03
56258 035_81 IMPERIAL BEACH CHTR SCH	4,144,315.63		4,144,315.63	4,131,662.90
56259 035_46 SOUTH BAY UN ST SCH FAC	98,118.22		98,118.22	97,784.48
56261 035_80 SO BAY SPEC RES FOR POSTEMP	156,206.74		156,206.74	155,675.42
56262 036_01 SPENCER VALLEY ELEM GEN	6,200,658.80		6,200,658.80	6,179,049.32
56263 036_02 SPENCER VLY SP RES CAP PROJ	37,878.16		37,878.16	37,749.32
56264 036_22 SPENCER VLY ENTERPRISE FD	2,318.14		2,318.14	2,303.22
56268 036_42 SPENCER VLY SPC RES OTHER	3,609,540.79		3,609,540.79	3,597,309.14
56274 037_01 VALLECITOS ELEM GEN	1,942,734.71		1,942,734.71	1,935,048.10
56280 037_04 VALLECITOS CAFETERIA	78,142.05		78,142.05	77,890.61
56283 037_06 VALLECITOS CHILD DEVELOP	19,247.95		19,247.95	19,182.48
56289 037_18 VALLECITOS CAP FAC ACCT	47,854.91		47,854.91	47,405.23
56295 037_42 VALLECITOS SPEC RES OTHER	596,048.28		596,048.28	594,020.87
56297 037_46 VALLECITOS CO SCH FAC	244,087.36		244,087.36	242,736.70
56700 001_DS ALPINE UNION 1997A	13,477,593.34	13,457,895.00	19,696.34	19,631.34
56701 004_DS BONSALL UN ELEM ELEC 2005 S	12.37		12.37	12.33
56703 001_DS ALPINE ELEM 1999B	15,222,819.97	14,382,756.25	840,063.72	837,126.44
56705 006_DS CAJON VALLEY DS 2000A	12,065,554.98	12,065,554.98		
56706 007_DS CARDIFF SCH DIST 2000A	22,564,726.34	21,375,350.00		
56707 006_DS CAJON VALLEY DEBT SERV 2000	37,004,125.02	37,004,125.02	1,189,376.34	1,187,879.38
56708 006_DS CAJON VALLEY ELEM DS2000C	26,730,491.25	26,730,491.25		
56710 009_DS CHULA VISTA ELEM 1998G DS	25,802,022.50	25,802,022.50		
56711 006_DS CAJON VALLEY ELEM DS2000D	(354,088.90)	(354,088.90)		
56712 009_DS CHULA VISTA ELEM 1999A	31,757,645.00	31,757,645.00		
56713 009_DS CHULA VISTA DS 1999E	17,304,000.13	17,304,000.13		
56714 009_DS CHULA VISTA ELEM 1998F DS	22,435,312.50	22,435,312.50		
56715 009_DS CH VISTA ELEM 2000B 1998	14,550,276.87	14,550,276.87		
56716 009_DS CHULA VISTA DS 1998C EL	10,706,955.00	10,706,955.00		
56717 009_DS CHULA VISTA DS 1998D	15,837,411.25	15,837,411.25		
56719 009_DS CHULA VISTA ELEM 2005 REFUN	(504,792.13)	(504,792.13)		
56720 006_DS CAJON VALLEY ELEM DS 2000A	8.88		8.88	8.85
56722 004_DS BONSALL USD 2005 SERIES 200	0.13		0.13	0.13
56725 006_DS CAJON VALLEY 2000 ELEC 2010	0.99		0.99	0.99
56727 014_DS ENCINITAS ELEM 1998A GDB	60,150,707.46	60,150,000.00	707.46	689.27
56728 009_DS CHULA VISTA ELEM 2010 REF	9,509.70		9,509.70	8,668.73
56731 014_DS ENCINITAS USD 2010 ELEC 201	1,044,803.21		1,044,803.21	1,042,911.83

PERIODIC FINANCIAL STATEMENT - SCHEDULE OF BALANCE SHEET AND CASH TOTALS BY FUND - GL040

Date:12-MAR-2025 10:59:53

COSD

Current Period: FEB-25

Currency: USD  
No specific FUND requested

FUND	ASSETS	LIABILITIES	FUND BALANCE	CASH
56732 006_DS CAJON VALLEY USD 2011 QSCB	1,183,317.15		1,183,317.15	1,181,672.23
56734 006_DS CAJON VALLEY USD 2011 REFUN	618,513.82		618,513.82	617,612.49
56735 009_DS CHULA VISTA ELEM 2012 REF	1,217,199.43		1,217,199.43	1,215,152.28
56737 006_DS CAJON VALLEY ELEM 2011C 200	90,367.96		90,367.96	89,568.85
56738 014_DS ENCINITAS USD 2010 ELEC 201	86,608.00		86,608.00	86,218.98
56740 009_DS CHULA VISTA ELEM SFID 2012A	93,244.34		93,244.34	92,309.16
56742 015_DS ESCONDIDO ELEM REF1996A/200	20,065,843.78	20,065,843.78		
56743 015_DS ESCONDIDO ELEM 2002A REF	80,667,797.27	80,667,812.50	5,184.77	5,187.43
56744 016_DS FALLBROOK ELEM 2004C	7,818,701.57	7,816,904.96	1,796.61	1,791.72
56746 016_DS FALLBROOK UNION ELEM 2003 A	39,127,554.90	39,125,832.05	1,722.85	1,718.20
56747 016_DS FALLBROOK ELEM 2003B	10,483,916.97	9,903,311.34	560,605.63	560,183.30
56749 016_DS FALLBROOK UN ELEM ELEC 2002	50,369.89	(21,342.29)	71,712.18	71,668.12
56750 016_DS FALLBROOK UN ELEM 2010A REF	2,664.40		2,664.40	2,468.28
56752 016_DS FALLBROOK UN ELEM 2012 REF	1,935,059.15		1,935,059.15	1,931,878.35
56753 009_DS CHULA VISTA ELEM 2013 REF	694,667.54		694,667.54	693,031.20
56754 017_DS JAMUL LAS FLORES 1976C	807,880.00	807,880.00		
56755 006_DS CAJON VALLEY USD 2014 REF B	461,553.36		461,553.36	459,977.63
56756 021_DS LEMON GROVE ELEC 2008B	2,767.63		2,767.63	2,758.22
56757 017_DS JAMUL DULZURA ELEM 1995A	5,877,577.50	5,877,577.50		
56758 017_DS JAMUL ELEM 2004A	7,867,672.62	7,084,481.25	783,191.37	781,236.08
56759 021_DS LEMON GROVE ELEC 2008C	3,668.96		3,668.96	3,344.85
56760 017_DS JAMUL 1998A	5,190,283.05	5,087,016.25	103,266.80	102,426.19
56761 020_DS LA MESA SPRING VALLEY DS 20	53,946,902.28	53,946,420.25	482.03	470.61
56762 020_DS LA MESA SPRING VALLEY 2002B	37,732,548.66	34,550,000.00	3,182,548.66	3,179,192.39
56763 021_DS LEMON GROVE DS 1999A ELEM	11,837,530.50	11,719,546.25	117,984.25	117,579.77
56764 021_DS LEMON GROVE DS 1998B ELEM	8,226,800.68	7,061,520.00	1,165,280.68	1,162,698.96
56765 021_DS LEMON GROVE DS 1998C ELEM	7,507,991.52	7,193,628.40	314,363.12	313,873.52
56767 021_DS LEMON GROVE DS 2008A	16.28		16.28	16.65
56768 028_DS RANCHO SANTA FE 2004B	1,717,938.28	1,717,938.28		
56769 028_DS RANCHO SANTA FE DS 1991A	322,973.12	322,973.12		
56770 028_DS RANCHO SANTA FE 2004A	4,440,592.07	4,394,178.23	46,413.84	46,288.39
56771 020_DS RANCHO SANTA FE 2008A	269,304.82		269,304.82	269,080.77
56773 028_DS RANCHO SANTA FE 2008B	61.89		61.89	60.31
56774 009_DS CHULA VISTA ELEM SFID 2012B	371,295.27		371,295.27	370,617.88
56776 006_DS CAJON VALLEY USD 2012A	82,973.70		82,973.70	81,954.92
56779 032_DS SANTEE SCHOOL DISTRICT 2006	2,589.48		2,589.48	2,580.67
56780 032_DS SANTEE SCHOOL DIST DS 2006D	2,398.56		2,398.56	2,390.40
56781 031_DS SAN PASQUAL DS 1999A ELEM	2,662,895.44	2,613,455.00	49,440.44	49,272.01
56782 032_DS SANTEE SCHOOL DIST DS 2006B	21.96		21.96	20.02
56783 032_DS SANTEE SCHOOL DIST DS 2006C	227,152.23		227,152.23	226,825.36
56786 033_DS SAN YSIDRO 1997D	58,001,684.66	55,130,818.75	2,870,865.91	2,866,535.34
56787 033_DS SAN YSIDRO ELEM 1997A	12,860,180.03	12,860,180.03		
56788 033_DS SAN YSIDRO ELEM 1997B	16,045,278.20	16,045,278.20		
56789 033_DS SAN YSIDRO 1997C	25,938,923.75	25,938,923.75		

PERIODIC FINANCIAL STATEMENT - SCHEDULE OF BALANCE SHEET AND CASH TOTALS BY FUND - GL040

Date: 12-MAR-2025 10:59:53

COSD  
Current Period: FEB-25

Currency: USD  
No specific FUND requested

FUND	ASSETS	LIABILITIES	FUND BALANCE	CASH
56791 033_DS SAN YSIDRO 1997E	29,559.28		29,559.28	29,459.95
56792 033_DS SAN YSIDRO 1997F	2,939.34		2,939.34	2,929.34
56793 035_DS SOUTH BAY 1997A GOB	14,876,620.55	14,830,868.75	45,731.80	44,846.33
56794 035_DS SOUTH BAY USD 2008A	7.81		7.81	7.78
56795 033_DS SAN YSIDRO 1997G	2,458.35		2,458.35	2,449.99
56797 019_DS LAKESIDE USD 2008A	1,078,037.59		1,078,037.59	1,074,988.86
56798 019_DS LAKESIDE USD 2008B	1,666.94		1,666.94	1,661.27
56799 010_DS DEHESA SCH DIST 2010A	43,226.20		43,226.20	43,164.88
56800 035_DS SOUTH BAY USD 2012A	79,223.24		79,223.24	78,462.61
56801 010_DS DEHESA SCH DIST 2012A	33,896.19		33,896.19	33,840.79
56802 020_DS LA MESA SPRING VALLEY SD 20	2.83		2.83	2.58
56803 020_DS LA MESA SPRING VALLEY SD 20	32.96		32.96	30.04
56804 019_DS LAKESIDE USD 2014A	1.52		1.52	1.39
56805 033_DS SAN YSIDRO 2012 REF	1,751,943.51		1,751,943.51	1,748,715.09
56806 006_DS CAJON VALLEY USD 2012C	442,818.31		442,818.31	441,911.24
56807 023_DS NATIONAL SCH DIST 2014A	370,883.92		370,883.92	369,901.14
56808 033_DS SAN YSIDRO 2015 REF	2,026,060.34		2,026,060.34	1,950,059.57
56809 021_DS LEMON GROVE SD 2014A	154,587.21		154,587.21	154,255.37
56810 021_DS LEMON GROVE SD 2014B	1.29		1.29	1.29
56811 015_DS ESCONDIDO USD 2014A	617,064.02		617,064.02	616,137.39
56812 019_DS LAKESIDE USD 2015A REF	87,705.00		87,705.00	87,473.98
56813 006_DS CAJON VALLEY USD 2012D	385,387.76		385,387.76	384,573.07
56814 028_DS RANCHO SANTA FE SD 2015 REF	1,824,297.36		1,824,297.36	1,820,963.23
56815 014_DS ENCINITAS USD 2010 ELEC 201	477,450.01		477,450.01	476,844.85
56816 017_DS JAMIL DULZURA USD 1895 ELEC	136,890.13		136,890.13	136,554.08
56817 032_DS SANTEE SCHOOL DIST 2015 REF	1,384,918.88		1,384,918.88	1,382,689.86
56818 032_DS SANTEE SCHOOL DIST 2016A RE	228,690.64		228,690.64	228,353.76
56819 006_DS CAJON VALLEY USD 2016 REF	1,690,598.39		1,690,598.39	1,687,906.49
56820 035_DS SOUTH BAY USD 2016 REF	863,236.11		863,236.11	861,738.28
56821 035_DS SOUTH BAY USD 2008B	215,228.08		215,228.08	214,788.54
56822 035_DS SOUTH BAY USD 2012B	405,285.85		405,285.85	404,679.18
56823 023_DS NATIONAL SCH DIST 2014B	100,945.92		100,945.92	100,595.22
56824 019_DS LAKESIDE USD 2016 REF	248,887.30		248,887.30	248,176.98
56825 009_DS CHULA VISTA ELEM SFID 1 201	728,496.89		728,496.89	728,526.93
56826 034_DS SOLANA BCH SFID 2016-1	1,034,031.86		1,034,031.86	1,031,688.02
56827 007_DS CARDIFF SCH DIST 2016A	112,507.12		112,507.12	112,025.62
56828 006_DS CAJON VALLEY USD 2016A	1.16		1.16	1.16
56829 015_DS ESCONDIDO USD 2017 REF	3,438,510.87		3,438,510.87	3,432,875.96
56830 014_DS ENCINITAS USD 2010 ELEC 201	663,873.99		663,873.99	662,982.50
56831 021_DS LEMON GROVE SD 2014D ED-TEC	0.60		0.60	0.60
56832 021_DS LEMON GROVE SD 2014C	422,921.02		422,921.02	422,384.97
56834 032_DS SANTEE SCHOOL DIST 2017 REF	380,672.39		380,672.39	379,818.00
56835 006_DS CAJON VALLEY USD 2012E	454,278.44		454,278.44	453,488.03
56836 015_DS ESCONDIDO USD 2014B	800,117.80		800,117.80	798,132.32

PERIODIC FINANCIAL STATEMENT - SCHEDULE OF BALANCE SHEET AND CASH TOTALS BY FUND - GL040

Date: 12-MAR-2025 10:59:53

COSD  
Current Period: FEB-25

Currency: USD  
No specific FUND requested

FUND	ASSETS	LIABILITIES	FUND BALANCE	CASH
56837 019_DS LAKESIDE USD 2014B	198,738.49		198,738.49	198,207.87
56838 064_DS OCEANSIDE USD 2018REF PROP	5,609.66		5,609.66	5,080.00
56839 064_DS OCEANSIDE USD 2018REF PROP	243,767.31		243,767.31	242,934.01
56840 007_DS CARDIFF SCH DIST 2016B	122,240.60		122,240.60	121,919.41
56841 034_DS SOLANA BCH SFID 2016B	1,033,697.47		1,033,697.47	1,031,322.75
56842 021_DS LEMON GROVE SD 2019 REF	222,368.01		222,368.01	222,043.81
56843 011_DS DEL MAR 2018ELEC 2019SER MM	671,845.73		671,845.73	670,328.76
56844 009_DS CHULA VISTA 2019 BAN VV	1,930.48		1,930.48	1,923.91
56845 006_DS CAJON VLY 2016B MEAS EE	383,818.51		383,818.51	382,504.20
56846 032_DS SANTEE MEAS S SER 2019	1,591,870.38		1,591,870.38	1,589,916.98
56847 035_DS S BAY MEAS NN 2019 BAN	3,349.49		3,349.49	3,338.10
56848 006_DS CAJON VLY USD 2020 REF	1,119,951.44		1,119,951.44	1,117,948.29
56849 050_DS SAN DIEGO USD 2020 REF	406,035.84		406,035.84	403,854.23
56850 015_DS ESCONDIDO ELEM PROP E 2014C	434,469.86		434,469.86	433,483.23
56851 009_DS CHULA VISTA MEAS M 2020A	3,295,480.93		3,295,480.93	3,291,552.75
56852 014_DS ENCINITAS 2020 REF SER A	362,132.98		362,132.98	361,725.85
56853 014_DS ENCINITAS 2020 REF SER B	8,859.95		8,859.95	8,629.82
56854 019_DS LAKESIDE USD 2021C	247,488.54		247,488.54	246,922.88
56855 033_DS SAN YSIDRO MEAS U 2020A	248,799.46		248,799.46	248,035.18
56856 033_DS SAN YSIDRO MEAS T 2020A	218,508.08		218,508.08	218,011.79
56857 023_DS NATIONAL ELEM 2016A	89,652.09		89,652.09	89,190.39
56858 015_DS ESCONDIDO ELEM 2021 REF	570,073.88		570,073.88	568,540.44
56859 020_DS LA MESA SPRNG VLY 2020A	514,146.05		514,146.05	510,958.17
56860 015_DS ESCONDIDO UN ESD 2014D	95,446.96		95,446.96	95,033.90
56861 010_DS DEHESA ESD 2012B	3,857.38		3,857.38	3,843.37
56862 010_DS DEHESA ESD 2022A REF	22,012.05		22,012.05	21,924.05
56863 010_DS DEHESA ESD 2022B REF	15,290.43		15,290.43	15,235.76
56864 010_DS DEHESA ESD 2022C REF	9,174.76		9,174.76	9,141.95
56865 015_DS ESCONDIDO ESD 2014E	954,736.09		954,736.09	951,825.59
56866 011_DS DEL MAR ESD 2022B	1,780,724.33		1,780,724.33	1,777,226.17
56867 021_DS LEMON GROVE ESD 2022 REF	343,858.13		343,858.13	343,151.27
56868 021_DS LEMON GROVE ESD 2022A	641,735.77		641,735.77	638,577.20
56869 023_DS NATIONAL ESD 2016B	84,045.82		84,045.82	83,850.83
56870 035_DS SOUTH BAY USD 2018A	143,319.72		143,319.72	142,703.05
56871 035_DS SOUTH BAY ESD 2008C	51,553.76		51,553.76	51,327.83
56872 035_DS SOUTH BAY ESD 2023 REF	549,462.38		549,462.38	548,317.36
56874 011_DS DEL MAR USD 2024C	810,914.27		810,914.27	808,362.98
56875 006_DS CAJON VALLEY ESD 2022REF	863,396.08		863,396.08	861,219.23
56876 006_DS CAJON VALLEY ESD 2023REF	4,916,336.91		4,916,336.91	4,909,365.63
56877 033_DS SAN YSIDRO MEAS U 2020B	956,020.04		956,020.04	954,316.89
56878 033_DS SAN YSIDRO MEAS T 2020B	987,051.42		987,051.42	985,311.24
56879 033_DS SAN YSIDRO ESD 2024 REF	99,959.74	72,835.58	27,124.16	99,667.31
56880 020_DS LA MESA-SV ESD 2020B	1,020,627.84		1,020,627.84	1,018,273.36
56881 006_DS CAJON VALLEY ESD 2024REF	656,129.36		656,129.36	655,546.38

PERIODIC FINANCIAL STATEMENT - SCHEDULE OF BALANCE SHEET AND CASH TOTALS BY FUND - GL040

Date:12-MAR-2025 10:59:53

COSD

Current Period: FEB-25

Currency: USD  
No specific FUND requested

FUND	ASSETS	LIABILITIES	FUND BALANCE	CASH
56882 020_DS LA MESA-SV ESD 2020C	1,350,980.77		1,350,980.77	1,344,508.69
56884 023_DS NATIONAL ESD 2016C	2,025,847.73		2,025,847.73	2,020,429.29
57000 040_01 ESCONDIDO UNION HIGH GEN	62,621,480.62		62,621,480.62	62,436,240.14
57003 040_02 ESCONDIDO SP RES CAP OUT	9,171,948.79		9,171,948.79	9,140,699.50
57006 040_04 ESCONDIDO HI CAFETERIA	5,514,485.49		5,514,485.49	5,496,171.30
57018 040_12 ESCONDIDO HI DEF MAINT	272,083.19		272,083.19	270,881.93
57022 040_17 ESCONDIDO HI OTHER POST EMP	14,710,870.23		14,710,870.23	14,680,832.40
57027 040_19 ESCONDIDO CAP FAC AB2068	36,070,353.07		36,070,353.07	35,954,925.02
57033 040_30 ESCONDIDO DEDUCT INS LOSS	203,589.69		203,589.69	202,897.20
57036 040_40 ESCONDIDO UN HI ADULT ED	862,566.26		862,566.26	859,631.03
57042 040_46 ESCONDIDO HI ST CAP FAC	20,927,071.17		20,927,071.17	20,854,464.68
57048 041_01 FALLBROOK UNION HIGH GEN	12,831,470.95		12,831,470.95	12,790,540.07
57051 041_02 FALLBROOK SP RES CAP OUT	3,502,723.57		3,502,723.57	3,490,770.76
57054 041_04 FALLBROOK HI CAFETERIA	2,804,525.86		2,804,525.86	2,793,589.25
57056 041_09 FALLBROOK UHSD BLDG	9,250,169.26		9,250,169.26	9,207,132.12
57061 FALLBROOK UN HI SPEC RESERVE	14.73		14.73	14.68
57066 041_19 FALLBROOK CAP FAC AB2068	117,411.31		117,411.31	112,167.80
57077 207_62_CHTR SBE GROSSMONT SECONDAR	3,687,523.97		3,687,523.97	3,677,942.20
57078 042_01 GROSSMONT UNION HIGH GEN	89,452,814.71		89,452,814.71	89,227,661.81
57079 042_02 GROSSMONT SP RES CAP-BASE R	2,199,970.69		2,199,970.69	2,196,422.99
57080 042_02 SP RES CAP-LEASE REV B	5,970,910.23		5,970,910.23	5,950,243.15
57081 042_02 GROSSMONT SP RES CAP OUT	4,617,316.49		4,617,316.49	4,601,241.54
57082 042_04 GROSSMONT UN HI CAFETERIA	5,161,305.96		5,161,305.96	5,142,482.18
57085 042_09 GROSSMONT HI SCH BLDG PROP	17,242,694.05		17,242,694.05	17,174,957.80
57086 042_10 GROSSMONT UHSD BLDG MEASURE	5,632,607.42		5,632,607.42	5,608,893.54
57090 042_16 GROSSMONT HLTH WLF SLF INS	2,200,364.17		2,200,364.17	2,194,086.26
57094 042_17 GROSSMONT HI OTHER POST EMP	7,046,222.00		7,046,222.00	7,024,469.37
57096 042_19 GROSSMONT CAP FAC AB2068	3,840,685.87		3,840,685.87	3,827,803.67
57114 042_40 GROSSMONT UN HI ADULT ED	3,387,212.73		3,387,212.73	3,373,175.68
57123 042_48 GROSSMONT HI ST CAP FAC	29,265,333.77		29,265,333.77	29,157,964.07
57128 100_39 HELIX CHARTER SCHOOL	16,519,871.90		16,519,871.90	16,462,327.46
57129 043_01 JULIAN UNION HIGH GENERAL	782,961.68		782,961.68	781,497.49
57133 043_02 JULIAN SP RES CAP PROJ	3,523.26		3,523.26	3,511.27
57144 043_19 JULIAN CAP FAC AB2068	205,090.89		205,090.89	204,396.62
57148 043_42 JULIAN HI SPEC RESRV OTHER	416.27		416.27	414.86
57152 043_80 JULIAN SPEC RES POST EMPL	569.91		569.91	567.97
57156 045_01 SAN DIEGUITO UN HI GEN	38,375,903.89		38,375,903.89	38,305,779.32
57159 045_02 SDUHSD SPEC RES CAP PROJS	18,640,853.01		18,640,853.01	18,563,958.30
57162 045_04 SAN DIEGUITO HIGH	3,998,459.79		3,998,459.79	3,986,958.61
57164 045_09 SAN DIEGUITO BUILDING OTHER	9,079.18		9,079.18	9,020.19
57166 045_12 SAN DIEGUITO UHSD DEF MAINT	3,785,395.83		3,785,395.83	3,776,602.81
57171 045_18 SAN DIEGUITO CAP FAC ACCT	133,983.07		133,983.07	133,523.67
57174 045_19 SN DIEGUITO CAP FAC AB2068	3,048,425.88		3,048,425.88	3,038,435.74
57180 045_30 SAN DIEGUITO-DED INS LOSS	41,152.49		41,152.49	40,949.18

PERIODIC FINANCIAL STATEMENT - SCHEDULE OF BALANCE SHEET AND CASH TOTALS BY FUND - GL040

Date:12-MAR-2025 10:59:53

COSD

Current Period: FEB-25

Currency USD  
No specific FUND requested

FUND	ASSETS	LIABILITIES	FUND BALANCE	CASH
57181 045_31 SAN DIEGUITO BLDG FD PROP 3	45,482,842.89		45,482,842.89	45,318,382.11
57192 045_48 SN DIEGUITO ST SCH FAC HI	4,598,048.87		4,598,048.87	4,582,778.86
57197 208_62 CHTR SCHOLARSHIP PREP OCEAN	878,207.19		878,207.19	877,080.52
57188 046_01 SWEETWATER UNION HI GEN	403,961,111.18		403,961,111.18	402,840,889.86
57201 046_02 SWEETWATER SP RES CAP OUT	9,716,965.56		9,716,965.56	9,680,013.79
57204 046_04 SWEETWATER CAFETERIA	21,021,327.83		21,021,327.83	20,957,966.30
57205 046_10 SWEETWATER UNION HI BLD	234,628,621.19		234,628,621.19	233,780,273.49
57207 046_12 SWEETWATER HI DEF MAINT	1,335,061.50		1,335,061.50	1,328,636.80
57209 046_SWEETWATER BAN 2013	908.16		908.16	905.07
57210 046_19 SWEETWATER CAP FAC AB2068	8,571,007.13		8,571,007.13	8,541,816.19
57213 046_20 SWEETWATER FOUNDATION TR	14,607.18		14,607.18	14,557.50
57216 046_21 SWEETWATER FOUNDATION TR	381.30		381.30	380.00
57222 046_40 SWEETWATER UN HI ADULT ED	16,961,774.05		16,961,774.05	16,906,907.39
57228 046_48 SWEETWATER STATE SCH FAC	32,733,369.38		32,733,369.38	32,621,597.06
57229 197_62 CHTR SWEETWATER STEPHEN W H	19,137,458.28		19,137,458.28	19,076,084.73
57231 210_62 CHTR SBE SWEETWATER SECONDA	2,545,181.23		2,545,181.23	2,537,336.63
57520 040_DS ESCONDIDO HIGH 1998A	80,017,501.27	80,017,405.00	96.27	95.94
57521 040_DS ESCONDIDO UN HI 2008 ELEC 2	5,131,991.70		5,131,991.70	5,126,047.21
57522 040_DS ESCONDIDO UN HI 2008 ELEC 2	541,600.65		541,600.65	539,758.44
57523 040_DS ESCONDIDO UHSD 2008C	184,597.93		184,597.93	184,282.73
57530 041_DS FALLBROOK HS 1998REF 94	11,220,357.53	11,220,357.53		
57531 042_DS GROSSMONT UNION HIGH 2004	107,883,050.83	104,247,343.75	3,635,706.88	3,631,767.90
57532 042_DS GROSSMONT UNION HIGH 2006	8,773,951.78		8,773,951.78	8,765,712.66
57533 042_DS GROSSMONT UNION HIGH 2008	3,345,079.25		3,345,079.25	3,341,984.90
57534 042_DS GROSSMONT UNION HIGH 2008A	6.13		6.13	6.11
57535 042_DS GROSSMONT UNION HIGH ELEC 2	8.45		8.45	8.42
57536 042_DS GROSSMONT UNION HIGH ELEC 2	26.60		26.60	24.09
57537 042_DS GROSSMONT UNION HIGH ELEC 2	2,415,275.80		2,415,275.80	2,409,801.82
57538 042_DS GROSSMONT UHSD 2004ELEC 201	3.22		3.22	3.21
57539 042_DS GROSSMONT UHSD 2004ELEC 201	0.09		0.09	0.09
57540 043_DS JULIAN UNON HS 1998A	4,163,228.13	4,163,228.13	44.16	42.94
57541 042_DS GROSSMONT UHSD 2012 REF	1,164,695.62		1,164,695.62	1,155,395.51
57542 043_DS JULIAN UHSD 2010ELEC 2013A	177,445.57		177,445.57	177,134.85
57543 042_DS GROSSMONT UHSD 2013 2008E	3.19		3.19	2.89
57544 042_DS GROSSMONT UHSD 2015 2008F P	141,803.62		141,803.62	140,508.54
57545 042_DS GROSSMONT UHSD 2015 REF	384,646.32		384,646.32	383,451.83
57546 042_DS GROSSMONT UHSD 2016 REF	1,979,530.39		1,979,530.39	1,976,810.45
57547 042_DS GROSSMONT UHSD SINKING DEP	24,171,302.27		24,171,302.27	24,089,061.23
57548 042_DS GROSSMONT UHSD 2016B REF	829,475.39		829,475.39	828,248.93
57549 042_DS GROSSMONT UHSD ELEC 2008 20	747,743.11		747,743.11	746,585.91
57551 045_DS SAN DIEGUITO UHSD 2012	1,163,260.04		1,163,260.04	1,159,319.17
57552 045_DS SAN DIEGUITO UHSD 2012B-1	0.01		0.01	0.01
57553 045_DS SAN DIEGUITO UHSD 2012B-2	654,447.20		654,447.20	651,692.17
57554 045_DS SAN DIEGUITO UHSD 2012C-1	0.08		0.08	0.08



PERIODIC FINANCIAL STATEMENT - SCHEDULE OF BALANCE SHEET AND CASH TOTALS BY FUND - GL040

Date: 12-MAR-2025 10:59:53

COSD  
Current Period FEB-25

Currency USD  
No specific FUND requested

FUND	ASSETS	LIABILITIES	FUND BALANCE	CASH
57555 045_DS SAN DIEGUITO UHSD 2012C-2	1,515,427.98		1,515,427.98	1,512,469.25
57556 042_DS GROSSMONT UHSD ELEC 2016 20	670,309.19		670,309.19	668,651.17
57557 042_DS GROSSMONT UHSD 2008 2017H-1	1.77		1.77	1.76
57558 042_DS GROSSMONT UHSD 2008 2017H-2	208,815.16		208,815.16	208,383.65
57559 046_DS SWEETWATER UNION DS 200	48,990,127.55	47,252,976.90	1,737,150.65	1,734,262.24
57561 046_DS SWEETWATER UNION DS 2000B	89,124,555.06	89,124,555.06		
57562 046_DS SWEETWATER UN HIGH 2000C	203,314,458.33	196,054,159.41	7,260,298.92	7,249,274.72
57563 046_DS SWEETWATER UNION HIGH 2008A	6.86		6.86	6.84
57564 046_DS SWEETWATER UHSD 2014 REF BO	3,556,796.05		3,556,796.05	3,548,784.00
57565 046_DS SWEETWATER UHSD 2016 REF BO	2,221,864.32		2,221,864.32	2,213,413.96
57566 046_DS SWEETWATER UHSD 2006 ELEC 2	3,835,975.54		3,835,975.54	3,829,494.45
57567 041_DS FALLBROOK UNION HIGH 2017A	206,914.81		206,914.81	206,361.53
57568 046_DS SWEETWATER UHSD 2006 2016C	206,768.96		206,768.96	205,657.61
57569 061_DS POWAY SFID2002-1 2019REF	4,310,872.23		4,310,872.23	4,303,456.11
57570 061_DS POWAY USD 2008B	14,152.88		14,152.88	14,104.74
57571 061_DS POWAY USD SFID 2002-1 2011	42.65		42.65	38.15
57572 061_DS POWAY USD SFID 2002-1B 2014	5,746,354.59		5,746,354.59	5,735,461.74
57574 042_DS GROSSMONT UHSD 2017 REF	395,523.03		395,523.03	394,564.69
57575 045_DS SAN DIEGUITO UHSD 2012D-1	0.46		0.46	0.46
57576 045_DS SAN DIEGUITO UHSD 2012D-2	141,923.89		141,923.89	141,323.45
57577 042_DS GROSSMT UHSD 2016 2018B	526,678.12		526,678.12	525,124.17
57578 042_DS GROSSMT 2016 2019C MEAS BB	399,276.63		399,276.63	398,070.66
57579 042_DS GROSSMT 2008 2019I PROP U	94,584.83		94,584.83	94,191.18
57580 042_DS GROSSMT PROP U 2020 REF	343,832.32		343,832.32	342,491.45
57581 045_DS SAN DIEGUITO UHSD 2020 REF	5,354,884.05		5,354,884.05	5,347,452.75
57582 041_DS FALLBROOK UHSD 2020 B	153,481.71		153,481.71	153,007.97
57583 042_DS GROSSMT 2008 PROP U 2020J	262,448.70		262,448.70	261,825.41
57584 042_DS GROSSMONT UHSD 2021K	6,236.58		6,236.58	6,215.49
57585 045_DS SAN DIEGUITO UHSD 2021 REF	458,215.28		458,215.28	457,182.05
57586 045_DS SAN DIEGUITO UHSD 2021E-1	301,619.80		301,619.80	300,587.93
57587 045_DS SAN DIEGUITO UHSD 2021E-2	377,381.55		377,381.55	375,715.54
57588 041_DS FALLBROOK UHSD 2022C	519,309.84		519,309.84	517,867.50
57589 042_DS GROSSMONT UHSD 2022L	228,241.32		228,241.32	227,556.47
57590 046_DS SWEETWATER UHSD 2022A	5,730,758.91		5,730,758.91	5,719,114.05
57591 046_DS SWEETWATER UHSD 2022D	589,977.91		589,977.91	589,105.85
57592 046_DS SWEETWATER UHSD 2024 REF	375,302.09		375,302.09	375,302.09
57596 042_DS GROSSMONT UHSD 2024B REF	21,824.78		21,824.78	21,824.78
57600 012_01_CHTR GENFUND LITERACY 1ST C	15,382,039.13		15,382,039.13	15,336,787.83
57605 027_01_CHTR SUN VALLEY CHARTER SCH	5,232.33		5,232.33	5,214.53
57608 100_01_GUAJOME PARK ACADEMY CHARTE	953.59		953.59	952.93
57613 030_01_CHTR HERITAGE CHARTER SCHOO	205.64		205.64	113.42
57614 022_39_CHTR JULIAN CHARTER SCHOOL	446,182.39		446,182.39	445,107.91
57615 084_01_CHTR COASTAL ACADEMY CHARTE	1,723,278.16		1,723,278.16	1,716,746.21
57616 100_01_SCH OF BUSINESS AND TECHN LG	13.83		13.83	13.58

PERIODIC FINANCIAL STATEMENT - SCHEDULE OF BALANCE SHEET AND CASH TOTALS BY FUND - GL040

Date:12-MAR-2025 10:59:53

COSD  
Current Period: FEB-25

Currency: USD  
No specific FUND requested

FUND	ASSETS	LIABILITIES	FUND BALANCE	CASH
57818 027_62_CHTR SUN VALLEY	24,144.66		24,144.66	24,062.53
57819 073_62_CHTR GUAJOME PARK ACADEMY E	21,726,825.75		21,726,825.75	21,853,877.01
57825 095_01_CHTR BALLANTYNE CHRTR GN FLU	5,299,730.15		5,299,730.15	5,282,581.11
57826 156_62_ALL TRIBES ELEM CHARTER	763,304.32		763,304.32	761,170.00
57827 149_11_EJE MIDDLE ACMDY CHRTR SCH	1,493,188.55		1,493,188.55	1,488,407.08
57828 157_62_MAAC COMMUNITY CHARTER	1,272,437.55		1,272,437.55	1,268,326.42
57830 096_01_CHTR BAYSHORE PREP CHARTER	166.24		166.24	166.24
57832 148_62_LEONARDO DAVINCI HLTH SC CH	1,423,679.46		1,423,679.46	1,420,815.80
57836 233_62_CHTR SDCOE JCS-MANZANTA	509,372.07		509,372.07	508,194.41
57837 230_62_CHTR SDCOE CLASS AC VISTA	1,269,905.97		1,269,905.97	1,265,343.27
57838 224_62_CHTR SDCOE COMM MONTESSORI	2,358,230.32		2,358,230.32	2,350,402.18
57839 225_62_CHTR SDCOE DIMENSIONS COLLA	1,727,779.10		1,727,779.10	1,722,411.45
57840 094_62_CHTR CA VIRTUAL ACADEMY AT	4,219,864.72		4,219,864.72	4,211,162.16
57841 167_62_CHTR CA VIRTUAL AT SANTA Y	312,172.59		312,172.59	311,656.66
57845 216_62_CHTR EUHSD AUDEO III CHARTE	1,832,757.01		1,832,757.01	1,827,532.60
57846 221_62_CHTR SBE COLL PREP MID LM S	350,271.86		350,271.86	349,916.56
57847 222_62_CHTR SBE VISTA SPRINGS	378,671.90		378,671.90	378,108.15
57848 223_62_CHTR SDCOE PACIFIC SPRINGS	282,574.34		282,574.34	281,158.32
57849 219_62_CHTR SBE BAYPOINT PREP ACAD	734,917.77		734,917.77	732,812.01
57850 083_01_SIA TECH INC CHARTER SCHOOL	4,621,972.44		4,621,972.44	4,611,952.34
57852 100_62_STEELE CANYON HS CHARTER	17,443,268.80		17,443,268.80	17,386,892.60
57855 092_01_CHTR PAC VIEW CHARTER GEN F	13,030,189.21		13,030,189.21	12,985,957.93
57856 092_02_CHTR PAC VIEW CHARTER SPEC	107,366.17		107,366.17	107,000.97
57857 089_62_CHTR NEW SCHOOL CHARTER ENT	12,075.61		12,075.61	12,034.53
57859 100_62_NORTH COUNTY TRADE TECH CHR	702,074.11		702,074.11	701,800.50
57863 100_62_HIGH TECH HIGH STATE BEN CH	28,134,884.11		28,134,884.11	28,044,646.76
57864 195_62_CHTR SBE THRIVE PUBLIC SCHO	3,154.11		3,154.11	3,143.74
57865 142_62_NTINAL UNIV CHARTER ENT SCH	406,790.41		406,790.41	405,406.91
57868 144_62_ALL TRIBES CHARTER SCH	338,840.84		338,840.84	337,535.30
57870 019_62_RIVER VALLEY HI CHARTER ENT	285,096.01		285,096.01	283,387.24
57875 244_62_CHTR SDCOE IFTN ENT FD	2,597,193.97		2,597,193.97	2,588,749.46
57876 246_62_CHTR DUAL LANG IMMRSN NC	1,354,745.50		1,354,745.50	1,351,307.71
57877 247_62_CHTR HOWARD GARDNER COMMEN	752,558.71		752,558.71	750,841.37
57878 248_62_CHTR AUDEO II ENTERPRSE	3,268,017.44		3,268,017.44	3,259,025.41
57879 030_62_CHTR HERITAGE K-8 CHTR ENT	8,452,955.41		8,452,955.41	8,427,222.21
57800 116_01_CHTR SDUSD HOLLY DR LEADR C	761,115.42		761,115.42	758,492.60
57812 100_00_SDUSD HEALTH SCIENCES CHAR	5,727,176.63		5,727,176.63	5,708,377.72
57813 100_00_SDUSD ARROYO PASEO CHAR	22,299.33		22,299.33	22,223.48
57814 119_01_CHTR SDUSD HEALTH SCIENCES	26.48		26.48	26.39
57820 130_01_CHTR SDUSD OFARRELL CHARTER	20,066,831.58		20,066,831.58	19,993,210.68
57822 159_01_SDUSD OLD TOWN ACADEMY CHRT	208,116.45		208,116.45	208,518.56
57823 160_01_SDUSD E3 CIVIC HIGH CHTR	430,326.92		430,326.92	428,091.09
57824 161_01_SDUSD AMERICAS FINEST CHART	1,048,613.84		1,048,613.84	1,045,678.67
57825 162_01_SDUSD CITY HEIGHTS PREP	1,083,937.82		1,083,937.82	1,079,922.59

PERIODIC FINANCIAL STATEMENT - SCHEDULE OF BALANCE SHEET AND CASH TOTALS BY FUND - GL040

Date:12-MAR-2025 10:59:53

COSD  
Current Period: FEB-25

Currency: USD  
No specific FUND requested

FUND	ASSETS	LIABILITIES	FUND BALANCE	CASH
57850 085_01_CHTR SDUSD PREUSS CHARTER S	10,301,833.69		10,301,833.69	10,278,364.65
57855 150_01_CHTR SDUSD EVANGELINE ROBER	111,262.66		111,262.66	110,884.21
57860 069_01_CHTR SDUSD CHARTER SCH OF S	14,634,644.30		14,634,644.30	14,588,107.68
57861 069_02_CHTR SDUSD CHARTER SPECIAL	651,830.87		651,830.87	649,813.72
57866 155_01_SDUSD COLEMAN TECH HIGH CHR	598,036.67		598,036.67	595,943.92
57870 056_01_CHTR SDUSD HIGH TECH HIGH C	2,881,540.36		2,881,540.36	2,871,822.68
57872 154_01_SDUSD SD GLOBAL VISION CHTR	1,993,152.00		1,993,152.00	1,985,192.15
57880 107_01_CHTR SDUSD HIGH TECH ELEM E	2,423,918.79		2,423,918.79	2,415,077.81
57882 170_01_SDUSD KAVOD ELEM CHTR	846,008.59		846,008.59	841,140.54
57890 128_01_CHTR SDUSD MUSEUM SCHOOL CH	75,022.15		75,022.15	74,895.74
57891 137_02_CHTR SDUSD INNOVATIONS ACAD	3,214,802.13		3,214,802.13	3,204,821.01
57892 190_01_CHTR SDUSD ELEVATE ELEM CHA	547,254.47		547,254.47	544,831.84
57893 181_01_CHTR SDUSD EMPOWER CHARTER	176,975.09		176,975.09	176,762.83
57894 192_01_CHTR SDUSD HIGH TECH ELEM C	2,571,995.37		2,571,995.37	2,562,966.74
57895 196_01_CHTR SDUSD INGENUITY CHARTE	9,449,052.62		9,449,052.62	9,419,325.43
57896 220_01_CHTR SDUSD NJA 1001 STEAM	6,687.60		6,687.60	6,656.05
57900 111_01_CHTR SDUSD HARRIET TUBMAN C	697,797.13		697,797.13	694,727.03
57920 124_01_CHTR SDUSD MCGILL SCH SUCC	126,746.91		126,746.91	126,110.92
57925 908_01_CHTR SDUSD DARNALL EAST CMP	254,252.12		254,252.12	249,274.97
57930 132_01_CHTR SDUSD SD COOPERATIVE C	5,162,638.55		5,162,638.55	5,146,293.59
57931 138_02_CHTR SDUSD URBAN DISCOVERY	404,471.36		404,471.36	403,021.21
57935 058_01_CHTR SDUSD AUDEO CHARTER SC	2,718,781.05		2,718,781.05	2,709,541.50
57939 121_51_CHTR SDUSD KING/CHAVEZ HIGH	6,622,394.33		6,622,394.33	6,603,755.79
57940 121_01_CHTR SDUSD KING CHAVEZ CHAR	4,896,750.63		4,896,750.63	4,883,114.33
57941 121_11_CHTR SDUSD KING/CHAVEZ PRIM	7,041,040.19		7,041,040.19	7,019,308.40
57942 121_21_CHTR SDUSD KING/CHAVEZ ARTS	209,184.49		209,184.49	204,503.04
57944 121_41_CHTR SDUSD KING/CHAVEZ PREP	227,811.54		227,811.54	223,405.13
57955 101_01_CHTR SDUSD EINSTEIN CHARTER	175,807.13		175,807.13	175,522.82
57956 101_11_CHTR SDUSD-EINSTEIN ACAD MDL	410,776.64		410,776.64	408,635.65
57960 118_01_CHTR SDUSD KEILLER MIDDLE C	5,935,182.20		5,935,182.20	5,915,030.72
57965 110_01_CHTR SDUSD GOMPERS MIDDLE C	121,587.27		121,587.27	121,423.33
57966 110_01_CHTR SDUSD GOMPERS PREP ACA	12,363,684.48		12,363,684.48	12,315,106.18
57975 114_01_CHTR SDUSD HIGH TECH MID CH	2,363,374.14		2,363,374.14	2,354,895.77
57980 126_01_CHTR SDUSD MAGNOLIA SCI ACA	428,836.25		428,836.25	426,840.31
57985 123_01_CHTR SDUSD KIPP ADELANTE CH	1,165,268.73		1,165,268.73	1,163,202.53
57988 112_01_CHTR HGH TCH HIGH MEDIA ART	3,336,633.88		3,336,633.88	3,325,154.04
57990 113_01_CHTR SDUSD HIGH TECH INTERN	3,098,078.56		3,098,078.56	3,089,255.26
57991 088_01_CHTR SDUSD LEARNG CHOICE AC	2,252,344.84		2,252,344.84	2,244,987.31
57992 115_01_CHTR HGH TCH MIDL MEDIA A	2,766,040.40		2,766,040.40	2,757,900.93
58100 077_01_CHTR ESCONDIDO CHARTER HIGH	129.08		129.08	71.19
58101 077_62_CHTR ESCONDIDO CHTR HI ENT	5,441,895.51		5,441,895.51	5,424,151.45
58110 013_01_CHTR CLASSICAL ACADEMY GENE	2,065,507.16		2,065,507.16	2,060,564.61
58120 134_01_CHTR CLASSICAL ACDMY HIGH C	1,482,909.82		1,482,909.82	1,474,021.22
58200 063_01_GROSS CUY COMM COLL GEN	89,063,965.06		89,063,965.06	88,799,075.31

PERIODIC FINANCIAL STATEMENT - SCHEDULE OF BALANCE SHEET AND CASH TOTALS BY FUND - GL040

Date: 12-MAR-2025 10:59:53

COSD  
Current Period: FEB-25

Currency: USD  
No specific FUND requested

FUND	ASSETS	LIABILITIES	FUND BALANCE	CASH
58203 053_05 GROSS CUY CC CAP OUTLAY	54,254,638.51		54,254,638.51	54,085,565.33
58204 053_16 GROSS CUY SELF INSURANCE	1,776,518.07		1,776,518.07	1,771,922.28
58206 053_20 GROSS CUY FOUNDATION TRST	58,087.90		58,087.90	57,890.32
58207 053_10 GROSS CUY BLDG AND DEBT SVC	0.60		0.60	
58208 053_25 GROSS CUY CC BLDG FUND 2	47,250,028.11		47,250,028.11	47,072,565.18
58209 052_01 PALOMAR COMM COLL GENERAL	81,639,197.59		81,639,197.59	81,441,174.79
58212 052_05 PALOMR CC CAP OUTLAY PROJ	34,902,653.56		34,902,653.56	34,778,379.79
58215 052_06 PALOMR CHILD DEV EC 16750	907,639.68		907,639.68	904,607.89
58217 052_10 PALOMAR CC BLDG FUND	128,434,970.55		128,434,970.55	125,984,017.35
58218 052_11 PALOMAR DEBT SERV OTHER	3.66		3.66	3.10
58221 052_20 PALOMAR CC FOUNDATION TR	563,954.64		563,954.64	561,982.45
58224 052_76 POST RETIRE BENEFITS PCC	5,175,120.44		5,175,120.44	5,152,043.04
58227 054_01 MIRACOSTA COMM COL GEN	50,730,673.21		50,730,673.21	50,607,304.63
58230 054_05 MIRCST CC CAP OUTLAY PROJ	56,613,266.60		56,613,266.60	56,426,661.91
58233 054_11 MIRACOSTA DEBT SERV OTHER	5,034,389.46		5,034,389.46	5,024,326.19
58234 054_73 MIRACOSTA FOUNDATION TRUST	230,681.99		230,681.99	230,146.55
58236 054_30 MIRACOSTA DEDUCT INS LOSS	1,084,684.65		1,084,684.65	1,081,113.98
58237 054_43 MIRACOSTA BLDG MM BOND	100,990,818.72		100,990,818.72	100,593,459.39
58239 080_01 S D COMM COLL DIST GEN	155,428,710.97		155,428,710.97	154,998,989.71
58243 080_45 SDCCD PROP HH BLDG FND-TXE	697,932,354.78		697,932,354.78	697,932,354.78
58245 080_04 SD COMM COLL CAFETERIA	431,315.96		431,315.96	428,844.90
58248 080_05 SD CC CAPITAL OUTLAY PROJ	45,377,651.98		45,377,651.98	45,214,889.05
58251 080_08 SD COM CHILD DEV EC 16750	5,344,152.59		5,344,152.59	5,325,823.86
58253 080_15 SDCCD ADMIN FACILITIES CORP	122,789.02		122,789.02	122,371.36
58254 080_38 SD COM COL STUDENT FIN AD	13,812,601.30		13,812,601.30	13,765,150.80
58257 080_85 SD COMM COL ENTERPRISE	1,275,560.14		1,275,560.14	1,272,902.22
58259 080_59 SDCCD KSDS RADIO STATION	991,621.70		991,621.70	987,959.53
58260 080_90 SD COMM COLL PAYROLL REV	50,000.00		50,000.00	50,000.00
58262 080_45 SDCCD PROP HH BUILDING FD	149,293,230.59		149,293,230.59	149,293,230.59
58263 055_01 SOUTHWESTERN COM COL GENL	21,395,252.67		21,395,252.67	21,323,247.99
58266 055_02 SO WESTERN SP RES CAP OUT	24,730.15		24,730.15	24,646.03
58269 055_05 SOWEST CC CAP OUTLAY PROJ	6,626,827.15		6,626,827.15	6,603,459.23
58272 055_16 SOUTHWESTERN CC SELF INS	38,843.65		38,843.65	38,640.40
58273 055_25 SOUTHWESTERN COM COL BLDG P	23,572.38		23,572.38	20,887.26
58274 055_09 SOUTHWESTERN CC OTHER BLDG	114,725,042.03		114,725,042.03	114,236,950.93
58275 055_20 SOWEST CC FOUNDATION TR	309,886.06		309,886.06	309,196.55
58490 053_DS GROSS CUY CC 2021C	439,529.02		439,529.02	437,669.57
58491 053_DS GROSS CUY CC 2021 REF	1,702,718.09		1,702,718.09	1,699,741.33
58492 053_DS GROSS CUY CC 2018 REF	3,157,613.89		3,157,613.89	3,146,913.82
58493 053_DS GROSS CUY CC 2018B	1,069,218.75		1,069,218.75	1,064,801.39
58494 053_DS GROSS CUY CC 2013 REF BONDS	85,521.54		85,521.54	85,234.05
58495 053_DS GROSS CUY CC 2012 ELEC 2013	361,557.06		361,557.06	360,334.27
58496 053_DS GROSS CUY COMM COLL 2008C	11,177,945.40		11,177,945.40	11,171,715.50
58497 053_DS GROSS CUY COMM COLL 2008 RE	3.85		3.85	3.84

PERIODIC FINANCIAL STATEMENT - SCHEDULE OF BALANCE SHEET AND CASH TOTALS BY FUND - GL040

Date:12-MAR-2025 10:59:53

COSD

Current Period: FEB-25

Currency: USD  
No specific FUND requested

FUND	ASSETS	LIABILITIES	FUND BALANCE	CASH
58498 053_DS GROSS CUY COMM COL 2005 B	(2,683,216.47)	(2,683,216.67)	0.20	0.20
58499 053_DS GROSS CUY COMM COL 2003A	74,593,381.25	74,593,381.25		
58501 055_DS SOUTHWESTERN CC DS 00 01/20	65,566,910.10	65,566,910.10		
58502 055_DS SOUTHWESTERN CC 2004	100,658,912.78	97,961,760.00	2,697,152.76	2,694,422.07
58503 055_DS SOUTHWESTERN CC REF 2005B	(3,013,990.36)	(3,013,999.83)	9.47	8.51
58504 055_DS SOUTHWESTERN CC PROP R 2009	1.59		1.59	1.43
58505 055_DS SOUTHWESTERN CC 2008 ELEC 2	7.17		7.17	6.44
58506 055_DS SOUTHWESTERN CC 2008 ELEC 2	622,275.33		622,275.33	620,158.71
58508 055_DS SOUTHWESTERN CC 2015 REF	3,314,606.21		3,314,606.21	3,309,119.14
58509 055_DS SOUTHWESTERN CC 2008 ELEC 2	163.85		163.85	159.76
58510 055_DS SOUTHWESTERN CC 2016 REF A	165.39		165.39	160.42
58511 055_DS SOUTHWESTERN CC 2016 REF B	2,902,367.22		2,902,367.22	2,895,918.11
58512 055_DS SOUTHWESTERN CC 2016 ELEC 2	1,170,343.64		1,170,343.64	1,166,350.19
58513 055_DS SOUTHWESTERN CC PROP R 2020	1,717,071.73		1,717,071.73	1,714,339.23
58514 055_DS SOUTHWESTERN CC PROP R 2020	662,745.68		662,745.68	661,204.73
58515 055_DS SOUTHWESTERN CC MEAS 2 2020	300,245.20		300,245.20	299,366.30
58516 055_DS SOUTHWESTERN CC 2021 REF	1,389,902.59		1,389,902.59	1,385,303.12
58517 055_DS SOUTHWESTERN CC 2021C	526,732.09		526,732.09	525,245.26
58518 052_DS PALOMAR CC DS 2006D	2,461,720.06		2,461,720.06	2,454,034.68
58519 052_DS PALOMAR CC DS 2006C	1,672,894.11		1,672,894.11	1,671,117.76
58520 052_DS PALOMAR CC DS 2006A	3.12		3.12	2.80
58521 052_DS PALOMAR CC DS 2006B	4,253,566.05		4,253,566.05	4,246,451.82
58522 052_DS PALOMAR CC 2015 GO REF BOND	6,201,970.58		6,201,970.58	6,191,935.02
58523 052_DS PALOMAR CC 2017 REF	1,459,311.11		1,459,311.11	1,453,516.26
58524 052_DS PALOMAR CC 2020 REF	3,571,398.03		3,571,398.03	3,561,883.43
58525 052_DS_PALOMAR CC 2021 GO REF	2,385,481.83		2,385,481.83	2,379,798.24
58535 054_DS MIRACOSTA CC 2016A	1,141,985.83		1,141,985.83	1,139,127.29
58536 054_DS MIRACOSTA CC 2016B	2,934,306.79		2,934,306.79	2,926,677.39
58537 054_DS MIRACOSTA CCD 2016C	3,878,740.79		3,878,740.79	3,868,432.55
58540 055_DS SOUTHWESTERN CC 2021D	2,066,282.71		2,066,282.71	2,059,550.31
58541 055_DS SOUTHWESTERN CC 2021F	795,651.13		795,651.13	793,536.38
58550 060_DS SD CC SERIES 2003A	111,576,942.10	111,576,942.10		
58551 060_DS SD CC SERIES 2003B	(8,003,395.83)	(8,003,395.83)		
58553 060_DS SAN DIEGO COMM COLL PROP S	3,966.13		3,966.13	3,756.45
58554 060_DS SAN DIEGO COMM COLL 2011 RE	244.60		244.60	237.23
58555 060_DS SAN DIEGO COMM COLL 2006 EL	510.79		510.79	495.38
58556 060_DS SAN DIEGO COMM COLL 2002 EL	338,776.92		338,776.92	337,624.60
58557 060_DS SAN DIEGO CC 2012 REF	48,233.03		48,233.03	44,706.64
58558 060_DS SDCCD 2006 SERIES 2013	417,804.40		417,804.40	415,200.70
58559 060_DS SDCCD 2002 SERIES 2013	466,790.77		466,790.77	465,139.28
58560 060_DS SDCCD 2006 SERIES 2016	5,118,912.18		5,118,912.18	5,109,860.44
58561 060_DS SDCCD 2016 REF	19,087,731.47		19,087,731.47	19,051,009.55
58562 060_DS SDCC2019REF PROPNS @ERA	24,116,734.11		24,116,734.11	22,837,559.72
58563 060_DS SDCC2019REF PROPNS SERB	2,369,402.42		2,369,402.42	2,357,704.63

PERIODIC FINANCIAL STATEMENT - SCHEDULE OF BALANCE SHEET AND CASH TOTALS BY FUND - GL040

Date:12-MAR-2025 10:59:53

COSD  
Current Period: FEB-25

Currency: USD  
No specific FUND requested

FUND	ASSETS	LIABILITIES	FUND BALANCE	CASH
58564 060_DS SDCCD 2021 REF	10,354,288.61		10,354,288.61	10,330,075.02
58565 060_DS SDCCD 2024 REF	1,608,990.57	1,235,471.59	373,518.98	1,604,680.14
58568 060_DS SDCCD SERIES 2025 A-1	47,753,660.90		47,753,660.90	47,753,660.90
58567 060_DS SDCCD SERIES 2025 A-2	5,252,160.20		5,252,160.20	5,252,160.20
58570 061_DS POWAY USD 2025 REF	1,238,338.90		1,238,338.90	1,238,338.90
61000 CO OFFICERS CASH OVERAGE	11,888.75		11,888.75	11,888.75
61003 AAA VOLUNTEER RECOGNITION	47,234.45		47,234.45	47,074.09
61005 EMS - MADDY FUND	768,555.12		768,555.12	763,818.39
61006 CIVIL DEFENSE TRUST	14,412.09		14,412.09	14,412.09
61008 STATE EMT FEE COLLECTIONS	47,982.48	146.00	47,836.48	47,982.48
61010 AWM SUSPENSE FUND	(8,130.12)		(8,130.12)	(8,130.12)
61011 2024 FLOOD REIMBURSEMENT FUND	469.88		469.88	381.98
61018 AUDITOR SUSPENSE TRUST	62,681.30	3,752.29	58,929.01	62,681.30
61019 COUNTY OFFICER CASH SHORTAGES	470.75		470.75	470.75
61020 AB780 EQUIPMENT AND REG	108,653.80		108,653.80	108,653.80
61022 SALES AND USE TAX CLEARING FUND	181,454.38	142,762.92	38,691.46	181,454.38
61023 BACK UP WITHHOLDING FOR FTB 7%	8,613.71	(1,508.78)	10,122.49	8,613.71
61025 COUNTY LOCAL REVENUE FUND 2011	62,634,290.21		62,634,290.21	62,634,290.21
61026 LOCAL COMMUNITY CORRECTIONS	161,784,116.96		161,784,116.96	161,784,116.96
61027 DPLU SUSPENSE FUND	(171,861.33)		(171,861.33)	(171,861.33)
61029 FIRESTORM 2007 TRUST FUND	791,258.89		791,258.89	791,258.89
61032 LOCAL INNOVATION SUBACCOUNT	6,126,033.31		6,126,033.31	6,126,033.31
61036 AUDITOR OFF HWY LIC FEES	496,360.39		496,360.39	496,360.39
61040 ARPA TRUST FUND	105,440,775.59		105,440,775.59	105,440,775.59
61042 CO INVESTOR RELATIONS PRG	206,150.39		206,150.39	205,646.60
61045 CLERK BOARD OF SUPERVISOR	350,500.00	1,691.24	348,808.76	350,500.00
61060 BOARD SPECIAL EVENTS TRUST FUND	30,242.52	180.00	30,062.52	30,242.52
61075 CTN SPONSORSHIP TRUST MPR	15,771.34		15,771.34	15,771.34
61079 PD REVOCATION HEARINGS	9,198,853.02		9,198,853.02	9,198,853.02
61084 DISTRICT ATTORNEY	1,100,643.78		1,100,643.78	1,004,480.24
61085 DA REVOCATION HEARINGS	13,857,215.83		13,857,215.83	13,857,215.83
61087 CHILD SUPPORT IVF FUNDING	7,360,813.98		7,360,813.98	7,360,813.98
61090 D A NARCOTICS SEIZURES	6,884,897.19	51,840.11	6,833,057.08	6,859,859.36
61093 D A REGIONAL AUTO THEFT	5,501,621.53		5,501,621.53	5,501,621.53
61096 D A REAL ESTATE FRAUD PROS	2,860,784.25		2,860,784.25	2,860,784.25
61102 JUDGE GRANT ASSET FORFEIT	433,687.36		433,687.36	432,212.21
61106 GF DISP PRPTX INC AB1484TRUEUP	45,012,086.55		45,012,086.55	44,858,981.56
61111 COUNTY LIBRARY	1,051,933.05		1,051,933.05	1,048,459.27
61114 CO LIBRARY SAN MARCOS	420,666.55		420,666.55	419,235.68
61117 EDGEMOOR OTHER FUNDS	56,749.82		56,749.82	56,449.82
61120 EDGEMOOR PATIENTS FUNDS	455,757.44		455,757.44	451,669.18
61123 ENVIRONMENTAL HEALTH	7,649,265.80	884,303.34	6,764,962.46	7,649,265.80
61124 DEH SUSPENSE FUND	(314,424.59)	4,239.00	(318,663.59)	(314,424.59)
61129 PUB HLTH VIT AND HLTH STAT	441,497.58		441,497.58	441,497.58

PERIODIC FINANCIAL STATEMENT - SCHEDULE OF BALANCE SHEET AND CASH TOTALS BY FUND - GL040

Date: 12-MAR-2025 10:59:53

COED  
Current Period: FEB-25

Currency: USD  
No specific FUND requested

FUND	ASSETS	LIABILITIES	FUND BALANCE	CASH
61130 DHS LPH PREPAREDNESS	12,434.83		12,434.83	12,410.44
61134 CHILD PASSENGER SAFETY	4,897.56		4,897.56	4,897.56
61142 STORMWATER TRUST FUND	1,961,528.96		1,961,528.96	1,955,783.59
61143 LEA ASSISTANCE GRANT	35,780.16		35,780.16	35,897.30
61148 HHSA DONATION FUND	341,371.97		341,371.97	341,371.97
61149 STATE SHARE FEES COLLECTIONS	366,627.54		366,627.54	366,627.54
61154 MH CONDITIONAL RELEASE PROG	145,448.01		24,890.04	144,953.28
61157 MENTAL HEALTH WIC 5892	311,523,238.95	120,557.97	4,863,039.08	310,425,349.70
61158 BEHAVIORAL HEALTH IMPACT FUND	22,442,096.20	306,060,199.87	22,442,096.20	22,442,096.20
61165 AB75 HEALTH EDUCATION	546,341.38	524,974.00	21,367.38	544,738.16
61166 PROP 56 TOBACCO TAX INC 2016	447,729.91	415,931.96	31,797.95	447,471.02
61168 PHYSICIAN EMS SB12 612	4,055,855.40		4,055,855.40	4,044,054.57
61249 H R COMM STATUS OF WOMEN	1,469.82		1,469.82	1,469.82
61250 EMPLOYEE WELLNESS PROGRAM	429,922.66		429,922.66	429,922.66
61253 2024 STORM EVENT INS CLAIMS	386,308.78		386,308.78	386,308.78
61264 ANIMAL CONT PUBLIC ED	518,502.31	5,427.58	511,074.73	514,795.58
61265 MEDICAL EXPENSE FUND	191,583.72	175.00	191,408.72	191,583.72
61281 SO CO ANIMAL SHELTER BLDNG	92,543.79		92,543.79	92,289.78
61282 NO CO ANIMAL SHELTER BLDG	8,348.56		8,348.56	8,320.16
61309 PROBATION DONATIONS	25,195.61		25,195.61	5,719.39
61312 PUBLIC ADMINISTRATOR	69,782.37		69,782.37	69,545.01
61315 RECORDER MICROGRAPHICS	7,070,544.00		7,070,544.00	7,070,544.00
61316 RECORDING REDACTION FUND	626,890.85		626,890.85	626,890.85
61317 E RECORDING TRUST FUND	5,319,237.45		5,319,237.45	5,319,237.45
61318 RECORDER MODERNIZATION	19,329,349.06		19,329,349.06	19,329,349.06
61319 UMBILICAL CORD BLOOD	17,356.00		17,356.00	17,356.00
61321 RECORDER VITAL HLTH STATS	3,230,475.96		3,230,475.96	3,230,475.96
61322 RECORDER MISS PERSONS D	2,620.10		2,620.10	2,620.10
61324 REGISTRAR OF VOTERS	15,422,972.56	582.56	15,422,390.00	15,422,972.56
61325 HELP AMERICA VOTE ACT (HAVA)	8,784.55		8,784.55	8,754.67
61330 ASSESSOR	2,031.11		2,031.11	2,031.11
61331 BUILDING HOMES AND JOBS TRUST FUND	2,685,150.00		2,685,150.00	2,685,150.00
61333 SHERIFF	4,845,343.37	4,794.93	4,840,548.44	4,197,897.90
61334 CONTRACT CITY INSURANCE LIAB	1,386,701.38		1,386,701.38	1,386,701.38
61335 SHERIFF HIDTA FUND	20,890.85		20,890.85	20,890.85
61336 SHERIFFS STC FUND	605,934.00		605,934.00	605,934.00
61337 SHERIFF FINGERPRINT ID	10,994,163.54		10,994,163.54	10,959,597.88
61345 SHERIFF RESERVES FUND	41,647.52		41,647.52	41,647.52
61346 SHERIFF RCS FUND	11,764,959.56		11,764,959.56	11,723,886.44
61349 TTC TRAINING AND EDUCATION	33,776.15		33,776.15	33,776.15
61360 SOC SERV CLEARING FUND	74,425,172.93		74,425,172.93	74,425,172.93
61405 WATERFRONT OPERATION AND MTNCE	1,884,181.46		1,884,181.46	1,884,181.46
61406 SWEETWATER VALLEY LL-ART TURF	229,256.50		229,256.50	228,523.17
61407 LAND STEWARDSHIP-MSCP MITIGAT	1,090,361.80		1,090,361.80	1,086,853.02

PERIODIC FINANCIAL STATEMENT - SCHEDULE OF BALANCE SHEET AND CASH TOTALS BY FUND - GL040

Date: 12-MAR-2025 10:59:53

COBD  
Current Period: FEB-25

Currency: USD  
No specific FUND requested

FUND	ASSETS	LIABILITIES	FUND BALANCE	CASH
61408 PARKS AND RECREATION	81,545.35	450.00	81,095.35	81,545.35
61409 LAKESIDE SKATE PARK	87,887.68		87,887.68	87,389.42
61410 PKS VARIOUS PROJECTS INT FUND	1,908,053.23		1,908,053.23	1,901,541.89
61411 SANTA MARIA CK FLOOD PROTECTION	235,512.25		235,512.25	234,711.17
61412 PKS VARIOUS PROJECTS FUND	3,579,543.41		3,579,543.41	3,579,543.41
61413 PKS NAMING RIGHTS FUND	47,749.00		47,749.00	47,749.00
61414 SHERIFFS CIVIL AUTOMAT	1,884,134.08		1,884,134.08	1,884,134.08
61415 SHERIFF MENTAL HEALTH TRAINING	9,239.14		9,239.14	9,207.71
61416 BHC MENTAL HEALTH DIVERSION	1,476,104.53		1,476,104.53	1,476,104.53
61417 SHERIFFS VEH INSPECT FEE	24,473.01		24,473.01	24,473.01
61419 REGIONAL COMM SYS REPLACEMENT	464,015.80		464,015.80	464,015.80
61420 ASTREA	5,082,800.53		5,082,800.53	5,082,800.53
61421 SHERIFF DONATION FUND	326,948.45		326,948.45	326,948.45
61422 DISARMING PROHIBITED PERSONS	866,880.58		866,880.58	866,880.58
61424 CORONAVIRUS EMERG SUPP FUND	41,090.88		41,090.88	40,951.12
61425 SB1383 CALRECYCLE LOCAL ASST	1,363,019.57		1,363,019.57	1,358,400.70
61426 USED OIL PAYMENT PROGRAM	55,929.47		55,929.47	55,739.56
61427 BEVERAGE CONTAINER CCPP	261,801.67		261,801.67	260,905.21
61465 DNA IDENTIFICATION FUND	45,861.56		45,861.56	45,539.38
61466 DNA IDENTIFICATION FUND II	1,418,726.66		1,418,726.66	1,414,109.85
61467 DNA IDENTIFICATION FUND III	183,379.36		183,379.36	182,051.94
61470 REAL ESTATE SERVICES SECURITY DEPO	82,590.27	33,926.38	48,663.89	82,590.27
61480 ENERGY EFFICIENCY TRUST FUND	622,516.88		622,516.88	622,516.88
61504 2018 HGV IA1 BOND FUND	149,010.71		149,010.71	149,010.71
61505 2018 HGV IA1 REDEMPTION FUND	199,597.68		199,597.68	199,597.68
61508 2018 HGV IA1 ADMIN FUND	35,790.43		35,790.43	35,790.43
61507 2018 HGV IA1 RESERVE FUND	2,244,749.97		2,244,749.97	2,244,749.97
61508 2018 HGV IA1 SURPLUS FUND	167,239.43		167,239.43	167,239.43
61510 2020 HGV IA2 BOND FUND	95,628.94		95,628.94	95,628.94
61511 2020 HGV IA2 REDEMPTION FUND	147,071.97		147,071.97	147,071.97
61512 2020 HGV IA2 ADMIN FUND	30,418.59		30,418.59	30,418.59
61513 2020 HGV IA2 RESERVE FUND	1,866,058.69		1,866,058.69	1,866,058.69
61514 2020 HGV IA2 SURPLUS FUND	185,802.55		185,802.55	185,802.55
61515 2020 HGV IA2 REBATE FUND	48,511.62		48,511.62	48,511.62
63000 CURRENT SEC TAXES AUDITOR	4,115,501,609.12	3,962,288,015.41	153,213,593.71	153,213,593.71
63005 CURRENT SEC TAXES TAX COL	110,362,750.25		110,362,750.25	110,362,750.25
63010 SEC TAXES SRMS TAX COL	8,277,799.82		8,277,799.82	8,277,799.82
63015 CUR SEC IMMED CKS PROC TC	397.94		397.94	397.94
63020 CUR SEC ELECTRONIC FD TRF	1,068,312.92		1,068,312.92	1,068,312.92
63030 PRIOR SEC TAXES AUDITOR	119,242,122.23	119,242,122.23		
63035 PRIOR SEC TAXES TAX COL	9,651,616.70		9,651,616.70	9,651,616.70
63040 CURRENT UNSEC TAX AUDITOR	17,148,356.17	17,148,356.17		
63045 CURRENT UNSEC TAXES TX CL	866,741.41		866,741.41	866,741.41
63101 TAX SALES 2005	3,107,787.64		3,107,787.64	3,107,787.64



PERIODIC FINANCIAL STATEMENT - SCHEDULE OF BALANCE SHEET AND CASH TOTALS BY FUND - GL040

Date: 12-MAR-2025 10:59:53

COSD  
Current Period: FEB-25

Currency: USD  
No specific FUND requested

FUND	ASSETS	LIABILITIES	FUND BALANCE	CASH
63103 TAX SALES 2007	1,265,064.18		1,265,064.18	1,265,064.18
63105 TAX SALES 2009	394,384.21		394,384.21	394,384.21
63108 TAX SALES 2010	509,044.73		509,044.73	509,044.73
63107 TAX SALES 2011	1,463,108.72		1,463,108.72	1,463,108.72
63108 TAX SALES 2013	602,999.59		602,999.59	602,999.59
63180 PRIOR UNSEC TAXES AUDITOR	98,509,357.78	98,509,357.78		
63185 PRIOR UNSEC TAXES TAX COLL	477,505.92		477,505.92	477,505.92
63205 RACE HORSE TAX TAX COLL	9,036.83		9,036.83	9,036.83
63210 HIWAY LAND RENTAL AUDITOR	65,802.04		65,802.04	65,802.04
63215 DISCHARGED DELQ UNSEC AUDITOR	34,322.55		34,322.55	34,322.55
63220 MISCELLANEOUS TAX TAX COLL	295,917.08		295,917.08	295,917.08
63225 PREPAID UNSECURED TAX AUD	319,317.03		319,317.03	319,317.03
63230 PREPAID UNSEC TAX TAX COLL	1,759,787.03		1,759,787.03	1,759,787.03
63265 REAL PROP TRSF TAX AUD	3,484,321.50		3,484,321.50	3,484,321.50
63270 REAL PROP TRSF TAX RECRD	3,721,334.23	1,531.70	3,719,802.53	3,721,334.23
63277 ERAF SUB ACCOUNT	92,686,785.03		92,686,785.03	92,686,785.03
63280 UNAPPORT PROP TAX RLF TST	0.09		0.09	0.09
63285 TAX TRUST FUND INTEREST	8,643,366.75		8,643,366.75	4,767,010.54
63335 CORONADO REDVL PROJ	14.33		14.33	14.33
63555 GILLESPIE FIELD REDVL PROJ	454,867.77		454,867.77	454,867.77
63565 REFUNDABLE SECURED TAXES	3,565,095.19		3,565,095.19	3,565,095.19
63570 REFUNDABLE UNSECURED TAX	433,875.91	126.55	433,749.36	433,875.91
63575 REFUNDABLE SB813 TAX COLL	1,740,244.57	13,960.64	1,726,283.93	1,740,244.57
63580 PR YR REDEMPTIONS RED	6,802,776.02	3,002.69	6,799,773.33	6,802,776.02
63585 PR YR SB813 REDMP RED	867,813.17	5,406.93	862,406.24	867,813.17
63590 PR YR UNSECURED REFUNDS	1,938,032.80		1,938,032.80	1,938,032.80
63595 RECORD FEES RECISION T C	2,620.00		2,620.00	2,620.00
63600 STATE TRST TAX REDMP FEE	27,360.00		27,360.00	27,360.00
63605 AGENCY TRUST FUND AUDITOR	2.36		2.36	2.36
63610 UNAPPORTIONED AGCY REFUND	(5,854,583.11)		(5,854,583.11)	(5,854,583.11)
63620 VLF PROPERTY TAX COMPENSATION	179,128.18		179,128.18	179,516.34
64030 SUCCESSOR AGENCY RPTTF - CARLSBAD	3,884,708.99		3,884,708.99	3,875,490.69
64031 SUCCESSOR AGENCY RPTTF - CHULA VIS	6,546,695.91		6,546,695.91	6,533,876.95
64032 SUCCESSOR AGENCY RPTTF - CORONADO	6,981,330.21		6,981,330.21	6,962,566.69
64033 SUCCESSOR AGENCY RPTTF - EL CAJON	4,039,739.00		4,039,739.00	4,025,736.68
64034 SUCCESSOR AGENCY RPTTF - ESCONDIDO	8,555,461.71		8,555,461.71	8,533,746.52
64035 SUCCESSOR AGENCY RPTTF - IMPERIAL	4,820,083.36		4,820,083.36	4,807,245.79
64036 SUCCESSOR AGENCY RPTTF - LA MESA	966,585.40		966,585.40	963,916.79
64037 SUCCESSOR AGENCY RPTTF - LEMON GRO	1,439,493.62		1,439,493.62	1,435,952.44
64038 SUCCESSOR AGENCY RPTTF - NATIONAL	5,514,861.56		5,514,861.56	5,500,145.79
64039 SUCCESSOR AGENCY RPTTF - OCEANSIDE	4,348,074.69		4,348,074.69	4,337,137.84
64040 SUCCESSOR AGENCY RPTTF - CITY OF S	73,780,072.27		73,780,072.27	73,599,581.66
64041 SUCCESSOR AGENCY RPTTF - SAN MARCO	22,172,542.63		22,172,542.63	22,114,651.81
64042 SUCCESSOR AGENCY RPTTF - SANTEE	3,981,017.18		3,981,017.18	3,970,824.77

PERIODIC FINANCIAL STATEMENT - SCHEDULE OF BALANCE SHEET AND CASH TOTALS BY FUND - GL040

Date:12-MAR-2025 10:59:53

COSD

Current Period: FEB-25

Currency: USD  
No specific FUND requested

FUND	ASSETS	LIABILITIES	FUND BALANCE	CASH
64043 SUCCESSOR AGENCY RPTTF - POWAY	11,836,449.66		11,836,449.66	11,805,761.28
64044 SUCCESSOR AGENCY RPTTF - SOLANA BE	568,439.24		568,439.24	597,071.89
64045 SUCCESSOR AGENCY RPTTF - VISTA	8,279,832.22		8,279,832.22	8,256,793.37
64046 SUCCESSOR AGENCY RPTTF - COUNTY OF	1,064,391.06		1,064,391.06	1,059,616.95
64068 OTAY MESA EIFD	13,249.76		13,249.76	13,249.76
64070 GRANTVILLE NORTH EMBAR AGRMT	3,943,579.06		3,943,579.06	3,930,162.42
64071 GRANTVILLE JOINT PROJECT AGRMT	991,312.77		991,312.77	987,940.18
66007 COUNTY REFUNDS	1,200.00			1,200.00
66009 REV AND REC COLL REVENUE	4,797,951.84	1,200.00	4,690,659.19	4,797,951.84
66012 REV AND REC ESCHEATMENT	194,689.43	107,292.65	194,689.43	194,689.43
66014 ORR-VICTIM SERVICES FUND	182,180.73		182,180.73	182,180.73
66016 WORKPLACE JUSTICE FUND	5,997.97		5,997.97	5,977.54
66017 WAGE THEFT RETENTION FUND	645,064.72	(622.33)	645,687.05	645,064.72
66021 DOMESTIC VIOLENCE FUND	270,368.06		270,368.06	270,368.06
66024 COMMUNITY SER BLOCK GRANT	3,502,765.19	2,970,768.83	531,996.36	3,492,499.15
66027 ABANDONED PERSONAL PROP	140,663.85		140,663.85	140,663.85
66030 SHERIFFS WARRANT AUTOMAT	1,043,441.85		1,043,441.85	1,039,895.27
66033 DHS MAA TCM COUNTY LEAD	10,616,353.16		10,616,353.16	10,616,353.16
66041 OPIOID SETTLEMENT FRAMEWORK	54,893,941.77	53,324,158.28	1,569,783.49	54,705,791.41
66042 DRUG PROGRAM SB921	63,069.85		63,069.85	63,069.85
66048 ALCOHOL PROGRAM AB 2086	1,069,835.10		1,069,835.10	1,069,835.10
66051 ALCOHOL ED PVT SB 920	245,497.55		245,497.55	245,497.55
66057 COUNTY CLERK FEES	41,521.03		41,521.03	41,521.03
66060 CO CLERK ADMIN INSTRUCT	134,628.37		134,628.37	134,628.37
66063 CO CLK FISH AND GAME AB3158	24,447.00		24,447.00	24,447.00
66075 SHERIFFS DISBURSE FEES	240,597.81		240,597.81	240,597.81
66077 DA LIFE ANNUITY CONSUMER PROT	764,161.52		764,161.52	761,060.55
66078 DA AUTO INS FRAUD	665,670.32		665,670.32	653,660.68
66079 DA WORKER COMP INS FRAU	1,145,745.55		1,145,745.55	1,117,955.82
66080 DA DISABILITY AND HEALTH INS FRAUD	122,165.18		122,165.18	119,236.27
66082 DEDICATED CRIMINAL FINES K-12	32,624,961.61		32,624,961.61	32,513,990.44
66102 CAP DISPUTE RESOL PROG	819,312.35		819,312.35	816,557.52
66103 STATE EMER RENT ASSIST PRG	25,859.15		25,859.15	25,771.19
66104 EMER RENT ASSIST PROG	107,268.69		107,268.69	106,856.54
66105 POLINSKY CTR DONATIONS	417,561.81		417,561.81	416,061.81
66107 PERM LOCAL HSG ALLOC - PLHATF	2,742,192.13		2,742,192.13	2,731,062.87
66110 INNOVATIVE HOUSING TRUST FUND	45,431,384.37		45,431,384.37	45,269,220.38
66112 NPLH TRUST FUND	21,921,903.52		21,921,903.52	21,856,804.52
66113 NPLH WINDSOR POINTE COSR TF	6,219,530.35		6,219,530.35	6,198,305.68
66114 CALHOME TRUST FUND	626,674.57		626,674.57	623,793.83
66115 2018 HGV IA1 SPECIAL TAX FUND	793,981.59		793,981.59	122.47
66116 2020 HGV IA2 SPECIAL TAX FUND	652,358.63		652,358.63	114.55
66118 NPLH ANITA STREET COSR TF	4,858,914.18		4,858,914.18	4,850,479.75
66119 NPLH VALLEY SR VILLAGE COSR TF	5,031,272.54		5,031,272.54	5,020,114.69

PERIODIC FINANCIAL STATEMENT - SCHEDULE OF BALANCE SHEET AND CASH TOTALS BY FUND - GL040

Date 12-MAR-2025 10:59:53

COSD

Current Period FEB-25

Currency USD  
No specific FUND requested

FUND	ASSETS	LIABILITIES	FUND BALANCE	CASH
66129 PUBLIC SAFETY AUGMENTATON	43,538,313.95		43,538,313.95	43,538,313.95
66130 CRIMINALISTICS LAB FUND	20,273.82		20,273.82	20,273.82
66135 SUPPL LAW ENFORCE SERVICE	981,281.45		981,281.45	981,281.45
66138 SLESF VLF JUV JUSTICE CRIME PREV	38,474,555.42		38,474,555.42	38,474,555.42
66137 EAST COUNTY TULE ESJ FMF	443,434.42		443,434.42	441,926.11
66138 SLESF JAIL CONST AND OPER	320,534.12		320,534.12	320,534.12
66141 SLESF DA CRIMINAL PROS	1,293,884.55		1,293,884.55	1,293,884.55
66144 SLESF FRONT LINE LAW ENF	216,336.43		216,336.43	216,336.43
66145 JUVENILE JUSTICE REALIGNMENT	8,566,726.97		8,566,726.97	8,566,726.97
66146 CTU AB1628 REALIGNMENT FUND	4,013,175.28		4,013,175.28	4,013,175.28
66149 YOUTHFUL OFFENDER BLOCK	3,965,161.89		3,965,161.89	3,965,161.89
66151 JUV PROBATION CAMP FUNDING	3,739,806.54		3,739,806.54	3,739,806.54
66152 JUVENILE PROBATION ACTIVITIES	2,931,784.63		2,931,784.63	2,931,784.63
66153 PROPOSITION 47 PROGRAM	1,520,953.00		1,520,953.00	1,520,953.00
66159 DA STATE ASSET FORF 15 PERCENT	369.70		369.70	369.70
66175 DA FUNERAL BURIAL EMERGENCY	193,927.44		193,927.44	
66186 J THOMAS SMITH OPERATING	1,619.57		1,619.57	1,586.67
67150 TEETER TAX LOSSES RESERVE	20,920,000.00		20,920,000.00	20,920,000.00
69000 WT CLEARANCE CLEARNG FUND	262,156,853.46	262,156,853.46		262,156,853.46
69002 E-PAYMENT CLEARANCE FUND	1,465.91	1,465.91		1,465.91
69005 EFT CLEARANCE FUND	28,470,211.28	28,470,211.28		28,470,211.28
69200 TEMPORARY TRANSFERS OF FUNDS				(1,265,589.84)
70125 J THOMAS SMITH ENDOWMENT	7,989.17		7,989.17	7,993.35
70150 LOUIS A STELZER TRUST FND	544,138.04		544,138.04	542,185.12
70250 WHITAKER ENDOWMENT FUND	14,216.04		14,216.04	12,628.12
70251 MCCRINK RANCH ENDOWMENT	873,521.47		873,521.47	870,550.39
70275 SIMON ENDOWMENT	144,336.13		144,336.13	143,847.17
71000 A R AB719 PROP TAX ADMIN	179,834.68		179,834.68	179,222.98
71035 HSA EBT CLEARING FUND	3,840,108.23	3,840,108.23		3,840,108.23
71110 AB2994 CHILDRENS TRUST FD	3,524,215.45	1,858,427.00	1,665,788.45	3,524,215.45
72000 PAYROLL REVOLVING COUNTY	701,843.13	(831,762.80)	1,533,605.93	701,843.13
72025 MANAGEMENT BENEFITS	1,650,648.23		1,650,648.23	1,650,648.23
74000 INVESTMENT DEFERED COMP	481,871,053.76	483,993,176.58	(2,122,122.82)	
REPORT TOTAL	28,979,227,657.95	13,673,762,430.64	15,101,458,010.64	16,224,054,585.12

PERIODIC FINANCIAL STATEMENT - SCHEDULE OF REVENUES AND EXPENDITURES BY FUND AND ORGANIZATIONAL UNIT - GL041

Date 12-MAR-2025 11:42:31

COSD  
Current Period FEB-25

Currency USD  
No specific FUND requested

FUND	ORG	REVISED BUDGET	EXPENDITURES	ENCUMBRANCES	EXPENDITURES & ENCUMBRANCES	REMAINING BUDGET	REVENUE
10100 GENERAL FUND	10100 BOARD/SUPERVISORS DIST 1	3,649,196 92	1,780,684 21	11,269 66	1,791,953 87	1,857,243 05	
10100 GENERAL FUND	10200 BOARD/SUPERVISORS DIST 2	3,511,502 43	2,190,386 92	89,890 68	2,280,277 60	1,231,224 83	
10100 GENERAL FUND	10300 BOARD/SUPERVISORS DIST 3	3,816,862 60	2,122,013 12	32,944 60	2,154,957 72	1,661,904 88	
10100 GENERAL FUND	10400 BOARD/SUPERVISORS DIST 4	3,591,248 43	1,802,585 93	22,116 20	1,824,704 13	1,766,544 30	
10100 GENERAL FUND	10500 BOARD/SUPERVISORS DIST 5	3,604,068 09	2,097,858 99	24,872 04	2,122,730 73	1,481,337 36	
10100 GENERAL FUND	10600 BOARD/SUPERVISORS GENERAL	621,525 08	397,865 48	14,563 24	412,428 72	209,096 36	
10100 GENERAL FUND	11150 LEGISLATIVE SERVICES	1,899,819 52	1,141,064 85	72,112 37	1,213,197 22	686,622 30	8,829 50
10100 GENERAL FUND	11160 ASSESSMENT APPEALS	85,000 00	159 21	0 00	159 21	84,840 79	
10100 GENERAL FUND	11165 PUBLIC SERVICES	2,852,815 00	1,522,401 81	23,397 34	1,545,799 15	1,107,015 85	248,449 60
10100 GENERAL FUND	11170 EXECUTIVE OFFICE	1,050,063 90	735,258 85	799 90	736,058 75	314,005 15	1,848 42
10100 GENERAL FUND	11751 EXECUTIVE	3,353,083 52	2,942,085 96	23,000 87	2,965,086 83	387,996 69	232,155 12
10100 GENERAL FUND	11781 STRATEGY AND INTRGOV AFFAIR	0 00	1,947 59	0 00	1,947 59	(1,947 59)	
10100 GENERAL FUND	11791 OFFICE OF ETHICS AND COMPLIAN	2,148,869 13	1,508,208 18	3,780 29	1,511,988 47	636,880 66	
10100 GENERAL FUND	11793 OFFICE OF EQUITY AND RACIAL J	5,175,105 40	3,353,068 76	707,139 69	4,060,208 45	1,114,896 95	315,000 00
10100 GENERAL FUND	11795 OFFICE OF LABOR STANDARDS AND	1,538,790 90	607,540 64	118,055 58	725,596 22	813,194 68	
10100 GENERAL FUND	11797 OFFICE OF EVALUATION, PERFORM	1,557,128 80	3,348,729 42	185,796 74	3,534,526 16	(1,977,397 36)	
10100 GENERAL FUND	11801 CO MEMBERSHIPS AND AUDIT	777,161 50	725,957 24	51,018 25	776,975 49	186 01	
10100 GENERAL FUND	12351 CONTRIBUTION TO COUNTY LIBRAR	15,000 00	0 00	0 00	0 00	15,000 00	
10100 GENERAL FUND	12900 COMMUNITY ENHANCEMENT	6,974,532 00	6,254,244 00	0 00	6,254,244 00	720,288 00	54,942 19
10100 GENERAL FUND	12905 COMMUNITY ENHANCEMENT ARPA	392,725 00	357,725 00	0 00	357,725 00	35,000 00	
10100 GENERAL FUND	14000 PUBLIC SAFETY EXEC OFC	28,339,974 74	7,211,229 78	6,013,947 08	13,225,176 86	15,114,797 88	529,847 84
10100 GENERAL FUND	14001 LAW LIBRARY	1,153 48	72,833 06	8,223 10	78,056 16	(77,902 68)	
10100 GENERAL FUND	14003 OFFICE OF COMMUNITY SAFETY	573,159 00	699,837 38	0 00	699,837 38	(126,678 38)	
10100 GENERAL FUND	14550 LAND USE AND ENV EXEC OFC	26,553,795 50	8,187,150 71	13,835,120 80	22,022,271 61	4,531,523 89	1,839,585 32
10100 GENERAL FUND	14565 SUSTAINABILITY AND ENVIRONMEN	4,305,700 33	1,960,495 24	425,081 83	2,385,576 87	1,920,123 46	59,787 53
10100 GENERAL FUND	15650 NEIGHBORHOOD REINVESTMENT PRO	3,817,332 00	3,604,550 00	0 00	3,604,550 00	12,782 00	31,896 73
10100 GENERAL FUND	15655 NEIGHBORHOOD REINVESTMENT PRO	2,735,682 00	1,381,720 00	0 00	1,381,720 00	1,353,962 00	12,753 72
10100 GENERAL FUND	15660 NEIGHBORHOOD REINVESTMENT PRO	2,103,650 00	1,819,881 39	0 00	1,819,881 39	283,768 61	4,472 42
10100 GENERAL FUND	15665 NEIGHBORHOOD REINVESTMENT PRO	3,943,489 00	3,840,831 00	0 00	3,840,831 00	302,658 00	320 76
10100 GENERAL FUND	15670 NEIGHBORHOOD REINVESTMENT PRO	2,148,508 00	1,671,223 00	0 00	1,671,223 00	477,285 00	12 27
10100 GENERAL FUND	16250 OFFICE OF AUDITS&ADVISORY SVC	4,728,698 83	2,792,754 77	98,041 65	2,890,796 42	1,837,902 41	718,816 27
10100 GENERAL FUND	16265 ADMIN AUDITOR CONTROLLER	1,554,852 00	1,067,224 86	0 00	1,067,224 86	487,627 14	75 00
10100 GENERAL FUND	16270 ADMINISTRATIVE SERVICES	2,795,971 87	2,523,044 87	4,851 31	2,527,896 18	268,075 69	59,564 31
10100 GENERAL FUND	16281 FINANCIAL ACCOUNTING & REPORT	3,358,793 80	1,945,694 47	1,833 40	1,947,527 87	1,411,165 93	277,718 90
10100 GENERAL FUND	16283 PROJECTS REVENUE & GRANTS ACC	3,216,032 78	1,906,429 24	508 66	1,906,937 90	1,309,094 88	720,083 44
10100 GENERAL FUND	16285 ACCOUNTS PAYABLE	2,205,974 13	1,288,782 38	5,266 10	1,304,048 48	901,925 65	793,247 12
10100 GENERAL FUND	16290 CENTRAL PAYROLL ADMINISTRATIO	4,392,274 26	3,051,383 57	19,565 73	3,070,949 30	1,321,324 96	267,322 97
10100 GENERAL FUND	16299 INFORMATION TECH MGMT SVCS	13,743,012 48	4,811,759 50	383 40	4,812,142 90	8,930,869 58	556,456 59
10100 GENERAL FUND	16300 PROPERTY TAX SERVICE	4,374,029 92	2,260,878 17	1,231,389 89	3,492,268 06	881,761 86	1,260,208 37
10100 GENERAL FUND	16355 R&R-ADMINISTRATION	2,144,564 48	1,465,744 29	145,002 26	1,610,746 55	533,817 91	421,054 76
10100 GENERAL FUND	16360 ORR FISCAL OPS	3,852,403 55	2,175,594 89	2,815 41	2,178,410 30	1,673,993 25	
10100 GENERAL FUND	16370 BRANCH OFFICE MAIN	2,425,684 62	1,711,649 67	848 78	1,712,498 45	713,186 17	
10100 GENERAL FUND	16375 BRANCH OFFICE - NORTH	938,637 21	580,749 74	32,211 18	582,960 92	346,876 29	
10100 GENERAL FUND	16385 ENFORCEMENT	0 00	27,842 02	0 00	27,842 02	(27,842 02)	
10100 GENERAL FUND	16390 BRANCH OFFICE - SOUTH	903,447 37	613,594 71	36,871 37	650,466 08	252,981 29	
10100 GENERAL FUND	16395 BRANCH OFFICE - EAST	428,828 04	238,193 42	16,718 69	254,912 31	170,715 73	
10100 GENERAL FUND	16400 BRANCH OFFICE - WEST	767,107 10	497,574 11	6,998 74	504,572 85	262,534 25	
10100 GENERAL FUND	17050 COUNTY COUNSEL	1,016,834 49	252,725 86	582,180 55	834,906 41	181,928 08	12,117,573 07
10100 GENERAL FUND	17055 ADMIN	4,426,420 00	3,049,102 77	0 00	3,049,102 77	1,377,317 23	
10100 GENERAL FUND	17060 LEG ADVISPEC SVCS	14,916,146 00	9,462,830 94	0 00	9,462,830 94	5,453,315 06	
10100 GENERAL FUND	17065 CLAIMS	14,947,536 00	9,861,482 15	0 00	9,861,482 15	5,086,053 85	

PERIODIC FINANCIAL STATEMENT - SCHEDULE OF REVENUES AND EXPENDITURES BY FUND AND ORGANIZATIONAL UNIT - GL041

Date 12-MAR-2025 11 42 31

COSD  
Current Period FEB-25

Currency USD  
No specific FUND requested

FUND	ORG	REVISED BUDGET	EXPENDITURES	ENCUMBRANCES	EXPENDITURES & ENCUMBRANCES	REMAINING BUDGET	REVENUE
10100 GENERAL FUND	17070 W/C	2,153,748.00	1,308,879.29	0.00	1,308,879.29	845,068.71	
10100 GENERAL FUND	17075 JUV DEP	10,628,838.00	6,497,929.07	0.00	6,497,929.07	4,430,908.93	
10100 GENERAL FUND	17080 PUBLIC ADM/PUBLIC GUARDIAN	577,153.00	339,920.30	0.00	339,920.30	237,232.70	
10100 GENERAL FUND	17550 GRAND JURY - CIVIL	639,338.25	351,886.93	120,441.52	472,128.45	167,209.80	
10100 GENERAL FUND	17553 GRAND JURY - CRIMINAL	151,120.00	48,791.49	0.00	48,791.49	102,328.51	
10100 GENERAL FUND	17600 COUNTY COMMUNICATIONS OFFICE	4,318,661.29	2,852,355.27	217,398.76	3,064,752.03	1,253,909.26	
10100 GENERAL FUND	17605 CATV PEG FUND	571,000.00	3,275.44	0.00	3,275.44	567,724.56	
10100 GENERAL FUND	18200 CIVIL SERVICE COMMISSION	681,124.67	429,173.59	1,230.53	430,404.12	250,720.55	37,041.24
10100 GENERAL FUND	18750 ADMINISTRATION	3,121,489.47	2,243,517.38	13,353.03	2,256,870.41	864,619.06	
10100 GENERAL FUND	18751 WORKFORCE INFORMATION NETWORK	3,492,474.71	2,159,483.61	2,481.88	2,161,965.49	1,330,509.22	176,428.61
10100 GENERAL FUND	18755 MEDICAL STANDARDS	3,466,600.89	1,400,865.85	546,421.73	1,849,287.58	1,517,313.11	1,336,050.15
10100 GENERAL FUND	18760 EAP/COUNSELING	362,975.00	220,238.65	275,384.48	495,621.13	(132,646.13)	11,343.51
10100 GENERAL FUND	18763 BACKGROUND INVESTIGATION	341,430.43	333,003.69	47,153.04	380,156.73	(38,726.30)	213,725.73
10100 GENERAL FUND	18765 LOSS PREVENTION	565,390.16	330,862.27	1,682.96	332,545.23	232,844.93	312,634.20
10100 GENERAL FUND	18770 RISK ADMINISTRATION	1,389,205.23	928,024.52	12,434.25	940,458.77	448,746.46	882,536.05
10100 GENERAL FUND	18775 INSURANCE STAFFING	697,687.00	493,530.45	75.00	493,605.45	204,081.55	249,072.93
10100 GENERAL FUND	18780 WORKERS COMPENSATION	7,243,039.93	3,422,869.72	55,579.68	3,478,449.40	3,764,590.53	
10100 GENERAL FUND	18785 UNEMPLOYMENT INSURANCE	145,644.00	104,303.39	0.00	104,303.39	41,340.61	
10100 GENERAL FUND	18805 HUMAN RESOURCES SERVICES	7,054,850.51	4,833,157.07	155,374.32	4,988,531.39	2,066,319.12	228,316.83
10100 GENERAL FUND	18810 LABOR RELATIONS	1,044,781.24	728,297.75	2,875.55	729,173.30	315,607.94	65,788.76
10100 GENERAL FUND	18825 EMPLOYEE BENEFITS	2,778,081.22	1,507,925.35	457,976.21	1,965,901.56	810,159.66	112,805.33
10100 GENERAL FUND	18835 TALENT DEVELOPMENT	2,687,998.81	1,975,161.95	82,584.11	2,057,746.06	630,252.75	119,874.12
10100 GENERAL FUND	18840 INSURANCES	2,962,382.00	2,635,728.07	34,775.00	2,670,503.07	291,878.93	2,061.00
10100 GENERAL FUND	18850 EQUITY, DIVERSITY, AND INCLUS	731,888.89	409,787.69	70,842.39	480,630.08	251,258.81	20,756.13
10100 GENERAL FUND	22692 CONTRIBUTIONS TO COF CAP PROJ	27,408,927.18	4,714,122.07	22,694,805.09	27,408,927.18	0.00	
10100 GENERAL FUND	22694 LEASE PAYMENTS-BONDS	25,857,309.00	24,922,744.19	0.00	24,922,744.19	734,564.81	6,407.16
10100 GENERAL FUND	25650 OFFICE ADMINISTRATION	12,982,834.78	6,290,867.05	265,193.00	6,546,060.05	6,416,754.73	700,412.73
10100 GENERAL FUND	25651 IT/INA	0.00	48,405.26	0.00	48,405.26	(48,405.26)	
10100 GENERAL FUND	25652 IT ISF FUND BALANCE PROJECTS	0.00	4.22	0.00	4.22	(4.22)	
10100 GENERAL FUND	25890 ENTERPRISE PLATFORM SERVICES	0.00	1,320,853.84	0.00	1,320,853.84	(1,320,853.84)	
10100 GENERAL FUND	25881 DOCUMENTUM ENTERPRISE PLATFORM	0.00	1,670,252.89	0.00	1,670,252.89	(1,670,252.89)	
10100 GENERAL FUND	27365 C/F CONTRIB TO FAC MGT	4,805,310.54	2,881,906.69	6,104,893.97	8,105,900.66	(3,300,590.12)	
10100 GENERAL FUND	27370 C/F CONTRIB MAJ MAINTENANCE	38,108.75	0.00	0.00	0.00	38,108.75	
10100 GENERAL FUND	28550 CLERK OPERATIONS	2,022,347.84	1,136,316.68	9,122.69	1,145,439.37	876,908.47	
10100 GENERAL FUND	29650 GENERAL FUND CONTRIBUTION TO	617,718.00	617,718.00	0.00	617,718.00	0.00	
10100 GENERAL FUND	30200 OFFICE OF EMERGENCY SERVICES	26,367,276.75	11,499,318.68	10,119,090.27	21,618,408.95	4,748,867.80	518,303.42
10100 GENERAL FUND	30205 EMERGENCY SERVICES ADMINISTRATION	2,620,773.00	1,750,854.47	0.00	1,750,854.47	869,918.53	178,247.60
10100 GENERAL FUND	30230 COUNTY FIRE OPERATIONS	59,028,705.08	42,040,448.42	1,718,579.54	43,759,027.96	15,269,677.12	1,495,589.57
10100 GENERAL FUND	30231 COUNTY FIRE FACILITIES	2,388,098.80	449,731.39	4,012,345.60	4,462,076.99	(2,073,978.39)	
10100 GENERAL FUND	30232 COUNTY FIRE SERVICE CENTER	1,289,257.02	781,169.56	1,598,050.40	2,379,219.96	(1,089,962.94)	
10100 GENERAL FUND	30233 COUNTY FIRE INFORMATION TECHN	4,753,212.70	2,125,121.37	839,403.90	2,964,525.27	1,788,687.43	28,000.00
10100 GENERAL FUND	30234 COUNTY FIRE VOL RESERVE FIRE	351,073.50	122,355.76	4,075.20	126,430.96	224,642.54	
10100 GENERAL FUND	30235 COUNTY FIRE EMS/PARAMEDICS	40,959.20	611,917.51	100,484.05	712,411.56	(671,452.36)	35,759.97
10100 GENERAL FUND	30236 COUNTY FIRE TRAINING	360,000.00	74,641.44	397.69	75,039.13	284,960.87	125,000.00
10100 GENERAL FUND	30237 COUNTY FIRE FLEET	18,575,815.20	2,206,325.98	11,279,959.10	13,482,285.09	5,093,530.11	
10100 GENERAL FUND	30238 COUNTY FIRE EMERGENCY MEDICAL	10,585,407.67	5,222,433.10	288,106.95	5,508,540.05	5,076,867.62	2,211,640.53
10100 GENERAL FUND	30240 COUNTY FIRE COMMUNITY RISK RE	11,523,724.50	4,778,951.14	1,419,668.82	6,198,619.96	5,325,104.54	569,774.58
10100 GENERAL FUND	30750 TAX COLLECTOR-SECURED	0.00	0.00	0.00	0.00	0.00	569,569,101.88
10100 GENERAL FUND	30755 TAX COLLECTOR-UNSECURED	0.00	0.00	0.00	0.00	0.00	47,908,876.18
10100 GENERAL FUND	30760 REDEMPTIONS	0.00	0.00	0.00	0.00	0.00	(51,022.86)
10100 GENERAL FUND	30765 AUDITOR AND CONTROLLER	0.00	0.00	0.00	0.00	0.00	430,021,430.17

PERIODIC FINANCIAL STATEMENT - SCHEDULE OF REVENUES AND EXPENDITURES BY FUND AND ORGANIZATIONAL UNIT - GL041

Date 12-MAR-2025 11 42 31

COSD  
Current Period FEB-25

Currency USD  
No specific FUND requested

FUND	ORG	REVISED BUDGET	EXPENDITURES	ENCUMBRANCES	EXPENDITURES & ENCUMBRANCES	REMAINING BUDGET	REVENUE
10100 GENERAL FUND	30770 RECORDER	0.00	0.00	0.00	0.00	0.00	14,516,888.23
10100 GENERAL FUND	30775 TREASURER	0.00	0.00	0.00	0.00	0.00	25,371,008.51
10100 GENERAL FUND	30790 OTHER DEPARTMENTS	0.00	0.00	0.00	0.00	0.00	1,648,670.76
10100 GENERAL FUND	30805 NORTH CO MUNI COURT	0.00	0.00	0.00	0.00	0.00	117,838.10
10100 GENERAL FUND	30810 SOUTH BAY MUNI COURT	0.00	0.00	0.00	0.00	0.00	212,840.21
10100 GENERAL FUND	30820 SHERIFF	0.00	0.00	0.00	0.00	0.00	95,735.57
10100 GENERAL FUND	30825 PROBATION	0.00	0.00	0.00	0.00	0.00	15,174.90
10100 GENERAL FUND	31565 GENERAL/MISC EXPENSES	270,770,263.42	36,266,897.73	178,357,472.70	212,824,370.43	58,145,912.99	1,507,441.51
10100 GENERAL FUND	31575 CO-WIDE EXP GENERAL FD ADJ	26,000,488.12	13,134,206.54	12,760,298.79	25,864,595.33	105,872.79	8,460,724.42
10100 GENERAL FUND	31580 CONTRIBUTION TO IT ISF	14,204,308.80	8,095,886.95	2,449.26	8,098,338.21	6,105,972.59	
10100 GENERAL FUND	31590 SMALL BUSINESS STIMULUS - GRA	1,391,178.79	9,750.00	0.00	9,750.00	1,381,428.79	122,637.54
10100 GENERAL FUND	32150 FINANCIAL SYSTEMS SUPPORT ADM	9,817,833.25	6,283,187.19	1,103,863.10	7,387,050.29	2,430,782.96	537,737.44
10100 GENERAL FUND	32152 FINANCIAL SYSTEMS SUPPORT	22,314,942.59	8,519,193.87	10,308,397.86	18,827,591.73	3,487,350.86	
10100 GENERAL FUND	32154 CAC MAINTENANCE OPERATIONS	9,499,776.85	5,598,378.81	1,462,925.68	7,059,304.49	2,440,472.46	426,811.21
10100 GENERAL FUND	32158 CAC MAJOR MAINTENANCE	1,860,888.06	179,529.80	1,811,354.31	1,990,883.91	(129,995.85)	
10100 GENERAL FUND	32158 OFFICE OF FINANCIAL PLANNING	10,908,995.66	3,499,106.59	28,696.86	3,527,803.45	7,379,192.21	1,270,976.52
10100 GENERAL FUND	32159 INTEGRATED PROPERTY TAX SYSTE	1,156,000.00	710,341.35	0.00	710,341.35	439,658.65	
10100 GENERAL FUND	32160 REDISTRICTING	352,888.25	57,006.17	0.00	57,006.17	295,882.08	
10100 GENERAL FUND	32162 EDGA ADMINISTRATION	3,208,805.70	1,891,505.95	676,105.06	2,687,611.01	541,194.69	250,000.00
10100 GENERAL FUND	32164 ECONOMIC DEVELOPMENT & PROSPE	874,759.00	483,424.00	0.00	483,424.00	491,335.00	9,273.39
10100 GENERAL FUND	32166 GRANTS OFFICE	1,012,779.00	607,750.84	0.00	607,750.84	405,028.16	(24,871.32)
10100 GENERAL FUND	33250 EXECUTIVE OFFICE	3,260,085.32	1,328,570.38	27,736.23	1,356,306.61	1,903,778.71	
10100 GENERAL FUND	33252 FINANCE	3,977,379.85	2,540,771.68	11,653.15	2,552,424.81	1,424,955.04	
10100 GENERAL FUND	33254 HUMAN RESOURCES	1,678,779.20	1,008,818.67	818.03	1,009,736.70	667,042.50	
10100 GENERAL FUND	33257 SYSTEMS	1,884,733.00	1,497,141.72	0.00	1,497,141.72	367,591.28	
10100 GENERAL FUND	33274 ASSESSOR ADMINISTRATION	1,361,123.00	1,818,715.72	2,233.86	1,820,949.58	(459,846.58)	
10100 GENERAL FUND	33276 ASSESSMENT SERVICES	12,734,290.75	8,527,048.48	1,588,910.93	10,115,959.41	2,618,333.34	491,780.16
10100 GENERAL FUND	33277 BUSINESS	8,855,630.23	5,112,447.49	8,056.19	5,120,503.68	3,735,126.55	
10100 GENERAL FUND	33278 MAPPING	3,595,833.42	2,055,716.60	97,233.78	2,152,950.36	1,352,883.06	
10100 GENERAL FUND	33279 REALTY	29,028,210.95	11,867,564.18	65,591.28	11,733,155.47	17,295,055.48	4,985,300.02
10100 GENERAL FUND	33281 AUDITS	0.00	429,963.87	0.00	429,963.87	(429,963.87)	
10100 GENERAL FUND	33282 COMMERCIAL	0.00	635,697.51	241,600.00	897,497.51	(897,497.51)	
10100 GENERAL FUND	33283 RESIDENTIAL	0.00	983,693.48	78,688.97	1,062,382.45	(1,062,382.45)	74,816.74
10100 GENERAL FUND	33284 ASSESSOR SYSTEM	0.00	164,813.10	0.00	164,813.10	(164,813.10)	
10100 GENERAL FUND	33290 MICROGRAPHS TRUST	1,182,620.36	132,413.87	289,708.68	422,122.35	760,498.01	215,845.59
10100 GENERAL FUND	33291 BUILDING HOMES AND JOBS TRUST	0.00	0.00	0.00	0.00	0.00	878,667.57
10100 GENERAL FUND	33296 MODERNIZATION TRUST	8,154,652.18	724,294.01	295,455.29	1,019,749.30	5,134,902.88	370,657.04
10100 GENERAL FUND	33297 E-RECORDING TRUST	907,438.44	262,832.94	0.00	262,832.94	644,605.50	41,804.64
10100 GENERAL FUND	33299 SHN TRUNCATION TRUST	335,827.07	10,581.79	25,568.86	35,950.65	299,876.42	351,319.45
10100 GENERAL FUND	33299 REC VITAL HEALTH STATS TRUST	1,472,684.00	0.00	0.00	0.00	1,472,684.00	
10100 GENERAL FUND	33309 RECORDER-COUNTY CLERK ADMINIS	2,632,480.29	1,496,226.45	4,465.55	1,500,692.00	1,131,788.29	
10100 GENERAL FUND	33310 RECORDER	12,701,764.31	8,595,133.70	197,888.22	6,793,021.92	5,908,742.39	5,605,335.35
10100 GENERAL FUND	33311 CLERK	4,527,140.69	2,577,687.45	4,989.20	2,582,676.50	1,944,464.19	3,919,664.08
10100 GENERAL FUND	33313 ARCHIVES	634,771.65	446,964.27	2,089.20	449,053.47	185,718.18	
10100 GENERAL FUND	34050 ADMIN TREAS-TAX COLLECTOR	4,412,755.19	2,941,866.75	32,697.09	2,974,563.84	1,438,191.35	
10100 GENERAL FUND	34070 DEFERRED COMPENSATION	806,288.83	489,379.54	1,043.22	490,422.76	315,866.07	338,361.15
10100 GENERAL FUND	34080 TREASURY	6,230,064.77	3,210,908.97	397,466.32	3,608,375.29	2,621,689.48	4,417,963.67
10100 GENERAL FUND	34085 TAX COLLECTION	16,108,901.90	10,664,875.93	1,292,024.82	11,956,900.75	4,152,001.15	3,011,871.96
10100 GENERAL FUND	35450 TRIAL COURT ADMINSTRATN	87,954,011.00	35,733,111.66	0.00	35,733,111.66	52,220,899.34	1,762,576.64
10100 GENERAL FUND	35455 EL CAJON MUNI COURT	0.00	0.00	0.00	0.00	0.00	1,055,843.83
10100 GENERAL FUND	35460 NORTH COUNTY MUNI COURT	0.00	0.00	0.00	0.00	0.00	1,582,259.69

PERIODIC FINANCIAL STATEMENT - SCHEDULE OF REVENUES AND EXPENDITURES BY FUND AND ORGANIZATIONAL UNIT - GL041

Date: 12-MAR-2025 11:42:31

COSD  
Current Period: FEB-25

Currency: USD  
No specific FUND requested

FUND	ORG	REVISED BUDGET	EXPENDITURES	ENCUMBRANCES	EXPENDITURES & ENCUMBRANCES	REMAINING BUDGET	REVENUE
10100 GENERAL FUND	35485 SOUTH BAY MUNI COURT	0 00	0 00	0 00	0 00	0 00	561,840 01
10100 GENERAL FUND	35470 SAN DIEGO MUNI COURT	0 00	0 00	0 00	0 00	0 00	1,417,212 34
10100 GENERAL FUND	37400 ADMIN DISTRICT ATTORNEY	14,302,169 81	9,493,980 34	32,099 74	9,526,080 08	4,776,089 73	60,326 74
10100 GENERAL FUND	37405 JUVENILE - GENERAL	13,501,014 34	7,017,455 06	748,061 91	7,765,536 97	5,735,477 37	1,858,780 66
10100 GENERAL FUND	37410 DRUG ENFORCEMENT GRANT	87,852 00	0 00	0 00	0 00	87,852 00	
10100 GENERAL FUND	37415 SUPERIOR COURT	18,012,112 59	11,402,373 26	22,515 37	11,424,888 63	6,587,223 96	4,560,703 23
10100 GENERAL FUND	37417 TRAINING DIVISION	761,980 00	463,330 89	0 00	463,330 89	298,655 11	
10100 GENERAL FUND	37420 CENTRAL PRE-TRIAL	85,400 00	658 89	0 00	658 89	84,741 11	9,316 40
10100 GENERAL FUND	37422 COLLABORATIVE COURTS	5,097,440 00	3,054,513 09	214 42	3,054,727 51	2,042,712 49	2,902,871 85
10100 GENERAL FUND	37423 CARE CENTER	741,315 00	724,284 64	77,992 22	802,276 86	(60,961 86)	
10100 GENERAL FUND	37433 ISSUING/ EXTRADITION	7,941,834 00	5,270,351 84	0 00	5,270,351 84	2,671,482 16	641,312 04
10100 GENERAL FUND	37435 EXTRADITION	0 00	195,320 75	0 00	195,320 75	(195,320 75)	40,123 84
10100 GENERAL FUND	37440 APPELLATE	6,654,693 89	4,363,147 59	71,712 84	4,434,860 43	2,219,833 46	1,590,954 67
10100 GENERAL FUND	37445 BUREAU OF INVESTIGATION	48,822,980 67	31,718,238 64	102,628 98	31,820,867 62	17,002,113 25	5,258,129 32
10100 GENERAL FUND	37450 CENTRAL SUPPORT	22,752,558 64	6,864,450 10	1,475,187 37	8,339,637 47	14,412,921 17	7,254,259 29
10100 GENERAL FUND	37455 TECH INVESTIGATIONS DIV	0 00	401,231 93	0 00	401,231 93	(401,231 93)	156,839 25
10100 GENERAL FUND	37457 VICTIM SERVICES	9,675,803 78	3,161,938 52	2,265,374 81	5,427,313 33	4,248,490 43	4,294,708 16
10100 GENERAL FUND	37458 NCFJC-NORTH COUNTY FAMILY JUS	8,270,510 39	8,024,003 64	227,219 71	8,251,223 35	(1,980,712 96)	1,306,993 78
10100 GENERAL FUND	37459 SCFJC-SOUTH COUNTY FAMILY JUS	19,629,494 75	12,816,494 59	1,457,380 13	14,273,874 72	5,355,620 03	2,388,302 74
10100 GENERAL FUND	37460 EAST COUNTY BRANCH	15,957,597 83	9,988,823 79	1,026,055 79	10,724,879 58	5,227,718 05	1,835,307 20
10100 GENERAL FUND	37485 NORTH COUNTY BRANCH	15,927,020 00	8,879,626 34	31,034 28	9,010,660 62	6,818,359 38	2,170,776 02
10100 GENERAL FUND	37470 SOUTH BAY BRANCH	13,171,054 00	8,323,385 08	342,802 19	8,666,187 27	4,504,866 73	1,188,639 06
10100 GENERAL FUND	37475 INFO TECHNOLOGIES DIV	15,775,363 56	7,583,000 22	2,979,804 25	10,562,804 47	5,212,559 09	2,303,652 84
10100 GENERAL FUND	37485 ECONOMIC CRIMES - FRAUD	8,734,537 98	5,808,754 00	10,317 44	5,819,071 44	2,915,466 54	1,015,395 10
10100 GENERAL FUND	37490 SPECIAL OPERATIONS	5,200,670 22	3,973,128 66	227,117 62	4,200,246 28	1,000,423 94	1,225,356 85
10100 GENERAL FUND	37491 COLD HOMICIDE TEAM	63,472 00	564 86	0 00	564 86	62,907 14	
10100 GENERAL FUND	37495 VICTIM/WITNESS ASSISTANCE	128,701 16	23,526 12	280,100 05	303,626 17	(174,925 01)	57,338 02
10100 GENERAL FUND	37500 CAREER CRIMINAL PROGRAM	0 00	2,861 92	0 00	2,861 92	(2,861 92)	
10100 GENERAL FUND	37505 NARCOTIC PROSECUTION UNIT	5,641,054 00	2,968,659 59	2,429 38	2,971,088 97	2,669,985 03	944,564 58
10100 GENERAL FUND	37510 GANG PROSECUTION UNIT	11,466,376 00	7,399,923 08	10,751 48	7,410,674 56	4,055,701 44	1,190,362 36
10100 GENERAL FUND	37515 FAMILY PROTECTION UNIT	18,955,676 92	11,797,267 72	29,601 01	11,826,868 73	7,128,808 19	4,150,570 24
10100 GENERAL FUND	37518 SEXUAL ASSAULT	5,609,916 00	3,283,450 43	5,797 00	3,289,247 43	2,320,668 57	952,019 49
10100 GENERAL FUND	37520 AUTO THEFT TASK FORCE	1,838,039 01	417,425 15	1,438,170 17	1,855,595 32	(17,556 31)	
10100 GENERAL FUND	37521 INSURANCE FRAUD	8,120,445 00	4,868,553 63	0 00	4,868,553 63	3,251,891 37	
10100 GENERAL FUND	37525 AUTO INSURANCE FRAUD UNIT	93,278 00	124,950 08	193,897 50	318,847 58	(225,669 58)	
10100 GENERAL FUND	37528 DISABILITY & HEALTHCARE INS F	17,542 00	27,430 88	0 00	27,430 88	(9,888 88)	
10100 GENERAL FUND	37529 LIFE & ANNUITY CONSUMER PROT	26,208 00	24,723 48	0 00	24,723 48	1,484 52	
10100 GENERAL FUND	37530 WORKERS COMP INSUR FRAUD	560,893 00	493,244 20	502,479 00	995,723 20	(414,730 20)	
10100 GENERAL FUND	37535 REAL ESTATE FRAUD UNIT	0 00	10,713 64	0 00	10,713 64	(10,713 64)	
10100 GENERAL FUND	37536 CHILD ABDUCTION	41,241 00	17,957 84	0 00	17,957 84	23,283 06	80 00
10100 GENERAL FUND	37537 URBAN GRANT UNIT	52,799 00	260,166 24	193,997 50	454,163 74	(401,364 74)	(27,400 00)
10100 GENERAL FUND	37538 HIGH TECH CRIME UNIT	604,223 76	157,518 80	1,593,301 65	1,750,820 45	(1,146,596 69)	1,628,532 26
10100 GENERAL FUND	37602 PRODUCTION OPERATIONS	47,786,684 72	28,589,927 47	1,917,248 21	30,507,175 68	17,279,509 04	27,909,018 42
10100 GENERAL FUND	37803 EARLY INTERVENTION	0 00	294 16	0 00	294 16	(294 16)	
10100 GENERAL FUND	37804 LEGAL DIVISION	7,252,837 00	4,715,115 89	0 00	4,715,115 89	2,537,721 11	
10100 GENERAL FUND	37808 BUREAU OF PUBLIC ASSISTANCE I	0 00	912,036 46	990,060 30	1,902,096 76	(1,902,096 76)	14,049 20
10100 GENERAL FUND	37818 ADMINISTRATIVE SERVICES	483,705 00	224,948 76	0 00	224,948 76	258,756 24	
10100 GENERAL FUND	37824 RECURRING MNTENANCE AND OPS	1,949,272 00	1,930,508 93	0 00	1,930,508 93	18,763 07	508,371 41
10100 GENERAL FUND	37826 SPECIAL PROJECTS	0 00	0 00	0 00	0 00	0 00	299,306 99
10100 GENERAL FUND	38200 ADMINISTRATION	19,821,630 46	7,707,929 28	859,368 70	8,567,295 98	11,254,334 48	578,500 79
10100 GENERAL FUND	38260 OFFICE OF ASSIGNED COUNSEL	14,710,498 01	5,971,753 18	3,299,276 88	9,271,030 06	5,439,465 95	

PERIODIC FINANCIAL STATEMENT - SCHEDULE OF REVENUES AND EXPENDITURES BY FUND AND ORGANIZATIONAL UNIT - GL041

Date: 12-MAR-2025 11:42:31

COSD  
Current Period FEB-25

Currency USD  
No specific FUND requested

FUND	ORG	REVISED BUDGET	EXPENDITURES	ENCUMBRANCES	EXPENDITURES & ENCUMBRANCES	REMAINING BUDGET	REVENUE
10100 GENERAL FUND	38270 PRIMARY PUBLIC DEFENDER	475,517.00	2,547,344.63	1,109,688.19	3,657,032.82	(3,181,515.82)	
10100 GENERAL FUND	38272 PD CRIMINAL	82,123,745.34	57,764,730.21	119,499.83	57,884,230.04	24,339,515.30	343,878.00
10100 GENERAL FUND	38274 PD JUV DELINQUENCY	5,450,702.58	3,632,786.67	178,401.24	4,011,188.11	1,439,514.47	106,341.88
10100 GENERAL FUND	38278 PD MENTAL HEALTH	2,335,853.69	1,846,144.48	1,604.71	1,847,749.19	487,704.50	
10100 GENERAL FUND	38278 PD SVP	1,132,549.07	627,394.83	1,042.27	628,437.10	504,121.97	
10100 GENERAL FUND	38292 ALTERNATE PUBLIC DEFENDER	937,219.00	1,011,843.91	201,842.90	1,213,686.81	(276,467.81)	
10100 GENERAL FUND	38294 APD CRIMINAL	11,841,333.10	7,864,909.71	26,786.50	7,891,696.21	3,949,636.89	
10100 GENERAL FUND	38298 APD JUV DELINQUENCY	668,013.18	867,923.57	1,545.29	869,468.86	(201,456.68)	60.00
10100 GENERAL FUND	38298 APD SVP	0.00	9,494.49	0.00	9,494.49	(9,494.49)	
10100 GENERAL FUND	38312 MULTIPLE CONFLICTS OFFICE	3,051,497.55	1,937,467.82	48,304.17	1,985,771.99	1,065,725.56	
10100 GENERAL FUND	39400 OFFICE OF THE SHERIFF	4,041,876.00	2,468,950.31	0.00	2,468,950.31	1,572,925.69	325,033.86
10100 GENERAL FUND	39403 DIVISION OF INSPECTORAL SVCS	2,732,063.75	1,816,542.30	0.00	1,816,542.30	915,521.45	14,340.85
10100 GENERAL FUND	39405 MEDIA RELATIONS	1,333,670.85	832,503.79	88.31	832,592.10	501,080.85	2,048.86
10100 GENERAL FUND	39415 LEGAL AFFAIRS	1,587,500.33	808,130.40	0.00	808,130.40	779,369.93	41,533.83
10100 GENERAL FUND	39420 LEGISLATIVE AFFAIRS	308,492.00	204,880.70	0.00	204,880.70	103,611.30	
10100 GENERAL FUND	39430 COURT SERVICES - CHULA VISTA	6,826,056.66	4,199,583.66	0.00	4,199,583.66	2,626,473.00	53,265.74
10100 GENERAL FUND	39435 COURT SVCS - VISTA	11,746,356.07	8,351,280.13	0.00	8,351,280.13	3,395,076.74	88,044.61
10100 GENERAL FUND	39438 RECORDS DIVISION	8,514,638.88	5,788,524.00	128,567.51	5,917,091.51	2,597,547.37	129,608.98
10100 GENERAL FUND	39439 SDCPH SECURITY	(208,175.00)	39,459.31	0.00	39,459.31	(247,634.31)	6,146.01
10100 GENERAL FUND	39441 COURT SERVICES - EL CAJON	7,684,835.00	5,478,208.04	2,889.81	5,481,097.85	2,163,937.15	65,557.75
10100 GENERAL FUND	39442 COURT SERVICES - KEARNY MESA	2,424,488.00	1,437,020.09	0.00	1,437,020.09	987,467.91	18,438.03
10100 GENERAL FUND	39443 COURT SERVICES - JUVENILE	3,760,286.36	2,443,508.44	0.00	2,443,508.44	1,316,777.92	30,730.04
10100 GENERAL FUND	39444 CIVIL UNIT	4,378,405.00	2,366,633.32	11,795.69	2,378,429.01	1,999,975.99	909,966.55
10100 GENERAL FUND	39446 COURT SERVICES - SD FIELD	9,891,614.00	6,717,315.22	0.00	6,717,315.22	3,174,298.78	1,224,302.37
10100 GENERAL FUND	39447 COURT SERVICES - CAC SECURITY	4,584,036.00	3,219,188.80	0.00	3,219,188.80	1,364,847.20	182,885.04
10100 GENERAL FUND	39451 COURT SERVICES - SAN DIEGO	28,408,686.00	19,188,837.07	5,295.65	19,204,132.72	9,202,553.28	309,655.71
10100 GENERAL FUND	39452 COURT SERVICES - COMMAND	1,869,213.00	909,313.48	0.00	909,313.48	959,899.52	18,399,105.79
10100 GENERAL FUND	39465 MANAGEMENT SVCS COMMAND	17,197,211.88	784,766.18	15,077,439.50	15,862,205.68	1,335,006.20	
10100 GENERAL FUND	39474 GRANTS UNIT	1,731,715.71	1,018,926.14	209.76	1,019,135.90	712,579.81	
10100 GENERAL FUND	39475 BUDGET AND REVENUE MANAGEMENT	1,475,399.00	890,293.62	1,303.94	891,597.56	583,801.44	
10100 GENERAL FUND	39476 FROZEN POSITIONS	(185,806.00)	0.00	0.00	0.00	(185,806.00)	
10100 GENERAL FUND	39485 FINANCIAL SERVICES	3,850,845.88	2,183,110.87	286,065.26	2,469,176.13	1,381,669.75	38,990.53
10100 GENERAL FUND	39490 DATA SERVICES DIVISION	16,374,524.06	10,984,077.93	7,269.06	10,991,346.99	5,403,177.07	115,921.58
10100 GENERAL FUND	39495 CONTRACTS MGT PROCUREMENT	2,204,051.00	1,392,873.34	185,873.96	1,578,747.30	625,303.70	268,432.28
10100 GENERAL FUND	39496 WIRELESS SERVICES DIVISION	11,079,527.01	6,247,709.34	908,469.37	7,156,178.71	3,923,348.30	681,601.33
10100 GENERAL FUND	39497 REGIONAL COMMUNICATION SYSTEM	8,753,219.79	3,768,863.74	2,588,782.04	6,357,645.78	2,395,574.01	6,672,394.56
10100 GENERAL FUND	39505 STANDARD TRAINING CORRECT	1,456,792.00	878,141.07	2.24	878,143.31	578,648.69	10,243.18
10100 GENERAL FUND	39508 DET/CTSVC ACADEMY	2,568,882.00	1,788,682.13	0.00	1,788,682.13	800,199.87	10,243.18
10100 GENERAL FUND	39509 LAW ENFORCEMENT ACADEMY	3,759,171.00	2,428,550.11	0.00	2,428,550.11	1,330,620.89	6,146.01
10100 GENERAL FUND	39510 PERSONNEL	10,835,670.70	8,238,461.54	481,320.24	8,719,781.78	2,115,888.92	38,679.85
10100 GENERAL FUND	39512 PAYROLL	2,062,435.47	1,383,943.16	8.47	1,383,951.63	678,483.84	
10100 GENERAL FUND	39514 WELLNESS UNIT	1,617,422.00	942,497.18	0.00	942,497.18	674,924.82	10,243.18
10100 GENERAL FUND	39515 HUMAN RESOURCES COMMAND	2,534,027.00	1,581,287.55	36,102.16	1,617,389.71	916,637.29	4,067.17
10100 GENERAL FUND	39520 TRAINING	5,418,149.50	3,679,168.95	5,370.34	3,684,539.29	1,733,610.21	197,453.24
10100 GENERAL FUND	39525 MIRAMAR RANGE	7,039,119.37	3,462,645.45	1,403,458.13	4,866,103.58	2,173,015.79	387,086.08
10100 GENERAL FUND	39526 EAST MESA RANGE	71,365.00	27,455.17	4,935.00	32,390.17	38,974.83	109,125.00
10100 GENERAL FUND	39530 INTERNAL AFFAIRS	2,985,176.60	1,840,991.00	63,508.60	2,004,499.60	980,677.00	16,369.70
10100 GENERAL FUND	39535 RISK MANAGEMENT UNIT	1,474,260.00	964,041.64	0.00	964,041.64	510,218.36	
10100 GENERAL FUND	39540 PROFESSIONAL STAFF TRNG	380,493.38	239,801.61	189.63	239,991.24	140,702.12	
10100 GENERAL FUND	39541 PEER SUPPORT TEAM	15,939.00	10,619.56	0.00	10,619.56	5,319.44	
10100 GENERAL FUND	39542 VIDEO PRODUCTION UNIT	184,277.00	103,146.44	0.00	103,146.44	81,130.56	



PERIODIC FINANCIAL STATEMENT - SCHEDULE OF REVENUES AND EXPENDITURES BY FUND AND ORGANIZATIONAL UNIT - GL041

Date 12-MAR-2025 11:42:31

COSO  
Current Period FEB-25

Currency USD  
No specific FUND requested

FUND	ORG	REVISED BUDGET	EXPENDITURES	ENCUMBRANCES	EXPENDITURES & ENCUMBRANCES	REMAINING BUDGET	REVENUE
10100 GENERAL FUND	39545 VOLUNTEER SERVICES	832,970.82	385,161.30	121,742.69	506,903.99	326,066.83	2,048.86
10100 GENERAL FUND	39550 VALLEY CENTER SUBSTATION	9,256,742.28	6,053,070.54	0.00	6,053,070.54	3,203,671.74	1,063,610.38
10100 GENERAL FUND	39552 SHERIFFS HONOR GUARD	90,558.00	37,003.63	0.00	37,003.63	53,554.37	
10100 GENERAL FUND	39555 SAN MARCOS STATION	25,305,144.00	17,349,816.11	0.00	17,349,816.11	7,955,327.89	14,252,977.21
10100 GENERAL FUND	39560 VISTA PATROL STATION	25,408,315.60	16,659,679.33	5.39	16,659,684.72	8,748,630.88	17,064,036.79
10100 GENERAL FUND	39565 NORTH COASTAL SHERIFF'S STATION	26,550,122.51	18,264,429.19	25,206.04	18,289,635.23	8,260,487.28	19,526,328.93
10100 GENERAL FUND	39570 FALLBROOK SUBSTATION	9,721,101.00	6,379,794.96	59.27	6,379,854.23	3,341,246.77	68,072.79
10100 GENERAL FUND	39575 INFORMATION-LED POLICING (COP)	179,374.00	0.00	0.00	0.00	179,374.00	99,011.05
10100 GENERAL FUND	39577 HOMELESS ASSISTANCE RESOURCE	2,562,879.00	1,647,289.21	0.00	1,647,289.21	915,589.79	18,438.03
10100 GENERAL FUND	39580 RESERVES COORDINATION	806,945.64	662,926.86	22,879.96	685,806.82	121,139.02	2,048.86
10100 GENERAL FUND	39585 CRIME PREVENTION COORDINATOR	1,954,002.00	1,107,749.32	0.00	1,107,749.32	846,252.68	
10100 GENERAL FUND	39590 CRIMINAL INTELLIGENCE DETAIL	5,976,645.01	4,106,190.10	8,462.65	4,114,652.75	1,861,972.26	2,226,968.38
10100 GENERAL FUND	39591 TERRORISM EARLY WARNING UNIT	3,236,186.51	2,125,726.12	487,769.89	2,613,495.81	622,690.70	322,282.45
10100 GENERAL FUND	39592 BORDER CRIME SUPPRESSION TEAM	3,340,787.00	2,355,897.16	0.00	2,355,897.16	984,889.84	1,297,787.84
10100 GENERAL FUND	39593 THREAT ASSESSMENT GROUP	1,763,049.00	1,254,394.10	0.00	1,254,394.10	508,654.90	573,209.83
10100 GENERAL FUND	39595 NARCOTICS TASK FORCE	4,075,053.00	2,995,714.76	0.00	2,995,714.76	1,079,338.24	2,561,369.76
10100 GENERAL FUND	39600 CRISIS NEGOTIATING TEAM	58,991.00	72,665.38	0.00	72,665.38	(14,574.38)	
10100 GENERAL FUND	39605 LICENSE	2,151,394.00	1,745,011.29	0.00	1,745,011.29	406,382.71	685,552.33
10100 GENERAL FUND	39610 STREET NARC/GANG/JUDGE	1,301,737.05	752,991.77	206.05	753,197.82	548,539.23	579,722.32
10100 GENERAL FUND	39611 EAST CNTY GANG TASK FORCE	3,709,527.00	2,535,692.09	0.00	2,535,692.09	1,173,834.91	1,352,574.92
10100 GENERAL FUND	39613 SAN DIEGO HUMAN TRAFFICKING T	1,063,621.00	786,314.72	0.00	786,314.72	297,306.28	408,927.61
10100 GENERAL FUND	39614 MARIJUANA ENFORCEMENT TEAM	1,401,439.88	1,053,284.01	0.00	1,053,284.01	348,155.87	10,243.18
10100 GENERAL FUND	39615 REGIONAL AUTO THEFT TF	658,478.00	541,537.86	0.00	541,537.86	116,940.14	55,356.92
10100 GENERAL FUND	39620 NO CNTY GANG TASK FORCE	1,730,294.00	1,107,403.32	0.00	1,107,403.32	622,890.68	701,291.02
10100 GENERAL FUND	39630 TRAFFIC COORDINATOR	548,767.00	309,903.59	0.00	309,903.59	238,863.41	32,570.05
10100 GENERAL FUND	39633 SPECIAL EVENTS UNIT	(10,807.00)	1,972.67	0.00	1,972.67	(12,779.67)	
10100 GENERAL FUND	39635 HIDTA COORDINATION	1,899,057.64	1,234,823.50	0.00	1,234,823.50	664,234.14	12,262.02
10100 GENERAL FUND	39640 ARSON	2,840,534.29	1,961,293.72	6,931.89	1,968,225.61	672,308.68	1,306,336.48
10100 GENERAL FUND	39645 FAMILY PROTECTION DETAIL	9,405,270.00	6,182,436.61	2,358.40	6,184,795.01	3,220,474.99	3,396,002.96
10100 GENERAL FUND	39650 FRAUD-ELDER-CATCH/CENTRAL OPS	4,205,268.00	2,613,748.59	0.00	2,613,748.59	1,591,519.41	1,542,086.45
10100 GENERAL FUND	39655 EMERGENCY PLANNING DETAIL	2,580,393.30	4,113,227.53	226,807.97	4,340,035.50	(1,759,642.20)	837,983.59
10100 GENERAL FUND	39656 HOMELAND SECURITY GRANTS	9,037,905.16	2,398,445.50	4,763,381.57	7,161,827.07	1,876,078.09	806,590.41
10100 GENERAL FUND	39657 OPERATION STONEGARDEN GRANT	17,374,533.98	6,308,389.72	7,880,545.68	14,188,935.40	3,185,598.58	2,944,278.00
10100 GENERAL FUND	39660 EVIDENCE/STORAGE	3,456,198.06	2,088,203.64	5,341.20	2,093,544.84	1,362,653.22	688,263.09
10100 GENERAL FUND	39665 SEXUAL ASSAULT & DOMESTIC VIO	1,436,709.00	911,069.12	71.12	911,140.24	525,568.76	6,194.88
10100 GENERAL FUND	39670 HOMICIDE	8,535,092.96	5,909,935.80	59.96	5,909,995.76	2,625,097.20	1,024,122.15
10100 GENERAL FUND	39675 COMMUNICATIONS	21,419,383.27	13,780,199.62	2,917.40	13,783,117.02	7,636,276.25	255,165.01
10100 GENERAL FUND	39676 FUGITIVE TASK FORCE	1,672,143.00	1,193,039.54	2,155.00	1,195,194.54	476,948.46	743,833.42
10100 GENERAL FUND	39680 CRIME LAB	18,489,314.75	10,840,278.76	1,100,205.52	11,940,484.28	4,548,830.47	6,767,231.47
10100 GENERAL FUND	39685 ASTREA	7,654,368.42	4,811,243.39	758,819.21	5,570,062.60	2,084,305.82	2,741,079.62
10100 GENERAL FUND	39686 ASTREA FIRE LIFE SAFETY HELIC	3,404,515.28	1,788,625.81	122,845.84	1,910,871.65	1,493,643.63	1,763,984.40
10100 GENERAL FUND	39690 SPECIAL ENFORCEMENT DETAIL	6,048,130.18	4,448,617.30	34,673.82	4,483,291.12	1,564,839.06	2,511,893.85
10100 GENERAL FUND	39695 CANINE TEAM	948,655.09	691,308.14	0.00	691,308.14	257,346.95	6,148.01
10100 GENERAL FUND	39700 SEARCH AND RESCUE	411,393.90	275,631.82	0.00	275,631.82	135,762.08	166,472.02
10100 GENERAL FUND	39710 CAL-IDLIES	8,745,409.59	3,353,781.39	1,289,310.62	4,643,092.21	4,102,317.38	1,627,920.44
10100 GENERAL FUND	39717 NETRIMS	(18,117.00)	10,346.11	0.00	10,346.11	(26,463.11)	4,097.17
10100 GENERAL FUND	39720 OFF ROAD ENFORCEMENT	42,779.96	15,847.04	0.00	15,847.04	26,932.92	55,000.00
10100 GENERAL FUND	39724 PUBLIC RECORDS ACT UNIT	1,409,012.00	954,697.74	0.00	954,697.74	454,314.26	
10100 GENERAL FUND	39730 CONTRACT CITIES-REVENUE	685,041.25	384,006.60	146,181.06	530,187.66	154,853.59	
10100 GENERAL FUND	39735 SHERIFF'S ANALYSIS GROUP (CRI	6,585,013.00	4,138,666.21	0.00	4,138,666.21	2,446,346.79	292,137.47
10100 GENERAL FUND	39740 SANTEE PATROL STATION	15,270,461.00	9,688,239.83	4,506.40	9,692,746.23	5,577,714.77	10,363,963.36

PERIODIC FINANCIAL STATEMENT - SCHEDULE OF REVENUES AND EXPENDITURES BY FUND AND ORGANIZATIONAL UNIT - GL041

Date 12-MAR-2025 11:42:31

COSO  
Current Period FEB-25

Currency USD  
No specific FUND requested

FUND	ORG	REVISED BUDGET	EXPENDITURES	ENCUMBRANCES	EXPENDITURES & ENCUMBRANCES	REMAINING BUDGET	REVENUE
10100 GENERAL FUND	39741 LAKESIDE SUBSTATION	12,518,989.00	7,817,373.77	6,008.53	7,823,382.30	4,695,586.70	314,768.18
10100 GENERAL FUND	39745 POWAY PATROL STATION	12,913,280.30	6,681,074.29	0.00	6,681,074.29	4,232,206.01	6,111,788.01
10100 GENERAL FUND	39748 AS RANCH SUBSTATION	3,948,989.00	2,818,420.24	0.00	2,818,420.24	1,130,568.76	28,881.72
10100 GENERAL FUND	39750 LEMON GROVE STATION	5,831,484.00	3,904,731.90	0.00	3,904,731.90	1,726,732.10	4,180,850.04
10100 GENERAL FUND	39752 GROSSMONT CUYAMACA	1,118,768.00	364,536.62	0.00	364,536.62	754,231.18	402,004.77
10100 GENERAL FUND	39753 RANCHO SAN DIEGO STATION	21,568,442.00	14,004,561.23	5,499.05	14,010,060.28	7,558,381.72	481,700.51
10100 GENERAL FUND	39755 ALPINE SUBSTATION	7,878,769.00	5,481,965.83	0.00	5,481,965.83	2,396,803.17	175,388.00
10100 GENERAL FUND	39760 RAMONA SUBSTATION	7,383,156.77	4,866,195.92	722.68	4,866,918.60	2,518,240.17	59,233.41
10100 GENERAL FUND	39765 IMPERIAL BEACH STATION	10,850,463.61	7,177,836.24	0.00	7,177,836.24	3,672,627.37	5,152,918.94
10100 GENERAL FUND	39768 NON-HS GRANTS & REVENUE	6,547,491.00	1,938,616.33	603,641.72	2,542,258.05	4,005,232.95	1,135,686.49
10100 GENERAL FUND	39769 RESPECT PROGRAM	1,242,888.98	794,310.74	177,372.00	971,682.74	271,206.24	292,433.59
10100 GENERAL FUND	39770 RURAL ENFORCEMENT	11,654,830.00	8,649,289.37	0.00	8,649,289.37	3,005,540.63	71,703.76
10100 GENERAL FUND	39774 VIDEO ANALYSIS UNIT (BWC)	737,571.49	337,284.32	188.66	337,472.98	400,118.51	6,194.86
10100 GENERAL FUND	39775 LAW ENFORCEMENT COMMAND	2,830,298.00	1,657,952.42	39,652.50	1,697,604.92	1,132,693.08	878,685.87
10100 GENERAL FUND	39780 EAST MESA DET FACILITY	7,676,565.00	3,482,488.25	268.84	3,482,757.09	4,213,787.91	4,979,809.80
10100 GENERAL FUND	39795 REENTRY SERVICES	6,098,244.40	3,650,530.68	536,014.31	4,186,544.99	1,911,699.41	496,847.10
10100 GENERAL FUND	39800 FOOD SERVICES	20,962,331.58	18,483,197.87	2,838,745.96	19,319,943.83	7,642,387.75	3,275,187.38
10100 GENERAL FUND	39805 REENTRY SERVICES COUNSELING	25,248,344.77	8,535,767.45	3,180,018.68	11,733,786.13	13,514,558.64	1,947,872.25
10100 GENERAL FUND	39809 AB108 EAST MESA REENTRY FACIL	18,975,435.46	11,847,084.44	0.04	11,847,084.48	7,128,350.98	4,263,133.77
10100 GENERAL FUND	39810 BAILEY DETENTION FACILITY	38,538,892.82	26,915,387.90	11,143.52	26,926,531.42	11,610,361.20	16,112,399.07
10100 GENERAL FUND	39811 COUNTY PAROLE AND ALTERNATE C	5,890,353.85	2,842,247.64	752,875.41	3,694,923.05	2,195,430.80	826,523.38
10100 GENERAL FUND	39812 DETENTION TRAINING UNIT	3,616,505.86	2,360,428.66	0.00	2,360,428.66	1,256,077.20	438,158.65
10100 GENERAL FUND	39815 SAN DIEGO CENTRAL JAIL	44,411,794.89	33,186,225.16	5,652.00	33,191,877.16	11,219,917.73	17,800,284.13
10100 GENERAL FUND	39825 SO BAY DETENTION FACILITY	13,568,129.10	9,839,493.26	0.00	9,839,493.26	3,728,635.84	6,126,427.17
10100 GENERAL FUND	39830 LAS COLINAS DETENTION & REENT	47,826,277.63	31,799,873.62	11,387.60	31,811,261.22	16,015,016.41	20,183,745.38
10100 GENERAL FUND	39832 ROCK MOUNTAIN DETENTION FACIL	15,549,822.80	6,082,028.38	16,655.11	6,098,683.49	9,450,939.31	4,871,464.30
10100 GENERAL FUND	39835 VISTA DETENTION FACILITY	30,161,520.49	22,495,387.78	18,879.79	22,514,267.57	7,847,261.92	12,655,177.24
10100 GENERAL FUND	39840 HOSPITAL GUARD UNIT	5,732,232.00	4,658,953.86	0.00	4,658,953.86	1,073,278.14	49,168.59
10100 GENERAL FUND	39843 SHERIFFS PRETRIAL UNIT	2,602,404.00	1,600,530.17	0.00	1,600,530.17	1,001,873.83	523,224.29
10100 GENERAL FUND	39845 JAIL POPULATION MGMT	7,281,821.00	4,920,211.91	0.00	4,920,211.91	2,361,609.09	927,603.37
10100 GENERAL FUND	39847 STEPPING UP	1,808,750.00	1,040,740.22	0.00	1,040,740.22	768,009.78	287,721.47
10100 GENERAL FUND	39850 JIMS PROJECT	1,085,455.15	401,088.19	22,384.14	423,472.33	661,982.82	4,097.17
10100 GENERAL FUND	39854 ADA COORDINATION UNIT	1,369,334.00	896,700.62	0.00	896,700.62	472,633.38	8,194.86
10100 GENERAL FUND	39855 DETENTION SVCS COMMAND	4,708,372.93	2,684,623.19	973,223.26	3,657,846.47	1,048,526.46	422,144.38
10100 GENERAL FUND	39865 DETENTIONS PROCESSING DIVISIO	27,450,798.16	18,352,977.20	9,987.00	18,362,964.20	11,087,853.96	3,550,774.74
10100 GENERAL FUND	39870 MEDICAL SERVICES	145,698,577.76	103,577,471.29	34,723,233.35	138,300,704.64	7,587,873.12	16,040,048.49
10100 GENERAL FUND	39875 SHERIFFS TRANSPORTATION UNIT	14,796,823.00	10,660,319.30	0.00	10,660,319.30	4,139,503.70	1,968,287.44
10100 GENERAL FUND	39877 DETENTION INVESTIGATIONS UNIT	6,040,872.75	4,355,727.11	0.00	4,355,727.11	1,685,145.64	45,070.89
10100 GENERAL FUND	39882 SHERIFF FLEET	48,082,037.24	14,466,871.15	43,787.39	14,510,658.54	31,551,386.70	3,631,621.96
10100 GENERAL FUND	39883 IT OUTSOURCING	48,879,443.87	25,244,561.36	20,228,195.85	45,472,757.01	1,406,686.86	6,380,246.12
10100 GENERAL FUND	39884 FACILITIES ISF	174,731,718.92	48,032,210.43	118,823,168.14	167,855,378.57	6,876,338.35	13,795,688.72
10100 GENERAL FUND	39885 PUB LIAB/PSTG/PURCH/DOCSVC/ISF	43,613,966.00	32,820,248.12	0.00	32,820,248.12	10,793,719.88	
10100 GENERAL FUND	41905 ADMINISTRATIVE SERVICES	19,766,828.42	14,684,479.89	3,301,204.83	17,985,684.72	1,780,943.70	2,260,949.06
10100 GENERAL FUND	41906 PROFESSIONAL STANDARDS	0.00	1,559.58	0.00	1,559.58	(1,559.58)	
10100 GENERAL FUND	41908 TRAINING	0.00	480.22	0.00	480.22	(480.22)	
10100 GENERAL FUND	41909 PROFESSIONAL STANDARDS	7,818,007.17	6,054,491.72	370,041.41	6,433,533.13	1,384,474.04	1,840,593.28
10100 GENERAL FUND	41927 AFS SOUTH REGION	0.00	289.22	0.00	289.22	(289.22)	
10100 GENERAL FUND	42013 WORK PROJECTS	2,883,286.00	1,324,949.47	1,551,713.00	2,876,662.47	6,603.53	1,253,213.74
10100 GENERAL FUND	42014 WORK FURLOUGH	2,193,876.00	1,204,803.88	665,560.42	1,870,364.30	323,511.70	164,198.35
10100 GENERAL FUND	42018 INVESTIGATIONS	26,447,839.53	12,254,748.32	858.53	12,255,606.85	8,192,232.68	1,718,998.99
10100 GENERAL FUND	42017 FORMAL SUPERVISION	17,620,737.33	8,769,885.37	1,949,634.65	10,739,520.02	6,881,217.11	1,864,959.29

PERIODIC FINANCIAL STATEMENT - SCHEDULE OF REVENUES AND EXPENDITURES BY FUND AND ORGANIZATIONAL UNIT - GL041

Date: 12-MAR-2025 11:42:31

COSD  
Current Period: FEB-25

Currency: USD  
No specific FUND requested

FUND	ORG	REVISED BUDGET	EXPENDITURES	ENCUMBRANCES	EXPENDITURES & ENCUMBRANCES	REMAINING BUDGET	REVENUE
10100 GENERAL FUND	42018 POST RELEASE COMMUNITY SUPV	16,166,992.85	4,357,819.72	4,044,767.33	8,402,587.05	9,764,405.80	8,496,721.05
10100 GENERAL FUND	42019 MANDATORY SUPERVISION	6,184,228.52	2,638,443.29	52,956.72	2,691,400.01	3,492,828.51	2,285,583.40
10100 GENERAL FUND	42021 COLLABORATIVE COURTS & SPECIA	8,551,575.18	4,814,708.15	97,090.58	4,911,798.73	3,579,776.45	1,216,412.06
10100 GENERAL FUND	42023 COLLABORATIVE REENTRY SERVICE	19,750,182.74	3,663,050.60	1,020,398.16	4,683,448.76	15,066,733.98	2,272,777.58
10100 GENERAL FUND	42024 PRETRIAL SERVICES	36,159,346.82	2,669,501.74	224,900.21	2,894,401.95	35,264,944.87	221,826.08
10100 GENERAL FUND	42026 AFS ADMINISTRATION	49,370.74	1,019.47	15,396.93	16,416.40	32,954.34	
10100 GENERAL FUND	42027 TRAINING AND PROF STDS - ADUL	462.50	1,260.95	462.50	1,723.45	(1,260.95)	
10100 GENERAL FUND	42028 ADULT OPERATION SUPPORT	11,430,358.35	5,650,523.99	1,406,109.61	7,056,633.60	4,373,724.75	1,893,677.73
10100 GENERAL FUND	42054 YOUTH TRANSITION CAMPUS	44,132,571.63	25,585,618.08	1,291,091.87	26,886,709.95	17,245,861.68	4,062,605.92
10100 GENERAL FUND	42055 GIRLS REHABILITATION	0.00	2,156.20	0.00	2,156.20	(2,156.20)	
10100 GENERAL FUND	42058 DETENTION SPECIAL PROJECTS	3,758,180.32	2,861,119.16	927,061.16	3,788,180.32	0.00	
10100 GENERAL FUND	42070 KEARNY MESA JUVENILE DETENTIO	0.00	404.18	0.00	404.18	(404.18)	
10100 GENERAL FUND	42071 EAST MESA JUV DETENTN FAC	344,868.49	12,794.31	1,711,788.06	1,724,582.37	(1,379,723.88)	
10100 GENERAL FUND	42074 DETENTION OPERATION SUPPORT	12,802,082.58	11,887,145.11	9,359,823.65	21,248,968.76	(8,344,886.18)	499,932.60
10100 GENERAL FUND	42076 KEARNY MESA YOUTH DETENTION F	893,630.00	7,615,219.31	34,497.62	7,649,716.93	(6,756,086.93)	1,151.69
10100 GENERAL FUND	42077 EAST MESA YOUTH DETENTION FAC	67,069,333.30	33,652,952.52	18,466,263.88	52,119,216.40	15,670,116.90	10,133,670.66
10100 GENERAL FUND	42078 DETENTION ADMINISTRATION	0.01	0.00	0.00	0.00	0.01	29,228,113.10
10100 GENERAL FUND	42081 JFS NORTH REGION	0.00	646.46	0.00	646.46	(646.46)	
10100 GENERAL FUND	42084 JFS CENTRAL REGION INVESTIGAT	0.00	344.86	0.00	344.86	(344.86)	
10100 GENERAL FUND	42086 JFS CENTRAL REGION SUPERVISIO	0.00	898.81	0.00	898.81	(898.81)	
10100 GENERAL FUND	42087 JFS ADMINISTRATION	15,417.29	0.01	0.00	0.01	15,417.28	
10100 GENERAL FUND	42088 YOUTH OPERATION SUPPORT	6,633,242.73	2,587,323.47	1,111,415.18	3,698,738.63	2,934,504.10	602,506.76
10100 GENERAL FUND	42091 TRAINING AND PROF STDS - YOUT	462.70	0.00	462.50	462.50	0.20	
10100 GENERAL FUND	42092 DIVERSION-INVESTIGATIONS	8,282,645.15	4,123,038.80	404,514.68	4,527,553.48	3,755,091.69	638,063.89
10100 GENERAL FUND	42093 YOUTH SUPERVISION	25,943,983.37	12,619,668.49	8,645,772.48	21,265,440.97	4,678,542.40	5,402,271.89
10100 GENERAL FUND	42180 PLACEMENT	11,742,375.18	7,071,011.30	268,805.42	7,339,816.72	4,402,558.46	4,695,102.75
10100 GENERAL FUND	44400 ENVIRONMENTAL HEALTH AND QUAL	10,965,453.98	6,790,663.71	59,843.55	6,850,707.26	4,134,746.72	1,390,395.01
10100 GENERAL FUND	44500 COMMUNITY HLTH DIVISION	2,387,014.30	1,515,703.23	48,776.39	1,564,479.62	822,534.68	1,097,265.96
10100 GENERAL FUND	44600 VECTOR CTRL PROG	14,722,860.17	6,163,824.35	2,036,301.46	8,199,925.81	6,522,934.36	5,327,228.38
10100 GENERAL FUND	44700 FOOD AND HOUSING DIV	17,194,658.27	9,500,678.82	59,158.72	9,559,837.54	6,634,820.73	12,837,610.80
10100 GENERAL FUND	44800 HAZARDOUS MATERIALS DIV	18,278,123.80	9,231,501.48	75,942.08	9,307,443.56	8,971,680.24	10,246,768.83
10100 GENERAL FUND	44900 LAND AND WATER QLTY DIV	9,932,866.35	4,852,044.40	387,728.87	5,039,773.27	4,892,893.08	3,803,952.99
10100 GENERAL FUND	44950 AGENCY EXECUTIVE OFFICE	5,594,912.00	3,820,424.65	1,200.46	3,821,625.11	1,773,286.89	(404.85)
10100 GENERAL FUND	44952 AGENCY COMPLIANCE OFFICE	3,978,535.25	2,000,670.94	1,755.25	2,002,426.19	1,977,109.06	(2,326.00)
10100 GENERAL FUND	44960 AGENCY-WIDE FINANCES	22,137,498.90	32,142,867.17	697,822.71	32,750,689.88	(10,613,190.98)	(99,851,153.79)
10100 GENERAL FUND	44961 OFFICE MEDIA & PUB AFFAIRS	0.00	76.58	0.00	76.58	(76.58)	
10100 GENERAL FUND	44962 OFFICE OF GOVERNMENT AND PUBL	0.00	101.08	0.00	101.08	(101.08)	
10100 GENERAL FUND	44966 MAA TCM	2,121,803.50	948,108.50	318,162.01	1,266,270.59	855,532.91	1,313,739.64
10100 GENERAL FUND	44967 HEALTH HOUSING AND HUMAN SERV	0.00	35,320.32	0.00	35,320.32	(35,320.32)	2,951.56
10100 GENERAL FUND	44968 OFFICE OF STRATEGY AND INNOVA	11,848,768.11	8,496,690.59	970,376.07	7,467,086.66	4,381,701.45	393,059.51
10100 GENERAL FUND	44970 AGENCY CONTRACT SUPPORT	5,226,634.53	3,150,351.44	96,540.34	3,246,891.78	1,979,742.75	(1,103.00)
10100 GENERAL FUND	44980 FISCAL SERVICES	18,341,910.94	15,720,168.98	186,782.76	15,906,949.74	2,434,961.20	615,541.43
10100 GENERAL FUND	44985 BUDGET OFFICE	14,777,881.00	11,155,875.38	0.00	11,155,875.38	3,622,005.62	1,231,106.96
10100 GENERAL FUND	44990 FINANCIAL SVCS DIV ADMIN	1,182,567.00	719,952.34	0.00	719,952.34	462,614.66	125,765.61
10100 GENERAL FUND	45005 FACILITIES MANAGEMENT	36,472,769.96	12,932,489.71	24,420,373.84	37,352,863.55	(880,093.59)	(32,300.04)
10100 GENERAL FUND	45010 RECORD SERVICES	4,481,232.37	2,871,461.86	50,666.34	2,922,328.20	1,558,904.17	
10100 GENERAL FUND	45025 PERSONNELPAYROLL	14,227,821.50	9,369,780.97	203,204.45	9,572,985.42	4,654,836.08	(7,606.00)
10100 GENERAL FUND	45030 TRAINING	3,205,003.00	1,413,165.05	510,083.46	1,923,248.51	1,281,754.49	
10100 GENERAL FUND	45045 INFORMATION TECHNOLOGY	6,258,176.00	3,789,380.30	0.00	3,789,380.30	2,468,795.70	
10100 GENERAL FUND	45047 AGENCY-WIDE INFORMATION TECHNO	45,984,619.00	18,614,914.59	815,858.00	18,630,772.59	29,354,146.41	
10100 GENERAL FUND	45055 HEALTH OFFICE ADMIN	22,781,669.70	10,277,580.35	2,878,389.80	13,155,970.25	9,625,699.45	(547,477.56)

PERIODIC FINANCIAL STATEMENT - SCHEDULE OF REVENUES AND EXPENDITURES BY FUND AND ORGANIZATIONAL UNIT - GL041

Date 12-MAR-2025 11:42:31

COSD  
Current Period FEB-25

Currency USD  
No specific FUND requested

FUND	ORG	REVISED BUDGET	EXPENDITURES	ENCUMBRANCES	EXPENDITURES & ENCUMBRANCES	REMAINING BUDGET	REVENUE
10100 GENERAL FUND	45056 HHSA BIO-TERRORISM	8,605,435.78	3,654,996.98	832,293.63	4,487,290.61	4,118,145.17	(18,569,480.95)
10100 GENERAL FUND	45062 IMMUNIZATIONS	18,413,916.80	8,148,608.06	904,185.59	9,052,793.65	10,361,117.15	(3,188,902.71)
10100 GENERAL FUND	45064 STD CONTROL	7,704,263.62	4,151,541.64	603,848.21	4,755,389.85	2,948,873.97	91,800.30
10100 GENERAL FUND	45066 TB CONTROL	17,254,632.30	10,544,380.44	878,060.78	11,422,441.22	5,832,191.08	1,098,184.14
10100 GENERAL FUND	45068 MED AND QUAL ASSUR-CONTRACT	111,875.00	0.00	111,000.00	111,000.00	875.00	875.00
10100 GENERAL FUND	45075 PUBLIC HEALTH LAB	49,515,425.44	12,751,987.33	4,746,292.34	17,498,279.67	32,017,145.77	156,243,422.11
10100 GENERAL FUND	45080 EPIDEMIOLOGY	26,199,156.18	14,749,949.74	1,524,580.82	16,274,530.56	9,924,645.62	816,238.99
10100 GENERAL FUND	45085 VITAL RECORDS	3,200,196.12	1,712,154.31	54,557.27	1,766,711.58	1,433,484.54	2,350,994.76
10100 GENERAL FUND	45090 OFF OF AIDS COORDINATION	24,311,359.49	11,551,564.89	8,323,947.65	19,875,512.54	4,435,846.95	4,757,302.52
10100 GENERAL FUND	45098 MATERNAL CHILD AND FAMILY HS	30,628,468.74	14,010,655.00	3,020,036.92	17,030,691.92	13,597,776.82	3,432,383.07
10100 GENERAL FUND	45099 CA CHILDRENS SERVICES	30,819,194.00	16,951,679.98	186,775.79	17,138,455.77	13,700,738.23	3,973,847.32
10100 GENERAL FUND	45100 PERFORMANCE MGMT AND BORDER H	416,380.00	252,930.74	3,141.91	256,072.65	160,307.35	51,645.67
10100 GENERAL FUND	45165 CHILD WELFARE SVCS	0.00	5,292.59	0.00	5,292.59	(5,292.59)	0.00
10100 GENERAL FUND	45280 EDGEWOOD	60,948,314.18	36,934,254.60	3,214,749.83	40,149,004.43	20,797,309.75	19,615,823.81
10100 GENERAL FUND	45281 SAN DIEGO COUNTY PSYCHIATRIC	65,438,183.06	41,217,398.49	39,571,255.68	80,788,652.17	(15,350,469.11)	(11,750,393.91)
10100 GENERAL FUND	45289 BEHAVIORAL HLTH SVCS ADM	193,005,168.64	43,631,548.99	6,687,394.91	50,318,943.90	52,686,222.74	5,801.49
10100 GENERAL FUND	45290 MENTAL HEALTH ADMINISTRATION	663,231,474.92	286,455,680.55	394,879,104.75	681,334,785.30	(28,103,310.38)	(9,123,168.11)
10100 GENERAL FUND	45291 ADULT CASE MANAGEMENT	7,858,591.00	4,603,342.52	178,273.31	4,781,615.83	3,076,975.17	129,975.00
10100 GENERAL FUND	45292 ADULT CENTRAL (SOUTHEAST) CL	4,058,237.41	2,170,390.02	307,041.91	2,477,431.93	1,580,805.48	0.00
10100 GENERAL FUND	45293 ADULT EAST CLINIC	4,341,789.00	3,036,196.13	327,314.34	3,363,510.47	978,278.53	0.00
10100 GENERAL FUND	45294 ADULT FORENSICS	908,305.67	2,256,465.69	4,162.66	2,260,628.35	(1,352,322.70)	0.00
10100 GENERAL FUND	45295 ADULT NORTH CENTRAL CLINIC	6,243,652.88	3,535,368.28	286,520.70	3,821,888.99	2,421,763.89	0.00
10100 GENERAL FUND	45301 JUVENILE FORENSICS	9,397,427.11	3,513,643.16	45,218.48	3,558,861.64	5,838,565.47	407,240.00
10100 GENERAL FUND	45302 PHARMACY	4,897.00	0.00	0.00	0.00	4,897.00	0.00
10100 GENERAL FUND	45305 ALCOHOL & DRUG SVCS	262,192,766.11	128,164,151.81	207,673,492.34	335,837,643.95	(73,644,875.84)	43,594,665.56
10100 GENERAL FUND	45308 CARE COORDINATION	2,042,817.00	1,097,284.60	0.00	1,097,284.60	945,532.40	0.00
10100 GENERAL FUND	45307 PUBLIC CONSERVATOR	5,257,290.68	3,544,955.05	119,187.01	3,664,142.06	1,593,148.62	0.00
10100 GENERAL FUND	45308 CARE ACT	14,837,841.29	6,336,843.24	8,758,521.83	15,095,365.07	(257,523.78)	(1,496,513.00)
10100 GENERAL FUND	45705 NORTH CENTRAL REGION ADMIN	0.00	(0.01)	0.00	(0.01)	0.01	0.00
10100 GENERAL FUND	45905 WELFARE TO WORK	0.00	311.07	0.00	311.07	(311.07)	311.07
10100 GENERAL FUND	45980 CHILD WELFARE SVCS	0.00	475.94	0.00	475.94	(475.94)	0.00
10100 GENERAL FUND	46045 PUB HLTH SVCS S REGION	0.00	91.48	0.00	91.48	(91.48)	0.00
10100 GENERAL FUND	46055 CHILD WELFARE SVCS	3,306.30	0.00	0.00	0.00	3,306.30	0.00
10100 GENERAL FUND	46065 AIS ADMINISTRATION	6,708,747.03	3,143,869.30	55,971.53	3,199,840.83	3,508,906.20	363,881.59
10100 GENERAL FUND	46070 GRANT/CONTRACT ADMIN	7,886,148.00	3,710,359.14	1,014,697.11	4,725,056.25	2,963,091.75	2,802,340.41
10100 GENERAL FUND	46075 OMBUDSMAN	2,348,384.00	1,397,821.43	52,134.86	1,449,956.31	898,427.69	977,150.34
10100 GENERAL FUND	46080 NUTRITION	18,169,823.84	9,458,980.95	3,775,181.08	13,234,162.01	4,935,661.83	5,269,824.28
10100 GENERAL FUND	46085 ADULT PROTECTIVE SVCS(GF)	35,300,137.33	20,298,659.53	1,568,384.04	21,867,043.57	13,433,093.76	(355,400.00)
10100 GENERAL FUND	46095 OTHERS(GENERAL FUND)	400,184.00	74,740.82	185,871.67	260,612.49	139,571.51	0.00
10100 GENERAL FUND	46100 MULTI-PURP SR SVCS PROG	3,687,793.00	2,276,384.77	353,070.54	2,629,455.31	1,058,337.69	879,134.04
10100 GENERAL FUND	46110 INFORMATION AND ASSISTANCE	860,721.00	504,571.20	13,275.82	517,847.02	342,873.98	387,887.00
10100 GENERAL FUND	46120 CASE MGMT	1,159,904.28	679,554.04	141,003.76	820,559.80	339,344.48	558,774.00
10100 GENERAL FUND	46125 LINKAGES	757,610.00	511,792.61	5,138.20	516,930.81	240,681.19	541,521.73
10100 GENERAL FUND	46130 LONG TERM CARE INTEGRATION	4,232,175.00	1,442,150.84	73,030.42	1,515,181.26	2,716,993.74	449,614.88
10100 GENERAL FUND	46140 PREVENTIVE HEALTH (TITLE III)	2,263,717.87	1,502,499.99	847,206.60	2,349,706.59	(85,988.72)	1,190,647.00
10100 GENERAL FUND	46145 RESPITE CARE REGISTRY	903,640.00	538,787.18	218,178.14	756,965.30	146,674.70	477,489.00
10100 GENERAL FUND	46155 RETIRED SR VOLUNTEER PROG	338,885.00	230,038.33	2,483.12	232,521.45	106,363.55	74,487.00
10100 GENERAL FUND	46170 IN HOME SUPPORT SVCS	161,051,349.32	105,044,579.97	1,568,823.45	106,613,403.42	54,077,945.90	(1,051,526.00)
10100 GENERAL FUND	46180 MENTAL HEALTH SENIOR TEAM	212,934.00	7,061.32	1,700.00	8,761.32	204,172.68	0.00
10100 GENERAL FUND	46187 CAREGIVER	2,507,142.00	1,792,832.69	935,597.03	2,728,429.72	(221,287.72)	1,345,270.86
10100 GENERAL FUND	46191 IHSS PUBLIC AUTHORITY	50,923,327.00	48,987,848.29	1,300,979.05	51,374,827.34	(451,500.34)	15,199,403.69

PERIODIC FINANCIAL STATEMENT - SCHEDULE OF REVENUES AND EXPENDITURES BY FUND AND ORGANIZATIONAL UNIT - GL041

Date 12-MAR-2025 11:42:31

CSOB  
Current Period FEB-25

Currency USD  
No specific FUND requested

FUND	ORG	REVISED BUDGET	EXPENDITURES	ENCUMBRANCES	EXPENDITURES & ENCUMBRANCES	REMAINING BUDGET	REVENUE
10100 GENERAL FUND	46194 PUBLIC ADMINISTRATOR	3,592,321.74	2,661,261.55	147,883.01	2,809,144.56	783,177.18	718,818.60
10100 GENERAL FUND	46195 PUBLIC GUARDIAN	2,806,986.52	2,212,722.25	97,988.16	2,310,710.41	496,276.11	149,509.45
10100 GENERAL FUND	46200 CFWB ADMINISTRATION	81,320,843.05	51,553,136.78	29,990,951.67	81,544,090.45	(223,247.40)	(346,511.08)
10100 GENERAL FUND	46201 CCWS FOSTER CARE HOME LICENS	0.00	225.78	0.00	225.78	(225.78)	
10100 GENERAL FUND	46202 CFWB ADOPTIONS	12,005,934.34	8,533,302.53	729,207.57	9,262,510.10	2,743,424.24	(25,246.20)
10100 GENERAL FUND	46203 CCWS INDEPENDENT LIVING SKILL	4,896.35	(12,547.82)	222,072.89	209,525.07	(204,628.72)	(13,724.00)
10100 GENERAL FUND	46204 CFWB POLINSKY CHILDRENS CENTE	28,883,824.58	18,271,183.96	4,705,683.94	20,977,067.90	7,906,756.66	(201,581.25)
10100 GENERAL FUND	46205 CFWB SAN PASQUAL FACILITY	2,923,039.22	2,009,886.97	443,219.47	2,453,086.44	469,952.78	248,610.14
10100 GENERAL FUND	46206 CFWB SAN PASQUAL OPERATIONS	28,658,957.36	(3,571,124.09)	957,289.34	(2,613,824.75)	31,273,782.11	21,164.16
10100 GENERAL FUND	46207 CCWS HOTLINE	11,838.00	13,556.88	0.00	13,556.88	(1,718.88)	(19,371.00)
10100 GENERAL FUND	46209 CWS RESIDENTIAL SERVICES	235,513.01	44,252.79	477,878.31	522,131.10	(286,618.09)	(84,055.00)
10100 GENERAL FUND	46210 CFWB CHILD AND FAMILY STRENGT	1,719,776.00	1,808,257.41	1,224,915.96	3,033,173.37	(1,313,397.37)	250,035.96
10100 GENERAL FUND	46211 CFWB WRAP PROGRAM	8,876,780.00	2,355,264.35	3,461,977.62	5,817,241.97	3,059,538.03	2,126,280.00
10100 GENERAL FUND	46212 RESOURCE FAMILY APPROVAL	47,887.56	210,285.85	150,173.83	360,459.68	(312,572.12)	(8,616.00)
10100 GENERAL FUND	46213 CFWB ELIGIBILITY	6,568,803.28	3,825,481.84	61,327.02	3,886,788.86	2,681,814.42	(141,572.00)
10100 GENERAL FUND	46214 CFWB ASSISTANCE PAYMENTS	159,060,231.72	165,872,659.77	2,325,908.44	168,198,468.21	(59,861,763.51)	26,117,179.78
10100 GENERAL FUND	46230 FRC ESCONDIDO	0.00	459.18	0.00	459.18	(459.18)	
10100 GENERAL FUND	46310 CFWB CENTRAL REGION	2,320,287.14	1,011,571.44	57,872.43	1,069,443.87	1,250,843.27	
10100 GENERAL FUND	46311 CFWB EAST REGION	3,072,825.61	1,508,843.07	393,062.40	1,902,905.47	1,169,920.14	
10100 GENERAL FUND	46312 CFWB NORTH CENTRAL REGION	1,225,478.28	621,737.71	44,207.51	665,945.22	559,533.06	
10100 GENERAL FUND	46313 CFWB NORTH COASTAL REGION	2,811,587.18	1,459,463.52	417,097.60	1,876,561.12	935,026.06	
10100 GENERAL FUND	46314 CFWB NORTH INLAND REGION	3,188,383.23	1,829,633.63	328,545.42	2,158,179.05	1,030,204.18	(759.22)
10100 GENERAL FUND	46315 CFWB SOUTH REGION	3,710,311.79	2,126,079.83	810,452.40	2,736,532.31	973,779.48	
10100 GENERAL FUND	46316 FOSTER & ADOPTIVE RESOURCE FA	15,931.31	1,904.26	0.00	1,904.26	14,027.05	
10100 GENERAL FUND	46317 FIRST FIVE	2,615,036.00	1,824,084.53	0.00	1,824,084.53	990,951.47	1,652,902.02
10100 GENERAL FUND	46318 CFWB CHILD AND FAMILY STRENGT	770,634.00	1,079,414.27	2,637.52	1,082,051.79	(311,417.79)	
10100 GENERAL FUND	46319 CFWB EMERGENCY RESPONSE	35,593,197.00	27,541,400.24	113,329.58	27,654,729.82	7,938,467.18	
10100 GENERAL FUND	46320 CFWB PLACEMENT	7,799,184.00	9,130,131.51	37,931.47	9,168,062.98	(1,368,898.98)	
10100 GENERAL FUND	46321 CFWB ONGOING SERVICES	31,600,352.00	20,880,343.11	35,924.21	20,716,267.32	10,884,084.68	
10100 GENERAL FUND	46322 CFWB TRAINING	16,811,821.00	10,545,999.79	71,115.90	10,617,115.59	6,194,705.41	
10100 GENERAL FUND	46323 CFWB SPECIALTY PROGRAMS	33,770,856.00	21,678,446.13	9,010,579.34	30,689,025.47	3,081,830.53	
10100 GENERAL FUND	46324 CFWB SUPPORTIVE SERVICES	24,136,531.00	9,052,076.29	57,549.16	9,109,625.45	15,026,905.55	
10100 GENERAL FUND	46410 MEDICAL CARE SERVICES ADMINIS	0.00	0.00	0.00	0.00	0.00	(76,806.35)
10100 GENERAL FUND	46414 MEDICAL CARE SERVICES ADMIN	17,894,318.15	4,755,156.40	602,624.63	5,357,781.03	12,536,537.12	8,059,251.32
10100 GENERAL FUND	46415 NURSING	33,225,632.54	20,032,534.82	1,751,659.31	21,784,194.13	11,441,438.41	2,475,801.36
10100 GENERAL FUND	46416 MCSD PHARMACY	8,433,415.00	6,201,847.71	858,028.95	7,059,876.66	1,373,538.34	203,255.30
10100 GENERAL FUND	46417 SDAIM	4,799,530.84	1,976,799.54	464,270.16	2,441,069.70	2,358,460.94	1,378,139.74
10100 GENERAL FUND	46433 ELIGIBILITY OPERATIONS ADMINI	0.00	763.40	0.00	763.40	(763.40)	
10100 GENERAL FUND	46433 PROGRAM INTEGRITY	0.00	(10.69)	0.00	(10.69)	10.69	
10100 GENERAL FUND	46435 ASSISTANCE PAYMENTS	0.00	(1,000.00)	0.00	(1,000.00)	1,000.00	
10100 GENERAL FUND	46440 HEALTH CARE POLICY ADMINISTRA	5,372,457.00	1,888,844.15	3,581,230.74	5,468,074.89	(95,617.89)	1,184,898.98
10100 GENERAL FUND	46441 REGIONAL SELF SUFFICIENCY STA	52,180,435.24	19,349,502.32	7,283,898.35	26,633,400.67	25,547,034.57	(10,593,449.43)
10100 GENERAL FUND	46442 FRC METRO	4,808,830.00	2,666,687.02	0.00	2,666,687.02	2,142,142.98	
10100 GENERAL FUND	46443 FRC MILLS	12,518,034.00	8,287,950.85	0.00	8,287,950.85	4,230,083.15	
10100 GENERAL FUND	46444 FRC NORTHEAST	14,508,850.00	9,750,501.23	0.00	9,750,501.23	4,758,348.77	
10100 GENERAL FUND	46445 FRC SOUTHEAST	12,981,751.00	8,710,752.08	0.00	8,710,752.08	4,270,998.91	
10100 GENERAL FUND	46446 FRC LEMON GROVE	13,439,089.00	9,072,278.37	0.00	9,072,278.37	4,366,810.63	
10100 GENERAL FUND	46447 FRC EL CAJON	22,464,664.00	15,992,235.80	0.00	15,992,235.80	6,472,428.20	
10100 GENERAL FUND	46448 FRC NORTH CENTRAL	21,735,245.00	14,600,408.28	0.00	14,600,408.28	7,134,836.72	
10100 GENERAL FUND	46449 ACCESS	48,356,712.00	33,558,090.12	313,901.41	33,871,991.53	14,484,720.47	
10100 GENERAL FUND	46450 FRC OCEANSIDE	20,657,843.00	13,357,276.96	0.00	13,357,276.96	7,300,566.04	

PERIODIC FINANCIAL STATEMENT - SCHEDULE OF REVENUES AND EXPENDITURES BY FUND AND ORGANIZATIONAL UNIT - GL041

Date 12-MAR-2025 11 42 31

COSO  
Current Period FEB-25

Currency USD  
No specific FUND requested

FUND	ORG	REVISED BUDGET	EXPENDITURES	ENCUMBRANCES	EXPENDITURES & ENCUMBRANCES	REMAINING BUDGET	REVENUE
10100 GENERAL FUND	46451 FRC ESCONDIDO	28,155,483 00	16,762,935 15	0 00	16,762,935 15	9,392,547 85	
10100 GENERAL FUND	46452 FRC SOUTH	31,872,939 35	22,145,334 22	689,393 05	22,834,727 27	9,038,212 08	
10100 GENERAL FUND	46453 FRC NATIONAL CITY	12,864,486 00	8,107,879 54	5,432 18	8,113,311 72	4,751,174 28	
10100 GENERAL FUND	46454 DOCUMENT PROCESSING CENTER	17,394,894 00	11,092,486 08	313,901 43	11,406,387 51	5,958,506 49	
10100 GENERAL FUND	46456 HEALTH COVERAGE ACCESS	11,495,953 00	8,049,276 91	0 00	8,049,276 91	3,446,676 09	
10100 GENERAL FUND	46457 SELF-SUFFICIENCY ADMINSTRATI	66,538,677 00	38,122,160 50	6,497,709 51	44,619,870 11	21,918,806 89	1,851,721 39
10100 GENERAL FUND	46458 SELF-SUFFICIENCY CONTRACTS	82,565,754 92	51,107,687 08	60,407,210 54	111,514,887 60	(28,949,142 68)	1,822,283 41
10100 GENERAL FUND	46459 SELF-SUFFICIENCY ASSISTANCE P	343,547,014 00	213,212,671 33	0 00	213,212,671 33	130,334,342 67	151,810,224 27
10100 GENERAL FUND	46460 HCD ADMINISTRATION	2,607,909 00	1,076,275 43	44,079 47	1,120,354 90	1,487,554 10	
10100 GENERAL FUND	46461 HCD COMMUNITY DEVELOPMENT	37,861,954 13	7,149,724 96	3,365,914 83	10,515,639 79	27,346,314 34	3,664,463 85
10100 GENERAL FUND	46462 HCD RENTAL ASSISTANCE	25,352,936 88	14,905,295 39	5,039,841 83	19,945,137 22	5,407,799 66	8,432,783 19
10100 GENERAL FUND	46463 HCD FISCAL AND OTHER SUPPORT	3,885,704 31	2,113,063 32	46,433 49	2,161,516 81	1,724,187 50	976,296 55
10100 GENERAL FUND	46465 OFFICE OF MILITARY & VETERANS	4,873,283 00	2,640,324 61	400,761 45	3,041,086 06	1,832,196 94	
10100 GENERAL FUND	46470 CDBG - COMMUNITY DEVELOPMENT	4,480,833 11	674,691 34	1,766,789 78	2,441,481 12	2,049,351 99	560,839 44
10100 GENERAL FUND	46471 CDBG - RES REHAB	500,000 00	412,387 89	18,875 00	431,262 89	68,737 11	132,837 54
10100 GENERAL FUND	46472 CDBG - AFFORDABLE HOUSING	500,000 00	0 00	600,000 00	600,000 00	(300,000 00)	6,943 49
10100 GENERAL FUND	46480 HOME - RENTAL ASSISTANCE	2,085,050 52	1,173,068 57	1,016,677 95	2,189,744 52	(104,694 00)	1,084,375 49
10100 GENERAL FUND	46482 HOME - AFFORDABLE HOUSING	18,047,378 12	3,217,779 58	6,036,452 54	9,254,232 12	8,793,146 00	2,779,173 83
10100 GENERAL FUND	46483 HOME - DCCA	2,699,903 50	409,083 60	833,472 50	1,242,556 10	1,457,347 40	1,094,611 65
10100 GENERAL FUND	46490 HOPWA CITY	6,843,915 26	4,169,530 97	2,375,431 29	6,544,962 26	278,953 00	3,818,373 52
10100 GENERAL FUND	46492 EMERGENCY SHELTER (ESG)	1,097,893 54	363,057 55	466,719 11	829,776 66	268,116 88	257,644 40
10100 GENERAL FUND	46493 CALHOME	0 00	493,045 86	0 00	493,045 86	(493,045 86)	493,295 86
10100 GENERAL FUND	46497 STATE AND LOCAL AFFORDABLE HO	127,064,373 31	28,042,839 42	66,480,296 20	94,523,135 62	32,541,237 69	24,404,386 83
10100 GENERAL FUND	46500 HOMELESS SOLUTIONS AND EQUITA	12,178,964 74	2,301,282 89	1,563,861 53	3,864,954 22	8,314,010 52	(19,973 90)
10100 GENERAL FUND	46501 HOMELESS SOLUTIONS	117,986,276 92	39,854,062 55	48,777,746 93	88,431,829 48	29,554,447 44	7,066,212 84
10100 GENERAL FUND	46502 EQUITABLE COMMUNITIES	4,099,507 44	1,805,189 43	0 00	1,805,189 43	2,294,318 01	170,408 20
10100 GENERAL FUND	46503 COMMUNITY SERVICES BLOCK GRAN	6,994,348 01	2,624,489 23	1,976,130 36	4,600,619 59	2,393,728 42	1,868,438 65
10100 GENERAL FUND	46504 DISPUTE RESOLUTION	1,015,992 82	369,482 33	0 00	369,482 33	646,510 49	336,025 27
10100 GENERAL FUND	46505 SAFETY FIRST	514,858 96	241,963 98	234,117 02	476,081 00	38,777 96	116,181 08
10100 GENERAL FUND	46506 OFFICE OF IMMIGRANT AND REFUG	22,860,031 15	5,240,288 46	4,630,693 76	9,870,982 22	12,989,048 93	1,770,308 07
10100 GENERAL FUND	46507 OFFICE OF STRATEGY AND INNOVA	0 00	0 00	0 00	0 00	0 00	(2 00)
10100 GENERAL FUND	46508 COMMUNITY HEALTH PROMOTION	6,054,289 13	2,559,202 28	170,165 11	2,729,367 39	3,324,921 74	925,939 62
10100 GENERAL FUND	47450 ADMINISTRATION	6,562,089 14	3,243,085 91	418,282 01	3,661,367 92	2,900,721 22	
10100 GENERAL FUND	47460 TECHNICAL SERVICES DIVISION	4,043,729 88	1,664,022 57	331,322 52	2,195,345 09	1,848,384 79	
10100 GENERAL FUND	47466 CAMPAIGN SERVICES	4,567,470 00	3,799,926 39	25,000 00	3,824,926 39	742,543 61	
10100 GENERAL FUND	47467 GIS AND DOCUMENT SERVICES	716,496 00	439,409 81	0 00	439,409 81	277,086 19	
10100 GENERAL FUND	47468 MAPS AND POLLS	1,365,627 00	856,750 16	5,627 35	862,377 51	503,249 49	
10100 GENERAL FUND	47469 LANGUAGE SERVICES	1,309,609 00	829,465 89	0 00	829,465 89	480,143 11	
10100 GENERAL FUND	47471 POLL WORKER RECRUITMENT	799,368 00	3,442,874 06	0 00	3,442,874 06	(2,643,506 06)	
10100 GENERAL FUND	47472 POLL WORKER TRAINING	1,382,324 00	1,556,308 70	3,624 00	1,559,932 70	(177,608 70)	
10100 GENERAL FUND	47473 LOGISTICS AND WAREHOUSE OPERA	2,699,137 00	1,815,338 82	172,769 19	1,988,108 01	711,028 99	
10100 GENERAL FUND	47480 PETITIONS	1,548,408 00	1,457,706 62	0 00	1,457,706 62	90,701 38	
10100 GENERAL FUND	47481 REGISTRATION	3,980,406 80	5,853,730 14	920 80	5,854,650 94	(1,874,244 14)	
10100 GENERAL FUND	47483 VOTE BY MAIL VOTERS	5,584,968 98	3,967,379 57	963,858 88	4,931,238 45	633,730 51	
10100 GENERAL FUND	47484 VOTE BY MAIL PROCESSING	1,542,371 65	1,460,101 44	10,000 00	1,470,101 44	72,270 21	
10100 GENERAL FUND	47485 VOTER OUTREACH	6,014,300 00	1,073,831 35	0 00	1,073,831 35	4,940,468 65	2,999,744 10
10100 GENERAL FUND	48000 AGRICULTURE WEIGHTS AND MEAS	0 00	2,318 31	0 00	2,318 31	(2,318 31)	
10100 GENERAL FUND	48300 PEST DETECTION	4,817,460 63	2,700,133 71	45,220 21	2,745,353 92	1,872,106 71	2,233,910 37
10100 GENERAL FUND	48305 DIAGNOSTICS AND QUARANTINE	2,852,256 45	1,250,637 80	165,340 91	1,415,978 71	1,336,277 64	663,436 07
10100 GENERAL FUND	48400 INTEGRATED PEST MGT	1,818,722 98	952,930 68	79,063 32	1,031,994 20	786,728 78	709,629 84
10100 GENERAL FUND	48500 PESTICIDE REGULATION	4,852,843 18	2,824,571 00	49,661 89	2,874,232 89	1,978,610 29	265,349 69

PERIODIC FINANCIAL STATEMENT - SCHEDULE OF REVENUES AND EXPENDITURES BY FUND AND ORGANIZATIONAL UNIT - GL041

Date: 12-MAR-2025 11:42:31

COSD  
Current Period: FEB-25

Currency: USD  
No specific FUND requested

FUND	ORG	REVISED BUDGET	EXPENDITURES	ENCUMBRANCES	EXPENDITURES & ENCUMBRANCES	REMAINING BUDGET	REVENUE
10100 GENERAL FUND	48550 ADMIN CORONER	3,768,873.00	2,271,648.97	101,206.19	2,372,855.16	1,396,017.84	12,346.56
10100 GENERAL FUND	48555 INVESTIGATION	6,887,963.00	4,139,051.15	1,224,933.87	5,363,985.02	1,503,977.98	300.00
10100 GENERAL FUND	48560 MEDICAL	1,927,820.63	1,157,120.81	7,483.79	1,164,604.60	763,216.03	275.00
10100 GENERAL FUND	48565 LABORATORY	4,950,094.56	3,082,891.19	68,732.86	3,151,624.05	1,798,470.51	785,225.97
10100 GENERAL FUND	48575 PATHOLOGY	5,783,538.00	2,992,841.85	10,893.00	3,003,924.85	2,759,613.15	64,703.10
10100 GENERAL FUND	48600 ANIM ADMIN	11,777,968.68	4,152,592.86	3,450,786.94	7,643,359.80	4,134,608.88	2,588.00
10100 GENERAL FUND	48700 WEIGHTS MEASURES ENFORCEMENT	4,988,987.14	2,981,780.42	91,682.79	3,073,463.21	1,915,523.93	2,881,753.05
10100 GENERAL FUND	48705 AGRICULTURAL STANDARDS	2,035,476.47	993,586.63	22,604.12	1,018,202.75	1,019,273.72	168,697.60
10100 GENERAL FUND	48800 PHPP- PLANT HEALTH PEST PREVE	4,864,624.01	2,954,467.83	30,419.38	2,984,907.19	1,879,716.82	2,856,390.10
10100 GENERAL FUND	48910 UNIVERSITY OF CALIFORNIA COOP	870,000.00	484,468.23	45,000.00	529,468.23	340,531.77	
10100 GENERAL FUND	49150 ANIMAL SERVICES ADMIN	3,816,100.00	2,350,395.79	127,719.82	2,478,115.61	1,437,984.39	126,242.89
10100 GENERAL FUND	49154 NDRTH COUNTY ANIMAL SHELTER	3,506,093.00	1,942,408.40	27,281.81	1,969,690.21	1,536,402.79	73,352.56
10100 GENERAL FUND	49156 SOUTH COUNTY ANIMAL SHELTER	3,918,829.00	2,875,187.80	41,063.81	2,716,251.61	1,202,577.39	275,125.13
10100 GENERAL FUND	49800 ADMINISTRATION	10,545,420.64	3,380,468.38	2,029,625.81	5,410,094.19	5,135,326.45	325.00
10100 GENERAL FUND	49805 LONG RANGE PLANNING	26,305,981.63	2,110,074.39	13,283,490.87	15,393,565.26	10,912,396.37	826,085.90
10100 GENERAL FUND	49815 SUSTAINABILITY PLANNING	19,363,435.43	(2,612,715.63)	6,185,855.40	3,493,139.77	15,870,295.66	91,327.21
10100 GENERAL FUND	49820 PROJECT PLANNING	16,348,899.12	4,103,632.05	9,708,056.72	10,811,688.77	5,537,210.35	2,908,440.93
10100 GENERAL FUND	49830 LAND DEVELOPMENT	8,471,749.05	3,336,163.22	2,656,419.34	5,994,582.56	3,077,166.49	3,998,382.02
10100 GENERAL FUND	49840 BUILDING SERVICES	18,825,557.43	9,407,604.10	5,323,852.41	14,731,556.59	4,094,000.84	6,613,557.65
10100 GENERAL FUND	49850 CODE COMPLIANCE	9,374,867.49	3,488,936.82	1,202,769.64	4,691,706.26	4,683,181.23	432,090.83
10100 GENERAL FUND	49860 LUEG GIS	2,270,316.46	1,228,364.10	315,785.53	1,542,149.63	728,166.83	84,043.30
10100 GENERAL FUND	49870 SANGIS COSD	1,258,593.00	722,549.58	0.00	722,549.58	534,043.42	371,860.82
10100 GENERAL FUND	50655 FLOOD CONTROL ENGIN-GF	90,000.00	0.00	0.00	0.00	90,000.00	
10100 GENERAL FUND	50861 SPECIAL PROJECTS	1,840,687.10	244,112.46	338,288.20	582,400.66	1,258,286.44	
10100 GENERAL FUND	50862 LUEG PROJECTS	1,490,049.81	18,843.64	308,287.94	327,931.58	1,163,018.23	
10100 GENERAL FUND	50865 LANDFILL CLOSURE SUPP-GF	18,475,518.00	10,255,035.85	3,258,787.92	13,513,823.77	4,961,694.23	36,741.53
10100 GENERAL FUND	50870 POLICY OUTREACH DATA	1,355,310.00	887,951.76	2,185.00	890,116.76	465,193.24	170,242.15
10100 GENERAL FUND	50875 MAINTENANCE-GF	1,854,231.09	736,367.18	367,815.88	1,104,183.06	750,048.03	13,241.19
10100 GENERAL FUND	50880 SPECIAL DISTRICTS-GF	433,273.25	45,362.72	377,497.39	422,860.11	10,413.14	
10100 GENERAL FUND	50900 IMPROVEMENTS AND GRADING-GF	50,182.00	0.00	15,000.00	15,000.00	35,182.00	
10100 GENERAL FUND	50907 PRIVATE DEVELOPMENT CONSTRUCT	6,116,921.00	3,391,538.12	10,855.51	3,402,393.63	2,714,527.37	3,509,516.87
10100 GENERAL FUND	50910 WASTEWATER MGMT SUPP-GF	0.00	194.38	0.00	194.38	(194.38)	
10100 GENERAL FUND	50911 CAMPO WATER AND SEWER SYS	2,395,857.90	2,228,595.50	100,000.00	2,328,595.50	67,262.40	1,819,217.50
10100 GENERAL FUND	50915 WATERSHED PROGRAM MGMT	79,737,767.71	13,569,529.07	24,836,453.32	38,405,982.39	41,331,785.32	2,716,793.83
10100 GENERAL FUND	50930 SCIENCE AND MONITORING	0.00	1,386.91	0.00	1,386.91	(1,386.91)	
10100 GENERAL FUND	52800 GENERAL ADMINISTRATION	6,757,792.09	4,117,911.20	775,634.54	4,893,545.74	1,864,246.35	164,778.39
10100 GENERAL FUND	52806 PARK OPERATIONS	51,483,488.89	30,224,272.14	8,429,795.65	38,654,067.79	12,829,422.10	6,444,309.04
10100 GENERAL FUND	52811 PARK DEVELOPMENT	14,845,663.69	4,130,925.19	16,905,751.27	21,036,676.46	(6,191,012.77)	769,135.11
10100 GENERAL FUND	52821 PARKS & REC OPEN SPACE	15,818,567.75	3,391,225.18	7,059,454.64	10,450,679.82	5,367,887.93	(142,514.16)
10100 GENERAL FUND	73972 COFD PKS SANTA YSABEL NATURE	478,359.27	433,304.96	45,054.31	478,359.27	0.00	
10100 GENERAL FUND	7488Z COFD7488 RAMONA GRASSLANDS PH	146,584.03	0.00	146,584.03	146,584.03	0.00	
10100 GENERAL FUND	7494W COFD7494 LINDO LAKE IMPROVEME	240,169.20	0.00	240,169.20	240,169.20	0.00	
10100 GENERAL FUND	7484Z COFD7484 LINDO LAKE IMPROVEME	265,365.75	150,218.79	115,148.96	265,365.75	0.00	
10100 GENERAL FUND	7487U JFCF7487 REGIONAL COMMUNICATI	3,502,281.09	213,899.69	3,288,381.40	3,502,281.09	0.00	
10100 GENERAL FUND	7505Z COLIB7505 CASA DE ORO LIBRARY	19,856,625.70	1,158,103.38	18,698,522.32	19,856,625.70	0.00	
10100 GENERAL FUND	7509Z COLIB7509 AS RANCH LIBRARY EX	3,864,057.90	77,674.68	3,786,383.24	3,864,057.90	0.00	
10100 GENERAL FUND	7510Z COFD7510 SOUTH COUNTY ANIMAL	32,290,721.62	3,932,500.29	28,358,221.33	32,290,721.62	0.00	
10100 GENERAL FUND	7511Z COFD7511 SR76 MIDDLE PROJECT	17,421.00	0.00	17,421.00	17,421.00	0.00	
10100 GENERAL FUND	7514Z COFD7514 LAKESIDE EQUESTRIAN	764,278.44	447,497.17	318,781.27	764,278.44	0.00	
10100 GENERAL FUND	7523U COFD7525 JAMUL FIRE STATION 3	288,768.61	0.00	288,768.61	288,768.61	0.00	
10100 GENERAL FUND	7526Z COFD7526 PALDMAR MOUNTAIN FIR	677,716.97	485,984.94	211,732.03	677,716.97	0.00	

PERIODIC FINANCIAL STATEMENT - SCHEDULE OF REVENUES AND EXPENDITURES BY FUND AND ORGANIZATIONAL UNIT - GL041

Date: 12-MAR-2025 11:42:31

COSD  
Current Period FEB-25

Currency USD  
No specific FUND requested

FUND	ORG	REVISED BUDGET	EXPENDITURES	ENCUMBRANCES	EXPENDITURES & ENCUMBRANCES	REMAINING BUDGET	REVENUE
10100 GENERAL FUND	7529Z COHC7529 SOUTHEAST SAN DIEGO	3,824,161 40	776,395 76	3,047,765 64	3,824,161 40	0 00	
10100 GENERAL FUND	7530Z COFD7530 FY17-18 PARKS PLAYGR	2,168,373 04	1,562 84	2,166,810 20	2,168,373 04	0 00	
10100 GENERAL FUND	7533Z COFD7533 OTAY LAKES PARK SEWE	910,134 38	17,168 08	892,966 30	910,134 38	0 00	
10100 GENERAL FUND	7536Z COFD7536 LAMAR PLAYGROUND SHA	93,495 67	0 00	93,495 67	93,495 67	0 00	
10100 GENERAL FUND	7537Z COFD7537 HILTON HEAD PLAYGROU	98,096 76	0 00	98,096 76	98,096 76	0 00	
10100 GENERAL FUND	7538Z COFD7538 FLINN SPRINGS PLAYGR	138,747 86	0 00	138,747 86	138,747 86	0 00	
10100 GENERAL FUND	7539Z COFD7539 STEELE CANYON PLAYGR	144,438 65	0 00	144,438 65	144,438 65	0 00	
10100 GENERAL FUND	7541Z COLIB7541 LAKESIDE BRANCH LIB	787,305 75	19,656 32	767,647 43	787,305 75	0 00	
10100 GENERAL FUND	7543Y COFD7543 COUNTY ADMINISTRATIO	1,827,000 00	0 00	1,827,000 00	1,827,000 00	0 00	
10100 GENERAL FUND	7543Z COFD7543 COUNTY ADMINISTRATIO	26,426,459 00	289,360 67	26,137,098 33	26,426,459 00	0 00	
10100 GENERAL FUND	7549Z COFD7549 SWEETWATER REG PK CO	69,559 50	65,161 68	4,397 84	69,559 50	0 00	
10100 GENERAL FUND	7556Z COFD7556 MT LAGUNA FIRE STAT	153,310 24	0 00	153,310 24	153,310 24	0 00	
10100 GENERAL FUND	7557Z COFD7557 BORRERO SPRINGS SHAD	900,413 07	0 00	900,413 07	900,413 07	0 00	
10100 GENERAL FUND	7558Z COFD7559 SLRRP MOOSA ACTIVE R	26,713,355 51	0 00	26,713,355 51	26,713,355 51	0 00	
10100 GENERAL FUND	7560Z COFD7560 SLRRP DULINE ROAD AC	560,212 73	561 28	559,651 45	560,212 73	0 00	
10100 GENERAL FUND	7561Z COFD7561 ALPINE LOCAL PARK AC	17,653,615 41	50,980 48	17,603,528 93	17,653,615 41	0 00	
10100 GENERAL FUND	7562W COFD7562 SAN DIEGUITO PLAYGRO	83,912 88	0 00	83,912 88	83,912 88	0 00	
10100 GENERAL FUND	7563W COFD7563 PATRIOT PARK PLAYGRO	83,469 61	0 00	83,469 61	83,469 61	0 00	
10100 GENERAL FUND	7564W COFD7564 LIBERTY PARK PLAYGRO	83,923 67	0 00	83,923 67	83,923 67	0 00	
10100 GENERAL FUND	7565Z COFD7565 DOS PICOS PARK PLAYG	357,189 73	0 00	357,189 73	357,189 73	0 00	
10100 GENERAL FUND	7568Z COFD7568 HEISE PARK PLAYGROUN	271,890 39	0 00	271,890 39	271,890 39	0 00	
10100 GENERAL FUND	7567Z COFD7567 SYCUAN KUMEYAAY VILA	2,965,450 32	7,461 87	2,957,988 45	2,965,450 32	0 00	
10100 GENERAL FUND	7568Z COFD7568 STELZER PRK RANGER S	1,153,557 37	486,923 96	666,633 41	1,153,557 37	0 00	
10100 GENERAL FUND	7570Z COFD7570 JESS MARTIN PARK WAT	102,349 16	98,782 41	3,566 75	102,349 16	0 00	
10100 GENERAL FUND	7571Z COFD7571 LINDO LAKE PHOTOVOLT	526,612 32	336,522 86	188,089 46	526,612 32	0 00	
10100 GENERAL FUND	7572Z COFD7572 SYCAMORE CANYON TRAI	3,868,630 36	20,405 33	3,848,225 03	3,868,630 36	0 00	
10100 GENERAL FUND	7573Z COFD7573 GUAJOME COUNTY PARK	58,686 10	1,506 18	57,179 92	58,686 10	0 00	
10100 GENERAL FUND	7574Z COFD7574 SAGE HILL STAGING AR	671,487 98	57,945 08	613,542 90	671,487 98	0 00	
10100 GENERAL FUND	7575Z COFD7575 OTAY LAKES PARK PRIM	750,000 00	0 00	750,000 00	750,000 00	0 00	
10100 GENERAL FUND	7576Z COFD7576 OLD IRONSIDE PARK VO	79,414 52	74,971 34	4,443 18	79,414 52	0 00	
10100 GENERAL FUND	7580Z COLIB7580 JULIAN LIBRARY COMM	532,505 70	96,782 37	435,723 33	532,505 70	0 00	
10100 GENERAL FUND	7581Z COLIB7581 RANCHO SAN DIEGO LI	187,770 32	3,566 77	184,203 55	187,770 32	0 00	
10100 GENERAL FUND	7634Z COFD7634 MT WOODSON AIOQ AND P	2,320,636 94	0 00	2,320,636 94	2,320,636 94	0 00	
10100 GENERAL FUND	7688Z COFD7688 CALAVO PARK	17,703,727 41	0 00	17,703,727 41	17,703,727 41	0 00	
10100 GENERAL FUND	7708Z COFD7708 JACUMBA FIRE STN 43	16,860,040 29	325,982 45	16,534,057 84	16,860,040 29	0 00	
10100 GENERAL FUND	7708Z COFD7708 OVRP HERITAGE STAGIN	3,722,607 14	240,340 54	3,482,266 60	3,722,607 14	0 00	
10100 GENERAL FUND	7709Z COFD7709 SR94 SAFE PASSAGE	849,528 91	10,034 76	839,494 15	849,528 91	0 00	
10100 GENERAL FUND	7710Z COFD7710 LAKESIDE BSEBL PK S	825,869 33	522,383 95	303,485 38	825,869 33	0 00	
10100 GENERAL FUND	7711W COFD7711 POTTIS TRAILS	207,389 12	0 00	207,389 12	207,389 12	0 00	
10100 GENERAL FUND	7712Z COFD7712 LONNY BREWER PARK LE	1,000,000 00	100,462 00	74,545 59	1,000,000 00	0 00	
10100 GENERAL FUND	7713Z COFD7713 OTAY LAKES COUNTY PK	1,000,000 00	0 00	1,000,000 00	1,000,000 00	0 00	
10100 GENERAL FUND	7714Z COFD7714 SANTA YSABEL EAST WE	1,110,618 57	103,123 23	1,007,495 34	1,110,618 57	0 00	
10100 GENERAL FUND	7715Z COFD7715 SWEETWATER LP TRAIL	4,575,756 55	463,226 73	4,092,529 82	4,575,756 55	0 00	
10100 GENERAL FUND	7717Z COFD7717 FALLBROOK LOCAL PARK	6,332,772 01	1,307,518 49	5,025,253 52	6,332,772 01	0 00	
10100 GENERAL FUND	7718Z COFD7718 SAN DIEGUITO LOCAL P	420,000 00	0 00	420,000 00	420,000 00	0 00	
10100 GENERAL FUND	7720Z COFD7720 EUCALYPTUS CTY PARK	137,926 51	0 00	137,926 51	137,926 51	0 00	
10100 GENERAL FUND	7721Z COFD7721 GOODLAND ACR CTY PK	88,837 12	0 00	88,837 12	88,837 12	0 00	
10100 GENERAL FUND	7722Z COFD7722 PINE VALLEY CTY PK P	147,716 67	0 00	147,716 67	147,716 67	0 00	
10100 GENERAL FUND	7723Z COFD7723 STEELE CNYN CTY PK	164,549 53	0 00	164,549 53	164,549 53	0 00	
10100 GENERAL FUND	7727Z COFD7727 LINDO LAKE CTY PK PL	359,233 09	0 00	359,233 09	359,233 09	0 00	
10100 GENERAL FUND	7728Z COFD7728 DOS PICOS CTY PK SMA	226,496 88	0 00	226,496 88	226,496 88	0 00	



PERIODIC FINANCIAL STATEMENT - SCHEDULE OF REVENUES AND EXPENDITURES BY FUND AND ORGANIZATIONAL UNIT - GL041

Date 12-MAR-2025 11:42:31

COSD  
Current Period FEB-25

Currency USD  
No specific FUND requested

FUND	ORG	REVISED BUDGET	EXPENDITURES	ENCUMBRANCES	EXPENDITURES & ENCUMBRANCES	REMAINING BUDGET	REVENUE
10100 GENERAL FUND	7729Z COFD7729 STEELE CHYN CTY PK P	257,500.14	0.00	257,500.14	257,500.14	0.00	
10100 GENERAL FUND	7730Z COFD7730 FOUR GEE PARK	400,000.00	185,532.34	214,467.66	400,000.00	0.00	
10100 GENERAL FUND	7731Z COFD7731 RICC HISA FAM RESOUR	5,095,034.86	3,630,091.12	1,464,943.74	5,095,034.86	0.00	
10100 GENERAL FUND	7739Z COFD7739 SWEETWATER SUMMIT RE	1,268,967.44	156,280.01	1,112,677.43	1,268,967.44	0.00	
10100 GENERAL FUND	7750Z COHC7750 TRI CITY HEALTH DIST	1,776,929.93	1,552,001.04	224,928.89	1,776,929.93	0.00	
10100 GENERAL FUND	7784Z MMCOF7784 SBRC ESCALATOR AND	890,726.30	8,327.12	884,399.18	890,726.30	0.00	
10100 GENERAL FUND	7786Z COFD7786 EAST OTAY MESA FIRE	742,990.71	98,510.36	644,480.35	742,990.71	0.00	
10100 GENERAL FUND	7788Z COFD7788 HERITAGE PARK BUILDI	10,561,100.02	643,021.41	9,918,078.61	10,561,100.02	0.00	
10100 GENERAL FUND	7789Z COFD7789 VALLEY CENTER PARKS	316,607.99	59,890.33	256,717.66	316,607.99	0.00	
10100 GENERAL FUND	7790Z COFD7790 BOULDER OAKS PRESERV	2,072,776.19	2,167.72	2,070,608.47	2,072,776.19	0.00	
10100 GENERAL FUND	7791Z COFD7791 SWEETWATER LANE COUN	884,834.29	150,732.01	734,102.28	884,834.29	0.00	
10100 GENERAL FUND	7792Z COFD7792 SOUTH LANE PARK	350,000.00	0.00	350,000.00	350,000.00	0.00	
10100 GENERAL FUND	7796Z COFD7796 HALL OF JUSTICE	27,573,913.00	20,503,541.42	7,070,371.58	27,573,913.00	0.00	
10100 GENERAL FUND	7805Z COFD7805 EL MONTE RIVER VALLE	5,800,242.86	28,118.53	5,772,124.33	5,800,242.86	0.00	
10100 GENERAL FUND	7836Z COFD7836 WATERFRONT PARK ACTI	768,148.15	441,165.11	326,983.04	768,148.15	0.00	
10100 GENERAL FUND	7837Z COFD7837 FELICITA COUNTY PARK	2,388,333.49	113,295.23	2,275,038.26	2,388,333.49	0.00	
10100 GENERAL FUND	7838Z COFD7838 SAN DIEGO BOTANIC GA	25,118.77	2,010.92	23,107.85	25,118.77	0.00	
10100 GENERAL FUND	7840Z COFD7840 GVRP COMMUNITY GARDE	950,000.00	0.00	950,000.00	950,000.00	0.00	
10100 GENERAL FUND	7841Z COFD7841 DESCANSO FS 45 APPAR	134,049.38	0.00	134,049.38	134,049.38	0.00	
10100 GENERAL FUND	7844Z COHC7844 HEALTH SERVICES COMP	78,380.84	0.00	78,380.84	78,380.84	0.00	
10100 GENERAL FUND	7845Z COLIB7845 EL CAJON BRANCH LIB	255,707.31	0.00	255,707.31	255,707.31	0.00	
10100 GENERAL FUND	7848Z COFD7848 MIRA MESA EPICENTRE	10,931,872.69	708,495.67	10,223,376.82	10,931,872.69	0.00	
10100 GENERAL FUND	7849Z COFD7849 LOS PENASQUITOS CANY	1,787,310.09	137,318.43	1,629,991.66	1,787,310.09	0.00	
10100 GENERAL FUND	7894Z COFD7894 NCRC MAJOR SYSTEMS R	1,000,000.00	0.00	1,000,000.00	1,000,000.00	0.00	
10100 GENERAL FUND	7895Z COFD7895 TRVJ SMUGG GULCH ORE	1,500,000.00	78,187.84	1,421,832.16	1,500,000.00	0.00	
10100 GENERAL FUND	7908Z COFD7908 LUNDO LAKE IMPROVEME	19,465,824.06	4,624.68	19,491,199.18	19,465,824.06	0.00	
10100 GENERAL FUND	7909Z COFD7909 SLRRP PRADO ACQUISIT	2,020,418.58	0.00	2,020,418.58	2,020,418.58	0.00	
10100 GENERAL FUND	7910Z COFD7910 SWEETWATER BIKE SKIL	2,148,413.00	28,576.03	2,119,836.97	2,148,413.00	0.00	
10100 GENERAL FUND	7911Z COFD7911 TRJVP ACTIVE RECREAT	2,387,182.49	136,081.72	2,251,100.77	2,387,182.49	0.00	
10100 GENERAL FUND	7912Z COFD7912 LAKESIDE SOCCER FIEL	322,780.32	0.00	322,780.32	322,780.32	0.00	
10100 GENERAL FUND	7928Z MMCOF7928 RAMONA ROAD STATION	186,933.80	0.00	186,933.80	186,933.80	0.00	
10100 GENERAL FUND	7929Z MMCOF7929 SAN MARCOS ROAD STA	191,055.87	0.00	191,055.87	191,055.87	0.00	
10100 GENERAL FUND	7968Z COFD7968 EOC AND SHF COMMUNIC	114,447.91	114,165.18	282.73	114,447.91	0.00	
10100 GENERAL FUND	7967Z COFD7967 STOWE TRAIL ACQUISIT	4,498,103.20	93,829.57	4,404,273.63	4,498,103.20	0.00	
10100 GENERAL FUND	7968Z COFD7968 SANTA MARIA CREEK GR	992,752.90	107,258.40	885,494.50	992,752.90	0.00	
10100 GENERAL FUND	7970Z COFD7970 CASA DE ORO LIBRARY	2,371,864.32	97,339.54	2,274,524.78	2,371,864.32	0.00	
10100 GENERAL FUND	7971Z JFCF7971 RAMONA SHERIFF STATI	6,712,250.21	45,522.67	6,666,727.54	6,712,250.21	0.00	
10100 GENERAL FUND	7972Z JFCF7972 VSTA DETENTION FACI	268,896.42	268,131.61	3,764.81	268,896.42	0.00	
10100 GENERAL FUND	7978Z MMCOF7978 EMDF ELECTRIC VEHIC	550,000.00	0.00	550,000.00	550,000.00	0.00	
10100 GENERAL FUND	7979Z MMCOF7979 SAN MARCOS OFFICES	80,000.00	0.00	80,000.00	80,000.00	0.00	
10100 GENERAL FUND	7980Z MMCOF7980 SOUTH LOT LINE COC	53,512.64	3,765.45	49,747.19	53,512.64	0.00	
10100 GENERAL FUND	7983Z COFD7983 BUTTERFIELD RANCH AC	1,000,000.00	0.00	1,000,000.00	1,000,000.00	0.00	
10100 GENERAL FUND	7989Z MMCOF7989 EL CAJON FRC EV CHA	200,000.00	502.06	199,497.94	200,000.00	0.00	
10100 GENERAL FUND	7990Z MMCOF7990 EDGEWOOD SNF EV CHA	200,000.00	1,508.18	198,491.82	200,000.00	0.00	
10100 GENERAL FUND	7993Z COFD7993 DICTIONARY HILLS	880,000.00	31,051.74	848,948.26	880,000.00	0.00	
10100 GENERAL FUND	7994Z COFD7994 ENCINITAS LANDFILL P	1,000,000.00	0.00	1,000,000.00	1,000,000.00	0.00	
10100 GENERAL FUND	7A47Z MMCOF7A47 EAST COUNTY REGIONA	248,241.94	2,761.33	245,480.61	248,241.94	0.00	
11100 ROAD FUND	53405 CONST CONTRACTSMATLSRWY	309,943,624.16	37,332,329.38	68,367,288.95	133,689,618.33	176,244,005.83	2,904,651.92
11100 ROAD FUND	53415 FLOOD CONTROL ENGIN-RF	0.00	75.06	0.00	75.06	(75.06)	
11100 ROAD FUND	53420 CIP PROJECT DEVELOPMENT	12,600,230.58	6,930,917.95	37,072.97	6,967,990.92	5,832,239.66	2,475,505.53
11100 ROAD FUND	53425 CONSTRUCTION ENGINEERING	5,833,620.77	2,848,619.44	6,025.06	2,854,644.50	2,978,976.27	963,236.60

PERIODIC FINANCIAL STATEMENT - SCHEDULE OF REVENUES AND EXPENDITURES BY FUND AND ORGANIZATIONAL UNIT - GL041

Date 12-MAR-2025 11 42 31

COSD  
Current Period FEB-25

Currency USD  
No specific FUND requested

FUND	ORG	REVISED BUDGET	EXPENDITURES	ENCUMBRANCES	EXPENDITURES & ENCUMBRANCES	REMAINING BUDGET	REVENUE
11100 ROAD FUND	53430 MATERIALS LAB	2,475,696.44	1,131,987.43	37,456.78	1,169,444.21	1,306,252.23	163,448.78
11100 ROAD FUND	53440 STRIPING CREW-RF	1,776,313.89	1,160,736.18	17,338.91	1,178,075.09	598,238.80	
11100 ROAD FUND	53445 DRAINAGE CREW-RF	1,141,903.48	700,238.26	3,061.92	703,300.18	438,603.30	899,718.25
11100 ROAD FUND	53450 CONST AND REPAIR CREW-RF	1,775,048.28	1,206,371.34	2,191.48	1,208,562.82	566,485.48	13,975.50
11100 ROAD FUND	53455 ROAD STRUCTURES CREW-RF	1,505,382.98	791,788.93	2,059.25	793,848.18	711,534.80	8,994.90
11100 ROAD FUND	53457 LITTER CREW	1,519,995.72	734,767.87	192,495.98	927,263.85	592,731.87	
11100 ROAD FUND	53460 FIELD ENGIN AND ADMIN-RF	13,698,192.33	5,563,199.41	3,987,068.97	9,570,268.38	4,327,923.95	1,754,460.98
11100 ROAD FUND	53465 DIV I HEADQUARTERS-RF	5,630,796.37	1,795,303.93	6,446,663.55	8,243,967.48	(2,613,171.11)	31,407.65
11100 ROAD FUND	53470 ALPINE ROAD STATION-RF	2,693,958.79	1,412,200.36	34,931.68	1,447,132.04	1,246,826.75	1,850.56
11100 ROAD FUND	53475 CAMPO ROAD STATION-RF	2,048,879.34	1,054,116.77	42,604.80	1,096,721.57	952,157.77	1,541.00
11100 ROAD FUND	53480 JAMACHA ROAD STATION-RF	2,057,012.54	1,043,738.62	24,625.22	1,068,363.84	988,648.70	40.48
11100 ROAD FUND	53485 JULIAN ROAD STATION-RF	3,337,909.25	1,622,397.22	21,607.24	1,644,004.46	1,693,904.79	4,178.40
11100 ROAD FUND	53490 LAKE SIDE ROAD STATION-RF	1,879,883.83	976,685.67	6,377.65	983,063.32	896,820.51	1,990.45
11100 ROAD FUND	53495 SPRING VALLEY RD STA-RF	1,964,727.65	1,252,395.94	3,555.45	1,255,951.39	708,776.26	
11100 ROAD FUND	53497 STORMWATER CREW DIV I	2,109,531.89	1,297,159.91	2,857.92	1,300,017.83	809,514.06	1,681.35
11100 ROAD FUND	53515 LAGUNA-RF	118,574.83	131,962.28	22,598.83	154,561.11	(35,986.28)	5,754.00
11100 ROAD FUND	53520 DIV II HEADQUARTERS-RF	4,967,696.53	1,305,573.14	4,876,700.24	5,982,273.38	(1,014,576.85)	16,886.95
11100 ROAD FUND	53525 BORREGO ROAD STATION-RF	2,238,234.92	1,051,070.34	171,535.53	1,222,605.87	1,015,629.05	1,905.23
11100 ROAD FUND	53530 FALLBROOK ROAD STATION-RF	2,749,180.02	1,795,608.54	8,563.47	1,804,172.01	945,008.01	2,316.65
11100 ROAD FUND	53535 RAMONA ROAD STATION-RF	2,380,811.55	1,468,680.94	7,050.45	1,475,731.39	905,080.16	7,376.07
11100 ROAD FUND	53540 SAN MARCOS ROAD ST-RF	3,072,066.87	1,607,711.78	8,336.01	1,616,047.79	1,456,019.08	5,549.59
11100 ROAD FUND	53545 VALLEY CENTER ROAD STA-RF	2,838,023.73	1,599,853.79	214,002.17	1,813,855.96	1,025,167.77	
11100 ROAD FUND	53557 STORMWATER CREW DIV II	1,476,639.27	823,116.30	2,746.80	825,863.10	650,776.17	12,210.00
11100 ROAD FUND	53570 PALOMAR-RF	13,390.08	9,532.48	31,874.52	41,407.00	(28,016.32)	1,927.70
11100 ROAD FUND	53580 SAN FELIPE-RF	12,598.06	4,772.18	0.00	4,772.18	7,825.88	
11100 ROAD FUND	53585 TRAFFIC ENG AND LOSS MIT-RF	14,382,720.32	6,935,069.03	1,517,489.66	8,452,558.69	5,930,161.63	261,570.63
11100 ROAD FUND	53632 FLOOD CONTROL ENGINEERING	2,600,210.00	1,514,142.08	2,308.80	1,516,450.88	1,083,765.12	1,702,378.62
11100 ROAD FUND	53635 LAND SURVEYING	4,173,809.39	2,320,449.08	3,429.98	2,323,879.06	1,849,930.33	779,511.57
11100 ROAD FUND	53845 DEPARTMENT ADMIN	3,434,925.76	3,068,568.27	83,269.51	3,172,837.78	262,087.98	798,882.58
11100 ROAD FUND	53846 DEPARTMENTWIDE ADMINISTRATION	7,786,180.00	4,760,212.59	0.00	4,760,212.59	3,025,967.41	90,991,422.26
11100 ROAD FUND	53847 ENVIRONMENTAL SERVICES UNIT	3,561,081.24	1,827,164.35	248,050.67	2,075,215.02	1,485,866.22	888,667.70
11100 ROAD FUND	53655 SPEC PROJECT/COMMUNIC-RF	560,855.00	274,438.01	41,322.11	315,760.12	245,094.88	101,480.41
11100 ROAD FUND	53660 PERSONNEL AND ADMIN SUPP	1,865,359.26	1,265,642.87	4,092.84	1,269,735.71	595,623.55	161,002.94
11100 ROAD FUND	53662 PRIVATE ROAD AND LANDSCAPE MA	2,293,930.21	1,115,211.34	136,140.40	1,251,351.74	1,042,578.47	763,144.69
11100 ROAD FUND	53665 FINANCIAL SERVICES-RF	5,902,526.03	3,437,222.17	5,674.59	3,442,896.76	2,459,629.27	510,399.14
12020 CSHAF GILLESPIE HOUSING	55981 CO SUCCESSOR HOUSING AGY GILL	25,000.00	5,569.52	0.00	5,569.52	19,430.48	13,548.30
12022 CSHAF USDRIP HOUSING	55983 CO SUCCESSOR HOUSING AGY USDR	3,500.00	258.93	0.00	258.93	3,241.07	4,484.41
12150 S D COUNTY LIGHT MAINT D	99985 SAN DIEGO LGT MAINT 1	3,721,946.86	1,519,651.43	715,124.55	2,234,775.98	1,487,170.88	1,282,494.54
12200 COUNTY LIBRARY	57300 LIBRARY DIRECTORS OFF	689,785.17	474,522.38	102,829.11	577,351.49	112,433.68	31,025,865.17
12200 COUNTY LIBRARY	57301 OPERATIONS AND ADMIN	0.00	388.89	0.00	389.89	(89.89)	
12200 COUNTY LIBRARY	57305 LIBRARY BUDGET & FINANCIAL SV	5,185,877.31	2,577,592.88	10,628.35	2,588,221.23	2,597,656.08	855,212.38
12200 COUNTY LIBRARY	57306 LIBRARY PAYROLL & PERSONNEL S	1,184,116.50	725,278.71	2,800.65	727,879.36	456,237.14	
12200 COUNTY LIBRARY	57310 LIBRARY SVCS OVERSIGHT	815,343.78	351,881.34	257,539.02	609,420.36	215,923.42	
12200 COUNTY LIBRARY	57315 ADULT LITERACY SVCS	72,743.37	10,628.68	5,775.75	16,404.43	56,338.94	
12200 COUNTY LIBRARY	57320 AUTOMATION SVCS	5,315,706.37	2,685,256.90	325,511.44	3,010,768.34	2,304,938.03	291,032.26
12200 COUNTY LIBRARY	57325 PROGRAM SERVICES	721,029.37	346,120.44	205,657.07	551,777.51	169,251.86	
12200 COUNTY LIBRARY	57330 FACILITIES SVCS	5,928,928.38	2,322,291.36	270,179.40	2,592,470.76	3,336,457.62	
12200 COUNTY LIBRARY	57335 COMMUNITY RELATIONS	59.00	76.72	0.00	76.72	(17.72)	
12200 COUNTY LIBRARY	57340 PUBLIC RELATIONS SVCS	646,127.28	288,669.08	6,543.01	293,212.09	352,915.19	
12200 COUNTY LIBRARY	57345 CIRCULATION SERVICES	1,117,827.14	674,260.76	53,303.68	727,564.44	390,262.70	947.64
12200 COUNTY LIBRARY	57350 YOUTH PROGRAM SERVICES	1,056,162.83	627,404.13	29,413.83	656,817.96	201,344.87	

PERIODIC FINANCIAL STATEMENT - SCHEDULE OF REVENUES AND EXPENDITURES BY FUND AND ORGANIZATIONAL UNIT - GL041

Date: 12-MAR-2025 11:42:31

COSD  
Current Period FEB-25

Currency USD  
No specific FUND requested

FUND	ORG	REVISED BUDGET	EXPENDITURES	ENCUMBRANCES	EXPENDITURES & ENCUMBRANCES	REMAINING BUDGET	REVENUE
12200 COUNTY LIBRARY	57355 LIBRARY MATERIALS COLLECTIONS	8,508,143.64	4,902,785.21	835,541.05	5,738,326.26	2,769,817.38	11,360.35
12200 COUNTY LIBRARY	57360 LIBRARY MAT CATALOGING	1,177,972.18	723,200.38	3,615.21	726,815.59	451,156.60	
12200 COUNTY LIBRARY	57365 LIBRARY MAT INTERCHANGE	813,714.52	639,146.16	61,063.98	700,210.14	113,502.38	
12200 COUNTY LIBRARY	57370 LIBRARY MAT-HLL AND GOV DOCS	0.00	713.80	0.00	713.80	(713.80)	
12200 COUNTY LIBRARY	57375 ALPINE BRANCH	843,984.26	709,657.84	77,054.19	786,712.03	57,272.23	1,571.46
12200 COUNTY LIBRARY	57380 BONITA BRANCH	1,567,179.30	981,212.54	125,675.31	1,086,887.85	480,291.45	2,523.29
12200 COUNTY LIBRARY	57385 BOOKMOBILE-EBK	237,639.39	113,116.98	389.15	113,516.13	144,123.26	
12200 COUNTY LIBRARY	57390 BOOKMOBILE-NBK	213,375.39	35,583.01	399.15	35,982.16	177,393.23	
12200 COUNTY LIBRARY	57395 BORREGO BRANCH	822,240.79	678,382.59	5,806.39	684,188.98	138,051.81	1,759.64
12200 COUNTY LIBRARY	57400 CAMPO BRANCH	266,819.65	256,340.07	39,665.81	296,005.88	(29,386.23)	695.82
12200 COUNTY LIBRARY	57405 CASA DE ORO BRANCH	1,976,482.10	660,645.58	1,111,781.33	1,772,426.91	204,055.19	1,831.17
12200 COUNTY LIBRARY	57410 CREST BRANCH	378,249.53	271,827.87	60,490.94	332,318.81	45,930.72	189.35
12200 COUNTY LIBRARY	57415 DESCANOSO BRANCH	425,468.77	219,968.68	153,528.07	373,496.75	51,972.02	450.44
12200 COUNTY LIBRARY	57420 FALLBROOK BRANCH	3,151,146.78	1,801,780.19	845,902.06	2,647,682.25	503,464.53	3,246.09
12200 COUNTY LIBRARY	57425 JACUMBA BRANCH	256,244.81	166,593.71	8,887.70	175,481.41	80,763.40	1,046.64
12200 COUNTY LIBRARY	57430 JULIAN BRANCH	1,299,526.78	490,792.62	847,542.24	1,438,334.86	(138,808.08)	1,233.68
12200 COUNTY LIBRARY	57435 LAKESIDE BRANCH	1,116,240.94	894,141.36	2,216.71	896,358.07	221,882.87	3,127.03
12200 COUNTY LIBRARY	57440 LINCOLN ACRES BRANCH	270,852.69	242,913.93	918.28	243,832.21	26,020.48	432.05
12200 COUNTY LIBRARY	57445 PINE VALLEY BRANCH	295,723.31	203,419.09	1,385.23	204,804.32	90,918.99	759.30
12200 COUNTY LIBRARY	57450 POTRERO BRANCH	248,724.07	163,035.01	2,904.98	185,939.99	62,784.08	361.54
12200 COUNTY LIBRARY	57455 RAMONA BRANCH	1,557,571.55	918,661.11	474,530.07	1,393,191.16	164,380.37	2,407.91
12200 COUNTY LIBRARY	57460 RANCHO SAN DIEGO BRANCH	1,718,774.87	1,034,924.18	106,947.81	1,141,871.99	574,902.88	4,444.47
12200 COUNTY LIBRARY	57465 RANCHO SANTA FE BRANCH	897,925.96	589,558.50	53,105.29	642,663.79	255,262.17	839.73
12200 COUNTY LIBRARY	57470 SPRING VALLEY BRANCH	850,630.74	595,000.08	27,267.95	622,268.03	228,342.71	1,995.41
12200 COUNTY LIBRARY	57475 VALLEY CENTER BRANCH	844,893.43	584,831.26	7,406.99	592,238.25	252,755.18	1,368.04
12200 COUNTY LIBRARY	57481 4S RANCH BRANCH LIBRARY	1,253,167.39	708,468.43	274,262.47	982,750.90	270,416.49	1,203.99
12200 COUNTY LIBRARY	57485 LIBRARY OPERATIONS SUB	0.00	18.69	0.00	18.69	(18.69)	
12200 COUNTY LIBRARY	57490 CARDOFF BRANCH	1,097,784.22	524,578.34	147,282.26	671,858.60	425,905.62	236.03
12200 COUNTY LIBRARY	57495 DEL MAR BRANCH	621,179.81	434,599.87	3,262.65	437,862.52	193,317.09	533.86
12200 COUNTY LIBRARY	57500 EL CAJON BRANCH	3,056,099.69	2,553,008.87	29,749.88	2,582,758.55	476,341.14	385,465.21
12200 COUNTY LIBRARY	57505 ENCINITAS BRANCH	1,691,757.95	1,163,924.04	7,571.55	1,191,495.59	500,262.36	2,602.77
12200 COUNTY LIBRARY	57510 FLETCHER HILLS BRANCH	392,274.69	234,449.60	36,954.78	271,404.38	120,870.51	1,091.67
12200 COUNTY LIBRARY	57515 IMPERIAL BEACH BRANCH	784,213.45	649,939.14	4,277.56	654,216.70	129,996.75	282,978.42
12200 COUNTY LIBRARY	57520 LA MESA BRANCH	1,656,949.13	1,015,776.59	8,117.35	1,023,893.94	633,055.19	88,682.33
12200 COUNTY LIBRARY	57525 LEMON GROVE BRANCH	925,130.72	595,959.24	36,920.84	632,880.08	292,250.84	142,425.09
12200 COUNTY LIBRARY	57530 POWAY BRANCH	1,428,698.07	973,558.03	18,078.43	991,636.46	437,063.61	908,487.93
12200 COUNTY LIBRARY	57535 SAN MARCOS BRANCH	1,982,834.60	1,228,561.38	499,359.32	1,727,920.70	254,713.90	1,483,542.60
12200 COUNTY LIBRARY	57540 SANTEE BRANCH	1,219,120.94	809,316.43	104,449.61	1,013,766.04	205,354.90	194,027.85
12200 COUNTY LIBRARY	57545 SOLANA BEACH	881,466.03	527,684.49	40,524.68	568,209.17	313,256.66	29,758.10
12200 COUNTY LIBRARY	57550 VISTA BRANCH	2,420,273.57	1,685,238.42	35,445.33	1,720,683.75	699,589.82	754,382.55
12200 COUNTY LIBRARY	57555 LIBRARY BRANCH OPERATIONS	1,373,980.64	756,745.90	1,390.06	758,135.96	615,844.68	73,095.18
12200 COUNTY LIBRARY	57560 TRAINING SERVICES	284,412.00	14,159.77	1,135.00	15,294.77	249,117.23	
12200 COUNTY LIBRARY	57565 BOOKS BY MAIL SERVICES	70,647.36	60,280.68	1,562.38	61,843.06	8,804.32	
12250 SHERF ASSET FORFEIT PRGM	59800 SHERIFF ASSET FORFEIT PRGM	3,541,035.65	492,538.25	242,226.33	734,764.58	2,806,271.07	453,980.84
12251 SHERF ASSET FORFEIT US T	59810 SHERIFF ASSET FORFEIT US TREA	2,200,000.00	9,238.78	0.00	9,238.78	2,190,761.24	55,701.98
12252 SHERF ASSET FORFEIT STAT	59820 SHERIFF ASSET FORFEIT STATE	1,102,899.00	9,730.00	0.00	9,730.00	1,093,169.00	618,512.64
12300 DA ASSET FORFEIT FEDERAL	60350 DA ASSET FORFEITURE PROG - FE	2,233,721.41	160,111.28	500,979.38	661,090.64	1,572,630.77	78,818.73
12325 DA ASSET FORFEIT US TREA	80375 DA ASSET FORFEITURE - US TREA	50,000.00	0.00	0.00	0.00	50,000.00	4,910.51
12350 DA ASSET FORFEIT STATE	60900 DA ASSET FORFEITURE-STATE	350,000.00	85,360.38	79,899.10	165,259.48	184,740.52	135,729.17
12450 PROB ASSET FORFEIT PROG	62000 PROBATION ASSET FORFEIT	100,000.00	0.00	0.00	0.00	100,000.00	5,533.61
12451 PROB ASSET FORFEIT US TR	62010 PROBATION ASSET FORFEIT US TR	0.00	0.00	0.00	0.00	0.00	9.71

PERIODIC FINANCIAL STATEMENT - SCHEDULE OF REVENUES AND EXPENDITURES BY FUND AND ORGANIZATIONAL UNIT - GL041

Date 12-MAR-2025 11 42 31

COSD

Current Period FEB-25

Currency USD

No specific FUND requested

FUND	ORG	REVISED BUDGET	EXPENDITURES	ENCUMBRANCES	EXPENDITURES & ENCUMBRANCES	REMAINING BUDGET	REVENUE
12452 PROB ASSET FORFEIT STATE	62020 PROBATION ASSET FORFEIT STATE	0.00	0.00	0.00	0.00	0.00	270.44
12500 SHERIFFS INCARC PPLS WEL	62550 IPW CONTROL DIVISION	1,035,666.10	458,644.30	43,787.76	502,432.06	533,234.04	650,000.00
12500 SHERIFFS INCARC PPLS WEL	62560 IPW ADMINISTRATION	22,605.00	9,877.39	0.00	9,877.39	12,727.61	267,494.58
12500 SHERIFFS INCARC PPLS WEL	62570 IPW EAST MESA	75,801.00	23,095.35	0.00	23,095.35	52,705.65	
12500 SHERIFFS INCARC PPLS WEL	62580 IPW GEORGE BAILEY	58,592.00	8,445.97	0.00	8,445.97	50,146.03	
12500 SHERIFFS INCARC PPLS WEL	62583 IPW ROCK MOUNTAIN	14,072.00	0.00	0.00	0.00	14,072.00	
12500 SHERIFFS INCARC PPLS WEL	62590 IPW LAS COLINAS	55,204.00	22,885.35	0.00	22,885.35	32,318.65	
12500 SHERIFFS INCARC PPLS WEL	62595 IPW SOUTH BAY	42,800.00	10,321.45	0.00	10,321.45	32,478.55	
12500 SHERIFFS INCARC PPLS WEL	62605 IPW VISTA	41,137.82	9,759.35	636.82	10,396.17	30,741.65	
12500 SHERIFFS INCARC PPLS WEL	62625 IPW REENTRY PROGRAM	6,770,477.10	1,044,156.21	481,771.14	1,525,927.35	5,244,549.75	35,258.50
12500 SHERIFFS INCARC PPLS WEL	62630 IPW SAN DIEGO CENTRAL JAIL	25,001.00	20,901.25	0.00	20,901.25	4,099.75	
12500 SHERIFFS INCARC PPLS WEL	62634 IPW FOOD SERVICES	30,000.00	646.10	0.00	646.10	29,353.90	
12550 WARD WELFARE FUND	63350 WARD WELFARE FUND	2,000.00	0.00	0.00	0.00	2,000.00	16,307.48
12555 PUB SAFETY PROP 172 SP R	63400 PUBLIC SAFETY PROP172 REV	433,426,674.30	223,041,425.51	908,412.98	223,949,838.49	209,476,835.81	153,223,581.46
12580 TOBACCO SECURITIZATION S	63530 TOBACCO SECURITIZATION FUNDS	25,514,624.00	73,583.53	0.00	73,583.53	25,441,040.47	3,842,648.18
12650 INACTIVE WASTE SITE MGMT	63950 CLOSED LANDFILLS	9,730,466.95	1,488,661.08	1,218,822.22	2,717,483.30	7,012,983.65	7,009,036.08
12875 WASTE PLANNING AND RECYC	63970 COUNTY WASTE PLANNING AND REC	7,646,478.74	2,630,681.40	2,190,697.08	4,821,378.48	2,825,098.26	2,519,636.77
12700 HILLSBOROUGH LANDFILL MAINT	64500 HILLSBOROUGH LANDFILL MAINT	0.00	0.00	0.00	0.00	0.00	1.05
12750 DUCK POND LANDFILL CLEAN	65050 CTY DUCK POND LANDFILL CLNUP	14,669.00	0.00	0.00	0.00	14,669.00	6,094.14
12760 IHS PUBLIC AUTHORITY SPR	63450 IHS PUBLIC AUTHORITY SPECIAL	50,904,727.00	37,139,427.31	315,232.19	37,454,659.50	13,450,067.50	50,140,329.35
13004 PLD AREA 4 LINCOLN ACRES	96925 PLD-AREA 4 LINCOLN ACRES	2,014,200.00	0.00	300.00	300.00	2,013,900.00	282.64
13015 PLD AREA 15 SWEETWATER	96927 PLD-AREA 15 SWEETWATER	2,000.00	0.00	0.00	0.00	2,000.00	5.49
13016 PLD AREA 16 OTAY	96929 PLD - AREA 16 OTAY	0.00	0.00	0.00	0.00	0.00	8.04
13019 PLD AREA 19 JAMUL	96933 PLD-AREA 19 JAMUL	300.00	0.00	0.00	0.00	300.00	67.07
13020 PLD AREA 20 SPRING VALLE	96935 PLD-AREA 20 SPRING VALLEY	1,839,270.53	637,270.53	1,000.00	638,270.53	1,301,000.00	10,260.49
13025 PLD AREA 25 LAKESIDE	96937 PLD-AREA 25 LAKESIDE	5,000.00	0.00	0.00	0.00	5,000.00	45,396.37
13026 PLD AREA 26 CREST	96939 PLD-AREA 26 CREST	33,380.74	32,030.22	1,100.52	33,130.74	250.00	3,712.71
13027 PLD AREA 27 ALPINE	96941 PLD-AREA 27 ALPINE	4,000.00	0.00	0.00	0.00	4,000.00	7,704.07
13028 PLD AREA 28 RAMONA	96943 PLD-AREA 28 RAMONA	243,835.14	0.00	243,335.14	243,335.14	500.00	13,445.56
13029 PLD AREA 29 ESCONDIDO	96945 PLD-AREA 29 ESCONDIDO	875,905.00	0.00	874,905.00	874,905.00	1,000.00	17,154.26
13030 PLD AREA 30 SAN MARCOS	96947 PLD-AREA 30 SAN MARCOS	918,158.00	0.00	918,158.00	918,158.00	2,000.00	18,758.17
13031 PLD AREA 31 SAN DIEGUITO	96949 PLD-AREA 31 SAN DIEGUITO	4,087,622.00	0.00	4,087,622.00	4,087,622.00	0.00	99,518.09
13032 PLD AREA 32 CARLSBAD	96951 PLD-AREA 32 CARLSBAD	2,000.00	0.00	0.00	0.00	2,000.00	875.84
13035 PLD AREA 35 FALLBROOK	96955 PLD-AREA 35 FALLBROOK	10,800.00	0.00	0.00	0.00	10,800.00	976.02
13036 PLD AREA 36 BONSALE	96957 PLD-AREA 36 BONSALE	826,982.24	73,927.54	753,054.70	826,982.24	0.00	17,071.07
13037 PLD AREA 37 VISTA	96959 PLD-AREA 37 VISTA	901,727.19	0.00	900,727.19	900,727.19	1,000.00	17,660.56
13038 PLD AREA 38 VALLEY CENTE	96961 PLD-AREA 38 VALLEY CENTER	40,475.92	1,044.32	38,431.60	39,475.92	1,000.00	1,520.42
13039 PLD AREA 39 PAUMA VALLEY	96963 PLD - AREA 39 PAUMA	1,000.00	0.00	200.00	200.00	800.00	10,914.36
13040 PLD AREA 40 PALOMAR JULI	96965 PLD-AREA 40 PALOMAR-JULIAN	482,000.00	0.00	2,000.00	2,000.00	480,000.00	6,976.82
13041 PLD AREA 41 MTN EMPIRE	96967 PLD - AREA 41 MOUNT EMPIRE	500.00	0.00	500.00	500.00	0.00	3,259.16
13042 PLD AREA 42 ANZA BORREGO	96969 PLD-AREA 42 ANZA-BORREGO	1,000.00	0.00	1,000.00	1,000.00	0.00	2,034.10
13043 PLD AREA 43 CENTRAL MTN	96971 PLDF CENTRAL MOUNTAIN	300.00	0.00	0.00	0.00	300.00	484.88
13044 PLD AREA 44 OCEANSIDE	96973 PLDF OCEANSIDE	0.00	0.00	0.00	0.00	0.00	64.70
13045 PLD AREA 45 VALLE DE ORO	96975 PLDF VALLE DE ORO	500.00	0.00	300.00	300.00	200.00	351.98
13049 PLD ADMINISTRATIVE FEE	96820 PLD ADMINISTRATIVE FEE	751,000.00	31,448.32	5,004.38	36,452.70	714,547.30	57,005.82
13050 PLD ALPINE IMPRV IMPACT	96830 PLD ALPINE IMPRV IMPACT FEE	0.00	0.00	0.00	0.00	0.00	89,357.83
13052 PLD BONSALE IMPRV IMPACT	96832 PLD BONSALE IMPRV IMPACT FEE	1,000,000.00	0.00	1,000,000.00	1,000,000.00	0.00	104,207.38
13053 PLD CENTRL MTN IMPRV IMP	96833 PLD CENTRAL MTN IMPRV IMPACT	0.00	0.00	0.00	0.00	0.00	18,994.60
13054 PLD COUNTY ISL IMPRV IMP	96834 PLD COUNTY ISL IMPRV IMPACT F	0.00	0.00	0.00	0.00	0.00	32,050.02
13055 PLD CRESTDEHESA IMPRV IMP	96835 PLD CREST DEHESA IMPRV IMPACT	0.00	0.00	0.00	0.00	0.00	65,863.29
13056 PLD DESERT IMPRV IMPACT	96836 PLD DESERT IMPRV IMPACT FEE	0.00	0.00	0.00	0.00	0.00	13,710.02

PERIODIC FINANCIAL STATEMENT - SCHEDULE OF REVENUES AND EXPENDITURES BY FUND AND ORGANIZATIONAL UNIT - GL041

Date: 12-MAR-2025 11 42:31

COSO  
Current Period FEB-25

Currency USD  
No specific FUND requested

FUND	ORG	REVISED BUDGET	EXPENDITURES	ENCUMBRANCES	EXPENDITURES & ENCUMBRANCES	REMAINING BUDGET	REVENUE
13057 PLD FALLBROOK IMPRV IMPA	96837 PLD FALLBROOK IMPRV IMPACT FEE	917,483.33	0.00	917,483.33	917,483.33	0.00	169,045.81
13058 PLD JAMUL IMPRV IMPACT F	96838 PLD JAMUL IMPRV IMPACT FEE	0.00	0.00	0.00	0.00	0.00	78,557.65
13059 PLD JULIAN IMPRV IMPACT	96839 PLD JULIAN IMPRV IMPACT FEE	0.00	0.00	0.00	0.00	0.00	47,740.73
13060 PLD LAKESIDE IMPRV IMPAC	96840 PLD LAKESIDE IMPRV IMPACT FEE	0.00	0.00	0.00	0.00	0.00	233,747.20
13061 PLD MTN EMPIRE IMPRV IMP	96841 PLD MTN EMPIRE IMPRV IMPACT F	0.00	0.00	0.00	0.00	0.00	33,417.65
13062 PLD NC METRO IMPRV IMPAC	96842 PLD NC METRO IMPRV IMPACT FEE	0.00	0.00	0.00	0.00	0.00	791,452.43
13063 PLD N MTN IMPRV IMPACT F	96843 PLD NORTH MTN IMPRV IMPACT FEE	0.00	0.00	0.00	0.00	0.00	13,965.03
13065 PLD PALA PMA IMPRV IMPAC	96845 PLD PALA PAUMA IMPRV IMPACT F	0.00	0.00	0.00	0.00	0.00	30,172.64
13066 PLD PENDLETON IMPRV IMPA	96846 PLD PENDLETON IMPRV IMPACT FEE	0.00	0.00	0.00	0.00	0.00	6,311.61
13067 PLD RAINBOW IMPRV IMPACT	96847 PLD RAINBOW IMPRV IMPACT FEE	0.00	0.00	0.00	0.00	0.00	1,070.94
13068 PLD RAMONA IMPRV IMPACT	96848 PLD RAMONA IMPRV IMPACT FEE	699,347.91	327,679.93	371,667.98	699,347.91	0.00	217,144.34
13069 PLD SAN DGTO IMPRV IMPAC	96849 PLD SAN DIEGUITO IMPRV IMPACT	30,848.49	30,848.49	0.00	30,848.49	0.00	212,584.83
13070 PLD SPRING VY IMPRV IMPA	96850 PLD SPRING VLY IMPRV IMPACT F	1,161,839.74	447,894.04	1,929,745.70	2,377,639.74	(1,216,000.00)	102,704.13
13071 PLD SWEETWATR IMPRV IMPA	96851 PLD SWEETWATER IMPRV IMPACT F	0.00	0.00	0.00	0.00	0.00	32,963.00
13072 PLD VALLE DE ORO IMPRV IM	96852 PLD VALLE DE ORO IMPRV IMPACT	0.00	0.00	0.00	0.00	0.00	59,794.51
13073 PLD VALLEY CTR IMPRV IMP	96853 PLD VALLEY CTR IMPRV IMPACT F	0.00	0.00	0.00	0.00	0.00	210,451.94
13080 PLD ALPINE LAND ACQ IMPA	96860 PLD ALPINE LAND ACQ IMPACT FEE	0.00	0.00	0.00	0.00	0.00	7,211.11
13082 PLD BONSALE LAND ACQ IMP	96862 PLD BONSALE LAND ACQ IMPACT F	0.00	0.00	0.00	0.00	0.00	14,508.44
13083 PLD CENTR MTN LND ACQ I	96863 PLD CENTRAL MTN LAND ACQ IMPA	0.00	0.00	0.00	0.00	0.00	2,880.97
13084 PLD COUNTY ISL LND ACQ I	96864 PLD COUNTY ISL LAND ACQ IMPAC	0.00	0.00	0.00	0.00	0.00	6,056.48
13085 PLD CRESTDEHESA LD ACQ I	96865 PLD CREST DEHESA LAND ACQ IMP	0.00	0.00	0.00	0.00	0.00	8,412.86
13086 PLD DESERT LAND ACQ IMPA	96866 PLD DESERT LAND ACQ IMPACT FEE	0.00	0.00	0.00	0.00	0.00	187.38
13087 PLD FALLBROOK LND ACQ IM	96867 PLD FALLBROOK LAND ACQ IMPACT	0.00	0.00	0.00	0.00	0.00	16,586.57
13088 PLD JAMUL LAND ACQ IMPAC	96868 PLD JAMUL LAND ACQ IMPACT FEE	0.00	0.00	0.00	0.00	0.00	8,156.77
13089 PLD JULIAN LAND ACQ IMPA	96869 PLD JULIAN LAND ACQ IMPACT FEE	0.00	0.00	0.00	0.00	0.00	1,743.91
13090 PLD LAKESIDE LND ACQ IMP	96870 PLD LAKESIDE LAND ACQ IMPACT	0.00	0.00	0.00	0.00	0.00	20,592.63
13091 PLD MTN EMPIRE LND ACQ I	96871 PLD MTN EMPIRE LAND ACQ IMPACT	0.00	0.00	0.00	0.00	0.00	435.63
13092 PLD NC METRO LND ACQ IMP	96872 PLD NC METRO LAND ACQ IMPACT	0.00	0.00	0.00	0.00	0.00	59,514.22
13093 PLD N MTN LAND ACQ IMPAC	96873 PLD NORTH MTN LAND ACQ IMPACT	0.00	0.00	0.00	0.00	0.00	506.05
13095 PLD PALA PMA LND ACQ IMP	96875 PLD PALA PAUMA LAND ACQ IMPAC	0.00	0.00	0.00	0.00	0.00	1,782.07
13096 PLD PENDLETON LND ACQ IMP	96876 PLD PENDLETON LAND ACQ IMPACT	0.00	0.00	0.00	0.00	0.00	169.38
13097 PLD RAINBOW LAND ACQ IMP	96877 PLD RAINBOW LAND ACQ IMPACT F	0.00	0.00	0.00	0.00	0.00	27.95
13098 PLD RAMONA LAND ACQ IMPA	96878 PLD RAMONA LAND ACQ IMPACT FEE	0.00	0.00	0.00	0.00	0.00	16,298.69
13099 PLD SAN DGTO LND ACQ IMP	96879 PLD SAN DIEGUITO LAND ACQ IMP	0.00	0.00	0.00	0.00	0.00	110,681.46
13100 PLD SPRING VY LND ACQ IM	96880 PLD SPRING VLY LAND ACQ IMPAC	0.00	0.00	0.00	0.00	0.00	19,046.05
13101 PLD SWEETWATR LND ACQ IM	96881 PLD SWEETWATER LAND ACQ IMPAC	0.00	0.00	0.00	0.00	0.00	9,999.37
13102 PLD VALLE DE ORO LD ACQ	96882 PLD VALLE DE ORO LAND ACQ IMP	0.00	0.00	0.00	0.00	0.00	8,629.07
13103 PLD VALLEY CTR LND ACQ I	96883 PLD VALLEY CTR LAND ACQ IMPAC	0.00	0.00	0.00	0.00	0.00	16,005.60
13112 PLD BONSALE IN LIEU FEE	96892 PLD BONSALE IN LIEU FEE	0.00	0.00	0.00	0.00	0.00	2,626.77
13117 PLD FALLBROOK IN LIEU FEE	96897 PLD FALLBROOK IN LIEU FEE	28,323.00	0.00	28,323.00	28,323.00	0.00	560.11
13120 PLD LAKESIDE IN LIEU FEE	96900 PLD LAKESIDE IN LIEU FEE	0.00	0.00	0.00	0.00	0.00	687.86
13122 PLD NC METRO IN LIEU FEE	96902 PLD NC METRO IN LIEU FEE	0.00	0.00	0.00	0.00	0.00	959.27
13128 PLD RAMONA IN LIEU FEE	96906 PLD RAMONA IN LIEU FEE	0.00	0.00	0.00	0.00	0.00	68.59
13129 PLD SAN DGTO IN LIEU FEE	96909 PLD SAN DIEGUITO IN LIEU FEE	0.00	0.00	0.00	0.00	0.00	2,056.12
13130 PLD SPRING VY IN LIEU FE	96910 PLD SPRING VLY IN LIEU FEE	103,149.90	103,149.90	85,000.00	188,149.90	(85,000.00)	2,632.68
13131 PLD SWEETWATR IN LIEU FE	96911 PLD SWEETWATER IN LIEU FEE	0.00	0.00	0.00	0.00	0.00	18.25
13132 PLD VALLE DE ORO IN LIEU	96912 PLD VALLE DE ORO IN LIEU FEE	0.00	0.00	0.00	0.00	0.00	846.46
13133 PLD VALLEY CTR IN LIEU F	96913 PLD VALLEY CTR IN LIEU FEE	0.00	0.00	0.00	0.00	0.00	2,233.09
13695 SANCAL 2023 CPH LAB COC	96266 SANCAL 2023 CPH LAB COC RELOC	0.00	8,460,724.42	0.00	8,460,724.42	(8,460,724.42)	756,933.51
14005 PRD 8 PAUMA VALLEY	95101 PRD 8 PAUMA VALLEY 95101	238,114.00	20,016.20	38,952.28	58,968.48	179,145.52	39,652.84
14010 PRD 8 MAGEE ROAD PALA	95102 PRD 8 MAGEE RD-PALA 95102	129,430.00	8,256.43	19,359.70	27,618.13	101,813.87	31,141.85

PERIODIC FINANCIAL STATEMENT - SCHEDULE OF REVENUES AND EXPENDITURES BY FUND AND ORGANIZATIONAL UNIT - GL041

Date: 12-MAR-2025 11:42:31

COSD  
Current Period FEB-25

Currency: USD  
No specific FUND requested

FUND	ORG	REVISED BUDGET	EXPENDITURES	ENCUMBRANCES	EXPENDITURES & ENCUMBRANCES	REMAINING BUDGET	REVENUE
14015 PRD 9 SANTA FE ZONE B	95103 PRD 9 B SANTA FE 95103	247,397 00	7,773 24	822 75	8,595 99	238,801 01	21,691 49
14020 PRD 10 DAVIS DRIVE	95104 PRD 10 DAVIS DR 95104	48,224 00	2,363 02	3,500 00	5,863 02	42,360 98	7,761 02
14025 PRD 11 BERNARDO ROAD ZN	95105 PRD 11 A BERNARDO RD 95105	104,823 00	3,437 93	2,676 73	6,114 66	98,706 34	13,359 59
14030 PRD 11 BERNARDO ROAD ZN	95106 PRD 11 C BERNARDO RD 95106	11,644 00	2,043 13	770 70	2,813 83	8,830 17	2,651 26
14035 PRD 11 BERNARDO ROAD ZN	95107 PRD 11 D BERNARDO RD 95107	46,969 00	5,442 54	215 40	5,657 94	41,311 06	5,875 71
14040 PRD 12 LOMAIR	95108 PRD 12 LOMAIR 95108	139,750 00	4,350 86	2,577 30	6,928 16	132,821 84	18,549 25
14045 PRD 13 PALA MESA ZONE A	95109 PRD 13 A PALA MESA 95109	529,384 27	87,044 85	18,810 93	103,855 78	425,528 49	89,646 00
14050 PRD 13 STEWART CANYON ZN	95110 PRD 13 B STEWART CANYON 95110	135,595 58	3,392 11	58,857 38	62,249 49	73,346 09	20,026 59
14060 PRD 16 WYNOLA	95112 PRD 16 WYNOLA 95112	163,406 00	8,681 19	3,350 34	12,031 53	151,374 47	22,411 91
14065 CSA 17 SAN DIEGUITO AMBU	95113 CSA 17 SAN DGTO AMBUL 95113	0 00	0 00	0 00	0 00	0 00	1,191 00
14070 PRD 18 HARRISON PARK	95114 PRD 18 HARRISON PARK 95114	95,033 43	17,094 47	13,815 08	30,809 55	64,123 88	35,941 03
14080 PRD 20 DAILY ROAD	95115 PRD 20 DAILY ROAD 95115	306,774 13	76,259 73	20,197 85	96,457 58	210,316 55	65,201 89
14085 PRD 21 PAUJMA HEIGHTS	95116 PRD 21 PAUJMA HEIGHTS 95116	815,456 08	28,122 64	182,539 43	210,662 07	604,794 01	58,052 99
14090 PRD 22 WEST DOUGHERTY ST	95117 PRD 22 W DOUGHERTY ST 95117	5,974 00	1,947 72	500 00	1,547 72	4,426 28	1,631 56
14095 PRD 23 ROCK TERRACE ROAD	95118 PRD 23 ROCK TERRACE RD 95118	24,397 00	1,744 18	4,310 60	6,063 78	18,333 22	5,387 52
14100 PRD 24 MT WHITNEY ROAD	95119 PRD 24 MT WHITNEY RD 95119	98,178 00	3,198 64	4,512 52	7,711 16	90,466 84	8,474 72
14105 CSA 26 RANCHO SAN DIEGO	95120 CSA 26 RANCHO SAN DGO 95120	473,462 54	255,356 33	75,000 00	330,356 33	143,106 21	184,039 70
14110 CSA 26 COTTONWOOD VILLG ZN	95121 PRD 26 A COTTONWOOD VI 95121	493,310 43	133,151 68	124,849 69	258,001 37	235,309 06	157,205 12
14115 CSA 26 MONTE VISTA ZN B	95122 PRD 26 B MONTE VISTA 95122	290,558 01	110,072 78	76,446 56	186,519 34	104,038 67	85,905 50
14118 CSA 26 SD LANDSCAPE MAIN	95397 LMD ZONE 1	196,891 54	155,322 40	0 00	155,322 40	41,569 14	112,406 71
14119 LMD ZONE 2 JULIAN	95156 LMD ZONE 2 JULIAN	113,159 54	40,891 48	0 00	40,891 48	72,268 06	59,792 78
14120 PRD 30 ROYAL OAKS CARROL	95123 PRD 30 ROYAL OAKS-CAR 95123	83,120 00	4,118 82	1,210 83	5,329 65	77,790 35	7,116 29
14125 PRD 36 GAY RIO TERRACE	95124 PRD 36 GAY RIO TERRACE 95124	81,687 00	5,417 13	4,582 80	9,999 93	71,687 07	9,453 45
14135 PRD 45 RINCON SPRINGS RD	95126 PRD 45 RINCON SPRINGS 95126	39,745 00	4,953 23	9,123 78	14,077 01	25,667 99	6,587 10
14140 PRD 46 ROCOSO ROAD	95127 PRD 46 ROCOSO ROAD 95127	241,246 00	7,541 30	400 36	7,941 66	233,304 34	34,498 53
14145 PRD 48 SUNSET KNOLL ROA	95128 PRD 48 SUNSET KNLS RD 95128	73,113 00	3,906 73	941 54	4,548 27	68,564 73	5,681 13
14150 PRD 50 KNOLL PARK LANE	95129 PRD 50 KNOLL PARK LN 95129	58,806 00	1,219 34	4,000 00	5,219 34	53,586 66	7,948 58
14155 PRD 53 KNOLL PARK	95130 PRD 53 KNOLL PK LN EX 95130	201,794 00	7,127 80	2,491 60	9,619 40	192,174 60	17,585 14
14160 PRD 54 MT HELIX	95131 PRD 54 MT HELIX 95131	134,189 00	3,369 28	2,939 20	6,308 48	127,880 52	14,223 37
14165 PRD 55 RAINBOW CREST RD	95132 PRD 55 RAINBOW CREST 95132	366,568 50	9,672 43	14,051 78	23,724 21	342,844 29	44,450 88
14170 PRD 60 RIVER DRIVE	95133 PRD 60 RIVER DRIVE 95133	113,974 00	3,650 09	3,402 98	7,053 07	106,920 93	16,584 12
14175 PRD 61 GREEN MEADOW WAY	95134 PRD 61 GRN MEADOW WAY 95134	258,822 00	114,504 04	25,865 58	140,169 82	118,652 38	13,997 29
14180 PRD 63 HILLVIEW ROAD	95135 PRD 63 HILLVIEW ROAD 95135	436,331 00	313,509 14	1,764 61	315,273 75	121,057 25	37,693 35
14190 CSA 69 HEARTLAND PARAMED	95137 CSA 69 HEARTLAND PARA 95137	0 00	0 00	0 00	0 00	0 00	92 84
14195 PRD 70 EL CAMINO COR T	95138 PRD 70 EL CAMINO COR T 95138	40,119 00	4,154 28	3,885 58	8,039 86	32,079 14	7,232 74
14200 PRD 75 GAY RIO DR ZONE A	95139 PRD 75 A GAY RIO DRIVE 95139	108,115 00	1,421 39	4,090 00	5,421 39	102,693 61	17,096 16
14205 PRD 75 GAY RIO DR ZONE B	95140 PRD 75 B GAY RIO DRIVE 95140	58,636 00	3,037 36	12,719 00	15,756 36	40,881 64	21,007 55
14220 PRD 76 KINGSFORD COURT	95142 PRD 76 KINGSFORD CT 95142	48,151 00	1,232 14	3,300 00	4,532 14	43,618 86	6,779 08
14225 PRD 77 MONTIEL TRUCK TR	95143 PRD 77 MONTIEL TRK TR 95143	221,868 00	11,467 35	3,438 54	14,905 89	206,962 11	20,947 98
14230 PRD 78 GARDENA WAY	95144 PRD 78 GARDENA AY 95144	113,914 00	52,389 45	3,495 28	55,884 73	58,029 27	10,775 62
14235 PRD 80 HARRIS TRUCK TRAI	95145 PRD 80 HARRIS TRK TRL 95145	301,289 00	16,734 74	13,355 92	30,090 66	271,198 34	18,518 23
14240 CSA 81 FALLBROOK LOCAL P	95146 CSA 81 FALLBROOK PARK 95146	689,656 25	340,132 82	3,245 25	343,378 17	346,278 08	452,942 37
14245 CSA 83 SAN DIEGUITO LOC	95147 CSA 83 SN DGTO LOC 95147	1,241,429 62	306,840 37	288,558 24	595,398 61	646,031 01	673,371 65
14246 CSA 83A ZONE A4S RANCH P	95155 CSA 83A 4S RANCH PARK	1,408,100 86	805,300 12	29,123 17	634,423 29	773,677 57	639,690 01
14255 PRD 88 EAST FIFTH ST	95149 PRD 88 EAST FIFTH S 95149	47,469 00	3,276 16	3,306 60	6,582 76	40,886 24	6,377 48
14265 PRD 90 SOUTH CORDOBA	95151 PRD 90 SOUTH CORDOV 95151	63,679 00	1,636 92	2,534 80	4,171 72	59,507 28	7,601 87
14270 PRD 94 ROBLE GRANDE ROAD	95152 PRD 94 ROBLE GRNDE 95152	248,293 00	1,984 84	5,234 80	7,219 64	241,073 36	31,757 45
14275 PRD 95 VALLE DEL SOL	95153 PRD 95 VALLE DEL 90 95153	428,718 00	8,487 77	1,002 54	9,490 31	419,227 69	32,210 89
14280 PRD 99 ALLONDRA DEL CORV	95154 PRD 99 VA ALLNDRA- 95154	118,985 00	2,125 19	4,301 10	6,426 29	110,558 71	16,325 41
14290 PRD 101 JOHNSON LAKE RD	95358 PRD 101 JOHNSON LK 95358	131,931 00	3,695 84	3,453 22	7,149 06	124,781 94	17,813 24
14295 PRD 101 HI RIDGE RD ZONE	95357 PRD 101 A HI-RIDGE R 95357	218,734 00	6,363 50	6,865 00	13,228 50	205,505 50	22,798 27

PERIODIC FINANCIAL STATEMENT - SCHEDULE OF REVENUES AND EXPENDITURES BY FUND AND ORGANIZATIONAL UNIT - GL041

Date 12-MAR-2025 11 42 31

COSD

Current Period FEB-25

Currency USD  
No specific FUND requested

FUND	ORG	REVISED BUDGET	EXPENDITURES	ENCUMBRANCES	EXPENDITURES & ENCUMBRANCES	REMAINING BUDGET	REVENUE
14300 PRD 102 MT MEADOW	95358 PRD 102 MTN MEADOW 95358	229,182.09	15,853.65	20,453.05	44,306.70	184,875.39	38,515.24
14315 PRD 103 ALTO DRIVE	95361 PRD 103 ALTO DRIVE 95361	176,224.00	2,172.12	9,801.10	11,973.22	164,250.78	13,654.35
14320 PRD 104 ARTESIAN RD	95362 PRD 104 ARTESIAN RO 95362	27,120.00	9,038.08	11,119.89	20,157.97	6,962.03	97,945.21
14330 PRD 105 ALTA LOMA DR	95364 PRD 105 ALTA LOMA D 95364	113,487.00	2,700.73	9,141.56	11,842.29	101,644.71	14,657.86
14335 PRD 105 ALTA LOMA DR ZN	95365 PRD 105 A ALTA LOMA D 95365	117,945.00	2,502.34	11,304.87	13,807.21	104,137.79	15,088.97
14340 PRD 106 GARRISON WAY ET	95366 PRD 106 GARRISON AY 95366	98,795.00	9,105.20	4,968.05	14,071.25	84,723.75	19,429.23
14410 PRD 117 LEGEND ROCK	95380 PRD 117 LEGEND ROCK 95380	460,538.00	355,424.55	18,391.68	371,816.23	86,721.77	117,550.72
14440 CSA 122 OTAY MESA EAST	95386 PRD 122 OTAY MESA E 95386	7,152.00	0.00	0.00	0.00	7,152.00	145.75
14445 PRD 123 MIZPAH LANE	95387 PRD 123 MIZPAH LANE 95387	67,194.00	2,004.72	2,601.10	4,605.82	62,588.18	8,217.57
14455 PRD 125 WRIGHTWOOD ROAD	95388 PRD 125 WRIGHTWOOD 95388	51,091.00	4,765.13	1,512.56	8,277.69	44,813.31	6,576.80
14460 PRD 126 SANDHURST WAY	95390 PRD 126 SANDHURST W 95390	19,127.00	1,514.96	1,000.00	2,514.96	16,612.04	3,088.56
14465 PRD 127 SINGING TRAILS D	95391 PRD 127 SINGING TRAILS 95391	58,381.00	2,355.11	3,638.10	5,993.21	52,387.79	10,579.58
14470 CSA 128 SAN MIGUEL PARK	95392 CSA 128 SN MIGUEL PRK 95392	1,644,531.36	785,858.46	34,500.03	800,358.49	844,172.87	838,318.72
14480 PRD 130 WILKES ROAD	95394 PRD 130 WILKES ROAD 95394	91,036.00	5,515.67	4,729.48	10,245.15	80,790.85	17,899.02
14500 PRD 133 RANCH CREEK ROAD	95396 PRD 133 RNCH CREEK RD 95396	235,442.00	4,860.44	9,861.00	13,821.44	221,620.56	35,201.30
14505 PRD 134 KENORA LANE	95399 PRD 134 KENORA LANE 95399	38,761.00	1,267.89	3,593.36	4,861.25	33,919.75	7,032.66
14610 SDCFPD FIRE MITIGATION	95210 SDCFPD FIRE MITIGATION	4,100,000.00	85,814.82	1,014,185.38	1,100,000.00	3,000,000.00	508,330.74
14611 SD COUNTY FIRE PROTECTIO	95211 SAN DIEGO COUNTY FIRE PROTECT	9,985,959.99	1,363,075.68	522,821.77	1,885,897.45	8,100,262.54	9,299,455.15
14612 SDCFPD MT LAGUNA	95212 SDCFPD MT LAGUNA	18,000.00	0.00	0.00	0.00	18,000.00	13,308.20
14613 SDCFPD PALOMAR	95213 SDCFPD PALOMAR	73,000.00	5,329.48	1,836.04	7,265.50	65,734.50	49,329.86
14614 SDCFPD DESCANSO	95214 SDCFPD DESCANSO	57,000.00	0.00	0.00	0.00	57,000.00	34,796.37
14615 SDCFPD DULZURA	95215 SDCFPD DULZURA	13,000.00	0.00	0.00	0.00	13,000.00	7,711.65
14616 SDCFPD TECATE	95216 SDCFPD TECATE	11,000.00	0.00	0.00	0.00	11,000.00	8,435.78
14617 SDCFPD POTRERO	95217 SDCFPD POTRERO	16,000.00	0.00	0.00	0.00	16,000.00	8,774.17
14618 SDCFPD JACUMBA	95218 SDCFPD JACUMBA	18,000.00	0.00	0.00	0.00	18,000.00	9,551.06
14619 SDCFPD RURAL WEST	95219 SDCFPD RURAL WEST	450,000.00	0.00	0.00	0.00	450,000.00	217,090.40
14620 SDCFPD YUIMA	95220 SDCFPD YUIMA	52,000.00	0.00	0.00	0.00	52,000.00	29,744.17
14621 SDCFPD JULIAN	95221 SDCFPD JULIAN	111,779.12	0.00	0.00	0.00	111,779.12	62,701.13
14622 SDCFPD RAMONA	95222 SDCFPD RAMONA	2,600,000.00	(1,263,234.22)	1,263,234.22	0.00	2,600,000.00	1,482,249.15
14624 SDCFPD BORREGO	95224 SDCFPD BORREGO	0.00	0.00	0.00	0.00	0.00	157,871.62
14625 SDCFPD RAMONA EDU DELINQ	95225 SDCFPD RAMONA EDU DELINQUENT	0.00	0.00	0.00	0.00	0.00	685,752.75
14810 CSA 135 DEL MAR 800MHZ Z	95402 CSA 135 B DEL MAR 800 MHZ 954	43,495.00	24,224.80	808.12	25,032.92	18,462.08	29,020.60
14830 CSA 135 POWAY 800 MHZ ZO	95406 CSA 135 F POWAY 800 MHZ 95406	221,500.00	65,187.62	818.12	65,985.74	155,514.26	86,785.57
14840 CSA 135 SOLANA BCH 800MH	95408 CSA 135 H SOLANA BEACH 800 MH	39,815.00	5,180.89	808.12	5,889.01	33,825.99	24,953.21
14850 CSA 135 BORR SPRING FPD 8	95410 CSA 135 K BORREGO SPRINGS 954	8,550.00	4,071.00	0.00	4,071.00	4,479.00	607.08
14900 CSA 136 SUNDANCE DET BAS	95420 PRD 136 SUNDANCE DETN 95420	23,913.17	9,641.70	12,752.88	22,384.58	1,518.59	15,100.71
14907 CSA 138 VALLEY CENTER PA	95447 CSA 138 VALLEY CENTER PARK	378,734.28	349,077.51	40,943.03	390,020.54	(11,266.26)	239,534.18
14995 COUNTY SERVICE AREA 17	95485 COUNTY SERVICE AREA 17 95485	8,469,701.76	4,552,212.80	3,122,108.53	7,674,321.33	795,380.43	4,961,708.45
14996 COUNTY SERVICE AREA 69	95496 COUNTY SERVICE AREA 69 95496	581,718.31	69,661.87	5,114.80	74,776.67	506,941.64	84,738.85
14997 SDCFPD AMBULANCE SERVICE	95497 SDCFPD AMBULANCE SERVICE AREA	23,446,279.84	10,454,807.32	10,442,529.55	20,897,336.87	2,548,942.97	12,478,089.99
15000 SD CO FLOOD CONTROL DIST	95800 FLOOD CONTROL DISTRICT	13,718,185.35	8,979,985.55	8,631,115.48	13,611,101.03	107,084.32	5,408,337.47
15226 BLACKWOLF MAINT ZN349781	95806 BLACKWOLF STORMWATER MAINT ZN	11,822.29	789.20	6,635.28	7,424.48	4,397.81	7,958.90
15227 LAKE RANCHO VIEJO MAINT	95807 LAKE RANCHO VIEJO MAINT 24424	191,260.23	88,570.53	44,237.56	132,808.09	58,452.14	64,916.46
15228 PONDEROSA ESTATES MAINT	95808 PONDEROSA ESTATES MAINT ZN351	12,291.60	4,044.91	8,161.05	12,205.96	85.64	6,743.78
15250 HCV ADMIN FEE RESERVE	95875 HCV ADMIN FEE RESERVE	31,075,466.00	18,039,849.63	0.00	18,039,849.63	13,035,616.37	19,513,418.37
15255 SDCHA RES REHAB	95876 SDCHA-RES REHAB	20,000.00	127,799.95	50,000.00	177,799.95	(157,799.95)	170,228.86
15260 PUBLIC HOUSING CIAP	95877 PUBLIC HOUSING CIAP	375,340.00	42,022.89	0.00	42,022.89	333,317.11	42,022.89
15265 PH MELROSE HUD	95878 PH-MELROSEHUD	372,530.00	259,797.07	0.00	259,797.07	112,732.93	132,345.08
15280 PH TOWNCENTER HUD	95881 PH-TOWNCENTERHUD	794,030.00	229,457.49	20,000.00	249,457.49	544,572.51	182,297.55
15295 MODERATE REHAB PROJ 3 HA	95884 MODERATE REHAB PROJ#3-HAP	0.00	0.00	0.00	0.00	0.00	1,096.84
15305 HA VOUCHER PROG PROJECTS	95886 VOUCHER PROGRAM PROJECTS	241,990,000.00	151,344,859.31	0.00	151,344,859.31	90,645,140.69	153,670,901.21

PERIODIC FINANCIAL STATEMENT - SCHEDULE OF REVENUES AND EXPENDITURES BY FUND AND ORGANIZATIONAL UNIT - GL041

Date: 12-MAR-2025 11:42:31

COSD  
Current Period: FEB-25

Currency: USD  
No specific FUND requested

FUND	ORG	REVISED BUDGET	EXPENDITURES	ENCUMBRANCES	EXPENDITURES & ENCUMBRANCES	REMAINING BUDGET	REVENUE
15308 HCV FAMILY SELF SUFFICIE	95873 HCV FAMILY SELF SUFFICIENCY	50,000.00	0.00	0.00	0.00	50,000.00	15.99
15315 PH L ST HUD	95868 PH-L ST HUD	282,030.00	204,786.25	0.00	204,786.25	77,243.75	105,069.88
15320 HOUS ASST MOD REHAB PRJ	95889 MODERATE REHAB PROJ#4-HAP	496,700.00	398,162.00	0.00	398,162.00	98,538.00	309,819.00
15325 PH DOROTHY HUD	95890 PH-DOROTHY HUD	353,050.00	246,187.49	0.00	246,187.49	106,862.51	166,983.42
15330 HA BUSINESS ACTIVITIES	95891 HA BUSINESS ACTIVITIES	7,430,000.00	2,842,967.80	0.00	2,842,967.80	4,587,032.20	2,865,471.29
15335 PH FIREBIRD FHHA	95892 PH-FIREBIRDFHHA	768,588.00	410,265.65	0.00	410,265.65	376,322.35	475,840.81
15345 HOUS AUTH FACILITY FUND	95894 HOUS AUTH - FACILITY	100,000.00	0.00	0.00	0.00	100,000.00	0.00
15352 REDEV RENTAL SUBSIDY PRO	95899 REDEV RENTAL ASST SUBSIDY	0.00	0.00	0.00	0.00	0.00	16.86
15354 HA SANTEE SUCCESS HOUSIN	95902 HA SANTEE SUCCESSOR HOUSING A	26,000.00	5,162.52	0.00	5,162.52	20,837.48	3,622.41
15355 HA REAL ESTATE RESERVE	95896 HA REAL ESTATE RESERVE	0.00	0.00	0.00	0.00	0.00	7,688.51
15370 MAINSTREAM VOUCHER	95874 MAINSTREAM VOUCHER	4,771,400.00	2,174,547.33	0.00	2,174,547.33	2,596,852.67	2,395,439.31
15450 HARMONY GROVE CAP PROJ	76200 HARMONY GROVE CAP PROJ	0.00	0.00	0.00	0.00	0.00	0.02
15451 OTHER SERVICES - HARMONY	95451 HARMONY GROVE CFD 08-01 OTH S	415,331.09	158,450.77	21,035.96	179,486.73	235,844.38	238,008.58
15452 FLOOD CONTROL - HARMONY	95452 HARMONY GROVE CFD 08-01 FLOOD	390,000.00	0.00	0.00	0.00	390,000.00	54,327.78
15453 FIRE PROTECTION - HARMON	95453 HARMONY GROVE CFD 08-01 FIRE	514,148.00	5,762.27	0.00	5,762.27	508,385.73	272,845.83
15454 IMPROVEMENT - HARMONY GR	95454 HARMONY GROVE CFD 08-01 IMPRO	0.00	0.00	0.00	0.00	0.00	153.13
15464 HORSE CRK RDG CFD 13-01	95464 HORSE CRK RDG CFD 13-01 INTER	426,770.00	0.00	0.00	0.00	426,770.00	0.00
15465 HORSE CRK RDG CFD 13-01	95465 HORSE CRK RDG CFD 13-01 A-SPE	525,259.95	216,025.65	4,995.56	221,021.21	304,238.74	314,209.46
15466 HORSE CRK RDG FCD CFD 13	95466 HORSE CRK RDG CFD 13-01 B-SPE	221,823.00	0.00	0.00	0.00	221,823.00	137,043.19
15467 HORSE CRK RDG FIRE CFD 1	95467 HORSE CRK RDG CFD 13-01 C-SPE	153,010.00	171,800.61	0.00	171,800.61	(18,790.61)	91,203.93
15468 MEADOWWOOD PRK CFD 19-01	95468 MEADOWWOOD PRK CFD 19-01 A-SPE	280,291.99	17,972.58	502.10	18,474.68	261,817.31	275,134.46
15469 MEADOWWOOD FCD CFD 19-01	95469 MEADOWWOOD FCD CFD 19-01 B-SPE	137,000.00	0.00	0.00	0.00	137,000.00	158,955.68
15470 MEADOWWOOD FIRE CFD 19-01	95470 MEADOWWOOD FIRE CFD 19-01 C-SP	102,000.00	117,239.07	0.00	117,239.07	(15,239.07)	118,955.96
15471 HILLSIDE MEADOWS MAINT C	95471 HILLSIDE MEADOWS MAINT CFD 17	115,780.00	0.00	0.00	0.00	115,780.00	0.00
15472 SWEETWTR PL MAINT CFD 19	95472 SWEETWTR PL MAINT CFD 19-02 S	142,656.29	20,926.17	424.85	21,351.02	121,305.27	85,064.81
15473 PARK CIR MAINT CFD 19-03	95473 PARK CIR MAINT CFD 19-03 SPEC	216,771.00	0.00	0.00	0.00	216,771.00	171,054.89
15474 SDCFPD CFD 04-01 SPECIAL	95474 SDCFPD CFD 04-01 SPECIAL TAX	5,000.00	0.00	0.00	0.00	5,000.00	13,170.52
15475 SDCFPD CFD 04-01 SPECIAL	95475 SDCFPD CFD 04-01 SPECIAL TAX	0.00	0.00	0.00	0.00	0.00	0.00
15476 SDCFPD EOM CFD 9-1 SPCL	95476 SDCFPD EOM CFD 09-01 SPECIAL	0.00	0.00	0.00	0.00	0.00	1,218.64
15477 SDCFPD EOM CFD 9-1 SPCL	95477 SDCFPD EOM CFD 09-01 SPECIAL	2,468,264.07	0.00	0.00	0.00	2,468,264.07	10,816.87
15478 PIPER OTAY CFD 22-01 TAX	95478 PIPER OTAY CFD 22-01 TAX A	26,400.00	6,040.80	0.00	6,040.80	20,359.20	1,370,557.13
15479 PIPER OTAY CFD 22-01 TAX	95479 PIPER OTAY CFD 22-01 TAX B	16,000.00	0.00	0.00	0.00	16,000.00	9,310.41
15480 SDCFPD BORREGO CFD 14-1	95480 SDCFPD BORREGO CFD 14-1 SPCL	0.00	0.00	0.00	0.00	0.00	267,701.55
15720 PRD 1003 ALAMO WAY	97029 PRD 1003 ALAMO WAY 97029	0.00	0.00	0.00	0.00	0.00	14.24
15740 PRD 1005 EDEN VALLEY LAN	97033 PRD 1005 EDEN VALLEY 97033	114,957.00	2,773.78	8,038.24	8,812.02	106,144.98	7,188.69
15765 PRD 1008 CANTER 97038	97038 PRD 1008 CANTER 97038	20,248.00	1,784.97	1,469.60	3,254.57	16,993.43	3,772.21
15774 PRD 1000 ZN1010 ALPINE H	97042 PRD 1000 ALPINE HIGHLANDS ZN1	150,340.00	6,421.20	7,342.50	13,763.70	136,576.30	28,101.49
15775 PRD 1000 ZN1011 LA CUEST	97040 PRD 1011 LA CUESTA ZN1011	110,648.00	1,830.40	3,469.60	5,300.00	105,348.00	8,745.42
15776 PRD 1000 ZN1012 MILLAR 9	97041 PRD 1012 MILLAR ZN1012	99,069.00	11,999.27	2,622.84	14,622.11	84,386.89	8,797.52
15777 PRD 1013 SINGING TRAILS	97043 PRD 1013 SINGING TRAILS	83,296.00	2,754.89	8,403.44	11,158.33	72,097.67	9,436.54
15778 PRD 1014 LAVENDER PT LAN	97044 PRD 1014 LAVENDER PT LANE	36,063.00	1,855.56	3,469.60	5,325.16	30,737.84	5,958.48
15779 PRD 1015 LANDAIVO DRIVE E	97045 PRD 1015 LANDAIVO DRIVE ET AL	94,037.00	2,184.99	4,000.00	6,184.99	87,852.01	11,736.63
15780 PRD 1018 EL SERENO WAY	97046 PRD 1018 EL SERENO WAY	112,118.00	109,077.33	1.00	109,078.33	3,039.67	8,157.84
15781 PRD 1017 KALBAUGH-HALEY-	97047 PRD 1017 KALBAUGH-HALEY-TOUB	61,415.00	3,300.11	8,437.02	11,737.13	49,677.87	18,918.29
15850 SURVEY MONUMENT PRESRVAT	67250 DPW SURVEY REMONUMENT FD	175,000.00	967.20	120,032.80	121,000.00	54,000.00	55,970.00
15890 SPECIAL AVIATION	68350 AGUA CALIENTE	10,000.00	0.00	0.00	0.00	10,000.00	0.00
15890 SPECIAL AVIATION	68355 BORREGO	10,000.00	0.00	0.00	0.00	10,000.00	0.00
15890 SPECIAL AVIATION	68360 GILLESPIE	0.00	0.00	0.00	0.00	0.00	2.10
15890 SPECIAL AVIATION	68365 JACUMBA	10,000.00	0.00	0.00	0.00	10,000.00	0.00
15890 SPECIAL AVIATION	68370 OCOTILLO	10,000.00	0.00	0.00	0.00	10,000.00	0.00
15890 SPECIAL AVIATION	68385 FALLBROOK	10,000.00	0.00	0.00	0.00	10,000.00	0.00



PERIODIC FINANCIAL STATEMENT - SCHEDULE OF REVENUES AND EXPENDITURES BY FUND AND ORGANIZATIONAL UNIT - GL041

Date: 12-MAR-2025 11:42:31

COSD  
Current Period FEB-25

Currency: US\$  
No specific FUND requested

FUND	ORG	REVISED BUDGET	EXPENDITURES	ENCUMBRANCES	EXPENDITURES & ENCUMBRANCES	REMAINING BUDGET	REVENUE
15900 CO FISH AND GAME PROP	68950 FISH AND GAME COMMISSION	0 00	76,660 41	0 00	76,660 41	(76,660 41)	
15910 COSD FISH AND GAME PROP	52900 FISH AND GAME PROPAGATION	48,000 00	32,853 00	0 00	32,853 00	13,147 00	101,017 75
17050 CSAF REDEV OBLIG RET	97900 SUCCESSOR AGENCY	2,406,790 00	2,200,041 59	0 00	2,200,041 59	206,748 41	359,075 33
21000 PENSION OBLIGATION BONDS	72500 PENSION BOND OBLIG PMTS	81,500,054 00	81,426,758 29	0 00	81,426,758 29	73,295 71	53,070,576 00
21818 SANICAL2014 EDGE MOOR REF	96198 SANICAL2014 EDGE MOOR REF REVEN	0 00	8,577,625 30	0 00	8,577,625 30	(8,577,625 30)	8,353,315 56
21820 SANICAL2014 EDGE MOOR REF	96200 SANICAL2014 EDGE MOOR REF ADMIN	0 00	4,533 43	0 00	4,533 43	(4,533 43)	33 32
21822 SANICAL2014 EDGE MOOR REF	96202 SANICAL2014 EDGE MOOR REF RESER	0 00	4,312,131 13	0 00	4,312,131 13	(4,312,131 13)	31,893 63
21823 SANICAL2014 EDGE MOOR REF	96203 SANICAL2014 EDGE MOOR REF INVT	0 00	344,025 74	0 00	344,025 74	(344,025 74)	55,582 30
21825 SANICAL2019 REV JUST FAC	96205 SANICAL2019 REV JUST FAC REF	0 00	3,178,626 65	0 00	3,178,626 65	(3,178,626 65)	3,225,047 15
21826 SANICAL2019 ADMIN JUST FA	96206 SANICAL2019 ADMIN JUST FAC REF	0 00	3,502 26	0 00	3,502 26	(3,502 26)	152 26
21827 SANICAL2019 DS JUSTICE FA	96207 SANICAL2019 DEBT JUST FAC REF	0 00	3,137,625 00	0 00	3,137,625 00	(3,137,625 00)	3,137,625 00
21828 SANICAL2019 INV ERNG JST	96208 SANICAL2019 INV ERNG JST FC RE	0 00	46,276 05	0 00	46,276 05	(46,276 05)	42,266 38
21829 SANICAL2019 EXC ERNG JST	96209 SANICAL2019 EXC ERNG JST FC RE	0 00	1,734 63	0 00	1,734 63	(1,734 63)	85 13
21833 SANICAL2020 ADMIN WATERFR	96213 SANICAL2020 ADMIN WATERFRONT R	0 00	2,425 52	0 00	2,425 52	(2,425 52)	425 52
21834 SANICAL2020 DS WATERFRONT	96214 SANICAL2020 DS WATERFRONT REF	0 00	1,101,106 25	0 00	1,101,106 25	(1,101,106 25)	1,101,106 25
21835 SANICAL2020 INV ERNG WATE	96215 SANICAL2020 INV ERNG WATERFRONT	0 00	0 00	0 00	0 00	0 00	24,277 63
21837 SANICAL2020 REV WATERFRON	96217 SANICAL2020 REV WATERFRONT REF	0 00	1,124,281 04	0 00	1,124,281 04	(1,124,281 04)	1,426,708 03
21838 SANICAL2020 ADMIN CEDAR KT	96218 SANICAL2020 ADMIN CEDAR KTTNR R	0 00	2,474 67	0 00	2,474 67	(2,474 67)	474 67
21839 SANICAL2020 DS CEDAR KTTN	96219 SANICAL2020 DS CEDAR KTTNR REF	0 00	1,221,619 38	0 00	1,221,619 38	(1,221,619 38)	1,221,619 38
21840 SANICAL2020 INV ERNG CEDA	96220 SANICAL2020 INV ERNG CEDAR KTT	0 00	0 00	0 00	0 00	0 00	23,557 22
21841 SANICAL2020 REV CEDAR KTT	96221 SANICAL2020 REV CEDAR KTTNR RE	0 00	1,243,241 83	0 00	1,243,241 83	(1,243,241 83)	2,570,853 71
21850 SANICAL2021 YTC COPS PROJ	96250 SANICAL2021 YTC COPS PROJECT	0 00	0 08	0 00	0 08	(0 08)	0 08
21851 SANICAL2021 YTC COPS BASE	96251 SANICAL2021 YTC COPS BASE RENT	0 00	2,078,695 28	0 00	2,078,695 28	(2,078,695 28)	2,591,130 59
21852 SANICAL2021 YTC COPS DEBT	96252 SANICAL2021 YTC COPS DEBT SVC	0 00	2,017,250 00	0 00	2,017,250 00	(2,017,250 00)	2,017,250 00
21853 SANICAL2021 YTC COPS ADMIN	96253 SANICAL2021 YTC COPS ADMIN	0 00	3,084 62	0 00	3,084 62	(3,084 62)	384 62
21855 SANICAL2021 YTC COPS INV	96255 SANICAL2021 YTC COPS INV EARN	0 00	0 00	0 00	0 00	0 00	64,416 15
21858 SANICAL 2023 CPH LAB PROJ	96258 SANICAL 2023 CPH LAB PROJECT	0 00	51,904,309 99	0 00	51,904,309 99	(51,904,309 99)	3,917,972 49
21859 SANICAL 2023 CPH LAB BASE	96259 SANICAL 2023 CPH LAB BASE RENT	0 00	343 54	0 00	343 54	(343 54)	583 45
21860 SANICAL 2023 CPH LAB DS F	96260 SANICAL 2023 CPH LAB DS FUND	0 00	4,022,750 00	0 00	4,022,750 00	(4,022,750 00)	4,022,750 00
21861 SANICAL 2023 CPH LAB ADMIN	96261 SANICAL 2023 CPH LAB ADMIN FUN	0 00	3,527 33	0 00	3,527 33	(3,527 33)	646 06
21862 SANICAL 2023 CPH LAB CAP	96262 SANICAL 2023 CPH LAB CAP INT	0 00	4,022,406 46	0 00	4,022,406 46	(4,022,406 46)	511,433 29
21863 SANICAL 2023 CPH LAB INV	96263 SANICAL 2023 CPH LAB INV EARN	0 00	0 00	0 00	0 00	0 00	27 04
21866 SANICAL 2024 EDGE MOOR REF	96279 SANICAL 2024 EDGE MOOR REF BASE	0 00	311,650 51	0 00	311,650 51	(311,650 51)	1,089,899 42
21867 SANICAL 2024 EDGE MOOR REF	96280 SANICAL 2024 EDGE MOOR REF DS F	0 00	33,143,842 57	0 00	33,143,842 57	(33,143,842 57)	33,143,842 57
21868 SANICAL 2024 EDGE MOOR REF	96281 SANICAL 2024 EDGE MOOR REF ADMIN	0 00	0 00	0 00	0 00	0 00	20,000 00
21869 SANICAL 2024 EDGE MOOR REF	96282 SANICAL 2024 EDGE MOOR REF COI	0 00	447,992 48	0 00	447,992 48	(447,992 48)	447,992 48
21870 SANICAL 2024 EDGE MOOR REF	96283 SANICAL 2024 EDGE MOOR REF INV	0 00	0 00	0 00	0 00	0 00	23,729 59
22350 TOBACCO SECRITZN CORP S R	96300 TOBACCO ASSET SECRITZN SR	0 00	7,546,444 46	0 00	7,546,444 46	(7,546,444 46)	903,855 71
22351 TOBACCO COLLECTION AT S	96301 TOBACCO COLLECTION SR	0 00	(181,235 26)	0 00	(181,235 26)	181,235 26	7,368,125 00
22370 06 TOBACCO SR DEBT SERV	96320 06 TOBACCO SR DEBT SERVICE	0 00	7,368,125 00	0 00	7,368,125 00	(7,368,125 00)	7,368,125 00
22391 2019 TOB OPERATING	96341 2019 TOB OPERATING	0 00	180,929 56	0 00	180,929 56	(180,929 56)	
22392 2019 TOB OPERATING CONTI	96342 2019 TOB OPERATING CONTINGENC	0 00	305 70	0 00	305 70	(305 70)	
23210 CSAF GF DEBT SERVICE	96425 CSAF GF DEBT SERVICE	1,619,918 00	1,517,111 25	0 00	1,517,111 25	102,806 75	1,545,342 52
23211 CSAF GF INTEREST ACCT	96428 CSAF GF INTEREST ACCT	224,918 00	122,111 25	0 00	122,111 25	102,806 75	122,111 25
23212 CSAF GF PRINCIPAL ACCT	96427 CSAF GF PRINCIPAL ACCT	715,000 00	715,000 00	0 00	715,000 00	0 00	715,000 00
23213 CSAF GF DEBT SER RESERVE	96428 CSAF GF DEBT SER RESERVE	30,000 00	107,847 49	0 00	107,847 49	(77,847 49)	30,635 69
23214 CSAF GF TURBO REDEMPTION	96429 CSAF GF TURBO REDEMPTION	680,000 00	680,000 00	0 00	680,000 00	0 00	680,000 00
25011 SDRBA 2016 COC REVENUE	69001 SDRBA 2016 COC REVENUE	0 00	6,730,332 43	0 00	6,730,332 43	(6,730,332 43)	8,559,646 96
25012 SDRBA 2016 COC ADMIN	69002 SDRBA 2016 COC ADMIN	0 00	8,296 36	0 00	8,296 36	(8,296 36)	251 36
25013 SDRBA 2016 COC DEBT SERV	69003 SDRBA 2016 COC DEBT SERVICE	0 00	6,584,375 00	0 00	6,584,375 00	(6,584,375 00)	6,584,375 00
25015 SDRBA 2016 COC INVESTMEN	69005 SDRBA 2016 COC INV EARNINGS	0 00	342,152 86	0 00	342,152 86	(342,152 86)	232,097 84

PERIODIC FINANCIAL STATEMENT - SCHEDULE OF REVENUES AND EXPENDITURES BY FUND AND ORGANIZATIONAL UNIT - GL041

Date 12-MAR-2025 11:42:31

COSD  
Current Period FEB-25

Currency: USD  
No specific FUND requested

FUND	ORG	REVISED BUDGET	EXPENDITURES	ENCUMBRANCES	EXPENDITURES & ENCUMBRANCES	REMAINING BUDGET	REVENUE
26000 CAPITAL OUTLAY FUND	7397C COFD7397 SANTA YSABEL NATURE	478,359.27	434,917.67	43,271.40	478,189.07	170.20	433,304.96
26000 CAPITAL OUTLAY FUND	7468C COFD7468 RAMONA GRASSLANDS PH	146,584.03	0.00	11,049.00	11,049.00	135,535.03	
26000 CAPITAL OUTLAY FUND	7494C COFD7494 LINDO LAKE IMPROVEME	505,534.95	21,305.02	175,794.58	197,099.60	308,435.35	21,110.33
26000 CAPITAL OUTLAY FUND	7503C COFD7503 SAN LUIS REY LAND IM	114,729.06	0.00	0.00	0.00	114,729.06	
26000 CAPITAL OUTLAY FUND	7510C COFD7510 SOUTH COUNTY ANIMAL	32,290,721.62	3,947,562.02	26,448,958.60	30,394,520.62	1,896,201.00	3,932,500.29
26000 CAPITAL OUTLAY FUND	7511C COFD7511 SR78 MIDDLE PROJECT	205,510.48	0.00	13,638.75	13,638.75	191,871.73	
26000 CAPITAL OUTLAY FUND	7514C COFD7514 LAKESIDE EQUESTRIAN	764,278.44	447,497.17	69,671.94	517,169.11	247,109.33	447,497.17
26000 CAPITAL OUTLAY FUND	7525C COFD7525 JAMUL FIRE STATION 3	288,768.81	0.00	0.00	0.00	288,768.81	
26000 CAPITAL OUTLAY FUND	7528C COFD7528 PALOMAR MOUNTAIN FIR	677,716.97	470,001.42	53,934.77	523,936.19	153,780.78	465,084.94
26000 CAPITAL OUTLAY FUND	7530C COFD7530 FY17-18 PARKS PLAYGR	2,166,373.04	1,562.84	1,943,358.38	1,944,921.22	223,451.82	1,562.84
26000 CAPITAL OUTLAY FUND	7533C COFD7533 OTAY LAKES PARK SEWE	910,134.38	17,168.08	298,402.73	315,570.81	594,563.57	17,168.08
26000 CAPITAL OUTLAY FUND	7536C COFD7536 LAMAR PLAYGROUND SHA	93,495.67	0.00	22,117.81	22,117.81	71,377.86	
26000 CAPITAL OUTLAY FUND	7537C COFD7537 HILTON HEAD PLAYGROU	98,066.76	0.00	7,240.80	7,240.80	90,825.96	
26000 CAPITAL OUTLAY FUND	7538C COFD7538 FLINN SPRINGS PLAYGR	138,747.86	5,194.80	11,878.80	17,073.60	121,674.26	
26000 CAPITAL OUTLAY FUND	7539C COFD7539 STEELE CANYON PLAYGR	144,438.65	0.00	28,887.78	29,887.78	114,550.89	
26000 CAPITAL OUTLAY FUND	7543C COFD7543 COUNTY ADMINISTRATIO	54,370,149.76	8,765,195.73	15,351,530.91	24,118,726.64	30,253,423.12	8,906,669.88
26000 CAPITAL OUTLAY FUND	7549C COFD7549 SWEETWATER REG PK CO	69,559.50	65,161.66	1,746.91	66,908.57	2,650.93	65,161.66
26000 CAPITAL OUTLAY FUND	7556C COFD7556 MT. LAGUNA FIRE STAT	153,310.24	0.00	0.00	0.00	153,310.24	
26000 CAPITAL OUTLAY FUND	7557C COFD7557 BORREGO SPRINGS SHAD	900,413.07	0.00	1,016.15	1,016.15	899,396.92	
26000 CAPITAL OUTLAY FUND	7559C COFD7559 SLRRP MOOSA ACTIVE R	28,536,337.75	172,330.82	22,919,350.19	23,091,681.01	5,444,656.74	73,927.54
26000 CAPITAL OUTLAY FUND	7560C COFD7560 SLRRP DULINE ROAD AC	560,212.73	561.28	60,104.54	60,665.82	499,546.91	561.28
26000 CAPITAL OUTLAY FUND	7561C COFD7561 ALPINE LOCAL PARK AC	17,653,615.41	56,108.68	445,094.84	495,201.52	17,158,413.89	50,066.48
26000 CAPITAL OUTLAY FUND	7562C COFD7562 SAN DIEGUITO PLAYGRO	83,912.88	0.00	0.00	0.00	83,912.88	
26000 CAPITAL OUTLAY FUND	7563C COFD7563 PATRIOT PARK PLAYGRO	83,469.81	0.00	0.00	0.00	83,469.81	
26000 CAPITAL OUTLAY FUND	7564C COFD7564 LIBERTY PARK PLAYGRO	83,923.67	0.00	0.00	0.00	83,923.67	
26000 CAPITAL OUTLAY FUND	7565C COFD7565 DOS PICOS PARK PLAYG	357,189.73	0.00	325,162.56	325,162.56	32,027.17	
26000 CAPITAL OUTLAY FUND	7566C COFD7566 HEISE PARK PLAYGROUN	271,890.39	0.00	256,243.00	256,243.00	15,647.39	
26000 CAPITAL OUTLAY FUND	7567C COFD7567 SYCUAN KUMEYAA VILA	2,965,450.32	9,252.95	530,066.89	539,319.84	2,426,130.48	7,461.87
26000 CAPITAL OUTLAY FUND	7568C COFD7568 STELZER PRK RANGER S	1,183,557.37	617,751.82	536,622.42	1,154,374.24	29,183.13	516,923.96
26000 CAPITAL OUTLAY FUND	7570C COFD7570 JESS MARTIN PARK WAT	102,349.16	98,782.41	0.00	98,782.41	3,566.75	98,782.41
26000 CAPITAL OUTLAY FUND	7571C COFD7571 LINDO LAKE PHOTOVOL	526,612.32	338,522.86	157,163.33	495,706.19	30,906.13	338,522.86
26000 CAPITAL OUTLAY FUND	7572C COFD7572 SYCAMORE CANYON TRAI	3,868,830.36	20,405.33	42,773.65	63,178.98	3,805,651.38	20,405.33
26000 CAPITAL OUTLAY FUND	7573C COFD7573 GUAJOME COUNTY PARK	58,686.10	1,506.18	28,825.30	30,331.48	28,354.62	1,506.18
26000 CAPITAL OUTLAY FUND	7574C COFD7574 SAGE HILL STAGING AR	671,487.98	59,138.58	187,472.98	246,611.56	424,876.42	57,945.08
26000 CAPITAL OUTLAY FUND	7575C COFD7575 OTAY LAKES PARK PRIM	750,000.00	0.00	0.00	0.00	750,000.00	
26000 CAPITAL OUTLAY FUND	7578C COFD7578 OLD IRONSIDE PARK VO	78,414.52	74,971.34	624.60	75,595.94	3,818.58	74,971.34
26000 CAPITAL OUTLAY FUND	7634C COFD7634 MT WOODSON ACQ AND P	3,019,986.85	569,275.03	2,271,870.31	2,841,145.34	178,841.51	327,679.93
26000 CAPITAL OUTLAY FUND	7688C COFD7688 CALAVO PARK	20,954,787.58	1,085,739.59	18,447,765.80	19,533,505.19	1,421,282.39	1,188,314.47
26000 CAPITAL OUTLAY FUND	7706C COFD7706 JACUMBA FIRE STN 43	17,560,040.29	330,331.93	1,299,589.74	1,629,921.67	15,930,118.62	325,982.45
26000 CAPITAL OUTLAY FUND	7708C COFD7708 OVRP HERITAGE STAGIN	3,757,212.98	241,041.87	717,720.25	958,762.12	2,798,450.86	240,340.54
26000 CAPITAL OUTLAY FUND	7709C COFD7709 SR04 SAFE PASSAGE	849,528.91	10,572.34	235,348.91	245,919.25	603,609.66	10,034.76
26000 CAPITAL OUTLAY FUND	7710C COFD7710 LAKESIDE BSEBILL PK S	825,069.33	522,383.95	300,212.65	822,596.60	3,272.73	522,383.95
26000 CAPITAL OUTLAY FUND	7711C COFD7711 POTTS TRAILS	705,978.45	39,440.54	41,260.34	80,700.88	625,277.57	25,413.80
26000 CAPITAL OUTLAY FUND	7712C COFD7712 LONNY BREWER PARK LE	183,007.59	109,235.79	49,960.50	159,196.29	23,811.30	109,462.00
26000 CAPITAL OUTLAY FUND	7713C COFD7713 OTAY LAKES COUNTY PK	1,000,000.00	0.00	0.00	0.00	1,000,000.00	
26000 CAPITAL OUTLAY FUND	7714C COFD7714 SANTA YSABEL EAST WE	1,110,818.57	103,123.23	268,958.41	372,079.64	738,738.93	163,123.23
26000 CAPITAL OUTLAY FUND	7715C COFD7715 SWEETWATER LP TRAIL	4,575,756.55	491,317.07	180,051.07	651,368.14	3,924,388.41	483,226.73
26000 CAPITAL OUTLAY FUND	7717C COFD7717 FALLBROOK LOCAL PARK	9,463,514.22	3,416,451.31	5,065,871.26	8,482,322.57	981,191.65	1,899,167.61
26000 CAPITAL OUTLAY FUND	7718C COFD7718 SAN DIEGUITO LOCAL P	4,505,622.00	0.00	0.00	0.00	4,505,622.00	
26000 CAPITAL OUTLAY FUND	7719C COFD7719 TWIN OAKS LOCAL PARK	691,790.19	0.00	0.00	0.00	691,790.19	
26000 CAPITAL OUTLAY FUND	7720C COFD7720 EUCALYPTUS CTY PARK	137,928.51	0.00	19,866.00	19,866.00	118,062.51	

PERIODIC FINANCIAL STATEMENT - SCHEDULE OF REVENUES AND EXPENDITURES BY FUND AND ORGANIZATIONAL UNIT - GL041

Date 12-MAR-2025 11:42:31

COSD  
Current Period FEB-25

Currency USD  
No specific FUND requested

FUND	ORG	REVISED BUDGET	EXPENDITURES	ENCUMBRANCES	EXPENDITURES & ENCUMBRANCES	REMAINING BUDGET	REVENUE
26000 CAPITAL OUTLAY FUND	7721C COFD7721 GOODLAND ACR CTY PK	88,837 12	0 00	395 25	395 25	88,441 87	
26000 CAPITAL OUTLAY FUND	7722C COFD7722 PINE VALLEY CTY PK P	147,716 67	0 00	0 00	0 00	147,716 67	
26000 CAPITAL OUTLAY FUND	7723C COFD7723 STEELE CNYN CTY PK	164,549 53	0 00	0 00	0 00	164,549 53	
26000 CAPITAL OUTLAY FUND	7727C COFD7727 LINDO LAKE CTY PK PL	359,233 09	0 00	355,372 00	355,372 00	3,861 09	
26000 CAPITAL OUTLAY FUND	7728C COFD7728 DOS PICOS CTY PK SMA	228,496 88	0 00	207,641 00	207,641 00	20,855 88	
26000 CAPITAL OUTLAY FUND	7729C COFD7729 STEELE CNYN CTY PK P	257,500 14	0 00	233,995 00	233,995 00	23,505 14	
26000 CAPITAL OUTLAY FUND	7730C COFD7730 FOUR GEE PARK	430,848 49	216,380 83	66,984 14	283,364 97	147,483 52	218,360 83
26000 CAPITAL OUTLAY FUND	7731C COFD7731 RICC HNSA FAM RESOUR	5,095,034 86	3,635,843 66	236,998 92	3,872,842 58	1,222,192 28	3,830,091 12
26000 CAPITAL OUTLAY FUND	7739C COFD7739 SWEETWATER SUMMIT RE	1,268,987 44	157,294 13	468,529 59	625,823 72	643,143 72	156,290 01
26000 CAPITAL OUTLAY FUND	7768C COFD7768 EAST OTAY MESA FIRE	3,642,980 71	98,514 48	16,005 09	115,519 57	3,527,471 14	98,510 36
26000 CAPITAL OUTLAY FUND	7768C COFD7768 HERITAGE PARK BUILDI	12,414,595 56	1,718,359 63	2,225,740 35	3,944,099 98	8,470,495 58	1,587,091 62
26000 CAPITAL OUTLAY FUND	7789C COFD7789 VALLEY CENTER PARKS	316,607 99	69,238 34	232,153 23	301,391 57	15,216 42	59,890 33
26000 CAPITAL OUTLAY FUND	7790C COFD7790 BOULDER OAKS PRESERV	2,072,778 19	2,187 72	15,304 46	17,472 18	2,055,304 01	2,187 72
26000 CAPITAL OUTLAY FUND	7791C COFD7791 SWEETWATER LAKE COUN	884,834 29	150,732 01	85,835 25	216,568 27	668,266 02	150,732 01
26000 CAPITAL OUTLAY FUND	7792C COFD7792 SOUTH LAKE PARK	382,360 74	32,930 22	200,283 29	232,313 51	150,047 23	32,030 22
26000 CAPITAL OUTLAY FUND	7796C COFD7796 HALL OF JUSTICE	39,703,823 58	21,371,908 20	13,792,148 14	35,164,054 34	4,539,869 24	20,503,541 42
26000 CAPITAL OUTLAY FUND	7805C COFD7805 EL MONTE RIVER VALLE	6,254,254 69	56,114 93	76,482 89	132,577 82	6,121,676 87	43,452 22
26000 CAPITAL OUTLAY FUND	7836C COFD7836 WATERFRONT PARK ACTI	768,148 15	441,185 11	179,475 91	620,661 02	147,487 13	441,185 11
26000 CAPITAL OUTLAY FUND	7837C COFD7837 FELICITA COUNTY PARK	2,368,333 49	113,546 28	669,885 94	783,432 20	1,604,901 29	113,295 23
26000 CAPITAL OUTLAY FUND	7838C COFD7838 SAN DIEGO BOTANIC GA	37,118 77	25,151 21	1,108 96	26,260 17	10,858 60	2,010 92
26000 CAPITAL OUTLAY FUND	7840C COFD7840 OVRP COMMUNITY GARDE	950,000 00	0 00	0 00	0 00	950,000 00	
26000 CAPITAL OUTLAY FUND	7841C COFD7841 DESCANSO FS 45 APPAR	134,049 38	(707 43)	0 00	(707 43)	134,756 81	
26000 CAPITAL OUTLAY FUND	7842C COFD7842 TJRV SMUGGLERS GULCH	9,122,335 08	216,857 02	1,031,218 94	1,248,075 96	7,874,259 12	166,024 84
26000 CAPITAL OUTLAY FUND	7847C COFD7847 LAMAR PARK PARKING L	97,562 60	10,298 69	54,588 11	84,886 80	32,675 80	10,298 69
26000 CAPITAL OUTLAY FUND	7848C COFD7848 MIRA MESA EPICENTRE	10,831,872 89	708,495 87	10,050,414 27	10,758,910 14	172,962 55	708,495 87
26000 CAPITAL OUTLAY FUND	7849C COFD7849 LOS PENASQUITOS CANY	1,767,310 09	137,690 43	197,353 89	335,044 32	1,432,265 77	137,318 43
26000 CAPITAL OUTLAY FUND	7893C COFD7893 FOOD ACCESS INITIATI	640,293 38	104,704 43	529,360 04	634,064 47	6,228 83	15,993 68
26000 CAPITAL OUTLAY FUND	7894C COFD7894 NCRC MAJOR SYSTEMS R	1,000,000 00	0 00	0 00	0 00	1,000,000 00	
26000 CAPITAL OUTLAY FUND	7895C COFD7895 TJRV SMUGGLERS GULCH	8,428,345 12	1,839,331 43	2,923,932 43	4,563,263 86	3,865,081 26	1,637,852 59
26000 CAPITAL OUTLAY FUND	7908C COFD7908 LINDO LAKE IMPROVEME	21,495,824 08	4,824 88	386,286 82	390,911 70	21,104,912 36	4,824 88
26000 CAPITAL OUTLAY FUND	7909C COFD7909 SLRRP PRADO ACQUISIT	2,020,418 58	0 00	1,001 76	1,001 76	2,019,416 82	
26000 CAPITAL OUTLAY FUND	7910C COFD7910 SWEETWATER BIKE SKIL	2,148,413 00	28,874 41	48,222 91	77,097 32	2,071,315 68	28,576 03
26000 CAPITAL OUTLAY FUND	7911C COFD7911 TJRVP ACTIVE RECREAT	2,387,182 49	137,693 62	426,477 13	564,170 75	1,823,011 74	138,081 72
26000 CAPITAL OUTLAY FUND	7912C COFD7912 LAKESIDE SOCCER FIEL	322,780 32	0 00	0 00	0 00	322,780 32	
26000 CAPITAL OUTLAY FUND	7930C COFD7930 TIJUANA RIVER VALLEY	1,942,786 31	713,055 15	829,472 34	1,542,527 49	400,258 82	364,407 77
26000 CAPITAL OUTLAY FUND	7966C COFD7966 EOC AND SHF COMMUNIC	114,447 91	114,165 18	0 00	114,165 18	282 73	114,165 18
26000 CAPITAL OUTLAY FUND	7967C COFD7967 STOWE TRAIL ACQUISIT	4,496,103 20	94,953 85	5,996 20	100,050 05	4,396,053 15	93,829 57
26000 CAPITAL OUTLAY FUND	7968C COFD7968 SANTA MARIA CREEK GR	992,752 90	107,258 40	186,391 08	293,649 48	699,103 42	107,258 40
26000 CAPITAL OUTLAY FUND	7969C COFD7969 HIDDEN MEADOWS PARK	2,000,000 00	0 00	0 00	0 00	2,000,000 00	
26000 CAPITAL OUTLAY FUND	7970C COFD7970 CASA DE ORO LIBRARY	2,371,864 32	97,891 70	357,101 48	454,993 18	1,916,871 14	97,339 54
26000 CAPITAL OUTLAY FUND	7983C COFD7983 BUTTERFIELD RANCH AC	1,000,500 00	0 00	0 00	0 00	1,000,500 00	
26000 CAPITAL OUTLAY FUND	7993C COFD7993 DICTIONARY HILLS	880,000 00	34,811 43	206,150 17	240,961 60	639,038 40	31,051 74
26000 CAPITAL OUTLAY FUND	7994C COFD7994 ENCINITAS LANDFILL P	1,000,000 00	0 00	0 00	0 00	1,000,000 00	
26000 CAPITAL OUTLAY FUND	7A44C COFD7A44 TJ RIVER VALLEY SPOO	1,748,970 00	42,189 28	1,706,405 75	1,748,595 03	374 97	7,323 10
26005 MAJOR MAINT CAPITAL OUTL	7598D MMCOF7598 SDC PSYC HOSPITL HVA	1,697,153 04	465,600 15	826,476 59	1,292,076 74	405,076 30	463,089 87
26005 MAJOR MAINT CAPITAL OUTL	7627D MMCOF7627 VISTA DETENTION FAC	239,102 59	0 00	0 00	0 00	239,102 59	
26005 MAJOR MAINT CAPITAL OUTL	7642D MMCOF7642 GBDF REPLC SECURITY	30,202,469 41	7,044,667 85	12,452,859 21	19,497,527 06	10,704,942 35	5,792,456 53
26005 MAJOR MAINT CAPITAL OUTL	7648D MMCOF7648 CCA RENOVATION	21,711 67	20,905 21	0 00	20,905 21	806 46	20,905 21
26005 MAJOR MAINT CAPITAL OUTL	7686D MMCOF7686 RIDGEHAVEN SHERIFF	17,727,432 43	4,914,842 08	11,837,435 68	16,752,277 76	975,154 67	4,898,202 44
26005 MAJOR MAINT CAPITAL OUTL	7699D MMCOF7699 LINDO LAKE PLAYGROU	413,830 03	0 00	291,315 00	291,315 00	122,515 03	
26005 MAJOR MAINT CAPITAL OUTL	7752D MMCOF7752 SAN PASQUAL FIRE ST	47,201 76	0 00	0 00	0 00	47,201 76	

PERIODIC FINANCIAL STATEMENT - SCHEDULE OF REVENUES AND EXPENDITURES BY FUND AND ORGANIZATIONAL UNIT - GL041

Date: 12-MAR-2025 11:42:31

COSD  
Current Period: FEB-25

Currency: USD  
No specific FUND requested

FUND	ORG	REVISED BUDGET	EXPENDITURES	ENCUMBRANCES	EXPENDITURES & ENCUMBRANCES	REMAINING BUDGET	REVENUE
26005 MAJOR MAINT CAPITAL OUTL	7753D MMCOF7753 LAKE MORENA FIRE ST	1,234.55	0.00	0.00	0.00	1,234.55	
26005 MAJOR MAINT CAPITAL OUTL	7754D MMCOF7754 DEERHORN FIRE STN E	3,973.38	0.00	0.00	0.00	3,973.38	
26005 MAJOR MAINT CAPITAL OUTL	7755D MMCOF7755 SUNSHINE FIRE STN E	8,493.59	0.00	0.00	0.00	8,493.59	
26005 MAJOR MAINT CAPITAL OUTL	7761D MMCOF7761 SAN PASQUAL ACADEMY	163,918.01	145,281.03	10,381.29	155,642.32	8,275.69	145,281.03
26005 MAJOR MAINT CAPITAL OUTL	7765D MMCOF7765 SWEETWATER REGIONAL	44,150.70	12,056.55	25,150.83	37,207.16	6,943.52	12,056.55
26005 MAJOR MAINT CAPITAL OUTL	7771D MMCOF7771 POTRERO PARK BACKUP	113,345.02	2,701.03	4,748.97	7,450.00	105,895.02	2,701.03
26005 MAJOR MAINT CAPITAL OUTL	7772D MMCOF7772 WILDERNESS GARDEN P	254,263.78	9,635.62	50,468.21	60,101.83	184,161.93	9,635.62
26005 MAJOR MAINT CAPITAL OUTL	7774D MMCOF7774 LAKESIDE SUBSTN EME	75,240.02	7,403.82	0.00	7,403.82	67,836.20	7,403.82
26005 MAJOR MAINT CAPITAL OUTL	7780D MMCOF7780 RIDGEHAVEN NEW GENE	526,874.97	0.00	511,095.56	511,095.56	15,779.41	
26005 MAJOR MAINT CAPITAL OUTL	7784D MMCOF7784 SBRC ESCALATOR AND	890,726.30	7,154.54	159,262.77	106,417.31	724,306.99	6,327.12
26005 MAJOR MAINT CAPITAL OUTL	7806D MMCOF7806 EMJDF GENERATOR REP	2,450,818.64	1,054,484.01	747,488.85	1,801,972.86	648,845.98	1,054,484.01
26005 MAJOR MAINT CAPITAL OUTL	7810D MMCOF7810 CREST LIBRARY REAMOD	39,202.70	13,831.11	0.00	13,831.11	24,371.59	13,831.11
26005 MAJOR MAINT CAPITAL OUTL	7815D MMCOF7815 FLINN SPRINGS PARK	77,748.18	3,069.05	60,976.74	64,045.79	13,700.40	3,069.05
26005 MAJOR MAINT CAPITAL OUTL	7817D MMCOF7817 JESS MARTIN PARK WA	44,446.59	35,558.47	282.80	35,841.27	8,805.32	35,558.47
26005 MAJOR MAINT CAPITAL OUTL	7819D MMCOF7819 VALLECITOS PARK GEN	105,915.24	251.03	4,748.97	5,000.00	100,915.24	251.03
26005 MAJOR MAINT CAPITAL OUTL	7821D MMCOF7821 JULIAN FS 56 PAVEME	234,061.99	201,077.80	0.00	201,077.80	32,984.19	201,132.47
26005 MAJOR MAINT CAPITAL OUTL	7822D MMCOF7822 RANCHITA FS 58 STRM	64,997.51	(97.48)	0.00	(97.48)	65,094.99	(97.48)
26005 MAJOR MAINT CAPITAL OUTL	7823D MMCOF7823 EMRF CPC REMODEL	1,507,149.81	1,506.18	78,661.29	78,167.47	1,428,982.34	1,506.18
26005 MAJOR MAINT CAPITAL OUTL	7825D MMCOF7825 VDF RECREATION YARD	792,008.19	197,540.90	498,811.25	696,352.15	96,256.04	194,779.58
26005 MAJOR MAINT CAPITAL OUTL	7826D MMCOF7826 RSD SHERIFF AIR HAN	50,718.73	0.00	21,274.78	21,274.78	29,443.95	
26005 MAJOR MAINT CAPITAL OUTL	7827D MMCOF7827 SDCJ SEC N EMRGNCY	26,556,263.44	1,363,025.96	798,107.36	2,181,133.32	24,397,130.12	1,359,260.53
26005 MAJOR MAINT CAPITAL OUTL	7829D MMCOF7829 GBDF ROCK SALLY POR	3,000,000.00	68,991.18	338,069.78	405,060.94	2,594,939.06	64,974.71
26005 MAJOR MAINT CAPITAL OUTL	7831D MMCOF7831 MENTAL HEALTH SERVI	58,510.22	1,172.09	4,617.77	5,789.86	52,720.36	1,172.09
26005 MAJOR MAINT CAPITAL OUTL	7833D MMCOF7833 MV FRC TY ELIGIBILI	1,060,276.99	532,606.79	184,103.15	718,709.94	343,567.05	532,606.79
26005 MAJOR MAINT CAPITAL OUTL	7835D MMCOF7835 SR LWIC NATIONAL CIT	1,318,828.85	866,398.23	62,750.41	929,148.64	381,482.21	859,869.51
26005 MAJOR MAINT CAPITAL OUTL	7848D MMCOF7848 SOUTH REGION FRC LO	3,433,725.45	2,867,413.92	565,256.61	3,432,670.53	1,054.92	2,865,154.66
26005 MAJOR MAINT CAPITAL OUTL	7852D MMCOF7852 EL CAJON CITY HALL	793,098.73	(31.65)	0.00	(31.65)	793,128.38	(31.65)
26005 MAJOR MAINT CAPITAL OUTL	7855D MMCOF7855 TOWN CENTER MANOR C	4,013,426.77	3,652,257.14	49,445.59	3,701,702.73	311,724.04	3,652,257.14
26005 MAJOR MAINT CAPITAL OUTL	7858D MMCOF7858 EDGEMR CEIL TILES D	1,709,239.50	133,511.33	508,875.00	640,386.33	1,068,853.17	133,511.33
26005 MAJOR MAINT CAPITAL OUTL	7859D MMCOF7859 EAST CTY MENTAL HEA	107,576.05	755.10	20,199.00	20,954.10	86,621.95	755.10
26005 MAJOR MAINT CAPITAL OUTL	7865D MMCOF7865 NORTH CENTRAL MHC W	2,715,724.98	161,028.49	179,717.97	340,746.46	2,374,976.52	161,028.49
26005 MAJOR MAINT CAPITAL OUTL	7866D MMCOF7866 HNSA SEVILLE PLZ RE	504,597.10	323,288.48	0.00	323,288.48	181,310.62	323,288.48
26005 MAJOR MAINT CAPITAL OUTL	7867D MMCOF7867 MILLS OFFICE RECONF	639,388.98	347,704.20	16,592.62	364,296.82	275,092.16	347,704.20
26005 MAJOR MAINT CAPITAL OUTL	7869D MMCOF7869 FALLBROOK FRC SECUR	265,813.64	67,126.96	114,590.56	181,717.52	84,096.12	65,620.78
26005 MAJOR MAINT CAPITAL OUTL	7870D MMCOF7870 CITY HEIGHTS CGWS O	266,653.10	4,218.49	21,478.43	25,696.92	240,956.18	4,218.49
26005 MAJOR MAINT CAPITAL OUTL	7871D MMCOF7871 HZRD WY SEC ENHANCE	1,014,254.66	(487.16)	12,254.81	11,767.65	1,002,487.01	
26005 MAJOR MAINT CAPITAL OUTL	7872D MMCOF7872 RAMONA LIB MSTR BAR	121,032.06	0.00	0.00	0.00	121,032.06	
26005 MAJOR MAINT CAPITAL OUTL	7873D MMCOF7873 COC LIBRARY HQ SHD	198,496.81	5,687.05	2,047.35	7,714.40	98,792.41	5,687.05
26005 MAJOR MAINT CAPITAL OUTL	7874D MMCOF7874 JULIAN LIBRARY HVAC	965,551.94	58,728.04	771,987.30	830,715.34	134,836.60	58,728.04
26005 MAJOR MAINT CAPITAL OUTL	7875D MMCOF7875 RNCHO SAN DIEGO LIB	115,541.53	11,365.11	0.00	11,365.11	104,176.42	11,365.11
26005 MAJOR MAINT CAPITAL OUTL	7876D MMCOF7876 RANCHO SANTA FE STA	30,942.94	10,968.57	2,200.97	13,189.54	17,753.40	10,968.57
26005 MAJOR MAINT CAPITAL OUTL	7877D MMCOF7877 CREST LIBRARY HVAC	79,312.98	53,622.96	1,808.91	55,431.87	23,881.11	53,622.96
26005 MAJOR MAINT CAPITAL OUTL	7878D MMCOF7878 SWEETWATER BALL FIE	408,856.14	7,047.60	1,568.41	8,616.01	400,250.13	7,047.60
26005 MAJOR MAINT CAPITAL OUTL	7881D MMCOF7881 GUAJOME PARK GATE A	450,255.64	434,112.03	12,342.53	446,454.56	4,801.08	434,112.03
26005 MAJOR MAINT CAPITAL OUTL	7882D MMCOF7882 FALLBROOK LIBRARY Z	1,554,335.29	816,254.41	233,488.25	1,049,742.66	504,592.63	791,771.95
26005 MAJOR MAINT CAPITAL OUTL	7887D MMCOF7887 JAMUL FIRE STN 36 P	61,948.31	30,804.79	7,312.81	38,117.60	22,930.71	30,804.79
26005 MAJOR MAINT CAPITAL OUTL	7890D MMCOF7890 EMJDF EXT PNT WTR H	621,071.00	81,884.84	191,057.54	272,942.38	348,128.70	81,884.84
26005 MAJOR MAINT CAPITAL OUTL	7896D MMCOF7896 COC BUILDING 209 CR	1,952.49	0.00	0.00	0.00	1,952.49	
26005 MAJOR MAINT CAPITAL OUTL	7898D MMCOF7898 LCDF WTR HTR AND SW	2,310,063.46	48,707.03	37,921.89	86,628.92	2,223,434.54	48,707.03
26005 MAJOR MAINT CAPITAL OUTL	7899D MMCOF7899 BRRGO SPRG SHF OFC	377,752.54	5,732.67	288,069.02	293,801.69	83,950.85	5,732.67
26005 MAJOR MAINT CAPITAL OUTL	7900D MMCOF7900 SD FIRE ARMS TRNG	95,086.13	4,957.31	79,155.14	84,112.45	10,973.68	4,957.31

PERIODIC FINANCIAL STATEMENT - SCHEDULE OF REVENUES AND EXPENDITURES BY FUND AND ORGANIZATIONAL UNIT - GL041

Date 12-MAR-2025 11:42:31

COSD  
Current Period FEB-25

Currency USD  
No specific FUND requested

FUND	ORG	REVISED BUDGET	EXPENDITURES	ENCUMBRANCES	EXPENDITURES & ENCUMBRANCES	REMAINING BUDGET	REVENUE
26005 MAJOR MAINT CAPITAL OUTL	7901D MMCOF7901 E MESA RNTRY FC PNL	148,613 07	0.00	0 00	0 00	148,613 07	
26005 MAJOR MAINT CAPITAL OUTL	7904D MMCOF7904 ROCK MOUNTAIN HOUSE	712,350 87	574,785 11	14,489 71	589,274 82	123,076 05	574,785 11
26005 MAJOR MAINT CAPITAL OUTL	7905D MMCOF7905 PINE VLY SHF SBSTN	19,308 86	13,343 78	1,390 99	14,734 77	4,572 09	13,343 78
26005 MAJOR MAINT CAPITAL OUTL	7906D MMCOF7906 RANCHITA SBSTTN AWN	82,725 58	12,903 69	8,299 76	21,203 45	41,522 11	12,903 69
26005 MAJOR MAINT CAPITAL OUTL	7907D MMCOF7907 IB SHERIFF TRAILER	15,463 08	6,785 48	0 00	6,785 48	8,677 60	6,785 48
26005 MAJOR MAINT CAPITAL OUTL	7914D MMCOF7914 NEW SPC FOR OFC OF	87,941 15	2,391 49	8,488 86	10,880 35	57,060 66	2,391 49
26005 MAJOR MAINT CAPITAL OUTL	7916D MMCOF7916 HHS VOASW BEHAVIORA	24,735,989 83	750,887 08	23,437,586 64	24,188,453 72	547,535 91	747,179 70
26005 MAJOR MAINT CAPITAL OUTL	7917D MMCOF7917 EDGEMOOR DISHWASHER	452,324 89	272,810 80	13,784 15	286,594 95	165,729 85	272,810 80
26005 MAJOR MAINT CAPITAL OUTL	7818D MMCOF7918 PPHR WAREHOU TENAN	410,594 73	22,200 84	74,752 57	96,953 21	313,641 52	22,200 84
26005 MAJOR MAINT CAPITAL OUTL	7919D MMCOF7919 SRLWC PUBLIC HEALTH	98,176 94	0 00	0 00	0 00	98,176 94	
26005 MAJOR MAINT CAPITAL OUTL	7922D MMCOF7922 EMJDF INTERCOM SYST	2,441,729 74	297,865 88	45,599 23	343,465 09	2,098,264 65	297,865 88
26005 MAJOR MAINT CAPITAL OUTL	7924D MMCOF7924 DPW ROAD MAINTENANC	284,570 30	188,803 09	7,485 56	196,288 67	88,281 63	188,803 09
26005 MAJOR MAINT CAPITAL OUTL	7925D MMCOF7925 VISTA DETENTN FACIL	8,222,366 00	3,263 38	193,325 42	196,588 80	6,025,777 20	2,008 23
26005 MAJOR MAINT CAPITAL OUTL	7926D MMCOF7926 MAGNOLIA SAFE PARKI	3,285,433 19	687,998 28	2,568,563 26	3,256,561 54	28,871 65	685,236 87
26005 MAJOR MAINT CAPITAL OUTL	7927D MMCOF7927 BANCROFT SAFE PARKI	864,573 81	686,502 07	0 00	686,502 07	178,071 74	686,502 07
26005 MAJOR MAINT CAPITAL OUTL	7928D MMCOF7928 RAMONA ROAD STATION	336,587 07	0 00	16,912 68	16,912 68	319,674 39	
26005 MAJOR MAINT CAPITAL OUTL	7929D MMCOF7929 SAN MARCOS ROAD STA	340,709 14	0 00	15,279 12	15,279 12	325,430 02	
26005 MAJOR MAINT CAPITAL OUTL	7931D MMCOF7931 CAC WATERFRONT PARK	249,012 69	11,030 11	57,080 04	68,119 15	180,893 54	11,030 11
26005 MAJOR MAINT CAPITAL OUTL	7932D MMCOF7932 BONITA MUSEUM AC UN	129,494 96	8,456 77	102,833 53	111,290 30	18,204 66	8,456 77
26005 MAJOR MAINT CAPITAL OUTL	7933D MMCOF7933 ROV OOC SEC ENHANC	373,004 14	810 93	0 00	810 93	372,193 21	810 93
26005 MAJOR MAINT CAPITAL OUTL	7936D MMCOF7936 ALPINE LIB SECURITY	71,397 84	(149 60)	0 00	(149 60)	71,547 44	(149 60)
26005 MAJOR MAINT CAPITAL OUTL	7937D MMCOF7937 4S RANCH LIB HVAC R	371,584 01	31,213 82	33,884 20	65,097 82	306,486 19	31,213 82
26005 MAJOR MAINT CAPITAL OUTL	7939D MMCOF7939 BNTA SUN LIB PAT FN	218,071 75	97,903 14	27,462 44	125,365 58	92,706 17	97,903 14
26005 MAJOR MAINT CAPITAL OUTL	7940D MMCOF7940 LAKE MORENA DOCK RE	300,000 00	870 48	68,365 52	68,238 00	230,764 00	870 48
26005 MAJOR MAINT CAPITAL OUTL	7941D MMCOF7941 LAKE MORENA PLAYGRO	121,678 44	24,957 32	11,136 78	36,094 08	85,584 36	24,957 32
26005 MAJOR MAINT CAPITAL OUTL	7943D MMCOF7943 CACTUS PARK REFURBI	1,678,424 35	11,981 95	26,000 00	37,981 95	1,641,442 40	11,981 95
26005 MAJOR MAINT CAPITAL OUTL	7944D MMCOF7944 CACTUS PARK RESTROO	2,500,000 00	313,647 37	102,225 00	415,872 37	2,084,127 63	313,647 37
26005 MAJOR MAINT CAPITAL OUTL	7946D MMCOF7946 STELZER PARK TRAIL	119,120 93	105,617 88	2,220 00	107,837 88	11,283 05	105,617 88
26005 MAJOR MAINT CAPITAL OUTL	7947D MMCOF7947 AGUA CALIENTE PARK	600,000 00	19,402 61	421,829 27	441,231 88	158,768 12	19,402 61
26005 MAJOR MAINT CAPITAL OUTL	7948D MMCOF7948 AGUA CALIENTE PARK	240,000 00	0 00	0 00	0 00	240,000 00	
26005 MAJOR MAINT CAPITAL OUTL	7949D MMCOF7949 SPRING VALLEY GYM H	184,778 33	42,214 01	32,729 00	74,943 01	109,835 32	42,214 01
26005 MAJOR MAINT CAPITAL OUTL	7950D MMCOF7950 JULIAN FS 56 EXT TWO	331,194 90	24,986 56	21,811 21	46,797 77	284,397 13	24,986 56
26005 MAJOR MAINT CAPITAL OUTL	7952D MMCOF7952 DEERHORN FS 37 STO	331,158 40	25,359 75	29,890 56	55,250 41	275,907 99	25,359 75
26005 MAJOR MAINT CAPITAL OUTL	7953D MMCOF7953 LAKE MORENA FS 42 E	336,803 18	25,865 15	34,300 87	60,286 02	276,517 16	24,192 24
26005 MAJOR MAINT CAPITAL OUTL	7954D MMCOF7954 INTERMOUNTAIN FS 85	79,367 34	18,674 60	21,309 15	39,983 75	39,383 59	15,774 21
26005 MAJOR MAINT CAPITAL OUTL	7955D MMCOF7955 RANCHITA FS 38 EXT	328,024 56	22,310 95	21,729 51	44,040 46	283,984 10	22,310 95
26005 MAJOR MAINT CAPITAL OUTL	7958D MMCOF7958 EMJDF TRACK FIELD S	(1,286 70)	(1,286 70)	0 00	(1,286 70)	0 00	(1,286 70)
26005 MAJOR MAINT CAPITAL OUTL	7959D MMCOF7959 EMJDF IBR DELIVERY	772,493 55	21,623 73	515,053 12	536,676 85	235,816 70	21,623 73
26005 MAJOR MAINT CAPITAL OUTL	7960D MMCOF7960 ALPINE SHERIFF STAT	148,044 49	117,518 07	17,594 35	135,112 42	10,932 07	117,518 07
26005 MAJOR MAINT CAPITAL OUTL	7961D MMCOF7961 EO MESA REG FIREARM	98,728 64	8,510 07	87,531 89	76,041 96	22,686 68	8,167 97
26005 MAJOR MAINT CAPITAL OUTL	7962D MMCOF7962 JULIAN SHF SUBSTATI	13,415 24	3,408 87	1,097 24	4,504 11	8,911 13	3,191 55
26005 MAJOR MAINT CAPITAL OUTL	7963D MMCOF7963 SANTEE SHF SAR VEHI	55,802 35	0 00	0 00	0 00	55,802 35	
26005 MAJOR MAINT CAPITAL OUTL	7964D MMCOF7964 PINE VALLEY SHF SUB	13,924 98	0 00	0 00	0 00	13,924 98	
26005 MAJOR MAINT CAPITAL OUTL	7965D MMCOF7965 ASTREA SHF AVIATION	75,839 21	11,968 92	61,956 75	73,925 67	1,913 54	11,968 92
26005 MAJOR MAINT CAPITAL OUTL	7976D MMCOF7976 AWRM HAZARD WAY EV C	369,387 08	9,288 11	372,529 48	381,817 59	7,569 49	8,032 96
26005 MAJOR MAINT CAPITAL OUTL	7978D MMCOF7978 EMDF ELECTRIC VEHIC	1,056,733 45	41,760 65	555,719 58	597,480 21	459,253 24	41,760 65
26005 MAJOR MAINT CAPITAL OUTL	7979D MMCOF7979 SAN MARCOS OFFICES	192,603 12	1,757 21	15,153 11	16,910 32	175,692 80	1,757 21
26005 MAJOR MAINT CAPITAL OUTL	7980D MMCOF7980 SOUTH LOT LINE COC	353,512 64	5,271 63	444,019 04	449,290 67	(95,778 03)	3,765 45
26005 MAJOR MAINT CAPITAL OUTL	7981D MMCOF7981 CRASH GOLDEN HILL H	4,087,992 24	2,963,147 98	335,722 86	3,298,870 64	769,121 40	2,962,458 48
26005 MAJOR MAINT CAPITAL OUTL	7986D MMCOF7986 HARBISON CANYON FS	460,368 57	59,594 24	26,473 84	86,068 08	374,300 49	46,534 43
26005 MAJOR MAINT CAPITAL OUTL	7987D MMCOF7987 POLINSKY REPAIRS PH	5,064,752 70	11,595 55	98,023 74	109,619 29	4,955,133 41	9,632 50

PERIODIC FINANCIAL STATEMENT - SCHEDULE OF REVENUES AND EXPENDITURES BY FUND AND ORGANIZATIONAL UNIT - GL041

Date: 12-MAR-2025 11 42 31

COSD  
Current Period: FEB-25

Currency: USD  
No specific FUND requested

FUND	ORG	REVISED BUDGET	EXPENDITURES	ENCUMBRANCES	EXPENDITURES & ENCUMBRANCES	REMAINING BUDGET	REVENUE
26005 MAJOR MAINT CAPITAL OUTL	7988D MMC0F7988 DPW WSTWTR STE LIGH	233,757 91	152,829 79	56,674 64	209,504 43	24,253 48	150,570 53
26005 MAJOR MAINT CAPITAL OUTL	7988D MMC0F7989 EL CAJON FRC EV CHA	200,000 00	502 06	9,497 94	10,000 00	190,000 00	502 06
26005 MAJOR MAINT CAPITAL OUTL	7990D MMC0F7990 EDMEMOOR SNF EV CHA	200,000 00	1,506 18	8,493 82	10,000 00	190,000 00	1,506 18
26005 MAJOR MAINT CAPITAL OUTL	7991D MMC0F7991 WILLOW RD REC VEHIC	4,583,160 45	326,214 38	223,520 59	549,734 97	4,033,445 48	326,214 38
26005 MAJOR MAINT CAPITAL OUTL	7998D MMC0F7998 ENERGY MEASURES IMP	400,000 00	251 03	95,790 17	96,041 20	303,958 80	
26005 MAJOR MAINT CAPITAL OUTL	7999D MMC0F7999 EV ROADMAP FOR VARI	1,930,000 00	0 00	0 00	0 00	1,930,000 00	
26005 MAJOR MAINT CAPITAL OUTL	7A02D MMC0F7A02 SOUTH REGION PUBLIC	500,000 00	0 00	57,738 90	57,738 90	442,261 10	
26005 MAJOR MAINT CAPITAL OUTL	7A03D MMC0F7A03 VISTA LIBRARY SERVI	100,000 00	15,460 68	35,752 74	51,213 42	48,786 58	14,958 62
26005 MAJOR MAINT CAPITAL OUTL	7A04D MMC0F7A04 SWFTWR REG PARK ELE	600,000 00	0 00	0 00	0 00	600,000 00	
26005 MAJOR MAINT CAPITAL OUTL	7A11D MMC0F7A11 DOS PICOS CAMPGROUN	600,000 00	7,052 96	57,268 70	64,321 66	535,678 34	7,052 96
26005 MAJOR MAINT CAPITAL OUTL	7A12D MMC0F7A12 DOS PICOS RESTRM UP	600,000 00	1,713 37	44,426 00	46,139 37	553,860 63	1,713 37
26005 MAJOR MAINT CAPITAL OUTL	7A14D MMC0F7A14 WILLIAM HEISE PARK	200,000 00	3,012 36	73,300 76	76,313 12	123,686 88	2,761 33
26005 MAJOR MAINT CAPITAL OUTL	7A15D MMC0F7A15 POTRERO PARK RESTRO	450,000 00	8,916 23	50,625 00	59,541 23	390,458 77	8,916 23
26005 MAJOR MAINT CAPITAL OUTL	7A21D MMC0F7A21 GOODLAND ACRES PARK	150,000 00	11,175 62	122,896 04	134,071 66	15,928 34	9,167 38
26005 MAJOR MAINT CAPITAL OUTL	7A22D MMC0F7A22 4S RANCH PARK IMPRO	150,000 00	6,024 68	18,074 20	24,098 88	125,901 12	6,024 68
26005 MAJOR MAINT CAPITAL OUTL	7A23D MMC0F7A23 4S RANCH SPORTS PRK	250,000 00	12,551 50	9,539 14	22,090 64	227,909 36	11,298 35
26005 MAJOR MAINT CAPITAL OUTL	7A24D MMC0F7A24 4S RANCH PATRIOT PA	150,000 00	0 00	0 00	0 00	150,000 00	
26005 MAJOR MAINT CAPITAL OUTL	7A26D MMC0F7A26 LOUIS STELZER COUNT	500,000 00	0 00	0 00	0 00	500,000 00	
26005 MAJOR MAINT CAPITAL OUTL	7A27D MMC0F7A27 DPR ADA ACCESSIBILI	1,000,000 00	0 00	0 00	0 00	1,000,000 00	
26005 MAJOR MAINT CAPITAL OUTL	7A29D MMC0F7A29 SHELTER VALLEY FS 6	305,000 00	7,198 53	51,515 83	58,714 36	246,285 64	7,198 53
26005 MAJOR MAINT CAPITAL OUTL	7A30D MMC0F7A30 EMJDF IMPROVEMENTS	5,165,000 00	0 00	192,590 80	192,590 80	4,972,409 20	
26005 MAJOR MAINT CAPITAL OUTL	7A31D MMC0F7A31 FALLBROOK SUBSTATIO	800,000 00	10,578 27	75,171 73	85,750 00	714,250 00	9,323 12
26005 MAJOR MAINT CAPITAL OUTL	7A32D MMC0F7A32 SBRC JUDGES PARKING	150,000 00	0 00	0 00	0 00	150,000 00	
26005 MAJOR MAINT CAPITAL OUTL	7A33D MMC0F7A33 NCRG VISTA CCTV UPG	450,000 00	17,486 96	138,101 77	155,588 73	294,411 27	13,470 48
26005 MAJOR MAINT CAPITAL OUTL	7A34D MMC0F7A34 SDCJ ADA UPGRADE PH	4,500,000 00	0 00	200,824 00	200,824 00	4,299,176 00	
26005 MAJOR MAINT CAPITAL OUTL	7A35D MMC0F7A35 VALLEY CENTER SUBST	250,000 00	24,811 30	222,391 36	247,202 66	2,797 34	23,807 18
26005 MAJOR MAINT CAPITAL OUTL	7A36D MMC0F7A36 SHERIFFS HQ SITE 60	110,000 00	3,801 68	16,658 57	20,460 25	89,539 75	3,550 65
26005 MAJOR MAINT CAPITAL OUTL	7A37D MMC0F7A37 MIRAMAR K9 FENCING	100,000 00	6,528 78	9,453 22	15,980 00	84,020 00	6,528 78
26005 MAJOR MAINT CAPITAL OUTL	7A38D MMC0F7A38 RANCHITA SUBSTATION	75,000 00	4,942 49	10,307 51	15,250 00	59,750 00	4,942 49
26005 MAJOR MAINT CAPITAL OUTL	7A39D MMC0F7A39 COC 5580 HVAC EQUIP	1,000,000 00	0 00	110,000 00	110,000 00	890,000 00	
26005 MAJOR MAINT CAPITAL OUTL	7A40D MMC0F7A40 LCDRF ADA UPGRADE	6,500,000 00	22,196 98	442,558 98	464,755 96	6,035,244 04	20,188 75
26005 MAJOR MAINT CAPITAL OUTL	7A41D MMC0F7A41 SDCPH PHARMACY RELO	400,000 00	192,174 29	174,900 77	367,075 06	32,924 94	192,174 29
26005 MAJOR MAINT CAPITAL OUTL	7A42D MMC0F7A42 EAST COUNTY REG CTR	920,000 00	12,902 44	2,197 56	15,000 00	905,000 00	
26005 MAJOR MAINT CAPITAL OUTL	7A43D MMC0F7A43 EMJDF UPGRADE CCTV	3,087,522 77	539,488 36	1,771,198 59	2,310,684 95	776,837 82	535,720 61
26005 MAJOR MAINT CAPITAL OUTL	7A45D MMC0F7A45 TROY SLEEPING CABIN	11,100,000 00	398,601 27	951,825 88	1,350,427 13	9,749,572 87	384,286 51
26005 MAJOR MAINT CAPITAL OUTL	7A46D MMC0F7A46 EL CAJON FRC CANOPY	500,000 00	6,024 72	34,140 08	40,164 80	459,835 20	4,267 51
26005 MAJOR MAINT CAPITAL OUTL	7A47D MMC0F7A47 EAST COUNTY REGIONA	248,241 94	4,267 51	5,732 49	10,000 00	238,241 94	2,761 33
26005 MAJOR MAINT CAPITAL OUTL	7A48D MMC0F7A48 NORTH COUNTY ANIMAL	848,807 20	61,597 18	528,422 48	590,019 66	258,787 54	60,375 08
26005 MAJOR MAINT CAPITAL OUTL	7A49D MMC0F7A49 VISTA DETENTION FAC	1,000,000 00	0 00	72,850 00	72,850 00	927,150 00	
26005 MAJOR MAINT CAPITAL OUTL	7A50D MMC0F7A50 REPLACE HVAC UNITS	1,500,000 00	0 00	12,551 50	12,551 50	1,487,448 50	
26005 MAJOR MAINT CAPITAL OUTL	7A51D MMC0F7A51 HOJ PARKING LOT GAT	350,000 00	0 00	2,000 00	2,000 00	348,000 00	
26015 CAPITAL MSCP ACQUISITION	7312M KAP500 MULTI-SPECIES CNSRYTN	27,439,087 16	4,680,241 90	583,043 72	5,263,285 62	22,175,801 54	4,714,122 07
26025 COUNTY HEALTH COMPLEX	7529H COHC7529 SOUTHEAST SAN DIEGO	3,824,161 40	776,395 76	210,899 69	987,295 45	2,836,865 95	776,395 76
26025 COUNTY HEALTH COMPLEX	7750H COHC7750 TRI CITY HEALTH DIST	4,608,710 83	3,002,442 79	892,358 48	3,894,801 27	711,909 56	2,586,668 39
26025 COUNTY HEALTH COMPLEX	7798H COHC7798 CENTRAL REGION COMMU	31,055,801 10	120,052 10	390,817 45	510,869 55	30,544,731 55	78,181 22
26025 COUNTY HEALTH COMPLEX	7799H COHC7799 EDMEMOOR PSYCHIATRI	26,319,841 00	1,808,210 24	2,330,882 19	4,139,092 43	22,180,748 57	379,244 98
26025 COUNTY HEALTH COMPLEX	7843H COHC7843 EAST REGION CSU AND	25,292,822 74	3,566,655 01	19,242,952 88	22,809,607 87	2,483,014 87	1,480,384 33
26025 COUNTY HEALTH COMPLEX	7844H COHC7844 COUNTY PUBLIC HEALTH	81,318,495 81	49,269,617 63	21,704,264 71	70,973,902 34	10,344,593 47	47,568,974 05
26025 COUNTY HEALTH COMPLEX	7920H COHC7920 SAN DIEGO COUNTY PSY	5,000,000 00	120,628 30	88,583 21	209,209 59	4,790,790 41	77,393 68
26025 COUNTY HEALTH COMPLEX	7921H COHC7921 E REGION COMMUNITY B	901,807 13	35,106 85	45,871 09	80,977 94	820,829 19	24,825 16
26050 JUSTICE FACILITY CONST	7497J JFCF7497 REGIONAL COMMUNICATI	3,502,261 09	213,899 69	668,423 60	882,323 29	2,619,937 80	213,899 69

PERIODIC FINANCIAL STATEMENT - SCHEDULE OF REVENUES AND EXPENDITURES BY FUND AND ORGANIZATIONAL UNIT - GL041

Date:12-MAR-2025 11 42 31

COSD  
Current Period FEB-25

Currency: USD  
No specific FUND requested

FUND	ORG	REVISED BUDGET	EXPENDITURES	ENCUMBRANCES	EXPENDITURES & ENCUMBRANCES	REMAINING BUDGET	REVENUE
26050 JUSTICE FACILITY CONST	7521J JFCF7521 SAN DIEGO JUVENILE J	4,274,850 51	3,170,037 19	356,803 78	3,526,840 97	748,009 54	2,651,456 88
26050 JUSTICE FACILITY CONST	7971J JFCF7971 RAMONA SHERIFF STATI	6,712,250 21	48,646 85	443,448 88	492,095 73	6,220,154 48	45,522 67
26050 JUSTICE FACILITY CONST	7972J JFCF7972 VISTA DETENTION FACI	1,676,309 40	295,302 73	122,252 17	417,554 90	1,260,754 50	266,131 61
26050 JUSTICE FACILITY CONST	7995J JFCF7995 RAMONA FIRE STATION	250,000 00	88,261 90	74,688 26	160,960 16	89,039 84	85,814 62
26050 JUSTICE FACILITY CONST	7996J JFCF7996 SAN DIEGO COUNTY FIR	150,000 00	0 00	50,000 00	50,000 00	100,000 00	
26075 LIBRARY PROJ CAPITAL OUT	7505L COLIB7505 CASA DE ORO LIBRARY	20,936,625 70	1,169,027 14	16,499,647 37	17,668,674 51	3,267,951 19	1,158,103 38
26075 LIBRARY PROJ CAPITAL OUT	7508L COLIB7508 4S RANCHO LIBRARY EX	3,664,057 90	78,878 78	1,430,867 63	1,509,546 61	2,354,511 29	77,674 66
26075 LIBRARY PROJ CAPITAL OUT	7541L COLIB7541 LAKE-SIDE BRANCH LIB	787,305 75	19,658 32	23,144 92	42,803 24	744,502 51	19,658 32
26075 LIBRARY PROJ CAPITAL OUT	7580L COLIB7580 JULIAN LIBRARY COMM	712,505 70	98,782 37	131,029 44	227,811 81	484,693 89	96,782 37
26075 LIBRARY PROJ CAPITAL OUT	7581L COLIB7581 RANCHO SAN DIEGO LI	187,770 32	3,568 77	10,532 18	14,098 95	173,671 37	3,568 77
26075 LIBRARY PROJ CAPITAL OUT	7845L COLIB7845 EL CAJON BRANCH LIB	255,707 31	0 00	203,843 23	203,843 23	51,864 08	
26125 EDGEWOOD DEVELOPMENT	75800 EDGEWOOD DEVELOPMENT FUND	8,607,465 00	25,863 57	50,393 93	76,257 50	8,531,207 50	6,333,961 20
28075 CSAF USDRIP	96530 CSAF USDRIP	550,000 00	550,000 00	0 00	550,000 00	0 00	550,489 25
28076 CSAF GF IMPROVEMENT	96532 CSAF GF IMPROVEMENT	0 00	0 00	0 00	0 00	0 00	6 88
28076 CSAF GF SRF	96534 CSAF GF SPECIAL REV FUND	1,619,918 00	1,433,169 59	0 00	1,433,169 59	186,748 41	1,433,593 62
28079 CSAF GF ADMIN	96535 CSAF GF ADMIN	216,872 00	216,872 00	0 00	216,872 00	0 00	216,886 49
28080 CSAF GILLESPIE HOUSING	96536 CSAF GILLESPIE HOUSING	0 00	0 00	0 00	0 00	0 00	6 32
28081 CSAF USDRIP HOUSING	96537 CSAF USDRIP HOUSING	0 00	0 00	0 00	0 00	0 00	7 06
30050 AIRPORT ENTERPRISE	76350 AIRPORT DIVISION	27,637,141 66	8,795,977 33	4,506,039 69	13,302,017 22	14,335,124 44	3,643,753 23
30050 AIRPORT ENTERPRISE	76351 GILLESPIE FIELD AIRPORT	7,803,932 69	3,038,886 15	412,502 28	3,451,388 43	4,352,544 26	6,958,149 77
30050 AIRPORT ENTERPRISE	76352 PALOMAR AIRPORT	9,742,404 18	4,758,098 86	2,508,274 05	7,267,370 91	2,475,033 25	3,549,869 47
30050 AIRPORT ENTERPRISE	76353 RAMONA AIRPORT	1,842,288 90	450,994 71	308,381 27	759,375 98	1,082,912 92	250,524 99
30050 AIRPORT ENTERPRISE	76354 BORRERO VALLEY AIRPORT	864,775 59	420,357 43	162,744 63	583,102 06	281,673 53	85,276 09
30050 AIRPORT ENTERPRISE	76355 AGUA CALIENTE AIRPORT	159,418 59	48,279 16	7,258 59	55,537 75	103,878 84	
30050 AIRPORT ENTERPRISE	76356 FALLBROOK AIRPORT	609,479 92	203,563 38	150,458 16	354,021 54	255,458 38	424,584 87
30050 AIRPORT ENTERPRISE	76357 JACUMBA AIRSTRIP	278,385 45	41,505 11	171,630 45	213,135 56	65,229 89	1,554 52
30050 AIRPORT ENTERPRISE	76358 OCOTILLO AIRSTRIP	53,960 45	14,695 20	10,249 45	24,344 65	29,615 80	
30100 LIQUID WASTE ENTERPRISE	76900 OPERATIONS AND MAINTENANCE	7,735,525 39	3,962,436 35	181,488 80	4,143,905 15	3,591,620 24	4,580,431 90
30100 LIQUID WASTE ENTERPRISE	76905 ENGINEERING AND ADMIN	5,022,080 11	3,002,238 67	70,416 50	3,072,655 17	1,949,424 94	2,146,436 67
30425 CMWSMD-ZONE B (CAMPO HIL	97290 CAMPO HILLS WATER	620,149 26	334,132 14	134,595 49	468,727 63	151,421 63	162,089 97
30427 CMWSMD-ZONE A (RANCHO DE	97297 RANCHO DEL CAMPO WATER	1,910,273 00	232,395 01	38,484 46	270,879 47	1,639,393 53	338,523 08
30429 LIVE OAK SPRNGS WTR SYS	97298 LIVE OAK SPRNGS WTR SYS CSA	3,524,504 04	227,053 92	660,149 49	887,203 41	2,637,300 63	171,034 63
31500 SAN DIEGO COUNTY SANITAT	97165 SAN DIEGO COUNTY SANITATION D	81,606,987 56	18,763,878 70	18,106,165 63	36,870,044 33	44,736,823 23	20,685,287 79
31550 SHF JAIL STORES COMMISSA	96400 SHF JAIL STORES COMMISSARY EN	9,059,339 90	3,404,965 71	315,178 98	3,720,144 67	5,339,195 23	4,566,842 74
35500 INFORMATION TECHNOLOGY I	78550 CHIEF INFO TECH OFFICER	234,685,790 31	110,337,750 78	119,263,215 21	229,600,965 99	5,084,824 32	125,591,519 11
35525 DPW EQUIP INTERNAL SERV	78552 INNOVATION FUND	701,859 54	0 00	0 00	0 00	701,859 54	149,061 37
35550 DPW ISF EQUIP ACQ ROAD F	97077 DPW ISF-EQUIPMENT OPERTNS	7,702,687 00	3,789,985 46	270,903 10	4,040,888 56	3,661,998 44	3,550,907 49
35575 DPW ISF EQUIP ACQ INACTI	97079 DPW ISF-EQUIP ACQ-ROAD FD	12,400,268 46	2,120,283 31	5,025,843 60	7,146,126 91	5,254,141 55	2,477,475 90
35625 DPW ISF EQUIP ACQ AIRPOR	97081 DPW-ISF-INACTIVE WST(G/F)	383,000 00	23,411 42	808 12	24,219 54	358,780 46	39,327 26
35650 DPW ISF EQUIP ACQ GEN FN	97085 DPW ISF-EQUIP ACQ-AIRPORT	430,895 73	50,664 95	163,996 11	214,661 06	216,034 67	77,110 00
35675 DPW ISF EQUIP ACQ LIQ WS	97087 DPW ISF-EQUIP ACQ-GEN FND	76,520 00	22,320 40	0 00	22,320 40	54,199 60	22,320 40
35800 PURCHASING ISF	97089 DPW ISF-EQUIP ACQ-LIQ WST	975,252 35	312,202 71	688,266 00	1,010,468 71	(35,216 38)	390,325 42
35800 PURCHASING ISF	81640 DEPARTMENT ADMINISTRATION - D	1,708,405 00	1,029,461 88	0 00	1,029,461 86	678,943 14	163,475 31
35800 PURCHASING ISF	81645 PURCHASING	18,850,379 82	9,539,911 27	768,690 15	10,308,601 42	8,541,778 40	10,447,293 14
35800 PURCHASING ISF	81655 PROPERTY DISPOSAL	0 00	693 53	0 00	693 53	(693 53)	
35800 PURCHASING ISF	81670 RECORDS MGT	2,852,597 00	686,431 49	0 00	686,431 49	2,166,165 51	
36000 EMPLOYEE BENEFITS	82400 WORKERS COMPENSATION	58,735,352 00	30,417,221 80	0 00	30,417,221 80	28,318,130 20	37,700,736 47
36025 INSURANCE ISF	82405 UNEMPLOYMENT INSURANCE	3,846,374 00	1,178,423 77	0 00	1,178,423 77	2,667,950 23	2,689,659 45
36050 PUBLIC LIABILITY INSURANC	82500 INSURANCE ISF	10,380,721 00	1,009,105 24	931,020 00	1,940,134 24	8,440,586 76	8,534,385 93
37000 FLEET SERVICES ISF OPER	82850 PUBLIC LIABILITY ISF	72,839,019 00	62,217,292 31	1,000 00	62,218,292 31	10,620,726 69	54,452,122 84
	83500 ADMINISTRATION	1,937,611 49	2,083,831 44	106,234 90	2,190,066 34	(252,454 85)	143,781 23

PERIODIC FINANCIAL STATEMENT - SCHEDULE OF REVENUES AND EXPENDITURES BY FUND AND ORGANIZATIONAL UNIT - GL041

Date: 12-MAR-2025 11:42:31

COSD  
Current Period: FEB-25

Currency: USD  
No specific FUND requested

FUND	ORG	REVISED BUDGET	EXPENDITURES	ENCUMBRANCES	EXPENDITURES & ENCUMBRANCES	REMAINING BUDGET	REVENUE
37000 FLEET SERVICES ISF OPER	83505 MAINTENANCE	9,762,022.09	4,512,034.94	179,965.36	4,692,000.30	5,070,021.79	6,410,861.00
37000 FLEET SERVICES ISF OPER	83510 FLEET ISF-POOLED VEHICLES	91,890.00	47,556.37	0.00	47,556.37	44,333.63	39,192.34
37000 FLEET SERVICES ISF OPER	83520 FLEET MOBILE MAINTENANCE	1,314,785.00	656,355.28	695.63	657,050.91	657,734.09	988,214.82
37025 FLEET ISF EQUIP ACQ GENL	84100 FLEET ISF - ASSET MANAGE	2,196,794.00	1,473,275.07	40,379.39	1,513,654.46	683,139.54	1,238,256.45
37025 FLEET ISF EQUIP ACQ GENL	84105 FLEET ISF-VEHICLE ACQ	59,335,086.76	11,822,230.56	30,337,990.36	42,160,220.92	17,174,865.84	8,858,196.43
37050 FLEET ISF MAT SUPP INV	84650 FLEET ISF - FUEL ADMIN	16,763,290.23	7,728,243.32	431,774.07	8,158,017.39	8,605,272.84	7,320,902.92
37050 FLEET ISF MAT SUPP INV	84655 FLEET ISF-PARTS	8,855,545.10	8,173,516.00	2,484,136.62	10,857,654.62	(1,802,109.52)	7,405,904.75
37075 FLEET ISF ACCIDENT REPAIR	85200 FLEET ISF-ACCIDENT RPR ICP	1,731,808.00	768,335.75	0.00	768,335.75	963,472.25	891,840.96
37600 FACILITIES MGMT INT SVC	87450 DGS ADMINISTRATION	8,379,893.26	4,547,370.55	316,906.25	4,864,276.80	3,515,616.46	959.98
37600 FACILITIES MGMT INT SVC	87455 INFORMATION SERVICES	0.00	981.59	0.00	981.59	(981.59)	-
37600 FACILITIES MGMT INT SVC	87465 ENGINEERING-REGION 2	0.00	1,841.61	0.00	1,841.61	(1,841.61)	225.57
37600 FACILITIES MGMT INT SVC	87470 ENGINEERING-REGION 3	0.00	1,095.37	0.00	1,095.37	(1,095.37)	-
37600 FACILITIES MGMT INT SVC	87475 ENGINEERING-REGION 4	0.00	3,616.86	0.00	3,616.86	(3,616.86)	-
37600 FACILITIES MGMT INT SVC	87485 ENGINEERING-CSG	11,448,985.53	8,277,222.73	1,143,703.61	9,420,926.54	2,028,058.99	19,691,200.65
37600 FACILITIES MGMT INT SVC	87490 ENGINEERING-ICP	8,614,873.00	5,386,223.51	0.00	5,386,223.51	3,228,649.49	9,196,987.46
37600 FACILITIES MGMT INT SVC	87500 HEAT VENT AIR COND-REG 2	0.00	928.37	0.00	928.37	(928.37)	-
37600 FACILITIES MGMT INT SVC	87520 HEAT VENT AIR COND-CSG	1,241,015.00	888,750.23	0.00	888,750.23	352,264.77	173,631.33
37600 FACILITIES MGMT INT SVC	87525 HEAT VENT AIR COND-ICP	463,167.00	308,408.36	0.00	308,408.36	154,758.64	336,533.10
37600 FACILITIES MGMT INT SVC	87560 CARPENTRY-ICP	313,074.00	154,683.58	0.00	154,683.58	158,390.42	114,884.83
37600 FACILITIES MGMT INT SVC	87585 ELECTRIC/ELECTRIC SEC-REG 5	0.00	877.08	0.00	877.08	(877.08)	-
37600 FACILITIES MGMT INT SVC	87590 ELECTRIC/ELECTRIC SEC-CSG	5,989,876.84	3,484,471.71	260,159.67	3,724,631.38	2,244,445.46	1,641,259.46
37600 FACILITIES MGMT INT SVC	87595 ELECTRICIANS-ICP	730,145.00	156,741.52	0.00	156,741.52	573,403.48	162,292.07
37600 FACILITIES MGMT INT SVC	87635 MASONRY - ICP	287,436.00	131,548.92	0.00	131,548.92	155,887.08	134,783.00
37600 FACILITIES MGMT INT SVC	87665 PAINTING - CSG	438,747.00	148,581.45	195,762.96	342,344.41	96,402.58	177,448.16
37600 FACILITIES MGMT INT SVC	87670 PAINTING - ICP	1,188,990.00	821,259.59	0.00	821,259.59	367,730.41	783,933.32
37600 FACILITIES MGMT INT SVC	87700 PLUMBING/WELD - CSG	1,338,264.00	712,221.44	155,346.05	867,567.49	470,696.51	255,820.47
37600 FACILITIES MGMT INT SVC	87705 PLUMBING/WELD - ICP	695,880.00	522,270.71	0.00	522,270.71	173,609.29	583,705.43
37600 FACILITIES MGMT INT SVC	87735 SVC CREWS/GARDNRS - CSA	0.00	109.93	0.00	109.93	(109.93)	-
37600 FACILITIES MGMT INT SVC	87780 MAINTENANCE	0.00	0.00	0.00	0.00	0.00	1,864.02
37600 FACILITIES MGMT INT SVC	87790 ADMINISTRATION	14,886,974.31	7,941,677.75	3,320,534.14	11,262,211.89	3,624,762.42	-
37600 FACILITIES MGMT INT SVC	87810 COC PROPERTY	1,048,316.02	537,890.97	213,303.09	751,194.06	297,121.96	604,243.84
37600 FACILITIES MGMT INT SVC	87815 CAC PROPERTY	275,038.00	129,567.57	1,568.00	131,135.57	143,902.43	204,472.00
37600 FACILITIES MGMT INT SVC	87875 UTILITIES ICP	50,106,084.11	3,017,188.41	5,337,854.86	8,355,043.27	41,753,040.84	25,032,751.03
37600 FACILITIES MGMT INT SVC	87890 GAS AND ELECTRICITY	0.00	19,187,119.14	0.00	19,187,119.14	(19,187,119.14)	3,908.98
37600 FACILITIES MGMT INT SVC	87885 SEWER AND WATER	0.00	4,714,047.43	0.00	4,714,047.43	(4,714,047.43)	-
37600 FACILITIES MGMT INT SVC	87890 BOTTLED GAS	0.00	65,807.11	0.00	65,807.11	(65,807.11)	-
37600 FACILITIES MGMT INT SVC	87895 DEBT SERVICE	102.07	0.00	204.04	204.04	(101.97)	-
37600 FACILITIES MGMT INT SVC	87900 ADMINISTRATION	1,454,343.00	1,034,207.59	0.00	1,034,207.59	420,135.41	3,525.01
37600 FACILITIES MGMT INT SVC	87905 PROPERTY MANAGEMENT	8,335,109.86	3,177,897.21	1,483,837.61	4,641,794.82	3,693,314.84	3,804,770.54
37600 FACILITIES MGMT INT SVC	87910 ENGINEERING	0.00	4,641.38	12,124.90	16,766.28	(16,766.28)	-
37600 FACILITIES MGMT INT SVC	87915 ACQUISITION	0.00	909.14	0.00	909.14	(909.14)	594.80
37600 FACILITIES MGMT INT SVC	87940 PROJECT MGMT DIV ADMIN	3,274,208.76	1,617,084.23	80,996.39	1,698,080.62	1,576,128.14	-
37600 FACILITIES MGMT INT SVC	87945 GENERAL PROJECTS	5,947,447.00	3,278,788.68	33,297.24	3,310,086.92	2,637,361.08	5,781,739.50
37600 FACILITIES MGMT INT SVC	87989 FAC MGT MAIL OPERATIONS	8,266,024.87	5,278,035.58	127,828.13	5,405,863.71	2,860,161.16	5,434,768.38
37600 FACILITIES MGMT INT SVC	88003 FIRE SAFETY	0.00	30,311.56	0.00	30,311.56	(30,311.56)	-
37600 FACILITIES MGMT INT SVC	88018 CONTRACTS ADMINISTRATION	2,205,748.20	984,568.66	9,282.68	993,849.34	1,211,898.86	-
37600 FACILITIES MGMT INT SVC	88019 SERVICE CONTRACTS	27,299,369.21	14,828,772.24	28,514,174.46	43,342,946.70	(16,043,577.49)	47,743,264.34
37600 FACILITIES MGMT INT SVC	88020 MAINTENANCE CONTRACTS	6,428,505.00	5,885,948.97	7,024,294.53	12,910,243.50	(6,481,738.50)	-
37600 FACILITIES MGMT INT SVC	88022 PREVENTIVE MAINTENANCE CONTRA	36,186,498.06	23,512,441.16	21,585,127.37	45,097,568.53	(8,911,070.47)	-
37600 FACILITIES MGMT INT SVC	88023 HVAC CONTROLS CONTRACTS	4,402,480.06	1,395,157.89	3,118,000.02	4,513,157.91	(110,667.83)	-
37600 FACILITIES MGMT INT SVC	88050 FACILITIES PLANNING	5,128,624.40	2,041,482.14	618,071.97	2,659,554.11	2,469,070.29	2,323,683.77



PERIODIC FINANCIAL STATEMENT - SCHEDULE OF REVENUES AND EXPENDITURES BY FUND AND ORGANIZATIONAL UNIT - GL041

Date 12-MAR-2025 11:42:31

COSD  
Current Period FEB-25

Currency USD  
No specific FUND requested

FUND	ORG	REVISED BUDGET	EXPENDITURES	ENCUMBRANCES	EXPENDITURES & ENCUMBRANCES	REMAINING BUDGET	REVENUE
37650 MAJOR MAINTENANCE INT SV	89960 MM EXPANSION PROGRAM	43,740,395.00	15,219,377.37	13,832,941.79	29,052,319.16	14,688,075.93	17,031,884.44
37650 MAJOR MAINTENANCE INT SV	89965 MAJOR MAINTENANCE PROJECTS	60,974,423.55	10,896,038.78	12,020,041.65	22,916,080.43	38,058,343.12	10,535,453.57
41600 RET SAL BENEFITS AP CNTY	90500 RETIREMENT BOARD	0.00	4,015.75	0.00	4,015.75	(4,015.75)	
41600 RET SAL BENEFITS AP CNTY	90505 RETIREMENT ADMINISTRATION	0.00	1,540,547.32	0.00	1,540,547.32	(1,540,547.32)	
41600 RET SAL BENEFITS AP CNTY	90508 RETIREMENT INTERNAL AUDIT	0.00	192,307.25	0.00	192,307.25	(192,307.25)	
41600 RET SAL BENEFITS AP CNTY	90510 RETIREMENT INVESTMENTS	0.00	856,799.94	0.00	856,799.94	(856,799.94)	
41600 RET SAL BENEFITS AP CNTY	90517 RETIREMENT LEGAL	0.00	1,000,997.91	0.00	1,000,997.91	(1,000,997.91)	
41600 RET SAL BENEFITS AP CNTY	90520 RETIREMENT MEMBER SERVICES CO	0.00	600,903.41	0.00	600,903.41	(600,903.41)	
41600 RET SAL BENEFITS AP CNTY	90525 RETIREMENT DISABILITY	0.00	228,757.35	0.00	228,757.35	(228,757.35)	
41600 RET SAL BENEFITS AP CNTY	90530 RETIREMENT MEMBER BENEFITS	0.00	3,538,279.17	0.00	3,538,279.17	(3,538,279.17)	
41600 RET SAL BENEFITS AP CNTY	90535 RETIREMENT FINANCE AND ACCOUN	0.00	631,001.83	0.00	631,001.83	(631,001.83)	6,489,680.98
41600 RET SAL BENEFITS AP CNTY	90540 RETIREMENT INFORMATION TECHN	0.00	395,879.83	0.00	395,879.83	(395,879.83)	
44585 SAFE FREEWAY CALL BOX	98575 SAFE FREEWAY CALLBOX	0.00	0.00	0.00	0.00	0.00	4,607.33
44595 LOCAL AGENCY FORMATION A	91050 LOCAL AGENCY FORMATION AG	2,915,585.08	1,891,145.16	40,385.27	1,731,530.43	1,184,054.65	2,410,300.79
44605 LAW LIBRARY	91110 LAW LIBRARY-MAIN BRANCH	0.00	1,983,762.24	0.00	1,983,762.24	(1,983,762.24)	2,429,182.03
44625 SAN DIEGUITO RIVER VALLE	91160 SDRVJPA-OPERATING	1,872,174.00	1,361,599.67	0.00	1,361,599.67	510,574.33	1,867,005.50
44634 SDRVJPA COAST FUND	91185 SDRVJPA COAST	358,961.00	259,122.88	0.00	259,122.88	99,838.12	270,120.25
44854 SDRVJPA RANGER STATION L	96800 SDRVJPA RANGER STATION LOAN	0.00	1,475.82	0.00	1,475.82	(1,475.82)	13.93
44855 SAN DIEGUITO CAP PROJ	96609 SDRVJPA-CAPITAL PROJECT	0.00	371,918.67	0.00	371,918.67	(371,918.67)	368,636.08
44856 SAN DIEGUITO RESERVE FUN	96610 SAN DIEGUITO RESERVE	7,000.00	0.00	0.00	0.00	7,000.00	32,811.28
44680 SO CA INTRGOV TRN AND DE	96611 SO CAL INTER GOV TRAIN CT	9,598,100.00	3,926,588.86	0.00	3,926,588.86	2,031,511.14	3,223,377.01
44670 SD GEOGRAPHIC INFO SANGI	91170 SD GEOGRAPHIC INFORMATION SOU	1,845,148.00	1,318,619.36	0.00	1,318,619.36	526,528.64	1,158,736.29
47280 PENALTY ASSESSMENT	63405 PENALTY ASSESSMENT	3,128,950.00	1,564,475.00	0.00	1,564,475.00	1,564,475.00	1,744,275.64
47285 CRIMINAL JUSTICE FAC CON	63410 CRIMINAL JUSTICE FAC CONSTRU	8,118,203.51	2,651,458.98	2,123,393.53	4,774,850.51	3,343,353.00	656,080.45
47290 COURTHOUSE CONSTRUCTION	63415 COURTHOUSE CONSTRUCTION	1,624,150.00	0.00	0.00	0.00	1,624,150.00	856,056.67
47350 TRIAL COURT OPERATIONS F	91818 COURT POB PAYMENTS	0.00	2,231,043.70	0.00	2,231,043.70	(2,231,043.70)	2,367,281.68
48001 PALOMAR POMERADO HEALTH	96686 PALOMAR POM HEALTH ELEC 2004	0.00	0.00	0.00	0.00	0.00	27,232,170.92
48003 GROSSMONT HEALTHCARE ELE	96683 GROSSMONT HEALTHCARE ELEC 200	0.00	0.00	0.00	0.00	0.00	11,349,066.93
49000 PCD AQIP TRUST AB423	95035 APC AIR QUAL IMPROV TRUST AB4	12,146,564.64	5,716,353.59	476,554.64	6,192,908.23	5,953,656.41	5,895,771.91
49010 AIR QUALITY MOYER FUND A	95036 AIR QUALITY MOYER PROGRAM AB4	27,893,907.26	2,807,544.40	8,544,390.18	11,151,934.58	16,741,972.68	3,155,290.85
49015 AIR QL CLEAN CAR 4 ALL A	95042 AIR QUALITY CLEAN CARS 4 ALL	9,925,823.31	1,294,869.81	13,644,723.01	14,939,592.82	(5,013,769.51)	1,431,629.70
49020 VESSELS AT BERTH REMEDIA	95044 VESSELS AT BERTH REMEDIATION	0.00	0.00	0.00	0.00	0.00	3,826.61
49030 AIR QUALITY AB 617 AB423	95041 AIR QL COMMUNITY AB 617 AB423	61,339,035.17	8,872,175.52	20,598,436.50	27,470,612.02	33,868,423.15	7,746,545.02
49035 AB617 IMPLEMENTATION AB4	95043 AB617 IMPLEMENTATION AB423	4,822,000.00	1,903,475.64	331,380.58	2,234,856.22	2,587,143.78	1,967,381.68
49040 AIR QUALITY GMERP FUND A	95039 AIR QL PROPOSITION 1B GMERP A	5,527,200.00	1,400,000.00	2,877,200.00	4,277,200.00	1,250,000.00	975,902.64
49050 PCD OPERATION FUND AB423	92400 APC SUPPORT SERVICES AB423	2,347,376.00	(1,037,351.65)	281,962.47	(755,388.18)	3,102,765.18	1,388,234.97
49050 PCD OPERATION FUND AB423	92405 APC ADMINISTRATION AB423	4,296,524.11	3,358,285.90	101,159.05	3,459,444.95	837,079.16	2,808,277.89
49050 PCD OPERATION FUND AB423	92412 MOBILE INCENTIVES AB423	6,906,784.00	3,263,733.32	54,666.00	3,318,399.32	3,588,384.68	2,556,240.36
49050 PCD OPERATION FUND AB423	92413 OFFICE OF ENVIRONMENTAL JUSTI	3,400,000.00	2,156,810.38	257,091.39	2,413,901.77	986,098.23	1,249,050.70
49050 PCD OPERATION FUND AB423	92425 ENGINEERING AB423	8,262,879.00	3,904,965.43	701.32	3,905,666.75	2,357,212.25	3,375,365.53
49050 PCD OPERATION FUND AB423	92430 MONITORING AB423	9,311,621.80	5,772,122.09	540,982.03	6,313,104.12	2,998,517.68	4,762,402.21
49050 PCD OPERATION FUND AB423	92431 SOURCE TESTING AB423	1,707,487.31	1,073,165.32	1,145.31	1,074,310.63	633,176.68	1,003,285.11
49050 PCD OPERATION FUND AB423	92435 COMPLIANCE AB423	9,305,445.97	6,375,920.57	179,613.63	6,555,534.40	2,747,911.57	6,281,027.98
49050 PCD OPERATION FUND AB423	92445 RULE DEVELOPMENT AB423	0.00	(414,054.45)	20,842.67	(393,211.78)	393,211.78	
49050 PCD OPERATION FUND AB423	92450 HEARING BOARD AB423	10,700.00	11,821.28	2,000.00	13,821.28	(3,121.28)	
49050 PCD OPERATION FUND AB423	92451 GOVERNING BOARD AB423	935.00	(249,251.48)	8,262.50	(240,868.98)	241,023.98	
49090 AIR QUALITY FARMER FUND	95040 AIR QL FARMER PROGRAM AB423	1,891,797.23	586,997.61	951,686.23	1,538,664.04	153,133.19	608,017.06
49183 SD REG BLOG AUTH MTS SPR	96767 SD REG BLOG AUTH MTS SPRV	6,407,932.00	4,273,800.47	2,135,977.28	6,409,577.75	(1,645.75)	4,273,141.23
49200 SDC REGIONAL AIRPORT AUT	96800 SDC REGIONAL AIRPORT AUTH	0.00	0.00	0.00	0.00	0.00	897,761.37
49205 TRANSET IMPROVEMENT FUN	96775 TRANSET IMPROVEMENT FUND	0.00	2,580,277.34	89,745,735.29	92,326,012.63	(92,326,012.63)	1,998,382.85
49211 HAZMAT RESPONSE PROGRAM	96779 HAZMAT RESPONSE PROGRAM	2,755,656.00	622,808.05	1,420,556.00	2,043,364.05	712,291.95	2,707,478.34

PERIODIC FINANCIAL STATEMENT - SCHEDULE OF REVENUES AND EXPENDITURES BY FUND AND ORGANIZATIONAL UNIT - GL041

Date 12-MAR-2025 11:42:31

COSD  
Current Period FEB-25

Currency USD  
No specific FUND requested

FUND	ORG	REVISED BUDGET	EXPENDITURES	ENCUMBRANCES	EXPENDITURES & ENCUMBRANCES	REMAINING BUDGET	REVENUE
49214 ESO OPERATING	96781 EMER SVC ORG OPERATING	485,571 00	0 00	0 00	0 00	485,571 00	163,930 09
49217 FIRST 5 COMM OPERATING F	96782 FIRST 5 COMM OF SAN DIEGO	44,790,364 22	16,365,919 05	27,886,381 95	44,072,301 00	718,063 22	10,735,617 51
49220 PUBLIC AGCY SELF INS SYS	96783 PUBLIC AGCY SELF INS SYS	0 00	0 00	0 00	0 00	0 00	0 10
53301 063_DS CARLSBAD USD 2017	97585 CARLSBAD USD 2017 REF A	0 00	1,059,700 00	0 00	1,059,700 00	(1,059,700 00)	593,977 25
53302 063_DS CARLSBAD USD 2017	97586 CARLSBAD USD 2017 REF B	0 00	2,239,000 00	0 00	2,239,000 00	(2,239,000 00)	1,764,548 51
53303 063_DS CARLSBAD USD SUBS	97538 CARLSBAD USD SUBSIDY DEP 2006	0 00	0 00	0 00	0 00	0 00	1,857,505 20
53304 063_DS CARLSBAD USD 2016	97517 CARLSBAD USD 2016 REF	0 00	4,798,425 00	0 00	4,798,425 00	(4,798,425 00)	2,967,781 42
53307 047_DS CORONADO UNIF 201	97450 CORONADO UNIF 2012 REF	0 00	330,477 17	0 00	330,477 17	(330,477 17)	5,645 51
53308 063_DS CARLSBAD UNIF 201	97487 CARLSBAD UNIF 2014 REF	0 00	1,891,225 00	0 00	1,891,225 00	(1,891,225 00)	1,122,639 25
53309 063_DS CARLSBAD UNIF 2006	97440 CARLSBAD UNIF 2006 ELEC 2011D	0 00	2,320,916 67	0 00	2,320,916 67	(2,320,916 67)	1,298,533 73
53310 063_DS CARLSBAD UNIFIED	97349 CARLSBAD UNIF 1997A	0 00	100,000 00	0 00	100,000 00	(100,000 00)	1,978 78
53311 063_DS CARLSBAD UNIFIED	97344 CARLSBAD UNIF 2006A	0 00	91 73	0 00	91 73	(91 73)	1 56
53312 063_DS CARLSBAD UNIF 200	97409 CARLSBAD UNIF 2006 ELEC 2009B	0 00	200,000 00	0 00	200,000 00	(200,000 00)	5,743 48
53313 063_DS CARLSBAD UNIF 200	97438 CARLSBAD UNIF 2006 ELEC 2011C	0 00	1,368,018 76	0 00	1,368,018 76	(1,368,018 76)	802,536 84
53314 064_DS OCEANSIDE ELEC 20	97419 OCEANSIDE ELEC 2008B	0 00	0 00	0 00	0 00	0 00	31 35
53315 048_DS MT EMPIRE 1998A	97351 MT EMPIRE 1998A	0 00	100,000 00	0 00	100,000 00	(100,000 00)	5,621 58
53316 064_DS OCEANSIDE 2000 EL	97418 OCEANSIDE 2008 ELEC 2010 REF	0 00	4,033 35	0 00	4,033 35	(4,033 35)	74 76
53317 064_DS OCEANSIDE 2009 RE	97404 OCEANSIDE 2009 REFUNDING	0 00	2 98	0 00	2 98	(2 98)	0 05
53318 064_DS OCEANSIDE USD 200	97401 OCEANSIDE UNIFIED 2008 PROP H	0 00	4,030,000 00	0 00	4,030,000 00	(4,030,000 00)	2,145,065 21
53319 064_DS OCEANSIDE UNIFIED	97340 OCEANSIDE UNIFIED 2000F	0 00	0 00	0 00	0 00	0 00	102 64
53327 061_DS POWAY UNIFIED 200	97346 POWAY UNIFIED 2002B	0 00	0 00	0 00	0 00	0 00	35 87
53329 061_DS POWAY UNIF 2007-1	97402 POWAY UNIF 2007-1 SERIES A	0 00	11,745,000 00	0 00	11,745,000 00	(11,745,000 00)	7,631,488 28
53331 050_DS SAN DIEGO UNIFIED	97451 SAN DIEGO UNIFIED 2012 REF R-	0 00	0 00	0 00	0 00	0 00	53 81
53332 050_DS SAN DIEGO UNIFIED	97430 SAN DIEGO UNIFIED PROP S 2010	0 00	1,900,438 00	0 00	1,900,438 00	(1,900,438 00)	5,875,402 25
53333 050_DS SAN DIEGO UNIFIED	97423 SAN DIEGO UNIFIED PROP S 2010	0 00	0 00	0 00	0 00	0 00	319 44
53334 050_DS SAN DIEGO UNIFIED	97410 SAN DIEGO UNIFIED 2008B	0 00	0 00	0 00	0 00	0 00	62,579 04
53335 050_DS SD UNIF 1999A	97359 SD UNIFIED 1999A	0 00	5,000,000 00	0 00	5,000,000 00	(5,000,000 00)	27,991 56
53337 050_DS SD UNIFIED DS 200	97360 SD UNIFIED DS 2001C	0 00	21,987,262 50	0 00	21,987,262 50	(21,987,262 50)	14,539,537 04
53338 050_DS SD UNIFIED DS 200	97358 SAN DIEGO UNIFIED DS 2002D	0 00	23,474,287 50	0 00	23,474,287 50	(23,474,287 50)	13,067,537 25
53339 050_DS SD UNIFIED DS 200	97377 SD UNIFIED DS 2003E	0 00	17,789,625 00	0 00	17,789,625 00	(17,789,625 00)	18,764,440 24
53346 050_DS SAN DIEGO UNIF 20	97381 SAN DIEGO UNIF 2006 F1 REF	0 00	2,290,312 50	0 00	2,290,312 50	(2,290,312 50)	1,382,571 47
53347 050_DS SAN DIEGO UNIF 20	97382 SAN DIEGO UNIF 2006 G1 REF	0 00	2,890,387 50	0 00	2,890,387 50	(2,890,387 50)	1,843,616 45
53355 065_DS SAN MARCOS UNIF 1	97387 SAN MARCOS UNIFIED 1998A	0 00	0 00	0 00	0 00	0 00	0 02
53359 050_DS SAN DIEGO UNIF PR	97405 SAN DIEGO UNIF PROP S 2008A	0 00	0 00	0 00	0 00	0 00	1,037 36
53361 065_DS SAN MARCOS UNIF 1	97370 SAN MARCOS UNIF IMPR 1 2004	0 00	1,097 18	0 00	1,097 18	(1,097 18)	20 34
53362 065_DS SAN MARCO UNIFIED	97439 SAN MARCO UNIFIED 2010A	0 00	4,545,000 00	0 00	4,545,000 00	(4,545,000 00)	2,913,198 25
53363 065_DS SAN MARCOS UNIFIE	97455 SAN MARCOS UNIFIED 2010B	0 00	1,105,000 00	0 00	1,105,000 00	(1,105,000 00)	749,808 95
53364 050_DS SAN DIEGO UNIFIED	97452 SAN DIEGO UNIFIED 2012 REF R-	0 00	0 00	0 00	0 00	0 00	365 17
53367 050_DS SAN DIEGO UNIF PR	97468 SAN DIEGO UNIFIED PROP S RESE	0 00	0 00	0 00	0 00	0 00	6,727,679 41
53368 050_DS SAN DIEGO UNIF PR	97469 SAN DIEGO UNIF PROP Z RESERVE	0 00	956 40	0 00	956 40	(956 40)	3 76
53369 065_DS SAN MARCOS UNIFIE	97486 SAN MARCOS UNIFIED 2010C	0 00	0 00	0 00	0 00	0 00	5,878 40
53371 051_DS VISTA UNIF DS 200	97372 VISTA UNIF DS 2002A	0 00	0 00	0 00	0 00	0 00	281 34
53372 051_DS VISTA UNIFIED DS	97374 VISTA UNIFIED DS 2003B	0 00	0 00	0 00	0 00	0 00	140 33
53375 051_DS VISTA UNIFIED 201	97470 VISTA UNIFIED 2012 REF	0 00	926,393 22	0 00	926,393 22	(926,393 22)	15,876 09
53376 051_DS VISTA UNIFIED 201	97509 VISTA UNIFIED 2015 REF	0 00	2,487,500 00	0 00	2,487,500 00	(2,487,500 00)	1,478,658 41
53377 064_DS OCEANSIDE USD PRO	97524 OCEANSIDE USD PROP G RESERVE	0 00	0 00	0 00	0 00	0 00	29 04
53378 064_DS OCEANSIDE USD PRO	97525 OCEANSIDE USD PROP H RESERVE	0 00	0 00	0 00	0 00	0 00	562 64
53379 064_DS OCEANSIDE USD 200	97522 OCEANSIDE USD 2008D	0 00	2,166,725 00	0 00	2,166,725 00	(2,166,725 00)	1,193,446 84
53380 064_DS OCEANSIDE UNIFIED	97456 OCEANSIDE UNIFIED 2008C	0 00	0 00	0 00	0 00	0 00	56 89
53381 064_DS OCEANSIDE UNIFIED	97457 OCEANSIDE USD 2012 REF BONDS	0 00	3,232 05	0 00	3,232 05	(3,232 05)	59 88
53382 064_DS OCEANSIDE UNIF 20	97488 OCEANSIDE UNIF 2014 REF BONDS	0 00	1,952,625 00	0 00	1,952,625 00	(1,952,625 00)	123,326 08

PERIODIC FINANCIAL STATEMENT - SCHEDULE OF REVENUES AND EXPENDITURES BY FUND AND ORGANIZATIONAL UNIT - GL041

Date 12-MAR-2025 11:42:31

COSD  
Current Period FEB-25

Currency USD  
No specific FUND requested

FUND	ORG	REVISED BUDGET	EXPENDITURES	ENCUMBRANCES	EXPENDITURES & ENCUMBRANCES	REMAINING BUDGET	REVENUE
53383 004_DS OCEANSIDE UNIF 20	97510 OCEANSIDE UNIF 2015 REF	0.00	1,901,750.00	0.00	1,901,750.00	(1,901,750.00)	1,080,218.16
53384 085_DS SAN MARCOS USD PR	97526 SAN MARCOS USD PROP K RESERVE	0.00	0.00	0.00	0.00	0.00	44,522.16
53385 189_DS BONSALL UNIFIED 2	97335 BONSALL UNIFIED 2006	0.00	0.00	0.00	0.00	0.00	729.14
53386 189_DS BONSALL UNIFIED 2	97336 BONSALL UNIFIED 2007B	0.00	335,000.00	0.00	335,000.00	(335,000.00)	184,859.96
53387 189_DS BONSALL UNIFIED 2	97337 BONSALL UNIFIED 2007C	0.00	0.00	0.00	0.00	0.00	248.31
53388 189_DS BONSALL UNIFIED 2	97338 BONSALL UNIFIED 2015 REF	0.00	746,937.50	0.00	746,937.50	(746,937.50)	464,774.55
53389 085_DS SAN MARCOS USD 20	97563 SAN MARCOS USD 2017 REF	0.00	5,433,250.00	0.00	5,433,250.00	(5,433,250.00)	3,124,077.99
53390 085_DS SAN MARCOS USD 20	97564 SAN MARCOS USD 2010D	0.00	219.09	0.00	219.09	(219.09)	4.08
53391 050_DS SAN DIEGO UNIFIED	97480 SAN DIEGO UNIFIED 2008E	0.00	6,250,883.73	0.00	6,250,883.73	(6,250,883.73)	3,055,804.87
53392 050_DS SAN DIEGO UNIF 20	97471 SAN DIEGO UNIF 2012 ELEC 2013	0.00	0.00	0.00	0.00	0.00	1,035.70
53394 050_DS SAN DIEGO UNIF 20	97473 SAN DIEGO UNIF 2012 ELEC 2013	0.00	900,000.00	0.00	900,000.00	(900,000.00)	(63,728.41)
53396 050_DS SAN DIEGO UNIF 20	97483 SAN DIEGO UNIF 2014 2008G	0.00	0.07	0.00	0.07	(0.07)	
53397 050_DS SAN DIEGO UNIF 20	97484 SAN DIEGO UNIF 2014 R-3	0.00	12,351,250.00	0.00	12,351,250.00	(12,351,250.00)	482,581.75
53398 050_DS SAN DIEGO UNIF 20	97497 SAN DIEGO UNIF 2015 R-4	0.00	25,288,600.00	0.00	25,288,600.00	(25,288,600.00)	14,730,154.95
53399 050_DS SAN DIEGO UNIF 20	97504 SAN DIEGO UNIF 2015 H-1 H-2	0.00	453,900.00	0.00	453,900.00	(453,900.00)	47,813.01
53402 050_DS SAN DIEGO UNIF 20	97512 SAN DIEGO UNIF 2012 ELEC 2016	0.00	9,693,200.00	0.00	9,693,200.00	(9,693,200.00)	5,426,824.60
53403 050_DS SAN DIEGO UNIF 20	97513 SAN DIEGO UNIF 2012 ELEC 2016	0.00	3,211,881.26	0.00	3,211,881.26	(3,211,881.26)	1,820,037.31
53404 050_DS SAN DIEGO UNIF 20	97515 SAN DIEGO UNIF 2008 ELEC 2016	0.00	0.00	0.00	0.00	0.00	365.39
53405 050_DS SAN DIEGO USD 201	97528 SAN DIEGO USD 2016 REF SR-1	0.00	5,892,600.00	0.00	5,892,600.00	(5,892,600.00)	3,245,250.02
53406 050_DS SAN DIEGO USD 201	97529 SAN DIEGO USD 2016 REF R-5	0.00	5,927,250.00	0.00	5,927,250.00	(5,927,250.00)	4,403,441.39
53408 050_DS SAN DIEGO USD 200	97531 SAN DIEGO USD 2008 ELEC 2016	0.00	12,089,650.00	0.00	12,089,650.00	(12,089,650.00)	6,439,332.96
53409 050_DS SDUSD 2012 2017 H	97556 SDUSD 2012 2017 H-1 H-2 PROP	0.00	262.63	0.00	262.63	(262.63)	1.03
53410 050_DS SDUSD 2012 2017I	97561 SDUSD 2012 2017I PROP Z	0.00	14,147,904.94	0.00	14,147,904.94	(14,147,904.94)	8,010,909.54
53411 050_DS SDUSD 2012 2017J	97582 SDUSD 2012 2017J PROP Z	0.00	2,304,200.00	0.00	2,304,200.00	(2,304,200.00)	3,117,099.05
53413 050_DS SDUSD 2008 2017 K	97586 SDUSD 2008 2017 K-2 PROP S	0.00	0.00	0.00	0.00	0.00	256.09
53414 050_DS SDUSD 2009 2008B	97574 SDUSD 2009 2008B QSCB SET-ASI	0.00	10,956.21	0.00	10,956.21	(10,956.21)	43.03
53415 050_DS SDUSD 2010 2008D1	97575 SDUSD 2010 2008D1Q2 QSCB SET-	0.00	0.00	0.00	0.00	0.00	132,664.57
53416 050_DS SDUSD 2019 2018A	97577 SDUSD 2019 2018A MEASY	0.00	1,072.76	0.00	1,072.76	(1,072.76)	4.21
53417 050_DS SDUSD 2019 2018B	97578 SDUSD 2019 2018B MEASY	0.00	1,584,050.00	0.00	1,584,050.00	(1,584,050.00)	1,005,604.75
53418 050_DS SDUSD 2012 2019K	97587 SDUSD 2012 2019K PROP Z	0.00	372.54	0.00	372.54	(372.54)	1.47
53419 050_DS SDUSD 2012 2019L	97593 SDUSD 2012 2019L PROP Z	0.00	5,137,750.00	0.00	5,137,750.00	(5,137,750.00)	3,186,893.65
53420 050_DS SDUSD 2019 2018C	97594 SDUSD 2019 2018C MEASY	0.00	3,530,200.00	0.00	3,530,200.00	(3,530,200.00)	2,023,444.56
53421 085_DS SAN MARCOS USD 20	97599 SAN MARCOS USD 2020 REF	0.00	4,475,819.75	0.00	4,475,819.75	(4,475,819.75)	2,557,661.26
53422 050_DS SDUSD MEASY TAX	97610 SDUSD MEASY TAX RT RESERVE	0.00	695,679.86	0.00	695,679.86	(695,679.86)	384,143.96
53423 050_DS SAN DIEGO USD 202	97638 SAN DIEGO USD 2021N	0.00	5,388,600.00	0.00	5,388,600.00	(5,388,600.00)	1,154,287.79
53424 050_DS SAN DIEGO USD 202	97639 SAN DIEGO USD 2021E	0.00	8,048,000.00	0.00	8,048,000.00	(8,048,000.00)	2,333,712.75
53425 189_DS BONSALL UNIFIED 2	97339 BONSALL UNIFIED 2018 REF	0.00	171,844.00	0.00	171,844.00	(171,844.00)	110,141.08
53426 050_DS SDUSD MEAS YY 202	97611 SDUSD MEAS YY 2020 D	0.00	12,977,300.00	0.00	12,977,300.00	(12,977,300.00)	6,308,497.03
53427 050_DS SDUSD PROP S 2021	97612 SDUSD PROP S 2021 L	0.00	2,953,145.00	0.00	2,953,145.00	(2,953,145.00)	1,756,126.71
53428 050_DS SDUSD PROP Z 2020	97613 SDUSD PROP Z 2020 M	0.00	7,588,400.00	0.00	7,588,400.00	(7,588,400.00)	3,777,804.39
53429 050_DS SAN DIEGO USD 202	97640 SAN DIEGO USD 2021 ZR-1	0.00	8,982,219.88	0.00	8,982,219.88	(8,982,219.88)	5,186,045.16
53430 048_DS MT EMP 2018 2019	97579 MT EMP 2018 2019 MEASJJ	0.00	208,450.00	0.00	208,450.00	(208,450.00)	119,601.39
53431 048_DS MT EMPIRE USD 202	97644 MT EMPIRE USD 2021B	0.00	489,312.50	0.00	489,312.50	(489,312.50)	151,519.65
53432 050_DS SAN DIEGO USD 202	97662 SAN DIEGO USD 2022F	0.00	115,308,987.50	0.00	115,308,987.50	(115,308,987.50)	7,656,803.92
53433 050_DS SAN DIEGO USD 202	97663 SAN DIEGO USD 2022M	0.00	22,686,200.00	0.00	22,686,200.00	(22,686,200.00)	1,806,182.13
53434 050_DS SAN DIEGO USD 202	97664 SAN DIEGO USD 2022O	0.00	65,515,437.50	0.00	65,515,437.50	(65,515,437.50)	3,978,286.45
53435 051_DS VISTA USD 2019A M	97580 VISTA USD 2019A MEAS LL	0.00	1,522,000.00	0.00	1,522,000.00	(1,522,000.00)	823,505.56
53438 051_DS VISTA UNIFIED 202	97587 VISTA UNIFIED 2021 REF	0.00	8,849,061.91	0.00	8,849,061.91	(8,849,061.91)	5,594,109.24
53437 051_DS VISTA USD 2022B	97654 VISTA USD 2022B	0.00	6,745,700.00	0.00	6,745,700.00	(6,745,700.00)	3,716,861.19
53438 048_DS MT EMPIRE USD 202	97658 MT EMPIRE USD 2022C	0.00	241,225.00	0.00	241,225.00	(241,225.00)	180,330.62
53440 063_DS CARLSBAD 2018A ME	97581 CARLSBAD 2018A MEAS HH	0.00	2,391,112.50	0.00	2,391,112.50	(2,391,112.50)	1,438,478.31

PERIODIC FINANCIAL STATEMENT - SCHEDULE OF REVENUES AND EXPENDITURES BY FUND AND ORGANIZATIONAL UNIT - GL041

Date 12-MAR-2025 11:42:31

CGSD  
Current Period FEB-25

Currency USD  
No specific FUND requested

FUND	ORG	REVISED BUDGET	EXPENDITURES	ENCUMBRANCES	EXPENDITURES & ENCUMBRANCES	REMAINING BUDGET	REVENUE
53441 003_DS CARLSBAD USD 2021	97631 CARLSBAD USD 2021B	0 00	8,788,793.76	0 00	8,788,793.76	(8,788,793.76)	1,291,565.98
53442 063_DS CARLSBAD UNIFIED	97696 CARLSBAD UNIFIED 2025C	0 00	0 00	0 00	0 00	0 00	3,956,666.25
53445 064_DS OCEANSIDE 2008E P	97582 OCEANSIDE 2008E PROP H	0 00	814,000 00	0 00	814,000 00	(814,000 00)	473,299.85
53446 064_DS OCEANSIDE PROP H	97606 OCEANSIDE PROP H 2008 F	0 00	1,925,000 00	0 00	1,925,000 00	(1,925,000 00)	1,158,451.89
53447 064_DS OCEANSIDE 2020REF	97617 OCEANSIDE 2020REF PROP G	0 00	521,500 00	0 00	521,500 00	(521,500 00)	578,152.53
53448 064_DS OCEANSIDE 2020REF	97618 OCEANSIDE 2020REF PROP H	0 00	0 00	0 00	0 00	0 00	41.35
53449 064_DS OCEANSIDE USD 202	97633 OCEANSIDE USD 2020A	0 00	1,381,800 00	0 00	1,381,800 00	(1,381,800 00)	781,343.37
53450 062_DS BORREGO 2018A MEA	97598 BORREGO SPRINGS 2018A MEAS GG	0 00	411,700 00	0 00	411,700 00	(411,700 00)	290,048.28
53451 064_DS OCEANSIDE USD 202	97635 OCEANSIDE USD 2021 REFUNDING	0 00	1,316,469.75	0 00	1,316,469.75	(1,316,469.75)	783,229.86
53452 064_DS OCEANSIDE USD 202	97668 OCEANSIDE USD 2022 REF	0 00	281,350 00	0 00	281,350 00	(281,350 00)	185,547.01
53453 064_DS OCEANSIDE USD 200	97669 OCEANSIDE USD 2006G	0 00	710,250 00	0 00	710,250 00	(710,250 00)	407,590.95
53454 064_DS OCEANSIDE USD 202	97675 OCEANSIDE USD 2020B	0 00	6,094,187.50	0 00	6,094,187.50	(6,094,187.50)	3,025,626.57
53455 009_DS CHULA VISTA ESD 2	97643 CHULA VISTA ESD 2021 REF	0 00	1,171,599 30	0 00	1,171,599 30	(1,171,599 30)	748,915.70
53456 009_DS CHULA VISTA ESD 2	95716 CHULA VISTA ESD 2018A	0 00	5,632,725 00	0 00	5,632,725 00	(5,632,725 00)	2,844,666.55
53457 009_DS CHULA VISTA ESD 2	95717 CHULA VISTA ESD 2020B	0 00	10,081,625 00	0 00	10,081,625 00	(10,081,625 00)	4,119,585.39
53458 047_DS CORONADO USD 2022	97646 CORONADO USD 2022 REF	0 00	1,120,973 14	0 00	1,120,973 14	(1,120,973 14)	851,485.90
53459 009_DS CHULA VISTA ESD 2	95719 CHULA VISTA ESD 2023 REF	0 00	1,616,750 00	0 00	1,616,750 00	(1,616,750 00)	1,070,576.13
53500 050_DS SDUSD 2023 ZR-2	97870 SDUSD 2023 ZR-2	0 00	4,576,000 00	0 00	4,576,000 00	(4,576,000 00)	3,138,260.67
53501 050_DS SDUSD 2023 ZR-3	97871 SDUSD 2023 ZR-3	0 00	2,176,000 00	0 00	2,176,000 00	(2,176,000 00)	1,109,984.50
53502 050_DS SDUSD 2023 ZR-4A	97873 SDUSD 2023 ZR-4A	0 00	888,750 00	0 00	888,750 00	(888,750 00)	515,186.57
53503 050_DS SDUSD 2023 ZR-4B	97874 SDUSD 2023 ZR-4B	0 00	5,095,000 00	0 00	5,095,000 00	(5,095,000 00)	2,978,383.85
53504 050_DS SDUSD MEAS U 2023	97876 SDUSD MEAS U 2023A	0 00	19,421,335 00	0 00	19,421,335 00	(19,421,335 00)	12,138,614.09
53505 050_DS SDUSD MEAS YY 202	97877 SDUSD MEAS YY 2023G	0 00	16,908,400 00	0 00	16,908,400 00	(16,908,400 00)	39,714,561.78
53506 050_DS SDUSD PROP S 2023	97879 SDUSD PROP S 2023N	0 00	19,550,125 00	0 00	19,550,125 00	(19,550,125 00)	2,323,242.25
53507 050_DS SDUSD 2023 SR-3A	97881 SDUSD 2023 SR-3A	0 00	1,874,794.45	0 00	1,874,794.45	(1,874,794.45)	1,825,419.87
53508 050_DS SDUSD 2023 R-6	97882 SDUSD 2023 R-6	0 00	161,500 00	0 00	161,500 00	(161,500 00)	491,190.90
53509 050_DS SDUSD 2024 REF SR	97885 SDUSD 2024 REF SR-4A	0 00	1,537,402.78	0 00	1,537,402.78	(1,537,402.78)	1,684,624.05
53510 050_DS SDUSD 2024 REF ZR	97886 SDUSD 2024 REF ZR-5A	0 00	4,128,208.33	0 00	4,128,208.33	(4,128,208.33)	4,617,171.79
53511 050_DS SDUSD 2024 REF R-	97887 SDUSD 2024 REF R-7A	0 00	468,111.11	0 00	468,111.11	(468,111.11)	614,737.78
53512 050_DS SDUSD 2025 REF SR	97888 SDUSD 2025 REF SR-4C	0 00	0 00	0 00	0 00	0 00	88,888.71
53513 050_DS SDUSD 2025 REF ZR	97889 SDUSD 2025 REF ZR-5C	0 00	0 00	0 00	0 00	0 00	312,852.01
53514 050_DS SDUSD MEAS U TAX	97890 SDUSD MEAS U TAX RATE RES	0 00	0 00	0 00	0 00	0 00	3,208,199.95
53515 050_DS SDUSD PROP S 2024	97892 SDUSD PROP S 2024O	0 00	6,245,736.68	0 00	6,245,736.68	(6,245,736.68)	34,283,325.12
53516 050_DS SDUSD MEAS YY 202	97893 SDUSD MEAS YY 2024H	0 00	32,629,903.78	0 00	32,629,903.78	(32,629,903.78)	70,815,347.56
53517 050_DS SDUSD MEAS U 2024	97894 SDUSD MEAS U 2024B	0 00	13,191,232.15	0 00	13,191,232.15	(13,191,232.15)	53,075,593.01
53600 064_DS OCEANSIDE USD 202	97880 OCEANSIDE USD 2023 REF	0 00	381,155 00	0 00	381,155 00	(381,155 00)	325,323.40
53601 064_DS OCEANSIDE USD 202	97883 OCEANSIDE USD 2024A REF	0 00	963,802 08	0 00	963,802 08	(963,802 08)	2,286,327.74
53602 064_DS OCEANSIDE USD 202	97884 OCEANSIDE USD 2024B REF	0 00	857,995 83	0 00	857,995 83	(857,995 83)	773,629.47
56700 001_DS ALPINE UNION 1997	95650 ALPINE UNION 1997A	0 00	0 00	0 00	0 00	0 00	364.74
56701 004_DS BONSALL UN ELEM E	95648 BONSALL UN ELEM ELEC 2005 SER	0 00	0 00	0 00	0 00	0 00	0.21
56703 001_DS ALPINE ELEM 1999B	95651 ALPINE ELEM 1999B	0 00	2,870,000 00	0 00	2,870,000 00	(2,870,000 00)	55,360.79
56706 007_DS CARDIFF SCH DIST	95649 CARDIFF SCH DIST 2000A	0 00	1,595,000 00	0 00	1,595,000 00	(1,595,000 00)	972,034.06
56720 006_DS CAJON VALLEY ELEM	97396 CAJON VALLEY ELEM DS 2008A	0 00	0 00	0 00	0 00	0 00	0.16
56725 006_DS CAJON VALLEY 2000	97418 CAJON VALLEY 2000 ELEC 2010 R	0 00	0 00	0 00	0 00	0 00	0.02
56727 014_DS ENCINITAS ELEM 19	95658 ENCINITAS ELEM 1996A GOB	0 00	6,486 98	0 00	6,486 98	(6,486 98)	118.22
56728 009_DS CHULA VISTA ELEM	97427 CHULA VISTA ELEM 2010 REF	0 00	332,354 05	0 00	332,354 05	(332,354 05)	5,475.19
56731 014_DS ENCINITAS USD 201	97435 ENCINITAS USD 2010 ELEC 2011A	0 00	2,482,281.26	0 00	2,482,281.26	(2,482,281.26)	1,507,400.99
56732 006_DS CAJON VALLEY USD	97437 CAJON VALLEY USD 2011 QSCB 20	0 00	1,543,211.90	0 00	1,543,211.90	(1,543,211.90)	917,434.80
56734 006_DS CAJON VALLEY USD	97458 CAJON VALLEY USD 2012 REF	0 00	753,925 00	0 00	753,925 00	(753,925 00)	449,415.53
56735 009_DS CHULA VISTA ELEM	97481 CHULA VISTA ELEM 2012 REF BON	0 00	1,590,850 00	0 00	1,590,850 00	(1,590,850 00)	807,009.00
56737 006_DS CAJON VALLEY ELEM	97483 CAJON VALLEY ELEM 2011C 08ELE	0 00	200,000 00	0 00	200,000 00	(200,000 00)	4,128.57

PERIODIC FINANCIAL STATEMENT - SCHEDULE OF REVENUES AND EXPENDITURES BY FUND AND ORGANIZATIONAL UNIT - GL041

Date: 12-MAR-2025 11:42:31

COSD  
Current Period FEB-25

Currency USD  
No specific FUND requested

FUND	ORG	REVISED BUDGET	EXPENDITURES	ENCUMBRANCES	EXPENDITURES & ENCUMBRANCES	REMAINING BUDGET	REVENUE
56738 014_DS ENCINITAS USD 201	97467 ENCINITAS USD 2010 ELEC 2013	0 00	490,437.50	0 00	490,437.50	(490,437.50)	269,591.79
56740 009_DS CHULA VISTA ELEM	97488 CHULA VISTA ELEM SFID 2012A	0 00	250,000.00	0 00	250,000.00	(250,000.00)	5,312.37
56743 015_DS ESCONDIDO ELEM 20	95640 ESCONDIDO UNIF ELEM 2002A	0 00	0 00	0 00	0 00	0 00	276.22
56744 016_DS FALLBROOK ELEM 20	95702 FALLBROOK ELEM 2004C	0 00	0 00	0 00	0 00	0 00	525.31
56746 016_DS FALLBROOK UNION E	95700 FALLBROOK UNION ELEM 2003 A	0 00	0 00	0 00	0 00	0 00	523.95
56747 016_DS FALLBROOK ELEM 20	95701 FALLBROOK ELEM 2003B	0 00	600,000.00	0 00	600,000.00	(600,000.00)	519,256.51
56749 016_DS FALLBROOK UN ELEM	95639 FALLBROOK UN ELEM ELEC 2002 S	0 00	17,550.00	0 00	17,550.00	(17,550.00)	77,943.04
56750 016_DS FALLBROOK UN ELEM	97429 FALLBROOK UN ELEM 2010A REF	0 00	78,884.80	0 00	78,884.80	(78,884.80)	1,275.27
56752 016_DS FALLBROOK UN ELEM	97454 FALLBROOK UNION ELEM 2012 REF	0 00	2,311,018.76	0 00	2,311,018.76	(2,311,018.76)	1,285,441.69
56753 009_DS CHULA VISTA ELEM	97475 CHULA VISTA ELEM 2013 REF	0 00	1,630,000.00	0 00	1,630,000.00	(1,630,000.00)	369,097.06
56755 008_DS CAJON VALLEY USD	97485 CAJON VALLEY USD 2014 REF BON	0 00	1,081,375.00	0 00	1,081,375.00	(1,081,375.00)	62,235.89
56756 021_DS LEMON GROVE ELEC	97426 LEMON GROVE ELEC 2008B	0 00	0 00	0 00	0 00	0 00	51.29
56757 017_DS JAMUL DULZURA ELE	95668 JAMUL DULZURA UNON 1995	0 00	0 07	0 00	0 07	(0 07)	
56758 017_DS JAMUL ELEM 2004A	95710 JAMUL ELEM 2004A	0 00	1,047,406.25	0 00	1,047,406.25	(1,047,406.25)	714,261.86
56759 021_DS LEMON GROVE ELEC	97432 LEMON GROVE ELEC 2008C	0 00	128,083.77	0 00	128,083.77	(128,083.77)	
56760 017_DS JAMUL 1998A	95669 JAMUL 1998A	0 00	200,000.00	0 00	200,000.00	(200,000.00)	5,211.77
56761 020_DS LA MESA SPRING VA	95695 LA MESA - SPRING VALLEY DS 20	0 00	4,555,350.00	0 00	4,555,350.00	(4,555,350.00)	2,684,390.62
56762 020_DS LA MESA SPRING VA	95696 LA MESA - SPRING VALLEY 2002B	0 00	0 00	0 00	0 00	0 00	10,842.10
56763 021_DS LEMON GROVE DS 19	95670 LEMON GROVE ELEM DS 1999A	0 00	0 00	0 00	0 00	0 00	862,289.83
56764 021_DS LEMON GROVE DS 19	95682 LEMON GROVE DS 1998 B ELEM	0 00	945,000.00	0 00	945,000.00	(945,000.00)	208,211.25
56765 021_DS LEMON GROVE DS 19	95685 LEMON GROVE DS 1898C ELEM	0 00	354,847.50	0 00	354,847.50	(354,847.50)	10,511
56767 021_DS LEMON GROVE DS 20	97411 LEMON GROVE DS 2008A	0 00	638.27	0 00	638.27	(638.27)	11,467.96
56770 026_DS RANCHO SANTA FE 2	95686 RANCHO SANTA FE 2004A	0 00	325,000.00	0 00	325,000.00	(325,000.00)	260,430.81
56771 026_DS RANCHO SANTA FE 2	97341 RANCHO SANTA FE 2008A	0 00	35,000.00	0 00	35,000.00	(35,000.00)	10.12
56773 026_DS RANCHO SANTA FE 2	97342 RANCHO SANTA FE 2008B	0 00	564.62	0 00	564.62	(564.62)	416,537.05
56774 009_DS CHULA VISTA ELEM	97492 CHULA VISTA ELEM SFID 2012B	0 00	701,200.02	0 00	701,200.02	(701,200.02)	5,551.84
56776 006_DS CAJON VALLEY USD	97478 CAJON VALLEY USD 2012A	0 00	300,000.00	0 00	300,000.00	(300,000.00)	47.99
56779 032_DS SANTEE SCHOOL DIS	97433 SANTEE SCHOOL DIST DS 2008E	0 00	0 00	0 00	0 00	0 00	44.46
56780 032_DS SANTEE SCHOOL DIS	97399 SANTEE SCHOOL DIST DS 2006D	0 00	0 00	0 00	0 00	0 00	856.04
56781 031_DS SAN PASQUAL DS 19	95675 SAN PASQUAL UN DS 1999A	0 00	0 00	0 00	0 00	0 00	12.84
56782 032_DS SANTEE SCHOOL DIS	97397 SANTEE SCHOOL DIST DS 2006B	0 00	787.26	0 00	787.26	(787.26)	162,027.36
56783 032_DS SANTEE SCHOOL DIS	97398 SANTEE SCHOOL DIST DS 2006C	0 00	275,000.00	0 00	275,000.00	(275,000.00)	2,240,603.35
56786 033_DS SAN YSIDRO 1997D	95694 SAN YSIDRO 1997D	0 00	3,540,000.00	0 00	3,540,000.00	(3,540,000.00)	999.97
56791 033_DS SAN YSIDRO 1997E	95703 SAN YSIDRO 1997E	0 00	150,000.00	0 00	150,000.00	(150,000.00)	54.46
56792 033_DS SAN YSIDRO 1997F	95704 SAN YSIDRO 1997F	0 00	0 00	0 00	0 00	0 00	5,630.68
56793 035_DS SOUTH BAY 1997A G	95679 SOUTH BAY-GOB 1997A	0 00	300,000.00	0 00	300,000.00	(300,000.00)	0.14
56794 035_DS SOUTH BAY USD 200	97403 SOUTH BAY USD 2008A	0 00	0 00	0 00	0 00	0 00	45.55
56795 033_DS SAN YSIDRO 1997G	97462 SAN YSIDRO SCHOOL DISTRICT 19	0 00	0 00	0 00	0 00	0 00	974,824.63
56797 019_DS LAKESIDE USD 2008	97407 LAKESIDE USD 2008A	0 00	1,430,000.00	0 00	1,430,000.00	(1,430,000.00)	30.96
56798 019_DS LAKESIDE USD 2008	97431 LAKESIDE USD 2008B	0 00	0 00	0 00	0 00	0 00	33,691.43
56799 010_DS DEHESA SCH DIST 2	97444 DEHESA SCH DIST 2010A	0 00	52,087.50	0 00	52,087.50	(52,087.50)	4,346.58
56800 035_DS SOUTH BAY USD 201	97474 SOUTH BAY USD 2012A	0 00	200,000.00	0 00	200,000.00	(200,000.00)	33,563.54
56801 010_DS DEHESA SCH DIST 2	97480 DEHESA SCH DIST 2012A	0 00	55,437.50	0 00	55,437.50	(55,437.50)	1.83
56802 020_DS LA MESA SPRING VA	95705 LA MESA SPRING VALLEY SD 2014	0 00	98.90	0 00	98.90	(98.90)	0.88
56803 020_DS LA MESA SPRING VA	95706 LA MESA SPRING VALLEY SD 2014	0 00	1,151.79	0 00	1,151.79	(1,151.79)	0.88
56804 018_DS SAN YSIDRO 2012 R	97493 LAKESIDE USD 2014A	0 00	53.42	0 00	53.42	(53.42)	1,257.151.24
56805 033_DS SAN YSIDRO 2012 R	97464 SAN YSIDRO 2012 REF	0 00	2,055,300.01	0 00	2,055,300.01	(2,055,300.01)	629,712.98
56806 008_DS CAJON VALLEY USD	97494 CAJON VALLEY USD 2012C	0 00	1,043,350.02	0 00	1,043,350.02	(1,043,350.02)	517,257.13
56807 023_DS NATIONAL SCH DIST	97495 NATIONAL SCH DIST 2014A	0 00	878,081.26	0 00	878,081.26	(878,081.26)	1,585,737.39
56808 033_DS SAN YSIDRO 2015 R	97498 SAN YSIDRO 2015 REF	0 00	2,310,000.00	0 00	2,310,000.00	(2,310,000.00)	178,343.60
56809 021_DS LEMON GROVE SD 20	97500 LEMON GROVE SD 2014A	0 00	325,700.00	0 00	325,700.00	(325,700.00)	

PERIODIC FINANCIAL STATEMENT - SCHEDULE OF REVENUES AND EXPENDITURES BY FUND AND ORGANIZATIONAL UNIT - GL041

Date: 12-MAR-2025 11:42:31

COSD  
Current Period FEB-25

Currency USD  
No specific FUND requested

FUND	ORG	REVISED BUDGET	EXPENDITURES	ENCUMBRANCES	EXPENDITURES & ENCUMBRANCES	REMAINING BUDGET	REVENUE
56810 021_DS LEMON GROVE SD 20	97501 LEMON GROVE SD 2014B	0 00	0 00	0 00	0 00	0 00	0 02
56811 015_DS ESCONDIDO USD 201	95642 ESCONDIDO USD 2014A	0 00	1,015,368 76	0 00	1,015,368 76	(1,015,368 76)	624,077 94
56812 018_DS LAKESIDE USD 2015	97503 LAKESIDE USD 2015A REF	0 00	249,356 28	0 00	249,356 28	(249,356 28)	149,675 26
56813 006_DS CAJON VALLEY USD	97505 CAJON VALLEY USD 2012D	0 00	939,431 26	0 00	939,431 26	(939,431 26)	591,456 23
56814 026_DS RANCHO SANTA FE S	97343 RANCHO SANTA FE SD 2015 REFUN	0 00	2,737,950 00	0 00	2,737,950 00	(2,737,950 00)	1,727,344 61
56815 014_DS ENCINITAS USD 201	97508 ENCINITAS USD 2010 ELEC 2015	0 00	785,000 00	0 00	785,000 00	(785,000 00)	389,760 18
56816 017_DS JAMUL DULZURA USD	95711 JAMUL DULZURA USD 1995 ELEC 2	0 00	132,159 38	0 00	132,159 38	(132,159 38)	101,550 94
56817 032_DS SANTEE SCHOOL DIS	97514 SANTEE SCHOOL DIST 2015 REF	0 00	1,783,305 35	0 00	1,783,305 35	(1,783,305 35)	1,134,559 68
56818 032_DS SANTEE SCHOOL DIS	97516 SANTEE SCHOOL DIST 2016A REF	0 00	367,165 50	0 00	367,165 50	(367,165 50)	166,223 26
56819 006_DS CAJON VALLEY USD	97523 CAJON VALLEY USD 2016 REF	0 00	2,450,350 00	0 00	2,450,350 00	(2,450,350 00)	1,459,514 85
56820 035_DS SOUTH BAY USD 201	97532 SOUTH BAY USD 2016 REF	0 00	1,221,662 50	0 00	1,221,662 50	(1,221,662 50)	744,568 33
56821 035_DS SOUTH BAY USD 201	97533 SOUTH BAY USD 2006B	0 00	371,100 00	0 00	371,100 00	(371,100 00)	262,564 16
56822 035_DS SOUTH BAY USD 201	97534 SOUTH BAY USD 2012B	0 00	392,250 00	0 00	392,250 00	(392,250 00)	368,786 39
56823 023_DS NATIONAL SCH DIST	97535 NATIONAL SCH DIST 2014B	0 00	344,650 00	0 00	344,650 00	(344,650 00)	198,687 13
56824 019_DS LAKESIDE USD 2016	97542 LAKESIDE USD 2016 REF	0 00	678,400 00	0 00	678,400 00	(678,400 00)	390,687 22
56825 009_DS CHULA VISTA ELEM	97543 CHULA VISTA ELEM SFID 1 2012C	0 00	2,283,275 00	0 00	2,283,275 00	(2,283,275 00)	1,349,765 83
56826 034_DS SOLANA BCH SFID 2	95707 SOLANA BCH SFID 2016-1	0 00	2,530,700 00	0 00	2,530,700 00	(2,530,700 00)	1,477,570 82
56827 007_DS CARDIFF SCH DIST	97546 CARDIFF SCH DIST 2016A	0 00	547,243 76	0 00	547,243 76	(547,243 76)	317,814 39
56828 008_DS CAJON VALLEY USD	97547 CAJON VALLEY USD 2016A	0 00	0 00	0 00	0 00	0 00	0 02
56829 015_DS ESCONDIDO USD 201	95643 ESCONDIDO USD 2017 REF	0 00	4,140,625 00	0 00	4,140,625 00	(4,140,625 00)	2,481,384 31
56830 014_DS ENCINITAS USD 201	97549 ENCINITAS USD 2010 ELEC 2017	0 00	1,046,700 00	0 00	1,046,700 00	(1,046,700 00)	622,428 37
56831 021_DS LEMON GROVE SD 20	97550 LEMON GROVE SD 2014D ED-TECH	0 00	0 00	0 00	0 00	0 00	0 02
56832 021_DS LEMON GROVE SD 20	97551 LEMON GROVE SD 2014C	0 00	585,350 00	0 00	585,350 00	(585,350 00)	351,126 04
56834 032_DS SANTEE SCHOOL DIS	97554 SANTEE SCHOOL DIST 2017 REF	0 00	733,000 00	0 00	733,000 00	(733,000 00)	416,532 54
56835 006_DS CAJON VALLEY USD	97560 CAJON VALLEY USD 2012E	0 00	1,035,531 26	0 00	1,035,531 26	(1,035,531 26)	605,008 58
56836 015_DS ESCONDIDO USD 201	95644 ESCONDIDO USD 2014B	0 00	2,302,506 26	0 00	2,302,506 26	(2,302,506 26)	1,544,695 18
56837 019_DS LAKESIDE USD 2014	97570 LAKESIDE USD 2014B	0 00	674,987 50	0 00	674,987 50	(674,987 50)	421,369 10
56838 064_DS OCEANSIDE USD 201	97572 OCEANSIDE USD 2018REF PROP G	0 00	191,973 32	0 00	191,973 32	(191,973 32)	3,279 46
56839 064_DS OCEANSIDE USD 201	97573 OCEANSIDE USD 2018REF PROP H	0 00	504,900 00	0 00	504,900 00	(504,900 00)	33,076 01
56840 007_DS CARDIFF SCH DIST	97576 CARDIFF SCH DIST 2016B	0 00	361,112 52	0 00	361,112 52	(361,112 52)	233,967 13
56841 034_DS SOLANA BCH SFID 2	95708 SOLANA BCH SFID 2016B	0 00	2,658,450 00	0 00	2,658,450 00	(2,658,450 00)	1,629,828 06
56842 021_DS LEMON GROVE SD 20	97583 LEMON GROVE SD 2019 REFUNDING	0 00	238,600 00	0 00	238,600 00	(238,600 00)	233,267 94
56843 011_DS DEL MAR 2018ELEC	95713 DEL MAR 2018ELEC 2019SER MM	0 00	1,929,318 76	0 00	1,929,318 76	(1,929,318 76)	1,204,809 11
56844 009_DS CHULA VISTA 2019	97586 CHULA VISTA 2019 BAN VV	0 00	0 00	0 00	0 00	0 00	35 78
56845 006_DS CAJON VLY 2016B M	97588 CAJON VLY 2016B MEAS EE	0 00	0 00	0 00	0 00	0 00	6,406 69
56846 032_DS SANTEE MEAS S SER	97592 SANTEE MEAS S SER 2019	0 00	2,393,900 00	0 00	2,393,900 00	(2,393,900 00)	1,437,271 10
56847 035_DS S BAY MEAS NN 201	97595 SOUTH BAY MEAS NN 2019 BAN	0 00	0 00	0 00	0 00	0 00	62 06
56848 006_DS CAJON VLY USD 202	97598 CAJON VALLEY USD 2020 REF	0 00	1,603,000 00	0 00	1,603,000 00	(1,603,000 00)	946,384 66
56849 050_DS SAN DIEGO USD 202	97600 SAN DIEGO USD 2020 REF	0 00	1,955,396 50	0 00	1,955,396 50	(1,955,396 50)	973,236 61
56850 015_DS ESCONDIDO ELEM PR	97601 ESCONDIDO ELEM PROP E 2014C	0 00	1,402,750 00	0 00	1,402,750 00	(1,402,750 00)	550,734 66
56851 009_DS CHULA VISTA MEAS	97605 CHULA VISTA MEAS M 2020 A	0 00	4,952,250 00	0 00	4,952,250 00	(4,952,250 00)	2,810,344 53
56852 014_DS ENCINITAS 2020 RE	97619 ENCINITAS 2020 REF SER A	0 00	417,608 00	0 00	417,608 00	(417,608 00)	322,774 01
56853 014_DS ENCINITAS 2020 RE	97620 ENCINITAS 2020 REF SER B	0 00	0 00	0 00	0 00	0 00	184 19
56854 019_DS LAKESIDE USD 2021	97632 LAKESIDE USD 2021C	0 00	635,000 00	0 00	635,000 00	(635,000 00)	365,838 08
56855 033_DS SAN YSIDRO MEAS U	97608 SAN YSIDRO MEAS U 2020A	0 00	791,700 00	0 00	791,700 00	(791,700 00)	469,232 61
56856 033_DS SAN YSIDRO MEAS T	97607 SAN YSIDRO MEAS T 2020A	0 00	569,932 21	0 00	569,932 21	(569,932 21)	332,356 46
56857 023_DS NATIONAL ELEM 201	97622 NATIONAL ELEM 2016A	0 00	485,551 25	0 00	485,551 25	(485,551 25)	252,724 09
56858 015_DS ESCONDIDO ELEM 20	97623 ESCONDIDO ELEM 2021 REF	0 00	1,620,283 35	0 00	1,620,283 35	(1,620,283 35)	912,760 63
56859 020_DS LA MESA SPRING VLY	97634 LA MESA SPRING VALLEY 2020A	0 00	1,570,800 00	0 00	1,570,800 00	(1,570,800 00)	450,269 18
56860 015_DS ESCONDIDO UN ESD	97647 ESCONDIDO UN ESD 2014D	0 00	741,400 00	0 00	741,400 00	(741,400 00)	428,161 03
56861 010_DS DEHESA ESD 2012B	97646 DEHESA ESD 2012B	0 00	11,025 00	0 00	11,025 00	(11,025 00)	6,727 65

PERIODIC FINANCIAL STATEMENT - SCHEDULE OF REVENUES AND EXPENDITURES BY FUND AND ORGANIZATIONAL UNIT - GL041

Date 12 MAR 2025 11 42 31

COSD  
Current Period FEB-25

Currency: USD  
No specific FUND requested

FUND	ORG	REVISED BUDGET	EXPENDITURES	ENCUMBRANCES	EXPENDITURES & ENCUMBRANCES	REMAINING BUDGET	REVENUE
56862 010_DS DEHESA ESD 2022A	97649 DEHESA ESD 2022A REF	0 00	76,892.50	0 00	76,892.50	(76,892.50)	45,944.06
56863 010_DS DEHESA ESD 2022B	97650 DEHESA ESD 2022B REF	0 00	52,423.00	0 00	52,423.00	(52,423.00)	31,675.88
56864 010_DS DEHESA ESD 2022C	97651 DEHESA ESD 2022C REF	0 00	7,830.00	0 00	7,830.00	(7,830.00)	4,514.29
56865 015_DS ESCONDIDO ESD 201	97685 ESCONDIDO ESD 2014E	0 00	423,561.11	0 00	423,561.11	(423,561.11)	449,353.51
56866 011_DS DEL MAR ESD 2022B	95714 DEL MAR ESD 2022B	0 00	4,431,875.00	0 00	4,431,875.00	(4,431,875.00)	2,656,385.54
56867 021_DS LEMON GROVE ESD 2	97657 LEMON GROVE ESD 2022 REF	0 00	558,559.10	0 00	558,559.10	(558,559.10)	223,341.14
56868 021_DS LEMON GROVE ESD 2	97678 LEMON GROVE ESD 2022A	0 00	898,250.00	0 00	898,250.00	(898,250.00)	121,803.14
56869 023_DS NATIONAL ESD 2018	97659 NATIONAL ESD 2018B	0 00	472,587.50	0 00	472,587.50	(472,587.50)	239,944.09
56870 035_DS SOUTH BAY USD 201	97660 SOUTH BAY USD 2018A	0 00	812,100.00	0 00	812,100.00	(812,100.00)	469,119.54
56871 035_DS SOUTH BAY ESD 200	97661 SOUTH BAY ESD 2008C	0 00	354,000.00	0 00	354,000.00	(354,000.00)	203,877.58
56872 035_DS SOUTH BAY ESD 202	97672 SOUTH BAY ESD 2023 REF	0 00	1,004,125.00	0 00	1,004,125.00	(1,004,125.00)	568,612.64
56874 011_DS DEL MAR USD 2024C	95715 DEL MAR USD 2024C	0 00	290,843.88	0 00	290,843.88	(290,843.88)	1,101,558.15
56875 006_DS CAJON VALLEY ESD	97655 CAJON VALLEY ESD 2022REF	0 00	1,577,750.00	0 00	1,577,750.00	(1,577,750.00)	1,078,851.79
56876 006_DS CAJON VALLEY ESD	97656 CAJON VALLEY ESD 2023REF	0 00	6,174,500.00	0 00	6,174,500.00	(6,174,500.00)	4,145,856.94
56877 033_DS SAN YSIDRO MEAS U	95847 SAN YSIDRO MEAS U 2020B	0 00	2,110,600.00	0 00	2,110,600.00	(2,110,600.00)	1,130,818.37
56878 033_DS SAN YSIDRO MEAS T	95848 SAN YSIDRO MEAS T 2020B	0 00	2,129,350.00	0 00	2,129,350.00	(2,129,350.00)	1,158,884.26
56879 033_DS SAN YSIDRO ESD 20	95850 SAN YSIDRO ESD 2024 REF	0 00	586,806.67	0 00	586,806.67	(586,806.67)	613,930.83
56880 020_DS LA MESA-SV ESD 20	95730 LA MESA-SV ESD 2020B	0 00	5,770,125.00	0 00	5,770,125.00	(5,770,125.00)	1,708,657.08
56881 006_DS CAJON VALLEY ESD	97691 CAJON VALLEY ESD 2024REF	0 00	673,523.61	0 00	673,523.61	(673,523.61)	986,282.95
56882 020_DS LA MESA-SV ESD 20	95731 LA MESA-SV ESD 2020C	0 00	816,567.47	0 00	816,567.47	(816,567.47)	2,167,546.24
56884 023_DS NATIONAL ESD 2016	97697 NATIONAL ESD 2016C	0 00	227,500.02	0 00	227,500.02	(227,500.02)	2,253,147.75
57520 040_DS ESCONDIDO HIGH 19	95824 ESCONDIDO HIGH 1999A REF	0 00	0 00	0 00	0 00	0 00	1.79
57521 040_DS ESCONDIDO UN HI 2	97412 ESCONDIDO UN HI 2008 ELEC 200	0 00	7,869,812.50	0 00	7,869,812.50	(7,869,812.50)	4,595,044.58
57522 040_DS ESCONDIDO UN HI 2	97415 ESCONDIDO UN HI 2008 ELEC 200	0 00	0 00	0 00	0 00	0 00	10,037.77
57523 040_DS ESCONDIDO UHSD 20	97447 ESCONDIDO UHSD 2008C	0 00	361,187.50	0 00	361,187.50	(361,187.50)	247,479.43
57531 042_DS GROSSMONT UNION H	95827 GROSSMONT UNION HIGH 2004	0 00	5,110,000.00	0 00	5,110,000.00	(5,110,000.00)	3,087,460.11
57532 042_DS GROSSMONT UNION H	95829 GROSSMONT UNION HIGH 2008	0 00	11,730,000.00	0 00	11,730,000.00	(11,730,000.00)	8,048,056.00
57533 042_DS GROSSMONT UNION H	97395 GROSSMONT UNION HIGH 2008	0 00	4,865,000.00	0 00	4,865,000.00	(4,865,000.00)	3,040,499.73
57534 042_DS GROSSMONT UNION H	97408 GROSSMONT UNION HIGH 2008A	0 00	0 00	0 00	0 00	0 00	0.12
57535 042_DS GROSSMONT UNION H	97424 GROSSMONT UNION HIGH ELEC 200	0 00	0 00	0 00	0 00	0 00	0.16
57536 042_DS GROSSMONT UNION H	97434 GROSSMONT UNION HIGH ELEC 200	0 00	910.31	0 00	910.31	(910.31)	15.55
57537 042_DS GROSSMONT UNION H	97438 GROSSMONT UNION HIGH ELEC 200	0 00	4,369,202.10	0 00	4,369,202.10	(4,369,202.10)	2,388,130.15
57538 042_DS GROSSMONT UHSD 20	97445 GROSSMONT UHSD 2004 ELEC 2011	0 00	0 00	0 00	0 00	0 00	0.08
57540 043_DS JULIAN UNION HS 1	95928 JULIAN UNION HI 1996A	0 00	400.60	0 00	400.60	(400.60)	7.43
57541 042_DS GROSSMONT UHSD 20	97459 GROSSMONT UHSD 2012 REF	0 00	2,000,000.00	0 00	2,000,000.00	(2,000,000.00)	56,404.92
57542 043_DS JULIAN UHSD 2010E	95833 JULIAN UHSD 2010ELEC 2013A	0 00	266,912.50	0 00	266,912.50	(266,912.50)	159,413.72
57543 042_DS GROSSMONT UHSD 20	97481 GROSSMONT UHSD 2013 2008E	0 00	109.36	0 00	109.36	(109.36)	1.86
57544 042_DS GROSSMONT UHSD 20	97489 GROSSMONT UHSD 2015 2008F PRO	0 00	2,277,255.56	0 00	2,277,255.56	(2,277,255.56)	979,495.06
57545 042_DS GROSSMONT UHSD 20	97511 GROSSMONT UHSD 2015 REF	0 00	1,443,031.26	0 00	1,443,031.26	(1,443,031.26)	862,796.12
57546 042_DS GROSSMONT UHSD 20	97521 GROSSMONT UHSD 2016 REF	0 00	3,917,800.00	0 00	3,917,800.00	(3,917,800.00)	2,458,163.34
57547 042_DS GROSSMONT UHSD SI	97520 GROSSMONT UHSD SINKING DEP EL	0 00	0 00	0 00	0 00	0 00	3,438,937.04
57548 042_DS GROSSMONT UHSD 20	97539 GROSSMONT UHSD 2016B REF	0 00	3,097,550.00	0 00	3,097,550.00	(3,097,550.00)	1,763,535.88
57549 042_DS GROSSMONT UHSD EL	97544 GROSSMONT UHSD ELEC 2008 2017	0 00	1,395,525.00	0 00	1,395,525.00	(1,395,525.00)	828,840.80
57551 045_DS SAN DIEGUITO UHSD	95831 SAN DIEGUITO UHSD 2012	0 00	3,948,250.00	0 00	3,948,250.00	(3,948,250.00)	103,093.61
57553 045_DS SAN DIEGUITO UHSD	95835 SAN DIEGUITO UHSD 2012B-2	0 00	3,031,025.00	0 00	3,031,025.00	(3,031,025.00)	1,777,652.37
57555 045_DS SAN DIEGUITO UHSD	95837 SAN DIEGUITO UHSD 2012C-2	0 00	3,314,793.75	0 00	3,314,793.75	(3,314,793.75)	2,107,702.07
57556 042_DS GROSSMONT UHSD EL	97545 GROSSMONT UHSD ELEC 2016 2017	0 00	2,007,025.00	0 00	2,007,025.00	(2,007,025.00)	1,215,466.54
57557 042_DS GROSSMONT UHSD 20	97557 GROSSMONT UHSD 2008 2017H-1 P	0 00	0 00	0 00	0 00	0 00	0.04
57558 042_DS GROSSMONT UHSD 20	97558 GROSSMONT UHSD 2008 2017H-2 P	0 00	529,337.52	0 00	529,337.52	(529,337.52)	318,505.05
57559 046_DS SWEETWATER UNION	97375 SWEETWATER UNION DS 2000A	0 00	2,082,968.50	0 00	2,082,968.50	(2,082,968.50)	1,151,804.14
57562 046_DS SWEETWATER UN HIG	97379 SWEETWATER UN HIGH 2000C	0 00	8,595,900.00	0 00	8,595,900.00	(8,595,900.00)	4,999,794.16

PERIODIC FINANCIAL STATEMENT - SCHEDULE OF REVENUES AND EXPENDITURES BY FUND AND ORGANIZATIONAL UNIT - GL041

Date: 12-MAR-2025 11:42:31

COSD  
Current Period: FEB-25

Currency: USD  
No specific FUND requested

FUND	ORG	REVISED BUDGET	EXPENDITURES	ENCUMBRANCES	EXPENDITURES & ENCUMBRANCES	REMAINING BUDGET	REVENUE
57583 046_DS SWEETWATER UNION	97383 SWEETWATER UNION HIGH 2007	0.00	0.00	0.00	0.00	0.00	0.12
57564 046_DS SWEETWATER UHSD 2	97490 SWEETWATER UHSD 2014 REF BOND	0.00	6,082,000.00	0.00	6,082,000.00	(6,082,000.00)	3,465,505.23
57565 046_DS SWEETWATER UHSD 2	97516 SWEETWATER UHSD 2016 REF BOND	0.00	7,428,950.00	0.00	7,428,950.00	(7,428,950.00)	4,139,559.74
57566 046_DS SWEETWATER UHSD 2	97519 SWEETWATER UHSD 2006 ELEC 201	0.00	6,772,481.28	0.00	6,772,481.28	(6,772,481.28)	4,063,252.60
57567 041_DS FALLBROOK UNION H	95838 FALLBROOK UNION HIGH 2017A	0.00	366,562.50	0.00	366,562.50	(366,562.50)	212,581.25
57568 046_DS SWEETWATER UHSD 2	97569 SWEETWATER UHSD 2006 2018C	0.00	1,104,300.00	0.00	1,104,300.00	(1,104,300.00)	622,489.28
57569 061_DS POWAY SFID 2002-1	97591 POWAY USD SFID 2002-1 2019 RE	0.00	5,152,646.81	0.00	5,152,646.81	(5,152,646.81)	3,026,500.31
57570 061_DS POWAY USD 2006B	97448 POWAY USD 2006B	0.00	0.00	0.00	0.00	0.00	262.29
57571 061_DS POWAY USD SFID 20	97449 POWAY USD SFID 2002-1 2011 RE	0.00	104.59	0.00	104.59	(104.59)	24.76
57572 061_DS POWAY USD SFID 20	97489 POWAY USD SFID 2002-1B 2014 R	0.00	6,663,475.00	0.00	6,663,475.00	(6,663,475.00)	5,204,558.61
57574 042_DS GROSSMONT UHSD 20	97559 GROSSMONT UHSD 2017 REF	0.00	884,775.00	0.00	884,775.00	(884,775.00)	499,843.29
57576 045_DS SAN DIEGUITO UHSD	95840 SAN DIEGUITO UHSD 2012D-2	0.00	727,400.00	0.00	727,400.00	(727,400.00)	432,049.65
57577 042_DS GROSSMONT UHSD 2016	97571 GROSSMONT UHSD 2016 2018B	0.00	1,955,000.00	0.00	1,955,000.00	(1,955,000.00)	1,181,060.72
57578 042_DS GROSSMONT 2016 2019	97584 GROSSMONT 2016 2019C MEAS BB	0.00	1,594,000.00	0.00	1,594,000.00	(1,594,000.00)	959,480.67
57579 042_DS GROSSMONT 2008 2019	97585 GROSSMONT 2008 2019I PROP U	0.00	527,800.00	0.00	527,800.00	(527,800.00)	302,857.19
57580 042_DS GROSSMONT PROP U 20	97602 GROSSMONT PROP U 2020 REF	0.00	1,363,500.00	0.00	1,363,500.00	(1,363,500.00)	780,945.64
57581 045_DS SAN DIEGUITO UHSD	97603 SAN DIEGUITO UHSD 2020 REF	0.00	5,253,709.30	0.00	5,253,709.30	(5,253,709.30)	6,096,663.38
57582 041_DS FALLBROOK UHSD 20	95841 FALLBROOK UHSD 2020 B	0.00	315,631.26	0.00	315,631.26	(315,631.26)	177,664.80
57583 042_DS GROSSMONT 2008 PROP	97609 GROSSMONT 2008 PROP U 2020J	0.00	544,875.02	0.00	544,875.02	(544,875.02)	245,343.11
57584 042_DS GROSSMONT UHSD 20	97637 GROSSMONT UHSD 2021K	0.00	0.00	0.00	0.00	0.00	188.47
57585 045_DS SAN DIEGUITO UHSD	97628 SAN DIEGUITO UHSD 2021 REF	0.00	1,093,965.15	0.00	1,093,965.15	(1,093,965.15)	638,336.57
57586 045_DS SAN DIEGUITO UHSD	97629 SAN DIEGUITO UHSD 2021E-1	0.00	0.00	0.00	0.00	0.00	5,186.17
57587 045_DS SAN DIEGUITO UHSD	97630 SAN DIEGUITO UHSD 2021E-2	0.00	2,129,987.50	0.00	2,129,987.50	(2,129,987.50)	1,256,843.11
57588 041_DS FALLBROOK UHSD 20	95842 FALLBROOK UHSD 2022C	0.00	1,032,250.00	0.00	1,032,250.00	(1,032,250.00)	631,341.45
57589 042_DS GROSSMONT UHSD 20	95849 GROSSMONT UHSD 2022L	0.00	994,125.00	0.00	994,125.00	(994,125.00)	618,217.70
57590 046_DS SWEETWATER UHSD 2	97666 SWEETWATER UHSD 2022A	0.00	14,882,450.00	0.00	14,882,450.00	(14,882,450.00)	8,837,910.64
57591 046_DS SWEETWATER UHSD 2	97667 SWEETWATER UHSD 2022D	0.00	1,168,125.00	0.00	1,168,125.00	(1,168,125.00)	759,143.05
57592 046_DS SWEETWATER UHSD 2	97695 SWEETWATER UHSD 2024 REF	0.00	1,210,197.91	0.00	1,210,197.91	(1,210,197.91)	1,585,500.00
57595 042_DS GROSSMONT UHSD 20	95851 GROSSMONT UHSD 2024A REF	0.00	1,037,255.56	0.00	1,037,255.56	(1,037,255.56)	1,037,255.56
57596 042_DS GROSSMONT UHSD 20	95852 GROSSMONT UHSD 2024B REF	0.00	16,550.22	0.00	16,550.22	(16,550.22)	38,375.00
58490 053_DS GROSS CUY CC 2021	97626 GROSS CUY CC 2021C	0.00	2,763,700.00	0.00	2,763,700.00	(2,763,700.00)	1,617,016.75
58491 053_DS GROSS CUY CC 2021	97627 GROSS CUY CC 2021 REF	0.00	2,590,442.90	0.00	2,590,442.90	(2,590,442.90)	1,981,393.00
58492 053_DS GROSS CUY CC 2018	95023 GROSS CUY CC 2018 REF	0.00	12,269,250.00	0.00	12,269,250.00	(12,269,250.00)	423,893.35
58493 053_DS GROSS CUY CC 2018	95018 GROSS CUY CC 2018B	0.00	5,296,600.00	0.00	5,296,600.00	(5,296,600.00)	3,028,677.44
58494 053_DS GROSS CUY CC 2013	95017 GROSS CUY CC 2013 REF BONDS	0.00	431,906.25	0.00	431,906.25	(431,906.25)	16,337.86
58495 053_DS GROSS CUY CC 2012	95016 GROSS CUY CC 2012 ELEC 2013A	0.00	0.00	0.00	0.00	0.00	12,150.73
58496 053_DS GROSS CUY COMM CO	95013 GROSS CUY COMM COLL 2009C	0.00	0.00	0.00	0.00	0.00	11,172,924.84
58497 053_DS GROSS CUY COMM CO	95014 GROSS CUY COMM COLL 2009 REF	0.00	0.00	0.00	0.00	0.00	0.00
58502 055_DS SOUTHWESTERN CC 2	95001 SOUTHWESTERN CC 2004	0.00	3,910,000.00	0.00	3,910,000.00	(3,910,000.00)	2,441,321.19
58503 055_DS SOUTHWESTERN CC R	95011 SOUTHWESTERN CC REF 2005B	0.00	315.63	0.00	315.63	(315.63)	5.64
58504 055_DS SOUTHWESTERN CC P	97413 SOUTHWESTERN CC PROP R 2009	0.00	53.14	0.00	53.14	(53.14)	0.95
58505 055_DS SOUTHWESTERN CC 2	97414 SOUTHWESTERN CC 2008 ELEC 200	0.00	238.66	0.00	238.66	(238.66)	4.27
58506 055_DS SOUTHWESTERN CC 2	97420 SOUTHWESTERN CC 2008 ELEC 201	0.00	0.00	0.00	0.00	0.00	11,532.96
58508 055_DS SOUTHWESTERN CC 2	97496 SOUTHWESTERN CC 2015 REF	0.00	3,832,250.00	0.00	3,832,250.00	(3,832,250.00)	2,253,198.60
58509 055_DS SOUTHWESTERN CC 2	97502 SOUTHWESTERN CC 2008 ELEC 201	0.00	1,197.37	0.00	1,197.37	(1,197.37)	23.71
58510 055_DS SOUTHWESTERN CC 2	97536 SOUTHWESTERN CC 2018 REF A	0.00	1,492.78	0.00	1,492.78	(1,492.78)	28.88
58511 055_DS SOUTHWESTERN CC 2	97537 SOUTHWESTERN CC 2016 REF B	0.00	5,571,100.00	0.00	5,571,100.00	(5,571,100.00)	3,253,632.95
58512 055_DS SOUTHWESTERN CC 2	97553 SOUTHWESTERN CC 2016 ELEC 201	0.00	4,453,443.76	0.00	4,453,443.76	(4,453,443.76)	2,631,419.92
58513 055_DS SOUTHWESTERN CC P	97814 SOUTHWESTERN CC PROP R 2020 R	0.00	2,104,536.04	0.00	2,104,536.04	(2,104,536.04)	1,804,155.42
58514 055_DS SOUTHWESTERN CC P	97815 SOUTHWESTERN CC PROP R 2020E	0.00	1,798,800.00	0.00	1,798,800.00	(1,798,800.00)	1,003,135.56
58515 055_DS SOUTHWESTERN CC M	97616 SOUTHWESTERN CC MEAS Z 2020B	0.00	1,062,225.00	0.00	1,062,225.00	(1,062,225.00)	456,429.99



PERIODIC FINANCIAL STATEMENT - SCHEDULE OF REVENUES AND EXPENDITURES BY FUND AND ORGANIZATIONAL UNIT - GL041

Date: 12-MAR-2025 11:42:31

COSD  
Current Period: FEB-25

Currency: USD  
No specific FUND requested

FUND	ORG	REVISED BUDGET	EXPENDITURES	ENCUMBRANCES	EXPENDITURES & ENCUMBRANCES	REMAINING BUDGET	REVENUE
58516 055_DS SOUTHWESTERN CC 2	97624 SOUTHWESTERN CC 2021 REF	0 00	5,151,975.36	0 00	5,151,975.36	(5,151,975.36)	2,847,635.64
58517 055_DS SOUTHWESTERN CC 2	97625 SOUTHWESTERN CC 2021C	0 00	2,248,968.78	0 00	2,248,968.78	(2,248,968.78)	955,006.42
58518 052_DS PALOMAR CC DS 200	95022 PALOMAR CC DS 2006D	0 00	6,756,175.00	0 00	6,756,175.00	(6,756,175.00)	4,039,762.08
58519 052_DS PALOMAR CC DS 200	95019 PALOMAR CC DS 2006C	0 00	1,248,000.00	0 00	1,248,000.00	(1,248,000.00)	1,476,153.25
58520 052_DS PALOMAR CC DS 200	95015 PALOMAR CC DS 2006A	0 00	103.72	0 00	103.72	(103.72)	1.86
58521 052_DS PALOMAR CC DS 200	97422 PALOMAR CC DS 2006B	0 00	5,125,000.00	0 00	5,125,000.00	(5,125,000.00)	2,755,747.80
58522 052_DS PALOMAR CC 2015 G	97491 PALOMAR CC 2015 GO REF BONDS	0 00	182,250.00	0 00	182,250.00	(182,250.00)	4,183,712.36
58523 052_DS PALOMAR CC 2017 R	97548 PALOMAR CC 2017 REF	0 00	4,437,600.00	0 00	4,437,600.00	(4,437,600.00)	2,495,145.51
58524 052_DS PALOMAR CC 2020 R	97621 PALOMAR CC 2020 REF	0 00	7,341,569.17	0 00	7,341,569.17	(7,341,569.17)	4,072,576.43
58525 052_DS PALOMAR CC 2021 G	97638 PALOMAR CC 2021 GO REF BONDS	0 00	4,369,652.31	0 00	4,369,652.31	(4,369,652.31)	2,504,849.88
58535 054_DS MIRACOSTA CC 2016	97555 MIRACOSTA CC 2016A	0 00	3,031,275.00	0 00	3,031,275.00	(3,031,275.00)	1,869,513.05
58536 054_DS MIRACOSTA CC 2016	97604 MIRACOSTA CC 2016B	0 00	8,288,343.76	0 00	8,288,343.76	(8,288,343.76)	4,959,110.25
58537 054_DS MIRACOSTA CCD 201	97652 MIRACOSTA CCD 2016C	0 00	11,660,862.52	0 00	11,660,862.52	(11,660,862.52)	4,144,930.92
58540 055_DS SOUTHWESTERN CC 2	97641 SOUTHWESTERN CC 2021D	0 00	13,268,650.00	0 00	13,268,650.00	(13,268,650.00)	4,074,856.70
58541 055_DS SOUTHWESTERN CC 2	97642 SOUTHWESTERN CC 2021F	0 00	2,726,450.00	0 00	2,726,450.00	(2,726,450.00)	1,581,740.91
58553 060_DS SAN DIEGO COMM CO	97408 SAN DIEGO COMM COLL PROP S 20	0 00	66,402.62	0 00	66,402.62	(66,402.62)	1,223.62
58554 060_DS SAN DIEGO COMM CO	97441 SAN DIEGO COMM COLL 2011 REFU	0 00	2,213.30	0 00	2,213.30	(2,213.30)	42.80
58555 060_DS SAN DIEGO COMM CO	97442 SAN DIEGO COMM COLL 2006 ELEC	0 00	4,625.51	0 00	4,625.51	(4,625.51)	89.44
58556 060_DS SAN DIEGO COMM CO	97443 SAN DIEGO COMM COLL 2002 ELEC	0 00	0.00	0 00	0.00	0.00	6,278.73
58557 060_DS SAN DIEGO CC 2012	97453 SAN DIEGO COMM COLL 2012 REF	0 00	1,137,973.77	0 00	1,137,973.77	(1,137,973.77)	20,815.90
58558 060_DS SDCCD 2006 SERIES	97476 SDCCD 2006 SERIES 2013	0 00	400,000.00	0 00	400,000.00	(400,000.00)	18,096.91
58559 060_DS SDCCD 2002 SERIES	97477 SDCCD 2002 SERIES 2013	0 00	0.00	0 00	0.00	0.00	14,106.13
58560 060_DS SDCCD 2006 SERIES	97540 SDCCD 2006 SERIES 2016	0 00	8,468,800.00	0 00	8,468,800.00	(8,468,800.00)	4,709,541.09
58561 060_DS SDCCD 2016 REF	97541 SDCCD 2016 REF	0 00	26,969,625.00	0 00	26,969,625.00	(26,969,625.00)	13,616,527.28
58562 060_DS SDCCD2019REF PROP	97589 SDCCD 2019 REF PROPS N&S SER	0 00	30,751,163.82	0 00	30,751,163.82	(30,751,163.82)	18,508,179.62
58563 060_DS SDCCD2019REF PROP	97590 SDCCD 2019 REF PROPS N&S SER	0 00	6,216,484.98	0 00	6,216,484.98	(6,216,484.98)	2,944,010.74
58564 060_DS SDCCD 2021 REF	97645 SDCCD 2021 REF	0 00	19,414,017.04	0 00	19,414,017.04	(19,414,017.04)	11,359,739.55
58565 060_DS SDCCD 2024 REF	97653 SDCCD 2024 REF	0 00	7,446,613.88	0 00	7,446,613.88	(7,446,613.88)	7,820,132.86
58566 060_DS SDCCD SERIES 2025	97698 SDCCD SERIES 2025 A-1	0 00	0.00	0 00	0.00	0.00	47,753,660.00
58567 060_DS SDCCD SERIES 2025	97699 SDCCD SERIES 2025 A-2	0 00	0.00	0 00	0.00	0.00	5,252,160.20
58570 061_DS POWAY USD 2025 RE	97700 POWAY USD 2025 REF	0 00	190,066.10	0 00	190,066.10	(190,066.10)	1,428,425.00
REPORT TOTAL		11,562,266,739.85	8,740,008,674.35	2,910,626,818.14	9,650,635,592.49	1,811,631,147.36	4,383,101,881.51

PERIODIC FINANCIAL STATEMENT - SCHEDULE OF REVENUES AND EXPENDITURES BY FUND AND ORGANIZATIONAL UNIT -  
GL041

Date:12-MAR-2025 11:42:31

COSD  
Current Period: FEB-25

Currency: USD  
No specific FUND requested

FUND	ORG	REVISED BUDGET	EXPENDITURES	ENCUMBRANCES	EXPENDITURES & ENCUMBRANCES	REMAINING BUDGET	REVENUE
10100 GENERAL FUND		7,899,471,605.39	3,985,505,366.79	2,015,082,654.59	6,000,588,041.38	1,898,883,564.01	2,077,926,865.49
11100 ROAD FUND		440,822,503.76	105,211,952.23	114,420,470.56	219,632,422.79	221,190,080.97	106,256,785.74
12020 CSHAF GILLESPIE HOUSING		25,000.00	5,569.52	0.00	5,569.52	19,430.48	13,548.30
12022 CSHAF USDRIP HOUSING		3,500.00	258.93	0.00	258.93	3,241.07	4,484.41
12150 S D COUNTY LIGHT MAINT D		3,721,946.88	1,519,651.43	715,124.55	2,234,775.98	1,487,170.88	1,282,494.54
12200 COUNTY LIBRARY		73,627,702.22	43,216,870.73	7,474,402.55	50,691,273.28	22,936,428.94	36,563,004.44
12250 SHERF ASSET FORFEIT PRGM		3,541,035.65	492,538.25	242,226.33	734,764.58	2,806,271.07	453,980.84
12251 SHERF ASSET FORFEIT US T		2,200,000.00	9,238.76	0.00	9,238.76	2,190,761.24	55,701.98
12252 SHERF ASSET FORFEIT STAT		1,102,899.00	9,730.00	0.00	9,730.00	1,093,169.00	616,512.84
12300 DA ASSET FORFEIT FEDERAL		2,233,721.41	160,111.26	500,979.38	661,090.64	1,572,630.77	78,818.73
12325 DA ASSET FORFEIT US TREA		50,000.00	0.00	0.00	0.00	50,000.00	4,910.51
12350 DA ASSET FORFEIT STATE		350,000.00	85,360.38	79,899.10	165,259.48	184,740.52	135,729.17
12450 PROB ASSET FORFEIT PROG		100,000.00	0.00	0.00	0.00	100,000.00	5,533.61
12451 PROB ASSET FORFEIT US TR		0.00	0.00	0.00	0.00	0.00	9.71
12452 PROB ASSET FORFEIT STATE		0.00	0.00	0.00	0.00	0.00	270.44
12500 SHERIFFS INCARC PPLS WEL		8,171,356.02	1,608,732.72	526,195.72	2,134,928.44	6,036,427.58	952,753.08
12550 WARD WELFARE FUND		2,000.00	0.00	0.00	0.00	2,000.00	16,307.48
12555 PUB SAFETY PROP 172 SP R		433,426,674.30	223,041,425.51	908,412.98	223,949,838.49	209,478,835.81	153,223,581.46
12580 TOBACCO SECURITIZATION S		25,514,624.00	73,583.53	0.00	73,583.53	25,441,040.47	3,842,648.18
12650 INACTIVE WASTE SITE MGMT		9,730,466.95	1,498,661.08	1,218,822.22	2,717,483.30	7,012,983.65	7,009,036.08
12675 WASTE PLANNING AND RECYC		7,646,476.74	2,630,681.40	2,190,897.08	4,821,378.48	2,825,098.26	2,519,638.77
12700 HILLSBOROUGH LNDFL MAINT		0.00	0.00	0.00	0.00	0.00	1.05
12750 DUCK POND LANDFILL CLEAN		14,669.00	0.00	0.00	0.00	14,669.00	6,094.14
12760 IHS PUBLIC AUTHORITY SPR		50,904,727.00	37,139,427.31	315,232.19	37,454,659.50	13,450,067.50	50,140,329.35
13004 PLD AREA 4 LINCOLN ACRES		2,014,200.00	0.00	300.00	300.00	2,013,900.00	282.84
13015 PLD AREA 15 SWEETWATER		2,000.00	0.00	0.00	0.00	2,000.00	5.49
13016 PLD AREA 16 OTAY		0.00	0.00	0.00	0.00	0.00	8.04
13019 PLD AREA 19 JAMUL		300.00	0.00	0.00	0.00	300.00	87.07
13020 PLD AREA 20 SPRING VALLE		1,939,270.53	637,270.53	1,000.00	638,270.53	1,301,000.00	10,260.49
13025 PLD AREA 25 LAKESIDE		5,000.00	0.00	0.00	0.00	5,000.00	45,396.37
13026 PLD AREA 26 CREST		33,380.74	32,030.22	1,100.52	33,130.74	250.00	3,712.71
13027 PLD AREA 27 ALPINE		4,000.00	0.00	0.00	0.00	4,000.00	7,704.07
13028 PLD AREA 28 RAMONA		243,335.14	0.00	243,335.14	243,335.14	500.00	13,445.56
13029 PLD AREA 29 ESCONDIDO		875,905.00	0.00	874,905.00	874,905.00	1,000.00	17,154.26
13030 PLD AREA 30 SAN MARCOS		916,158.00	0.00	916,158.00	916,158.00	2,000.00	18,758.17
13031 PLD AREA 31 SAN DIEGUITO		4,087,622.00	0.00	4,087,622.00	4,087,622.00	0.00	99,516.09
13032 PLD AREA 32 CARLSBAD		2,000.00	0.00	0.00	0.00	2,000.00	875.84
13035 PLD AREA 35 FALLBROOK		10,800.00	0.00	0.00	0.00	10,800.00	976.02
13036 PLD AREA 36 BONSAI		826,982.24	73,927.54	753,054.70	826,982.24	0.00	17,071.07
13037 PLD AREA 37 VISTA		901,727.19	0.00	900,727.19	900,727.19	1,000.00	17,660.56
13038 PLD AREA 38 VALLEY CENTE		40,475.92	1,044.32	38,431.60	39,475.92	1,000.00	1,520.42
13039 PLD AREA 39 PAUMA VALLEY		1,000.00	0.00	200.00	200.00	800.00	10,914.36
13040 PLD AREA 40 PALOMAR JULI		482,000.00	0.00	2,000.00	2,000.00	480,000.00	6,976.82
13041 PLD AREA 41 MTN EMPIRE		500.00	0.00	500.00	500.00	0.00	3,259.16
13042 PLD AREA 42 ANZA BORREGO		1,000.00	0.00	1,000.00	1,000.00	0.00	2,034.10

**PERIODIC FINANCIAL STATEMENT - SCHEDULE OF REVENUES AND EXPENDITURES BY FUND AND ORGANIZATIONAL UNIT -  
GL041**

COSD

Current Period: FEB-25

Date: 12-MAR-2025 11:42:31

Currency: USD  
No specific FUND requested

FUND	ORG	REVISED BUDGET	EXPENDITURES	ENCUMBRANCES	EXPENDITURES & ENCUMBRANCES	REMAINING BUDGET	REVENUE
13043 PLD AREA 43 CENTRAL MTN		300.00	0.00	0.00	0.00	300.00	484.88
13044 PLD AREA 44 OCEANSIDE		0.00	0.00	0.00	0.00	0.00	84.70
13045 PLD AREA 45 VALLE DE ORO		500.00	0.00	300.00	300.00	200.00	351.98
13049 PLD ADMINISTRATIVE FEE		751,000.00	31,448.32	5,004.38	36,452.70	714,547.30	57,005.82
13050 PLD ALPINE IMPRV IMPACT		0.00	0.00	0.00	0.00	0.00	89,357.83
13052 PLD BONSALL IMPRV IMPACT		1,000,000.00	0.00	1,000,000.00	1,000,000.00	0.00	104,207.38
13053 PLD CENTRL MTN IMPRV IMP		0.00	0.00	0.00	0.00	0.00	18,994.60
13054 PLD COUNTY ISL IMPRV IMP		0.00	0.00	0.00	0.00	0.00	32,650.02
13055 PLD CRESTDEHESA IMPRV IMP		0.00	0.00	0.00	0.00	0.00	65,863.29
13056 PLD DESERT IMPRV IMPACT		0.00	0.00	0.00	0.00	0.00	13,710.02
13057 PLD FALLBROOK IMPRV IMPA		917,483.33	0.00	917,483.33	917,483.33	0.00	169,045.81
13058 PLD JAMUL IMPRV IMPACT F		0.00	0.00	0.00	0.00	0.00	78,557.65
13059 PLD JULIAN IMPRV IMPACT		0.00	0.00	0.00	0.00	0.00	47,740.73
13060 PLD LAKESIDE IMPRV IMPAC		0.00	0.00	0.00	0.00	0.00	233,747.20
13061 PLD MTN EMPIRE IMPRV IMP		0.00	0.00	0.00	0.00	0.00	33,417.65
13062 PLD NC METRO IMPRV IMPAC		0.00	0.00	0.00	0.00	0.00	791,452.43
13063 PLD N MTN IMPRV IMPACT F		0.00	0.00	0.00	0.00	0.00	13,965.03
13065 PLD PALA PMA IMPRV IMPAC		0.00	0.00	0.00	0.00	0.00	30,172.64
13066 PLD PENDLETON IMPRV IMPA		0.00	0.00	0.00	0.00	0.00	6,311.81
13067 PLD RAINBOW IMPRV IMPACT		0.00	0.00	0.00	0.00	0.00	1,070.84
13068 PLD RAMONA IMPRV IMPACT		699,347.91	327,679.93	371,667.98	699,347.91	0.00	217,144.34
13069 PLD SAN DGTO IMPRV IMPAC		30,848.49	30,848.49	0.00	30,848.49	0.00	212,584.83
13070 PLD SPRING VY IMPRV IMPA		1,151,639.74	447,894.04	1,929,745.70	2,377,639.74	(1,216,000.00)	102,704.13
13071 PLD SWEETWATR IMPRV IMPA		0.00	0.00	0.00	0.00	0.00	32,663.00
13072 PLD VALLE DE ORO IMPV IM		0.00	0.00	0.00	0.00	0.00	50,794.51
13073 PLD VALLEY CTR IMPRV IMP		0.00	0.00	0.00	0.00	0.00	210,451.94
13080 PLD ALPINE LAND ACQ IMPA		0.00	0.00	0.00	0.00	0.00	7,211.11
13082 PLD BONSALL LAND ACQ IMP		0.00	0.00	0.00	0.00	0.00	14,508.44
13083 PLD CENTRL MTN LND ACQ I		0.00	0.00	0.00	0.00	0.00	2,880.97
13084 PLD COUNTY ISL LND ACQ I		0.00	0.00	0.00	0.00	0.00	6,056.48
13085 PLD CRESTDEHESA LD ACQ I		0.00	0.00	0.00	0.00	0.00	8,412.86
13086 PLD DESERT LAND ACQ IMPA		0.00	0.00	0.00	0.00	0.00	187.38
13087 PLD FALLBROOK LND ACQ IM		0.00	0.00	0.00	0.00	0.00	18,586.57
13088 PLD JAMUL LAND ACQ IMPAC		0.00	0.00	0.00	0.00	0.00	8,156.77
13089 PLD JULIAN LAND ACQ IMPA		0.00	0.00	0.00	0.00	0.00	1,743.91
13090 PLD LAKESIDE LND ACQ IMP		0.00	0.00	0.00	0.00	0.00	20,592.63
13091 PLD MTN EMPIRE LND ACQ I		0.00	0.00	0.00	0.00	0.00	435.63
13092 PLD NC METRO LND ACQ IMP		0.00	0.00	0.00	0.00	0.00	99,514.22
13093 PLD N MTN LAND ACQ IMPAC		0.00	0.00	0.00	0.00	0.00	506.05
13095 PLD PALA PMA LND ACQ IMP		0.00	0.00	0.00	0.00	0.00	1,782.07
13096 PLD PENDLETON LND ACQ IM		0.00	0.00	0.00	0.00	0.00	169.38
13097 PLD RAINBOW LAND ACQ IMP		0.00	0.00	0.00	0.00	0.00	27.95
13098 PLD RAMONA LAND ACQ IMPA		0.00	0.00	0.00	0.00	0.00	16,298.69
13099 PLD SAN DGTO LND ACQ IMP		0.00	0.00	0.00	0.00	0.00	110,881.46
13100 PLD SPRING VY LND ACQ IM		0.00	0.00	0.00	0.00	0.00	19,046.05

PERIODIC FINANCIAL STATEMENT - SCHEDULE OF REVENUES AND EXPENDITURES BY FUND AND ORGANIZATIONAL UNIT -  
GL041

Date: 12-MAR-2025 11:42:31

COSO  
Current Period: FEB-25

Currency: USD  
No specific FUND requested

FUND	ORG	REVISED BUDGET	EXPENDITURES	ENCUMBRANCES	EXPENDITURES & ENCUMBRANCES	REMAINING BUDGET	REVENUE
13101	PLD SWEETWATR LND ACQ IM	0.00	0.00	0.00	0.00	0.00	9,989.37
13102	PLD VALLE DE ORO LD ACQ	0.00	0.00	0.00	0.00	0.00	8,629.07
13103	PLD VALLEY CTR LND ACQ I	0.00	0.00	0.00	0.00	0.00	16,005.60
13112	PLD BONSALL IN LIEU FEE	0.00	0.00	0.00	0.00	0.00	2,626.77
13117	PLD FALLBROOK IN LIEU FE	28,323.00	0.00	28,323.00	28,323.00	0.00	560.11
13120	PLD LAKESIDE IN LIEU FEE	0.00	0.00	0.00	0.00	0.00	687.86
13122	PLD NC METRO IN LIEU FEE	0.00	0.00	0.00	0.00	0.00	859.27
13128	PLD RAMONA IN LIEU FEE	0.00	0.00	0.00	0.00	0.00	68.59
13129	PLD SAN DGTO IN LIEU FEE	0.00	0.00	0.00	0.00	0.00	2,056.12
13130	PLD SPRING VY IN LIEU FEE	103,149.90	103,149.90	85,000.00	188,149.90	(85,000.00)	2,832.88
13131	PLD SWEETWATR IN LIEU FE	0.00	0.00	0.00	0.00	0.00	18.25
13132	PLD VALLE DE ORO IN LIEU	0.00	0.00	0.00	0.00	0.00	846.48
13133	PLD VALLEY CTR IN LIEU F	0.00	0.00	0.00	0.00	0.00	2,233.09
13695	SANCAL 2023 CPH LAB COC	0.00	8,460,724.42	0.00	8,460,724.42	(8,460,724.42)	756,933.51
14005	PRD 6 PAUMA VALLEY	238,114.00	20,016.20	38,952.28	58,968.48	179,145.52	39,652.84
14010	PRD 8 MAGEE ROAD PALA	129,430.00	6,256.43	19,359.70	27,616.13	101,813.87	31,141.85
14015	PRD 9 SANTA FE ZONE B	247,397.00	7,773.24	822.75	8,595.99	238,801.01	21,891.49
14020	PRD 10 DAVIS DRIVE	48,224.00	2,363.02	3,500.00	5,863.02	42,360.98	7,761.02
14025	PRD 11 BERNARDO ROAD ZN	104,823.00	3,437.93	2,676.73	6,114.66	98,708.34	13,359.59
14030	PRD 11 BERNARDO ROAD ZN	11,544.00	2,043.13	770.70	2,813.83	8,730.17	2,651.28
14035	PRD 11 BERNARDO ROAD ZN	46,969.00	5,442.54	215.40	5,657.94	41,311.06	5,675.71
14040	PRD 12 LOMAIR	139,750.00	4,350.86	2,577.30	6,928.16	132,821.84	18,549.25
14045	PRD 13 PALA MESA ZONE A	529,384.27	87,044.85	16,810.93	103,855.78	425,528.49	89,646.00
14050	PRD 13 STEWART CANYON ZN	135,595.58	3,392.11	58,857.38	62,249.49	73,346.09	20,028.59
14060	PRD 16 WYNOLA	163,406.00	8,681.19	3,350.34	12,031.53	151,374.47	22,411.91
14065	CSA 17 SAN DIEGUITO AMBU	0.00	0.00	0.00	0.00	0.00	1,191.00
14070	PRD 18 HARRISON PARK	95,033.43	17,094.47	13,815.08	30,909.55	64,123.88	35,041.03
14080	PRD 20 DAILY ROAD	308,774.13	76,259.73	20,197.85	96,457.58	212,316.55	86,201.89
14085	PRD 21 PAUMA HEIGHTS	815,456.08	28,122.64	182,539.43	210,662.07	604,794.01	56,052.99
14090	PRD 22 WEST DOUGHERTY ST	5,974.00	1,047.72	500.00	1,547.72	4,426.28	1,631.58
14095	PRD 23 ROCK TERRACE ROAD	24,397.00	1,744.18	4,319.60	6,063.78	18,333.22	5,387.52
14100	PRD 24 MT WHITNEY ROAD	98,178.00	3,188.64	4,512.52	7,711.16	90,466.84	8,474.72
14105	CSA 26 RANCHO SAN DIEGO	473,462.54	255,356.33	75,000.00	330,356.33	143,106.21	184,039.70
14110	CSA 26 COTTOMWD VILG ZN	493,310.43	133,151.68	124,849.69	258,001.37	235,309.06	157,205.12
14115	CSA 26 MONTE VISTA ZN B	290,558.01	110,072.78	76,446.56	186,519.34	104,038.67	85,905.50
14118	CSA 26 SD LANDSCAPE MAIN	196,891.54	155,322.40	0.00	155,322.40	41,569.14	112,406.71
14119	LMD ZONE 2 JULIAN	113,159.54	40,891.48	0.00	40,891.48	72,268.06	59,792.78
14120	PRD 30 ROYAL OAKS CARROL	63,120.00	4,118.82	1,210.83	5,329.65	57,790.35	7,116.29
14125	PRD 38 GAY RIO TERRACE	81,887.00	5,417.13	4,582.80	9,999.93	71,887.07	9,453.45
14135	PRD 45 RINCON SPRINGS RD	39,745.00	4,853.23	9,123.78	14,077.01	25,667.99	6,587.10
14140	PRD 46 ROCOSO ROAD	241,246.00	7,541.30	400.36	7,941.66	233,304.34	34,498.53
14145	PRD 49 SUNSET KNOLLS ROA	73,113.00	3,606.73	841.54	4,548.27	68,564.73	5,881.13
14150	PRD 50 KNOLL PARK LANE	58,806.00	1,219.34	4,000.00	5,219.34	53,586.66	7,948.58
14155	PRD 53 KNOLL PARK	201,794.00	7,127.80	2,491.60	9,619.40	192,174.60	17,585.14
14160	PRD 54 MT HELIX	134,189.00	3,369.28	2,939.20	6,308.48	127,880.52	14,223.37

PERIODIC FINANCIAL STATEMENT - SCHEDULE OF REVENUES AND EXPENDITURES BY FUND AND ORGANIZATIONAL UNIT -  
GL041

COSO

Current Period: FEB-25

Date:12-MAR-2025 11:42:31

Currency: USD  
No specific FUND requested

FUND	ORG	REVISED BUDGET	EXPENDITURES	ENCUMBRANCES	EXPENDITURES & ENCUMBRANCES	REMAINING BUDGET	REVENUE
14165 PRD 55 RAINBOW CREST RD		366,568.50	9,672.43	14,051.78	23,724.21	342,844.29	44,450.88
14170 PRD 60 RIVER DRIVE		113,974.00	3,650.09	3,402.98	7,053.07	106,920.93	16,584.12
14175 PRD 61 GREEN MEADOW WAY		256,822.00	114,504.04	25,865.58	140,169.62	116,652.38	13,997.29
14180 PRD 63 HILLVIEW ROAD		436,331.00	313,509.14	1,784.81	315,273.75	121,057.25	37,693.35
14190 CSA 69 HEARTLAND PARAMED		0.00	0.00	0.00	0.00	0.00	92.84
14195 PRD 70 EL CAMINO CORTO		40,119.00	4,154.28	3,885.58	8,039.86	32,079.14	7,232.74
14200 PRD 75 GAY RIO DR ZONE A		108,115.00	1,421.39	4,000.00	5,421.39	102,693.61	17,096.16
14205 PRD 75 GAY RIO DR ZONE B		56,638.00	3,037.36	12,719.00	15,756.36	40,881.64	21,007.55
14220 PRD 76 KINGSFORD COURT		48,151.00	1,232.14	3,300.00	4,532.14	43,618.86	8,779.08
14225 PRD 77 MONTIEL TRUCK TRA		221,868.00	11,467.35	3,438.54	14,905.89	206,962.11	20,947.98
14230 PRD 78 GARDENA WAY		113,914.00	52,369.45	3,495.28	55,864.73	58,029.27	10,775.62
14235 PRD 80 HARRIS TRUCK TRAJ		301,289.00	16,734.74	13,355.92	30,090.66	271,198.34	18,518.23
14240 CSA 81 FALLBROOK LOCAL P		689,656.25	340,132.92	3,245.25	343,378.17	346,278.08	452,942.37
14245 CSA 83 SAN DIEGUITO LOC		1,241,429.62	306,840.37	288,558.24	595,398.61	646,031.01	673,371.65
14246 CSA 83A ZONE A4S RANCH P		1,408,100.86	605,300.12	29,123.17	634,423.29	773,677.57	639,690.01
14255 PRD 88 EAST FIFTH ST		47,466.00	3,276.16	3,306.60	6,582.76	40,883.24	6,377.48
14265 PRD 90 SOUTH CORDOBA		63,679.00	1,636.92	2,534.80	4,171.72	59,507.28	7,601.67
14270 PRD 94 ROBLE GRANDE ROAD		248,293.00	1,984.84	5,234.80	7,219.64	241,073.36	31,757.45
14275 PRD 95 VALLE DEL SOL		428,718.00	8,487.77	1,002.54	9,490.31	419,227.69	32,210.89
14280 PRD 99 ALLONDRA DEL CORV		116,985.00	2,125.19	4,301.10	6,426.29	110,558.71	16,325.41
14290 PRD 101 JOHNSON LAKE RD		131,931.00	3,695.84	3,453.22	7,149.06	124,781.94	17,813.24
14295 PRD 101 HI RIDGE RD ZONE		218,734.00	6,363.50	6,865.00	13,228.50	205,505.50	22,798.27
14300 PRD 102 MT MEADOW		229,182.09	15,853.65	28,453.05	44,306.70	184,875.39	38,515.24
14315 PRD 103 ALTO DRIVE		176,224.00	2,172.12	9,801.10	11,973.22	164,250.78	13,654.35
14320 PRD 104 ARTESIAN RD		27,120.00	9,038.08	11,119.89	20,157.97	6,962.03	97,945.21
14330 PRD 105 ALTA LOMA DR		113,487.00	2,700.73	9,141.58	11,842.29	101,644.71	14,657.86
14335 PRD 105 ALTA LOMA DR ZN		117,945.00	2,502.34	11,304.87	13,807.21	104,137.79	15,086.97
14340 PRD 106 GARRISON WAY ET		98,795.00	9,105.20	4,866.05	14,071.25	84,723.75	19,429.23
14410 PRD 117 LEGEND ROCK		460,538.00	355,424.55	16,391.68	371,816.23	88,721.77	117,556.72
14440 CSA 122 OTAY MESA EAST		7,152.00	0.00	0.00	0.00	7,152.00	145.75
14445 PRD 123 MIZPAH LANE		67,194.00	2,004.72	2,601.10	4,605.82	62,588.18	8,217.57
14455 PRD 125 WRIGHTWOOD ROAD		51,091.00	4,765.13	1,512.56	6,277.69	44,813.31	6,578.80
14460 PRD 126 SANDHURST WAY		19,127.00	1,514.96	1,800.00	2,514.96	16,612.04	3,068.56
14465 PRD 127 SINGING TRAILS D		58,381.00	2,355.11	3,638.10	5,993.21	52,387.79	10,579.58
14470 CSA 128 SAN MIGUEL PARK		1,844,531.36	765,858.46	34,500.03	800,358.49	844,172.87	838,318.72
14480 PRD 130 WILKES ROAD		91,036.00	5,515.67	4,729.48	10,245.15	80,790.85	17,699.02
14500 PRD 133 RANCH CREEK ROAD		235,442.00	4,860.44	8,961.00	13,821.44	221,620.56	35,201.30
14505 PRD 134 KENORA LANE		38,781.00	1,267.89	3,593.36	4,861.25	33,919.75	7,032.66
14610 SDCFPD FIRE MITIGATION		4,100,000.00	85,814.62	1,014,185.38	1,100,000.00	3,000,000.00	508,330.74
14611 SD COUNTY FIRE PROTECTIO		9,985,959.99	1,363,075.68	522,621.77	1,885,697.45	8,100,262.54	9,299,455.15
14612 SDCFPD MT LAGUNA		18,000.00	0.00	0.00	0.00	18,000.00	13,309.20
14613 SDCFPD PALOMAR		73,000.00	5,329.46	1,936.04	7,265.50	65,734.50	49,325.66
14614 SDCFPD DESCANSO		57,000.00	0.00	0.00	0.00	57,000.00	34,796.37
14615 SDCFPD DULZURA		13,000.00	0.00	0.00	0.00	13,000.00	7,711.65
14616 SDCFPD TECATE		11,000.00	0.00	0.00	0.00	11,000.00	6,435.78

PERIODIC FINANCIAL STATEMENT - SCHEDULE OF REVENUES AND EXPENDITURES BY FUND AND ORGANIZATIONAL UNIT -  
GL041

COSD  
Current Period: FEB-25

Date: 12-MAR-2025 11:42:31

Currency USD  
No specific FUND requested

FUND	ORG	REVISED BUDGET	EXPENDITURES	ENCUMBRANCES	EXPENDITURES & ENCUMBRANCES	REMAINING BUDGET	REVENUE
14617	SDCFPD POTRERO	16,000.00	0.00	0.00	0.00	16,000.00	8,774.17
14618	SDCFPD JACUMBA	18,000.00	0.00	0.00	0.00	18,000.00	9,551.06
14619	SDCFPD RURAL WEST	450,000.00	0.00	0.00	0.00	450,000.00	217,090.40
14620	SDCFPD YUIMA	52,000.00	0.00	0.00	0.00	52,000.00	29,744.17
14621	SDCFPD JUJUAN	111,779.12	0.00	0.00	0.00	111,779.12	62,701.13
14822	SDCFPD RAMONA	2,600,000.00	(1,263,234.22)	1,263,234.22	0.00	2,600,000.00	1,482,249.15
14824	SDCFPD BORREGO	0.00	0.00	0.00	0.00	0.00	157,671.62
14825	SDCFPD RAMONA EDU DELINO	0.00	0.00	0.00	0.00	0.00	685,752.75
14810	CSA 135 DEL MAR 800MHZ Z	43,495.00	24,224.80	808.12	25,032.92	18,462.08	29,020.60
14830	CSA 135 POWAY 800 MHZ ZO	221,000.00	65,167.62	818.12	65,985.74	155,014.26	86,785.57
14840	CSA 135 SOLANA BCH 800MH	39,815.00	5,180.89	808.12	5,989.01	33,825.99	24,953.21
14850	CSA 135 BORR SPRNG FPD 8	8,550.00	4,071.00	0.00	4,071.00	4,479.00	607.08
14900	CSA 136 SUNDANCE DET BAS	23,913.17	9,641.70	12,752.88	22,394.58	1,518.59	15,100.71
14907	CSA 138 VALLEY CENTER PA	378,734.28	349,077.51	40,843.03	390,020.54	(11,286.26)	239,534.18
14995	COUNTY SERVICE AREA 17	8,469,701.76	4,552,212.80	3,122,108.53	7,674,321.33	795,380.43	4,961,709.45
14996	COUNTY SERVICE AREA 69	581,718.31	69,661.67	5,114.80	74,776.47	506,941.84	84,738.85
14997	SDCFPD AMBULANCE SERVICE	23,446,279.84	10,454,807.32	10,442,529.55	20,897,336.87	2,548,942.97	12,479,089.99
15000	SD CO FLOOD CONTROL DIST	13,718,185.35	6,979,985.55	6,631,115.48	13,611,101.03	107,084.32	5,408,337.47
15226	BLACKWOLF MAINT ZN349781	11,822.29	789.20	6,635.28	7,424.48	4,397.81	7,858.90
15227	LAKE RANCHO VIEJO MAINT	191,260.23	88,570.53	44,237.56	132,808.09	58,452.14	64,916.46
15228	PONDEROSA ESTATES MAINT	12,291.60	4,044.91	8,161.05	12,205.96	85.64	6,743.78
15250	HCV ADMIN FEE RESERVE	31,075,466.00	18,039,849.63	0.00	18,039,849.63	13,035,616.37	19,513,416.37
15255	SDCHA RES REHAB	20,000.00	127,799.95	50,000.00	177,799.95	(157,799.95)	170,226.96
15260	PUBLIC HOUSING CIAP	375,340.00	42,022.89	0.00	42,022.89	333,317.11	42,022.89
15265	PH MELROSE HUD	372,530.00	259,797.07	0.00	259,797.07	112,732.93	132,345.08
15280	PH TOWNCENTER HUD	794,030.00	229,457.49	20,000.00	249,457.49	544,572.51	182,257.55
15295	MODERATE REHAB PROJ 3 HA	0.00	0.00	0.00	0.00	0.00	1,096.84
15305	HA VOUCHER PROG PROJECTS	241,990,000.00	151,344,859.31	0.00	151,344,859.31	90,645,140.69	153,670,901.21
15308	HCV FAMILY SELF SUFFICIE	50,000.00	0.00	0.00	0.00	50,000.00	15.99
15315	PH L ST HUD	282,030.00	204,786.25	0.00	204,786.25	77,243.75	105,069.88
15320	HOUS ASST MOD REHAB PRJ	496,700.00	398,162.00	0.00	398,162.00	98,538.00	309,819.00
15325	PH DOROTHY HUD	353,030.00	248,187.49	0.00	248,187.49	104,842.51	166,983.42
15330	HA BUSINESS ACTIVITIES	7,430,000.00	2,882,967.80	0.00	2,882,967.80	4,547,032.20	2,865,471.26
15335	PH FIREBIRD FMHA	786,568.00	410,265.65	0.00	410,265.65	376,302.35	475,840.81
15345	HOUS AUTH FACILITY FUND	100,000.00	0.00	0.00	0.00	100,000.00	0.00
15352	REDEV RENTAL SUBSIDY PRO	0.00	0.00	0.00	0.00	0.00	16.86
15354	HA SANTEE SUCCESS HOUSIN	26,000.00	5,162.52	0.00	5,162.52	20,837.48	3,622.41
15355	HA REAL ESTATE RESERVE	0.00	0.00	0.00	0.00	0.00	7,588.51
15370	MAINSTREAM VOUCHER	4,771,400.00	2,174,547.33	0.00	2,174,547.33	2,596,852.67	2,395,439.31
15450	HARMONY GROVE CAP PROJ	0.00	0.00	0.00	0.00	0.00	0.02
15451	OTHER SERVICES - HARMONY	415,331.09	158,450.77	21,035.96	179,486.73	235,844.36	238,008.58
15452	FLOOD CONTROL - HARMONY	390,000.00	0.00	0.00	0.00	390,000.00	54,327.78
15453	FIRE PROTECTION - HARMON	514,148.00	5,762.27	0.00	5,762.27	508,385.73	272,845.83
15454	IMPROVEMENT - HARMONY GR	0.00	0.00	0.00	0.00	0.00	153.13
15464	HORSE CRK RDG CFD 13-01	426,770.00	0.00	0.00	0.00	426,770.00	11,688.51

**PERIODIC FINANCIAL STATEMENT - SCHEDULE OF REVENUES AND EXPENDITURES BY FUND AND ORGANIZATIONAL UNIT -  
GL041**

Date: 12-MAR-2025 11:42:31

COSD  
Current Period: FEB-25

Currency: USD  
No specific FUND requested

FUND	ORG	REVISED BUDGET	EXPENDITURES	ENCUMBRANCES	EXPENDITURES & ENCUMBRANCES	REMAINING BUDGET	REVENUE
15465 HORSE CRK RDG CFD 13-01		525,259.95	216,025.65	4,995.56	221,021.21	304,238.74	314,209.46
15466 HORSE CRK RDG FCD CFD 13		221,823.00	0.00	0.00	0.00	221,823.00	137,043.19
15467 HORSE CRK RDG FIRE CFD 1		153,010.00	171,800.61	0.00	171,800.61	(18,790.61)	91,203.93
15468 MEADOWOOD PRK CFD 19-01		280,291.99	17,972.58	502.10	18,474.68	261,817.31	275,134.46
15469 MEADOWOOD FCD CFD 19-01		137,000.00	0.00	0.00	0.00	137,000.00	158,955.68
15470 MEADOWOOD FIRE CFD 19-01		102,000.00	117,239.07	0.00	117,239.07	(15,239.07)	116,955.56
15471 HILLSIDE MEADOWS MAINT C		115,780.00	0.00	0.00	0.00	115,780.00	
15472 SWEETWTR PL MAINT CFD 19		142,656.29	20,926.17	424.85	21,351.02	121,305.27	85,064.81
15473 PARK CIR MAINT CFD 19-03		216,771.00	0.00	0.00	0.00	216,771.00	171,054.89
15474 SDCFPD CFD 04-01 SPECIAL		5,000.00	0.00	0.00	0.00	5,000.00	13,170.52
15475 SDCFPD CFD 04-01 SPECIAL		0.00	0.00	0.00	0.00	0.00	1,218.64
15476 SDCFPD EOM CFD 9-1 SPCL		0.00	0.00	0.00	0.00	0.00	10,816.67
15477 SDCFPD EOM CFD 9-1 SPCL		2,466,264.07	0.00	0.00	0.00	2,466,264.07	1,370,557.13
15478 PIPER OTAY CFD 22-01 TAX		26,400.00	6,040.80	0.00	6,040.80	20,359.20	14,236.55
15479 PIPER OTAY CFD 22-01 TAX		16,000.00	0.00	0.00	0.00	16,000.00	9,310.41
15480 SDCFPD BORREGO CFD 14-1		0.00	0.00	0.00	0.00	0.00	267,701.55
15720 PRD 1003 ALAMO WAY		0.00	0.00	0.00	0.00	0.00	14.24
15740 PRD 1005 EDEN VALLEY LAN		114,957.00	2,773.78	6,038.24	8,812.02	106,144.98	7,168.69
15765 PRD 1008 CANTER 97038		20,248.00	1,784.97	1,489.60	3,254.57	16,993.43	3,772.21
15774 PRD 1000 ZN1010 ALPINE H		150,340.00	6,421.20	7,342.50	13,783.70	136,576.30	26,101.49
15775 PRD 1000 ZN1011 LA CUEST		110,648.00	1,830.49	3,489.60	5,300.00	105,348.00	8,745.42
15776 PRD 1000 ZN1012 MILLAR 9		99,069.00	11,909.27	2,622.84	14,532.11	84,536.89	8,797.52
15777 PRD 1013 SINGING TRAILS		83,256.00	2,754.89	8,403.44	11,158.33	72,097.67	9,436.54
15778 PRD 1014 LAVENDER PT LAN		36,063.00	1,855.56	3,489.60	5,325.16	30,737.84	5,958.48
15779 PRD 1015 LANDAVO DRIVE E		94,037.00	2,184.99	4,000.00	6,184.99	87,852.01	11,736.63
15780 PRD 1016 EL SERENO WAY		112,118.00	109,077.33	1.00	109,078.33	3,039.67	6,157.84
15781 PRD 1017 KALBAUGH-HALEY-		61,415.00	3,300.11	8,437.02	11,737.13	49,677.87	18,918.29
15850 SURVEY MONUMENT PRESRVAT		175,000.00	967.20	120,032.80	121,000.00	54,000.00	55,970.00
15890 SPECIAL AVIATION		50,000.00	0.00	0.00	0.00	50,000.00	2.10
15900 CO FISH AND GAME PROP		0.00	76,660.41	0.00	76,660.41	(76,660.41)	
15910 COSD FISH AND GAME PROP A		46,000.00	32,853.00	0.00	32,853.00	13,147.00	101,017.75
17050 CSAF REDEV OBLIG RET		2,406,790.00	2,200,041.59	0.00	2,200,041.59	206,748.41	359,975.33
21000 PENSION OBLIGATION BONDS		81,500,054.00	81,426,758.29	0.00	81,426,758.29	73,295.71	53,070,576.00
21618 SANCAL2014 EDGEMOOR REF		0.00	8,577,625.30	0.00	8,577,625.30	(8,577,625.30)	8,353,315.56
21620 SANCAL2014 EDGEMOOR REF		0.00	4,533.43	0.00	4,533.43	(4,533.43)	33.32
21622 SANCAL2014 EDGEMOOR REF		0.00	4,312,131.13	0.00	4,312,131.13	(4,312,131.13)	31,693.63
21623 SANCAL2014 EDGEMOOR REF		0.00	344,025.74	0.00	344,025.74	(344,025.74)	56,582.38
21625 SANCAL2019 REV JUST FAC		0.00	3,178,626.65	0.00	3,178,626.65	(3,178,626.65)	3,225,047.15
21626 SANCAL2019 ADMIN JUST FA		0.00	3,502.26	0.00	3,502.26	(3,502.26)	152.26
21627 SANCAL2019 DS JUSTICE FA		0.00	3,137,625.00	0.00	3,137,625.00	(3,137,625.00)	3,137,625.00
21628 SANCAL2019 INV ERNG JST		0.00	46,276.05	0.00	46,276.05	(46,276.05)	42,266.36
21629 SANCAL2019 EXC ERNG JST		0.00	1,734.63	0.00	1,734.63	(1,734.63)	65.13
21633 SANCAL2020 ADMIN WATERFR		0.00	2,425.52	0.00	2,425.52	(2,425.52)	425.52
21634 SANCAL2020 DS WATERFRONT		0.00	1,101,106.25	0.00	1,101,106.25	(1,101,106.25)	1,101,106.25
21635 SANCAL2020 INV ERNG WATE		0.00	0.00	0.00	0.00	0.00	24,277.63

PERIODIC FINANCIAL STATEMENT - SCHEDULE OF REVENUES AND EXPENDITURES BY FUND AND ORGANIZATIONAL UNIT -  
GL041

Date: 12-MAR-2025 11:42:31

COSD  
Current Period: FEB-25

Currency: USD  
No specific FUND requested

FUND	ORG	REVISED BUDGET	EXPENDITURES	ENCUMBRANCES	EXPENDITURES & ENCUMBRANCES	REMAINING BUDGET	REVENUE
21637 SANCAL2020 REV WATERFRON		0.00	1,124,281.04	0.00	1,124,281.04	(1,124,281.04)	1,428,706.03
21638 SANCAL2020 ADMN CEDAR KT		0.00	2,474.67	0.00	2,474.67	(2,474.67)	474.67
21639 SANCAL2020 DS CEDAR KTTN		0.00	1,221,619.38	0.00	1,221,619.38	(1,221,619.38)	1,221,619.38
21640 SANCAL2020 INV ERNG CEDA		0.00	0.00	0.00	0.00	0.00	23,557.22
21641 SANCAL2020 REV CEDAR KTT		0.00	1,243,241.83	0.00	1,243,241.83	(1,243,241.83)	1,470,653.71
21650 SANCAL2021 YTC COPS PROJ		0.00	0.08	0.00	0.08	(0.08)	0.08
21651 SANCAL2021 YTC COPS BASE		0.00	2,078,695.28	0.00	2,078,695.28	(2,078,695.28)	2,591,130.59
21652 SANCAL2021 YTC COPS DEBT		0.00	2,017,250.00	0.00	2,017,250.00	(2,017,250.00)	2,017,250.00
21653 SANCAL2021 YTC COPS ADMI		0.00	3,084.62	0.00	3,084.62	(3,084.62)	384.62
21655 SANCAL2021 YTC COPS INV		0.00	0.00	0.00	0.00	0.00	64,416.15
21658 SANCAL 2023 CPH LAB PROJ		0.00	51,904,309.99	0.00	51,904,309.99	(51,904,309.99)	3,917,972.49
21659 SANCAL 2023 CPH LAB BASE		0.00	343.54	0.00	343.54	(343.54)	583.45
21660 SANCAL 2023 CPH LAB DS F		0.00	4,022,750.00	0.00	4,022,750.00	(4,022,750.00)	4,022,750.00
21661 SANCAL 2023 CPH LAB ADMI		0.00	3,527.33	0.00	3,527.33	(3,527.33)	648.06
21662 SANCAL 2023 CPH LAB CAP		0.00	4,022,406.46	0.00	4,022,406.46	(4,022,406.46)	511,433.29
21663 SANCAL 2023 CPH LAB INV		0.00	0.00	0.00	0.00	0.00	27.94
21666 SANCAL 2024 EDGEMOOR REF		0.00	311,650.51	0.00	311,650.51	(311,650.51)	1,089,899.42
21667 SANCAL 2024 EDGEMOOR REF		0.00	33,143,842.57	0.00	33,143,842.57	(33,143,842.57)	33,143,842.57
21668 SANCAL 2024 EDGEMOOR REF		0.00	0.00	0.00	0.00	0.00	20,000.00
21669 SANCAL 2024 EDGEMOOR REF		0.00	447,992.48	0.00	447,992.48	(447,992.48)	447,992.48
21670 SANCAL 2024 EDGEMOOR REF		0.00	0.00	0.00	0.00	0.00	23,729.59
22350 TOBACCO SECRITZN CORP S R		0.00	7,546,444.46	0.00	7,546,444.46	(7,546,444.46)	903,655.71
22351 TOBACCO COLLECTION AT S		0.00	(181,235.26)	0.00	(181,235.26)	181,235.26	7,368,125.00
22370 06 TOBACCO SR DEBT SERV		0.00	7,368,125.00	0.00	7,368,125.00	(7,368,125.00)	
22391 2019 TOB OPERATING		0.00	180,929.56	0.00	180,929.56	(180,929.56)	
22392 2019 TOB OPERATING CONTI		0.00	305.70	0.00	305.70	(305.70)	
23210 CSAF GF DEBT SERVICE		1,619,918.00	1,517,111.25	0.00	1,517,111.25	102,806.75	1,545,342.52
23211 CSAF GF INTEREST ACCT		224,918.00	122,111.25	0.00	122,111.25	102,806.75	122,111.25
23212 CSAF GF PRINCIPAL ACCT		715,000.00	715,000.00	0.00	715,000.00	0.00	715,000.00
23213 CSAF GF DEBT SER RESERVE		30,000.00	107,847.49	0.00	107,847.49	(77,847.49)	30,635.69
23214 CSAF GF TURBO REDEMPTION		680,000.00	680,000.00	0.00	680,000.00	0.00	680,000.00
25011 SDRBA 2016 COC REVENUE		0.00	6,730,332.43	0.00	6,730,332.43	(6,730,332.43)	8,559,646.96
25012 SDRBA 2016 COC ADMIN		0.00	8,296.36	0.00	8,296.36	(8,296.36)	251.36
25013 SDRBA 2016 COC DEBT SERV		0.00	6,584,375.00	0.00	6,584,375.00	(6,584,375.00)	6,584,375.00
25015 SDRBA 2016 COC INVESTMEN		0.00	342,152.86	0.00	342,152.86	(342,152.86)	232,097.94
26000 CAPITAL OUTLAY FUND		376,596,233.41	54,818,562.38	136,834,186.37	191,652,748.75	184,945,484.66	51,465,115.10
26005 MAJOR MAINT CAPITAL OUTL		226,526,644.21	35,515,984.19	67,901,045.40	103,417,029.59	123,109,614.62	34,112,866.36
26015 CAPITAL MSCP ACQUISITION		27,439,087.16	4,680,241.90	583,043.72	5,263,285.62	22,175,801.54	4,714,122.07
26025 COUNTY HEALTH COMPLEX		178,319,240.01	58,699,106.76	44,906,649.68	103,605,756.44	74,713,483.57	52,980,067.59
26050 JUSTICE FACILITY CONST		16,567,671.21	3,814,148.36	1,715,626.69	5,529,775.05	11,037,896.16	3,262,825.57
26075 LIBRARY PROJ CAPITAL OUT		26,743,972.68	1,367,713.38	18,299,064.97	19,666,778.35	7,077,194.33	1,355,785.50
26125 EDGEMOOR DEVELOPMENT		8,607,465.00	25,863.57	50,393.93	76,257.50	8,531,207.50	6,333,961.20
28075 CSAF USDRIP		550,000.00	550,000.00	0.00	550,000.00	0.00	550,489.25
28076 CSAF GF IMPROVEMENT		0.00	0.00	0.00	0.00	0.00	6.88
28078 CSAF GF SRF		1,619,918.00	1,433,169.59	0.00	1,433,169.59	186,748.41	1,433,593.82



PERIODIC FINANCIAL STATEMENT - SCHEDULE OF REVENUES AND EXPENDITURES BY FUND AND ORGANIZATIONAL UNIT -  
GL041

Date:12-MAR-2025 11:42:31

COSO  
Current Period: FEB-25

Currency: USD  
No specific FUND requested

FUND	ORG	REVISED BUDGET	EXPENDITURES	ENCUMBRANCES	EXPENDITURES & ENCUMBRANCES	REMAINING BUDGET	REVENUE
28079 CSAF GF ADMIN		216,872.00	216,872.00	0.00	216,872.00	0.00	216,886.49
28080 CSAF GILLESPIE HOUSING		0.00	0.00	0.00	0.00	0.00	6.32
28081 CSAF USDRIP HOUSING		0.00	0.00	0.00	0.00	0.00	7.08
30050 AIRPORT ENTERPRISE		48,991,765.41	17,772,755.31	8,237,538.79	26,010,294.10	22,981,471.31	14,923,712.94
30100 LIQUID WASTE ENTERPRISE		12,757,605.50	6,964,675.02	251,885.30	7,216,560.32	5,541,045.18	6,726,868.77
30425 CMWSMD-ZONE B (CAMPO HIL		620,149.26	334,132.14	134,595.49	468,727.63	151,421.63	162,089.97
30427 CMWSMD-ZONE A (RANCHO DE		1,910,273.00	232,395.01	38,484.46	270,879.47	1,639,393.53	338,523.08
30429 LIVE OAK SPRNGS WTR SYS		3,524,504.04	227,053.92	660,149.49	887,203.41	2,637,300.63	171,034.63
31500 SAN DIEGO COUNTY SANITAT		61,606,867.56	18,763,878.70	18,106,165.63	36,870,044.33	44,736,823.23	20,685,287.79
31550 SHF JAIL STORES COMMISSA		9,059,339.90	3,404,965.71	315,178.96	3,720,144.67	5,339,195.23	4,566,842.74
35500 INFORMATION TECHNOLOGY I		235,387,849.85	110,337,750.78	119,263,215.21	229,600,965.99	5,786,883.86	125,740,580.48
35525 DPW EQUIP INTERNAL SERV		7,702,887.00	3,769,988.46	270,903.10	4,040,888.56	3,661,988.44	3,550,907.49
35550 DPW ISF EQUIP ACQ ROAD F		12,400,268.46	2,120,283.31	5,025,843.60	7,146,126.91	5,254,141.55	2,477,475.90
35575 DPW ISF EQUIP ACQ INACTI		383,000.00	23,411.42	808.12	24,219.54	358,780.46	39,327.26
35625 DPW ISF EQUIP ACQ AIRPOR		430,895.73	50,864.95	163,996.11	214,861.06	216,034.67	77,110.00
35650 DPW ISF EQUIP ACQ GEN FN		76,520.00	22,320.40	0.00	22,320.40	54,199.60	22,320.40
35675 DPW ISF EQUIP ACQ LIQ WS		975,252.35	312,202.71	698,266.00	1,010,468.71	(35,216.36)	390,325.42
35800 PURCHASING ISF		23,411,381.82	11,258,498.15	768,690.15	12,027,188.30	11,384,193.52	10,610,768.45
36000 EMPLOYEE BENEFITS		62,881,926.00	31,595,645.57	0.00	31,595,645.57	31,086,280.43	40,390,395.92
36025 INSURANCE ISF		10,380,721.00	1,009,105.24	931,029.00	1,940,134.24	8,440,586.76	8,534,385.93
36050 PUBLIC LIABILITY INSURANC		72,839,019.00	62,217,292.31	1,000.00	62,218,292.31	10,620,726.69	54,452,122.84
37000 FLEET SERVICES ISF OPER		13,106,308.58	7,299,778.03	286,895.89	7,586,673.92	5,519,634.66	7,582,049.99
37025 FLEET ISF EQUIP ACQ GENL		61,531,880.76	13,295,505.63	30,378,369.75	43,673,875.38	17,858,005.38	10,997,048.88
37050 FLEET ISF MAT SUPP INV		25,618,835.33	15,899,761.32	2,915,910.69	18,815,672.01	6,803,163.32	14,726,807.67
37075 FLEET ISF ACCIDENT REPAI		1,731,608.00	768,335.75	0.00	768,335.75	963,272.25	891,840.96
37600 FACILITIES MGMT INT SVC		216,576,429.38	124,188,605.92	73,532,378.17	197,720,984.09	18,855,445.29	124,193,249.13
37650 MAJOR MAINTENANCE INT SV		104,714,818.64	26,115,416.15	25,852,983.44	51,968,399.59	52,746,419.05	27,567,338.01
41600 RET SAL BENEFITS AP CNTY		0.00	8,989,489.76	0.00	8,989,489.76	(8,989,489.76)	8,488,680.98
44565 SAFE FREEWAY CALL BOX		0.00	0.00	0.00	0.00	0.00	4,607.33
44595 LOCAL AGENCY FORMATION A		2,915,585.08	1,691,145.16	40,385.27	1,731,530.43	1,184,054.65	2,410,300.79
44605 LAW LIBRARY		0.00	1,983,762.24	0.00	1,983,762.24	(1,983,762.24)	2,429,182.03
44625 SAN DIEGUITO RIVER VALLE		1,872,174.00	1,361,599.67	0.00	1,361,599.67	510,574.33	1,867,005.50
44634 SDRVJPA COAST FUND		358,961.00	259,122.88	0.00	259,122.88	99,838.12	270,120.25
44654 SDRVJPA RANGER STATION L		0.00	1,475.82	0.00	1,475.82	(1,475.82)	13.93
44655 SAN DIEGUITO CAP PROJ		0.00	371,918.67	0.00	371,918.67	(371,918.67)	366,636.08
44656 SAN DIEGUITO RESERVE FUN		7,000.00	0.00	0.00	0.00	7,000.00	32,811.28
44660 SO CA INTRGOV TRN AND DE		5,958,100.00	3,926,588.86	0.00	3,926,588.86	2,031,511.14	3,223,377.01
44670 SD GEOGRAPHIC INFO SANGI		1,845,148.00	1,318,619.36	0.00	1,318,619.36	526,528.64	1,158,736.29
47280 PENALTY ASSESSMENT		3,128,950.00	1,564,475.00	0.00	1,564,475.00	1,564,475.00	1,744,275.64
47285 CRIMINAL JUSTICE FAC CON		8,118,203.51	2,651,456.98	2,123,393.53	4,774,850.51	3,343,353.00	656,080.45
47290 COURTHOUSE CONSTRUCTION		1,624,150.00	0.00	0.00	0.00	1,624,150.00	656,056.67
47350 TRIAL COURT OPERATIONS F		0.00	2,231,043.70	0.00	2,231,043.70	(2,231,043.70)	2,367,281.88
48001 PALOMAR POMERADO HEALTH		0.00	0.00	0.00	0.00	0.00	27,232,170.92
48003 GROSSMONT HEALTHCARE ELE		0.00	0.00	0.00	0.00	0.00	11,349,066.93
49000 PCD AQIP TRUST AB423		12,146,564.64	5,716,353.59	476,554.64	6,192,908.23	5,953,656.41	5,695,771.91

PERIODIC FINANCIAL STATEMENT - SCHEDULE OF REVENUES AND EXPENDITURES BY FUND AND ORGANIZATIONAL UNIT -  
GL041

Date: 12-MAR-2025 11:42:31

COSD  
Current Period: FEB-25

Currency: USD  
No specific FUND requested

FUND	ORG	REVISED BUDGET	EXPENDITURES	ENCUMBRANCES	EXPENDITURES & ENCUMBRANCES	REMAINING BUDGET	REVENUE
49010 AIR QUALITY MOYER FUND A		27,893,907.26	2,607,544.40	8,544,390.18	11,151,934.58	16,741,972.68	3,155,290.85
49015 AIR QL CLEAN CAR 4 ALL A		9,925,823.31	1,294,869.81	13,644,723.01	14,939,592.82	(5,013,769.51)	1,431,629.70
49020 VESSELS AT BERTH REMEDIA		0.00	0.00	0.00	0.00	0.00	3,826.61
49030 AIR QUALITY AB 617 AB423		61,339,035.17	6,872,175.52	20,598,436.50	27,470,612.02	33,868,423.15	7,748,545.02
49035 AB617 IMPLEMENTATION AB4		4,822,000.00	1,903,475.64	331,380.58	2,234,856.22	2,587,143.78	1,987,381.86
49040 AIR QUALITY GMERP FUND A		5,527,200.00	1,400,000.00	2,877,200.00	4,277,200.00	1,250,000.00	975,902.64
49050 PCD OPERATION FUND AB423		43,541,753.19	24,216,186.71	1,448,426.57	25,664,593.28	17,877,159.91	23,441,884.75
49090 AIR QUALITY FARMER FUND		1,691,797.23	586,997.81	951,666.23	1,538,664.04	153,133.19	608,017.06
49193 SD REG BLDG AUTH MTS SPR		6,407,932.00	4,273,600.47	2,135,977.28	6,409,577.75	(1,645.75)	4,273,141.23
49200 SDC REGIONAL AIRPORT AUT		0.00	0.00	0.00	0.00	0.00	897,761.37
49205 TRANSEIT IMPROVEMENT FUN		0.00	2,580,277.34	89,745,735.29	92,326,012.63	(92,326,012.63)	1,998,382.85
49211 HAZMAT RESPONSE PROGRAM		2,755,656.00	622,808.05	1,420,556.00	2,043,364.05	712,291.95	2,707,478.34
49214 ESO OPERATING		485,571.00	0.00	0.00	0.00	485,571.00	163,930.09
49217 FIRST 5 COMM OPERATING F		44,790,364.22	16,385,919.05	27,686,381.95	44,072,301.00	718,063.22	10,735,617.51
49220 PUBLIC AGCY SELF INS SYS		0.00	0.00	0.00	0.00	0.00	0.10
53301 063_DS CARLSBAD USD 2017		0.00	1,059,700.00	0.00	1,059,700.00	(1,059,700.00)	593,977.25
53302 063_DS CARLSBAD USD 2017		0.00	2,239,000.00	0.00	2,239,000.00	(2,239,000.00)	1,764,548.51
53303 063_DS CARLSBAD USD SUBS		0.00	0.00	0.00	0.00	0.00	1,857,505.20
53304 063_DS CARLSBAD USD 2016		0.00	4,798,425.00	0.00	4,798,425.00	(4,798,425.00)	2,967,781.42
53307 047_DS CORONADO UNIF 201		0.00	330,477.17	0.00	330,477.17	(330,477.17)	5,645.51
53308 063_DS CARLSBAD UNIF 201		0.00	1,891,225.00	0.00	1,891,225.00	(1,891,225.00)	1,122,639.25
53309 063_DS CARLSBAD UNIF2006		0.00	2,320,916.67	0.00	2,320,916.67	(2,320,916.67)	1,298,533.73
53310 063_DS CARLSBAD UNIFIED		0.00	100,000.00	0.00	100,000.00	(100,000.00)	1,978.78
53311 063_DS CARLSBAD UNIFIED		0.00	91.73	0.00	91.73	(91.73)	1.56
53312 063_DS CARLSBAD UNIF 200		0.00	200,000.00	0.00	200,000.00	(200,000.00)	5,743.48
53313 063_DS CARLSBAD UNIF 200		0.00	1,368,018.76	0.00	1,368,018.76	(1,368,018.76)	802,536.84
53314 064_DS OCEANSIDE ELEC 20		0.00	0.00	0.00	0.00	0.00	31.35
53315 048_DS MT EMPIRE 1996A		0.00	100,000.00	0.00	100,000.00	(100,000.00)	5,621.58
53316 064_DS OCEANSIDE 2000 EL		0.00	4,033.35	0.00	4,033.35	(4,033.35)	74.76
53317 064_DS OCEANSIDE 2009 RE		0.00	2.98	0.00	2.98	(2.98)	0.05
53318 064_DS OCEANSIDE USD 200		0.00	4,030,000.00	0.00	4,030,000.00	(4,030,000.00)	2,145,065.21
53319 064_DS OCEANSIDE UNIFIED		0.00	0.00	0.00	0.00	0.00	102.64
53327 061_DS POWAY UNIFIED 200		0.00	0.00	0.00	0.00	0.00	35.87
53329 061_DS POWAY UNIF 2007-1		0.00	11,745,000.00	0.00	11,745,000.00	(11,745,000.00)	7,831,488.28
53331 050_DS SAN DIEGO UNIFIED		0.00	0.00	0.00	0.00	0.00	53.61
53332 050_DS SAN DIEGO UNIFIED		0.00	1,900,438.00	0.00	1,900,438.00	(1,900,438.00)	5,675,402.25
53333 050_DS SAN DIEGO UNIFIED		0.00	0.00	0.00	0.00	0.00	319.44
53334 050_DS SAN DIEGO UNIFIED		0.00	0.00	0.00	0.00	0.00	62,579.04
53335 050_DS SD UNIF 1999A		0.00	5,000,000.00	0.00	5,000,000.00	(5,000,000.00)	27,991.56
53337 050_DS SD UNIFIED DS 200		0.00	21,967,262.50	0.00	21,967,262.50	(21,967,262.50)	14,539,557.04
53338 050_DS SD UNIFIED DS 200		0.00	23,474,287.50	0.00	23,474,287.50	(23,474,287.50)	13,967,537.25
53339 050_DS SD UNIFIED DS 200		0.00	17,789,625.00	0.00	17,789,625.00	(17,789,625.00)	18,784,440.24
53346 050_DS SAN DIEGO UNIF 20		0.00	2,290,312.50	0.00	2,290,312.50	(2,290,312.50)	1,382,571.47
53347 050_DS SAN DIEGO UNIF 20		0.00	2,890,387.50	0.00	2,890,387.50	(2,890,387.50)	1,643,618.45
53355 065_DS SAN MARCOS UNIF 1		0.00	0.00	0.00	0.00	0.00	0.02

PERIODIC FINANCIAL STATEMENT - SCHEDULE OF REVENUES AND EXPENDITURES BY FUND AND ORGANIZATIONAL UNIT -  
GL041

Date: 12-MAR-2025 11:42:31

COSD  
Current Period: FEB-25

Currency: USD  
No specific FUND requested

FUND	ORG	REVISED BUDGET	EXPENDITURES	ENCUMBRANCES	EXPENDITURES & ENCUMBRANCES	REMAINING BUDGET	REVENUE
53359 050_DS SAN DIEGO UNIF PR		0.00	0.00	0.00	0.00	0.00	1,037.36
53361 065_DS SAN MARCOS UNIF I		0.00	1,097.18	0.00	1,097.18	(1,097.18)	20.34
53362 065_DS SAN MARCO UNIFIED		0.00	4,545,000.00	0.00	4,545,000.00	(4,545,000.00)	2,913,196.25
53363 065_DS SAN MARCOS UNIFIE		0.00	1,105,000.00	0.00	1,105,000.00	(1,105,000.00)	749,806.95
53364 050_DS SAN DIEGO UNIFIED		0.00	0.00	0.00	0.00	0.00	365.17
53367 050_DS SAN DIEGO UNIF PR		0.00	0.00	0.00	0.00	0.00	6,727,679.41
53368 050_DS SAN DIEGO UNIF PR		0.00	956.40	0.00	956.40	(956.40)	3.76
53369 065_DS SAN MARCOS UNIFIE		0.00	0.00	0.00	0.00	0.00	5,678.40
53371 051_DS VISTA UNIF DS 200		0.00	0.00	0.00	0.00	0.00	291.34
53372 051_DS VISTA UNIFIED DS		0.00	0.00	0.00	0.00	0.00	140.33
53375 051_DS VISTA UNIFIED 201		0.00	926,393.22	0.00	926,393.22	(926,393.22)	15,876.09
53376 051_DS VISTA UNIFIED 201		0.00	2,487,500.00	0.00	2,487,500.00	(2,487,500.00)	1,478,658.41
53377 064_DS OCEANSIDE USD PRO		0.00	0.00	0.00	0.00	0.00	29.04
53378 064_DS OCEANSIDE USD PRO		0.00	0.00	0.00	0.00	0.00	562.64
53379 064_DS OCEANSIDE USD 200		0.00	2,166,725.00	0.00	2,166,725.00	(2,166,725.00)	1,193,446.64
53380 064_DS OCEANSIDE UNIFIED		0.00	0.00	0.00	0.00	0.00	55.89
53381 064_DS OCEANSIDE UNIFIED		0.00	3,232.05	0.00	3,232.05	(3,232.05)	59.88
53382 064_DS OCEANSIDE UNIF 20		0.00	1,952,625.00	0.00	1,952,625.00	(1,952,625.00)	123,326.08
53383 064_DS OCEANSIDE UNIF 20		0.00	1,901,750.00	0.00	1,901,750.00	(1,901,750.00)	1,080,218.16
53384 065_DS SAN MARCOS USD PR		0.00	0.00	0.00	0.00	0.00	44,522.16
53385 189_DS BONSALL UNIFIED 2		0.00	0.00	0.00	0.00	0.00	729.14
53386 189_DS BONSALL UNIFIED 2		0.00	335,000.00	0.00	335,000.00	(335,000.00)	194,859.96
53387 189_DS BONSALL UNIFIED 2		0.00	0.00	0.00	0.00	0.00	246.31
53388 189_DS BONSALL UNIFIED 2		0.00	746,937.50	0.00	746,937.50	(746,937.50)	464,774.55
53389 065_DS SAN MARCOS USD 20		0.00	5,433,250.00	0.00	5,433,250.00	(5,433,250.00)	3,124,077.99
53390 065_DS SAN MARCOS USD 20		0.00	219.09	0.00	219.09	(219.09)	4.06
53391 050_DS SAN DIEGO UNIFIED		0.00	6,250,883.73	0.00	6,250,883.73	(6,250,883.73)	3,055,804.87
53392 050_DS SAN DIEGO UNIF 20		0.00	0.00	0.00	0.00	0.00	1,035.70
53394 050_DS SAN DIEGO UNIF 20		0.00	900,000.00	0.00	900,000.00	(900,000.00)	(63,728.41)
53396 050_DS SAN DIEGO UNIF 20		0.00	0.07	0.00	0.07	(0.07)	
53397 050_DS SAN DIEGO UNIF 20		0.00	12,351,250.00	0.00	12,351,250.00	(12,351,250.00)	482,581.75
53398 050_DS SAN DIEGO UNIF 20		0.00	25,288,600.00	0.00	25,288,600.00	(25,288,600.00)	14,730,154.95
53399 050_DS SAN DIEGO UNIF 20		0.00	453,900.00	0.00	453,900.00	(453,900.00)	47,813.01
53402 050_DS SAN DIEGO UNIF 20		0.00	9,693,200.00	0.00	9,693,200.00	(9,693,200.00)	5,426,824.60
53403 050_DS SAN DIEGO UNIF 20		0.00	3,211,881.26	0.00	3,211,881.26	(3,211,881.26)	1,820,037.31
53404 050_DS SAN DIEGO UNIF 20		0.00	0.00	0.00	0.00	0.00	365.39
53405 050_DS SAN DIEGO USD 201		0.00	5,692,600.00	0.00	5,692,600.00	(5,692,600.00)	3,245,250.02
53406 050_DS SAN DIEGO USD 201		0.00	5,927,250.00	0.00	5,927,250.00	(5,927,250.00)	4,403,441.39
53408 050_DS SAN DIEGO USD 200		0.00	12,089,650.00	0.00	12,089,650.00	(12,089,650.00)	6,439,332.96
53409 050_DS SDUSD 2012 2017 H		0.00	262.63	0.00	262.63	(262.63)	1.03
53410 050_DS SDUSD 2012 2017I		0.00	14,147,904.94	0.00	14,147,904.94	(14,147,904.94)	8,010,909.54
53411 050_DS SDUSD 2012 2017J		0.00	2,304,200.00	0.00	2,304,200.00	(2,304,200.00)	3,117,099.05
53413 050_DS SDUSD 2008 2017 K		0.00	0.00	0.00	0.00	0.00	256.09
53414 050_DS SDUSD 2009 2008B		0.00	10,956.21	0.00	10,956.21	(10,956.21)	43.03
53415 050_DS SDUSD 2010 2008D1		0.00	0.00	0.00	0.00	0.00	132,664.57

PERIODIC FINANCIAL STATEMENT - SCHEDULE OF REVENUES AND EXPENDITURES BY FUND AND ORGANIZATIONAL UNIT -  
GL041

COSD

Current Period: FEB-25

Date: 12-MAR-2025 11:42:31

Currency USD  
No specific FUND requested

FUND	ORG	REVISED BUDGET	EXPENDITURES	ENCUMBRANCES	EXPENDITURES & ENCUMBRANCES	REMAINING BUDGET	REVENUE
53416 050_DS SDUSD 2019 2018A		0.00	1,072.76	0.00	1,072.76	(1,072.76)	4.21
53417 050_DS SDUSD 2019 2018B		0.00	1,584,050.00	0.00	1,584,050.00	(1,584,050.00)	1,005,604.75
53418 050_DS SDUSD 2012 2018K		0.00	372.54	0.00	372.54	(372.54)	1.47
53419 050_DS SDUSD 2012 2019L		0.00	5,137,750.00	0.00	5,137,750.00	(5,137,750.00)	3,186,993.65
53420 050_DS SDUSD 2019 2018C		0.00	3,530,200.00	0.00	3,530,200.00	(3,530,200.00)	2,023,444.56
53421 065_DS SAN MARCOS USD 20		0.00	4,475,819.75	0.00	4,475,819.75	(4,475,819.75)	2,557,661.26
53422 050_DS SDUSD MEASYY TAX		0.00	695,679.86	0.00	695,679.86	(695,679.86)	384,143.98
53423 050_DS SAN DIEGO USD 202		0.00	5,388,600.00	0.00	5,388,600.00	(5,388,600.00)	1,154,287.79
53424 050_DS SAN DIEGO USD 202		0.00	8,048,000.00	0.00	8,048,000.00	(8,048,000.00)	2,333,712.75
53425 189_DS BONSALL UNIFIED 2		0.00	171,844.00	0.00	171,844.00	(171,844.00)	110,141.08
53426 050_DS SDUSD MEAS YY 202		0.00	12,977,300.00	0.00	12,977,300.00	(12,977,300.00)	6,308,497.03
53427 050_DS SDUSD PROP S 202		0.00	2,953,145.00	0.00	2,953,145.00	(2,953,145.00)	1,756,128.71
53428 050_DS SDUSD PROP Z 2020		0.00	7,588,400.00	0.00	7,588,400.00	(7,588,400.00)	3,777,804.39
53429 050_DS SAN DIEGO USD 202		0.00	8,982,219.88	0.00	8,982,219.88	(8,982,219.88)	5,186,045.16
53430 048_DS MT EMP 2018 2019		0.00	209,450.00	0.00	209,450.00	(209,450.00)	119,801.39
53431 048_DS MT EMPIRE USD 202		0.00	489,312.50	0.00	489,312.50	(489,312.50)	151,519.65
53432 050_DS SAN DIEGO USD 202		0.00	115,308,987.50	0.00	115,308,987.50	(115,308,987.50)	7,656,803.82
53433 050_DS SAN DIEGO USD 202		0.00	22,686,200.00	0.00	22,686,200.00	(22,686,200.00)	1,608,182.13
53434 050_DS SAN DIEGO USD 202		0.00	65,515,437.50	0.00	65,515,437.50	(65,515,437.50)	3,978,296.45
53435 051_DS VISTA USD 2019A M		0.00	1,522,000.00	0.00	1,522,000.00	(1,522,000.00)	823,505.56
53436 051_DS VISTA UNIFIED 202		0.00	8,849,061.91	0.00	8,849,061.91	(8,849,061.91)	5,594,109.24
53437 051_DS VISTA USD 2022B		0.00	6,745,700.00	0.00	6,745,700.00	(6,745,700.00)	3,716,661.19
53438 048_DS MT EMPIRE USD 202		0.00	241,225.00	0.00	241,225.00	(241,225.00)	180,330.82
53440 063_DS CARLSBAD 2019A ME		0.00	2,391,112.50	0.00	2,391,112.50	(2,391,112.50)	1,438,478.31
53441 063_DS CARLSBAD USD 2021		0.00	6,788,793.76	0.00	6,788,793.76	(6,788,793.76)	1,291,565.98
53442 063_DS CARLSBAD UNIFIED		0.00	0.00	0.00	0.00	0.00	3,956,666.25
53445 064_DS OCEANSIDE 2008E P		0.00	814,000.00	0.00	814,000.00	(814,000.00)	473,299.85
53446 064_DS OCEANSIDE PROP H		0.00	1,925,000.00	0.00	1,925,000.00	(1,925,000.00)	1,158,451.99
53447 064_DS OCEANSIDE 2020REF		0.00	521,500.00	0.00	521,500.00	(521,500.00)	578,152.53
53448 064_DS OCEANSIDE 2020REF		0.00	0.00	0.00	0.00	0.00	41.35
53449 064_DS OCEANSIDE USD 202		0.00	1,381,800.00	0.00	1,381,800.00	(1,381,800.00)	781,343.37
53450 062_DS BORREGO 2018A MEA		0.00	411,700.00	0.00	411,700.00	(411,700.00)	290,048.28
53451 064_DS OCEANSIDE USD 202		0.00	1,316,469.75	0.00	1,316,469.75	(1,316,469.75)	783,229.98
53452 064_DS OCEANSIDE USD 202		0.00	281,350.00	0.00	281,350.00	(281,350.00)	165,547.01
53453 064_DS OCEANSIDE USD 200		0.00	710,250.00	0.00	710,250.00	(710,250.00)	407,590.85
53454 064_DS OCEANSIDE USD 202		0.00	6,094,187.50	0.00	6,094,187.50	(6,094,187.50)	3,025,626.57
53455 009_DS CHULA VISTA ESD 2		0.00	1,171,599.30	0.00	1,171,599.30	(1,171,599.30)	748,915.70
53456 009_DS CHULA VISTA ESD 2		0.00	5,632,725.00	0.00	5,632,725.00	(5,632,725.00)	2,844,666.55
53457 009_DS CHULA VISTA ESD 2		0.00	10,081,625.00	0.00	10,081,625.00	(10,081,625.00)	4,119,585.39
53458 047_DS CORONADO USD 2022		0.00	1,120,973.14	0.00	1,120,973.14	(1,120,973.14)	851,485.90
53459 009_DS CHULA VISTA ESD 2		0.00	1,616,750.00	0.00	1,616,750.00	(1,616,750.00)	1,070,578.13
53500 050_DS SDUSD 2023 ZR-2		0.00	4,576,000.00	0.00	4,576,000.00	(4,576,000.00)	3,138,260.67
53501 050_DS SDUSD 2023 ZR-3		0.00	2,176,000.00	0.00	2,176,000.00	(2,176,000.00)	1,109,984.50
53502 050_DS SDUSD 2023 ZR-4A		0.00	888,750.00	0.00	888,750.00	(888,750.00)	515,186.57
53503 050_DS SDUSD 2023 ZR-4B		0.00	5,095,000.00	0.00	5,095,000.00	(5,095,000.00)	2,978,383.65

**PERIODIC FINANCIAL STATEMENT - SCHEDULE OF REVENUES AND EXPENDITURES BY FUND AND ORGANIZATIONAL UNIT -  
GL041**

COSD  
Current Period: FEB-25

Date: 12-MAR-2025 11:42:31

Currency: USD  
No specific FUND requested

FUND	ORG	REVISED BUDGET	EXPENDITURES	ENCUMBRANCES	EXPENDITURES & ENCUMBRANCES	REMAINING BUDGET	REVENUE
53504 050_DS SDUSD MEAS U 2023		0.00	19,421,335.00	0.00	19,421,335.00	(19,421,335.00)	12,136,614.09
53505 050_DS SDUSD MEAS YY 202		0.00	16,908,400.00	0.00	16,908,400.00	(16,908,400.00)	39,714,561.78
53506 050_DS SDUSD PROP S 2023		0.00	19,550,125.00	0.00	19,550,125.00	(19,550,125.00)	2,323,242.25
53507 050_DS SDUSD 2023 SR-3A		0.00	1,874,794.45	0.00	1,874,794.45	(1,874,794.45)	1,625,419.87
53508 050_DS SDUSD 2023 R-6		0.00	161,500.00	0.00	161,500.00	(161,500.00)	491,190.90
53509 050_DS SDUSD 2024 REF SR		0.00	1,537,402.78	0.00	1,537,402.78	(1,537,402.78)	1,664,624.05
53510 050_DS SDUSD 2024 REF ZR		0.00	4,128,208.33	0.00	4,128,208.33	(4,128,208.33)	4,617,171.79
53511 050_DS SDUSD 2024 REF R-		0.00	468,111.11	0.00	468,111.11	(468,111.11)	614,737.78
53512 050_DS SDUSD 2025 REF SR		0.00	0.00	0.00	0.00	0.00	88,888.71
53513 050_DS SDUSD 2025 REF ZR		0.00	0.00	0.00	0.00	0.00	312,852.01
53514 050_DS SDUSD MEAS U TAX		0.00	0.00	0.00	0.00	0.00	3,208,199.95
53515 050_DS SDUSD PROP S 2024		0.00	6,245,736.68	0.00	6,245,736.68	(6,245,736.68)	34,283,325.12
53516 050_DS SDUSD MEAS YY 202		0.00	32,629,903.76	0.00	32,629,903.76	(32,629,903.76)	70,615,347.56
53517 050_DS SDUSD MEAS U 2024		0.00	13,191,232.15	0.00	13,191,232.15	(13,191,232.15)	53,075,593.01
53600 064_DS OCEANSIDE USD 202		0.00	381,155.00	0.00	381,155.00	(381,155.00)	325,323.40
53601 064_DS OCEANSIDE USD 202		0.00	963,802.08	0.00	963,802.08	(963,802.08)	2,286,327.74
53602 064_DS OCEANSIDE USD 202		0.00	857,995.83	0.00	857,995.83	(857,995.83)	773,629.47
56700 001_DS ALPINE UNION 1997		0.00	0.00	0.00	0.00	0.00	364.74
56701 004_DS BONSALL UN ELEM E		0.00	0.00	0.00	0.00	0.00	0.21
56703 001_DS ALPINE ELEM 1999B		0.00	2,870,000.00	0.00	2,870,000.00	(2,870,000.00)	55,360.79
56706 007_DS CARDIFF SCH DIST		0.00	1,595,000.00	0.00	1,595,000.00	(1,595,000.00)	972,034.09
56720 006_DS CAJON VALLEY ELEM		0.00	0.00	0.00	0.00	0.00	0.16
56725 006_DS CAJON VALLEY 2000		0.00	0.00	0.00	0.00	0.00	0.02
56727 014_DS ENCINITAS ELEM 19		0.00	6,486.98	0.00	6,486.98	(6,486.98)	116.22
56728 009_DS CHULA VISTA ELEM		0.00	332,354.05	0.00	332,354.05	(332,354.05)	5,475.19
56731 014_DS ENCINITAS USD 201		0.00	2,482,281.26	0.00	2,482,281.26	(2,482,281.26)	1,507,400.99
56732 006_DS CAJON VALLEY USD		0.00	1,543,211.90	0.00	1,543,211.90	(1,543,211.90)	917,434.80
56734 006_DS CAJON VALLEY USD		0.00	753,925.00	0.00	753,925.00	(753,925.00)	449,415.53
56735 009_DS CHULA VISTA ELEM		0.00	1,590,850.00	0.00	1,590,850.00	(1,590,850.00)	870,009.00
56737 006_DS CAJON VALLEY ELEM		0.00	200,000.00	0.00	200,000.00	(200,000.00)	4,129.57
56738 014_DS ENCINITAS USD 201		0.00	490,437.50	0.00	490,437.50	(490,437.50)	280,591.79
56740 009_DS CHULA VISTA ELEM		0.00	250,000.00	0.00	250,000.00	(250,000.00)	5,312.37
56743 015_DS ESCONDIDO ELEM 20		0.00	0.00	0.00	0.00	0.00	276.22
56744 016_DS FALLBROOK ELEM 20		0.00	0.00	0.00	0.00	0.00	525.31
56746 016_DS FALLBROOK UNION E		0.00	0.00	0.00	0.00	0.00	523.95
56747 016_DS FALLBROOK ELEM 20		0.00	600,000.00	0.00	600,000.00	(600,000.00)	519,256.51
56749 016_DS FALLBROOK UN ELEM		0.00	17,550.00	0.00	17,550.00	(17,550.00)	77,843.04
56750 016_DS FALLBROOK UN ELEM		0.00	76,884.80	0.00	76,884.80	(76,884.80)	1,275.27
56752 016_DS FALLBROOK UN ELEM		0.00	2,311,018.76	0.00	2,311,018.76	(2,311,018.76)	1,285,441.69
56753 009_DS CHULA VISTA ELEM		0.00	1,630,000.00	0.00	1,630,000.00	(1,630,000.00)	369,097.06
56755 008_DS CAJON VALLEY USD		0.00	1,081,375.00	0.00	1,081,375.00	(1,081,375.00)	62,235.89
56756 021_DS LEMON GROVE ELEC		0.00	0.00	0.00	0.00	0.00	51.29
56757 017_DS JAMUL DULZURA ELE		0.00	0.07	0.00	0.07	(0.07)	
56758 017_DS JAMUL ELEM 2004A		0.00	1,047,406.25	0.00	1,047,406.25	(1,047,406.25)	714,261.86
56759 021_DS LEMON GROVE ELEC		0.00	128,083.77	0.00	128,083.77	(128,083.77)	2,110.12

PERIODIC FINANCIAL STATEMENT - SCHEDULE OF REVENUES AND EXPENDITURES BY FUND AND ORGANIZATIONAL UNIT -  
GL041

Date: 12-MAR-2025 11:42:31

COED  
Current Period: FEB-25

Currency: USD  
No specific FUND requested

FUND	ORG	REVISED BUDGET	EXPENDITURES	ENCUMBRANCES	EXPENDITURES & ENCUMBRANCES	REMAINING BUDGET	REVENUE
56760 017_DS JAMUL 1996A		0.00	200,000.00	0.00	200,000.00	(200,000.00)	5,211.77
56761 020_DS LA MESA SPRING VA		0.00	4,508.88	0.00	4,508.88	(4,508.88)	424.32
56762 020_DS LA MESA SPRING VA		0.00	4,555,350.00	0.00	4,555,350.00	(4,555,350.00)	2,684,390.62
56763 021_DS LEMON GROVE DS 19		0.00	0.00	0.00	0.00	0.00	10,842.10
56764 021_DS LEMON GROVE DS 19		0.00	945,000.00	0.00	945,000.00	(945,000.00)	862,289.83
56765 021_DS LEMON GROVE DS 19		0.00	354,847.50	0.00	354,847.50	(354,847.50)	208,211.25
56767 021_DS LEMON GROVE DS 20		0.00	638.27	0.00	638.27	(638.27)	10.51
56770 028_DS RANCHO SANTA FE 2		0.00	325,000.00	0.00	325,000.00	(325,000.00)	11,467.96
56771 028_DS RANCHO SANTA FE 2		0.00	35,000.00	0.00	35,000.00	(35,000.00)	260,430.81
56773 028_DS RANCHO SANTA FE 2		0.00	564.62	0.00	564.62	(564.62)	10.12
56774 009_DS CHULA VISTA ELEM		0.00	701,200.02	0.00	701,200.02	(701,200.02)	416,537.05
56776 006_DS CAJON VALLEY USD		0.00	300,000.00	0.00	300,000.00	(300,000.00)	5,551.84
56779 032_DS SANTEE SCHOOL DIS		0.00	0.00	0.00	0.00	0.00	47.99
56780 032_DS SANTEE SCHOOL DIS		0.00	0.00	0.00	0.00	0.00	44.46
56781 031_DS SAN PASQUAL DS 19		0.00	0.00	0.00	0.00	0.00	856.04
56782 032_DS SANTEE SCHOOL DIS		0.00	767.26	0.00	767.26	(767.26)	12.64
56783 032_DS SANTEE SCHOOL DIS		0.00	275,000.00	0.00	275,000.00	(275,000.00)	162,027.36
56786 033_DS SAN YSIDRO 1997D		0.00	3,540,000.00	0.00	3,540,000.00	(3,540,000.00)	2,240,603.35
56791 033_DS SAN YSIDRO 1997E		0.00	150,000.00	0.00	150,000.00	(150,000.00)	999.97
56792 033_DS SAN YSIDRO 1997F		0.00	0.00	0.00	0.00	0.00	54.46
56793 035_DS SOUTH BAY 1997A G		0.00	300,000.00	0.00	300,000.00	(300,000.00)	5,630.68
56794 035_DS SOUTH BAY USD 200		0.00	0.00	0.00	0.00	0.00	0.14
56795 033_DS SAN YSIDRO 1997G		0.00	0.00	0.00	0.00	0.00	45.55
56797 019_DS LAKESIDE USD 2008		0.00	1,430,000.00	0.00	1,430,000.00	(1,430,000.00)	974,824.63
56798 019_DS LAKESIDE USD 2008		0.00	0.00	0.00	0.00	0.00	30.90
56799 010_DS DEHESA SCH DIST 2		0.00	52,087.50	0.00	52,087.50	(52,087.50)	33,691.43
56800 035_DS SOUTH BAY USD 201		0.00	200,000.00	0.00	200,000.00	(200,000.00)	4,346.56
56801 010_DS DEHESA SCH DIST 2		0.00	55,437.50	0.00	55,437.50	(55,437.50)	33,563.54
56802 020_DS LA MESA SPRING VA		0.00	98.90	0.00	98.90	(98.90)	1.63
56803 020_DS LA MESA SPRING VA		0.00	1,151.79	0.00	1,151.79	(1,151.79)	18.98
56804 019_DS LAKESIDE USD 2014		0.00	53.42	0.00	53.42	(53.42)	0.88
56805 033_DS SAN YSIDRO 2012 R		0.00	2,055,300.01	0.00	2,055,300.01	(2,055,300.01)	1,257,151.24
56806 006_DS CAJON VALLEY USD		0.00	1,043,350.02	0.00	1,043,350.02	(1,043,350.02)	629,712.98
56807 023_DS NATIONAL SCH DIST		0.00	878,081.26	0.00	878,081.26	(878,081.26)	517,257.13
56808 033_DS SAN YSIDRO 2015 R		0.00	2,310,000.00	0.00	2,310,000.00	(2,310,000.00)	1,585,737.39
56809 021_DS LEMON GROVE SD 20		0.00	325,700.00	0.00	325,700.00	(325,700.00)	178,343.60
56810 021_DS LEMON GROVE SD 20		0.00	0.00	0.00	0.00	0.00	0.02
56811 015_DS ESCONDIDO USD 201		0.00	1,015,368.76	0.00	1,015,368.76	(1,015,368.76)	624,077.94
56812 019_DS LAKESIDE USD 2015		0.00	249,356.26	0.00	249,356.26	(249,356.26)	149,675.26
56813 006_DS CAJON VALLEY USD		0.00	939,431.26	0.00	939,431.26	(939,431.26)	591,458.23
56814 028_DS RANCHO SANTA FE S		0.00	2,737,950.00	0.00	2,737,950.00	(2,737,950.00)	1,727,344.61
56815 014_DS ENCINITAS USD 201		0.00	765,000.00	0.00	765,000.00	(765,000.00)	389,760.18
56816 017_DS JAMUL DULZURA USD		0.00	132,159.38	0.00	132,159.38	(132,159.38)	101,550.94
56817 032_DS SANTEE SCHOOL DIS		0.00	1,783,305.35	0.00	1,783,305.35	(1,783,305.35)	1,134,559.68
56818 032_DS SANTEE SCHOOL DIS		0.00	367,165.50	0.00	367,165.50	(367,165.50)	166,223.28

PERIODIC FINANCIAL STATEMENT - SCHEDULE OF REVENUES AND EXPENDITURES BY FUND AND ORGANIZATIONAL UNIT -  
GL041

COSD  
Current Period: FEB-25

Date 12-MAR-2025 11:42:31

Currency USD  
No specific FUND requested

FUND	ORG	REVISED BUDGET	EXPENDITURES	ENCUMBRANCES	EXPENDITURES & ENCUMBRANCES	REMAINING BUDGET	REVENUE
56819 006_DS CAJON VALLEY USD		0.00	2,450,350.00	0.00	2,450,350.00	(2,450,350.00)	1,459,514.85
56820 035_DS SOUTH BAY USD 201		0.00	1,221,662.50	0.00	1,221,662.50	(1,221,662.50)	744,568.33
56821 035_DS SOUTH BAY USD 200		0.00	371,100.00	0.00	371,100.00	(371,100.00)	262,564.16
56822 035_DS SOUTH BAY USD 201		0.00	392,250.00	0.00	392,250.00	(392,250.00)	368,766.39
56823 023_DS NATIONAL SCH DIST		0.00	344,650.00	0.00	344,650.00	(344,650.00)	196,687.13
56824 019_DS LAKESIDE USD 2016		0.00	678,400.00	0.00	678,400.00	(678,400.00)	390,687.22
56825 009_DS CHULA VISTA ELEM		0.00	2,283,275.00	0.00	2,283,275.00	(2,283,275.00)	1,349,765.83
56826 034_DS SOLANA BCH SFID 2		0.00	2,530,700.00	0.00	2,530,700.00	(2,530,700.00)	1,477,570.82
56827 007_DS CARDIFF SCH DIST		0.00	547,243.76	0.00	547,243.76	(547,243.76)	317,614.39
56828 006_DS CAJON VALLEY USD		0.00	0.00	0.00	0.00	0.00	0.02
56829 015_DS ESCONDIDO USD 201		0.00	4,140,625.00	0.00	4,140,625.00	(4,140,625.00)	2,461,384.31
56830 014_DS ENCINITAS USD 201		0.00	1,046,700.00	0.00	1,046,700.00	(1,046,700.00)	622,428.37
56831 021_DS LEMON GROVE SD 20		0.00	0.00	0.00	0.00	0.00	0.02
56832 021_DS LEMON GROVE SD 20		0.00	585,350.00	0.00	585,350.00	(585,350.00)	351,126.04
56834 032_DS SANTEE SCHOOL DIS		0.00	733,000.00	0.00	733,000.00	(733,000.00)	415,532.54
56835 006_DS CAJON VALLEY USD		0.00	1,035,531.26	0.00	1,035,531.26	(1,035,531.26)	605,008.58
56836 015_DS ESCONDIDO USD 201		0.00	2,302,506.26	0.00	2,302,506.26	(2,302,506.26)	1,544,695.18
56837 019_DS LAKESIDE USD 2014		0.00	674,987.50	0.00	674,987.50	(674,987.50)	421,369.10
56838 064_DS OCEANSIDE USD 201		0.00	191,973.32	0.00	191,973.32	(191,973.32)	3,279.46
56839 064_DS OCEANSIDE USD 201		0.00	504,900.00	0.00	504,900.00	(504,900.00)	33,076.01
56840 007_DS CARDIFF SCH DIST		0.00	361,112.52	0.00	361,112.52	(361,112.52)	233,987.13
56841 034_DS SOLANA BCH SFID 2		0.00	2,658,450.00	0.00	2,658,450.00	(2,658,450.00)	1,629,829.08
56842 021_DS LEMON GROVE SD 20		0.00	238,600.00	0.00	238,600.00	(238,600.00)	233,267.94
56843 011_DS DEL MAR 2018ELEC		0.00	1,929,318.76	0.00	1,929,318.76	(1,929,318.76)	1,204,809.11
56844 009_DS CHULA VISTA 2019		0.00	0.00	0.00	0.00	0.00	35.78
56845 006_DS CAJON VLY 2016B M		0.00	0.00	0.00	0.00	0.00	6,406.69
56846 032_DS SANTEE MEAS S SER		0.00	2,393,900.00	0.00	2,393,900.00	(2,393,900.00)	1,437,271.10
56847 035_DS S BAY MEAS NN 201		0.00	0.00	0.00	0.00	0.00	62.08
56848 006_DS CAJON VLY USD 202		0.00	1,603,000.00	0.00	1,603,000.00	(1,603,000.00)	946,384.66
56849 050_DS SAN DIEGO USD 202		0.00	1,955,396.50	0.00	1,955,396.50	(1,955,396.50)	973,266.41
56850 015_DS ESCONDIDO ELEM PR		0.00	1,402,750.00	0.00	1,402,750.00	(1,402,750.00)	550,734.68
56851 009_DS CHULA VISTA MEAS		0.00	4,952,250.00	0.00	4,952,250.00	(4,952,250.00)	2,810,344.53
56852 014_DS ENCINITAS 2020 RE		0.00	417,608.00	0.00	417,608.00	(417,608.00)	322,774.01
56853 014_DS ENCINITAS 2020 RE		0.00	0.00	0.00	0.00	0.00	164.19
56854 019_DS LAKESIDE USD 2021		0.00	635,000.00	0.00	635,000.00	(635,000.00)	365,838.08
56855 033_DS SAN YSIDRO MEAS U		0.00	791,700.00	0.00	791,700.00	(791,700.00)	469,232.81
56856 033_DS SAN YSIDRO MEAS T		0.00	569,932.21	0.00	569,932.21	(569,932.21)	332,356.46
56857 023_DS NATIONAL ELEM 201		0.00	465,551.25	0.00	465,551.25	(465,551.25)	252,724.09
56858 015_DS ESCONDIDO ELEM 20		0.00	1,620,283.35	0.00	1,620,283.35	(1,620,283.35)	912,760.63
56859 020_DS LA MESA SPRNG VLY		0.00	1,570,800.00	0.00	1,570,800.00	(1,570,800.00)	450,269.18
56860 015_DS ESCONDIDO UN ESD		0.00	741,400.00	0.00	741,400.00	(741,400.00)	428,161.03
56861 010_DS DEHESA ESD 2012B		0.00	11,025.00	0.00	11,025.00	(11,025.00)	6,727.65
56862 010_DS DEHESA ESD 2022A		0.00	76,892.50	0.00	76,892.50	(76,892.50)	45,944.06
56863 010_DS DEHESA ESD 2022B		0.00	52,423.00	0.00	52,423.00	(52,423.00)	31,675.88
56864 010_DS DEHESA ESD 2022C		0.00	7,830.00	0.00	7,830.00	(7,830.00)	4,514.29

PERIODIC FINANCIAL STATEMENT - SCHEDULE OF REVENUES AND EXPENDITURES BY FUND AND ORGANIZATIONAL UNIT -  
GL041

Date: 12-MAR-2025 11:42:31

COSD  
Current Period: FEB-25

Currency: USD  
No specific FUND requested

FUND	ORG	REVISED BUDGET	EXPENDITURES	ENCUMBRANCES	EXPENDITURES & ENCUMBRANCES	REMAINING BUDGET	REVENUE
56865 015_DS ESCONDIDO ESD 201		0.00	423,561.11	0.00	423,561.11	(423,561.11)	449,353.51
56866 011_DS DEL MAR ESD 2022B		0.00	4,431,875.00	0.00	4,431,875.00	(4,431,875.00)	2,656,385.54
56867 021_DS LEMON GROVE ESD 2		0.00	558,559.10	0.00	558,559.10	(558,559.10)	223,341.14
56868 021_DS LEMON GROVE ESD 2		0.00	896,250.00	0.00	896,250.00	(896,250.00)	121,603.14
56869 023_DS NATIONAL ESD 2016		0.00	472,587.50	0.00	472,587.50	(472,587.50)	239,944.09
56870 035_DS SOUTH BAY USD 201		0.00	812,100.00	0.00	812,100.00	(812,100.00)	469,119.54
56871 035_DS SOUTH BAY ESD 200		0.00	354,000.00	0.00	354,000.00	(354,000.00)	203,877.58
56872 035_DS SOUTH BAY ESD 202		0.00	1,004,125.00	0.00	1,004,125.00	(1,004,125.00)	568,612.64
56874 011_DS DEL MAR USD 2024C		0.00	290,643.88	0.00	290,643.88	(290,643.88)	1,101,558.15
56875 006_DS CAJON VALLEY ESD		0.00	1,577,750.00	0.00	1,577,750.00	(1,577,750.00)	1,078,551.79
56876 006_DS CAJON VALLEY ESD		0.00	6,174,500.00	0.00	6,174,500.00	(6,174,500.00)	4,145,856.94
56877 033_DS SAN YSIDRO MEAS U		0.00	2,110,600.00	0.00	2,110,600.00	(2,110,600.00)	1,130,816.37
56878 033_DS SAN YSIDRO MEAS T		0.00	2,129,350.00	0.00	2,129,350.00	(2,129,350.00)	1,158,884.26
56879 033_DS SAN YSIDRO ESD 20		0.00	586,806.67	0.00	586,806.67	(586,806.67)	613,930.83
56880 020_DS LA MESA-SV ESD 20		0.00	5,770,125.00	0.00	5,770,125.00	(5,770,125.00)	1,706,657.06
56881 006_DS CAJON VALLEY ESD		0.00	673,523.61	0.00	673,523.61	(673,523.61)	989,282.95
56882 020_DS LA MESA-SV ESD 20		0.00	816,567.47	0.00	816,567.47	(816,567.47)	2,167,548.24
56884 023_DS NATIONAL ESD 2016		0.00	227,500.02	0.00	227,500.02	(227,500.02)	2,253,147.75
57520 040_DS ESCONDIDO HIGH 19		0.00	0.00	0.00	0.00	0.00	1.78
57521 040_DS ESCONDIDO UN HI 2		0.00	7,669,812.50	0.00	7,669,812.50	(7,669,812.50)	4,595,044.56
57522 040_DS ESCONDIDO UN HI 2		0.00	0.00	0.00	0.00	0.00	10,037.77
57523 040_DS ESCONDIDO UHSD 20		0.00	361,187.50	0.00	361,187.50	(361,187.50)	247,479.43
57531 042_DS GROSSMONT UNION H		0.00	5,110,000.00	0.00	5,110,000.00	(5,110,000.00)	3,087,460.11
57532 042_DS GROSSMONT UNION H		0.00	11,730,000.00	0.00	11,730,000.00	(11,730,000.00)	8,048,056.00
57533 042_DS GROSSMONT UNION H		0.00	4,865,000.00	0.00	4,865,000.00	(4,865,000.00)	3,040,499.73
57534 042_DS GROSSMONT UNION H		0.00	0.00	0.00	0.00	0.00	0.12
57534 042_DS GROSSMONT UNION H		0.00	0.00	0.00	0.00	0.00	0.16
57535 042_DS GROSSMONT UNION H		0.00	910.31	0.00	910.31	(910.31)	15.55
57536 042_DS GROSSMONT UNION H		0.00	4,369,202.10	0.00	4,369,202.10	(4,369,202.10)	2,388,130.15
57537 042_DS GROSSMONT UNION H		0.00	0.00	0.00	0.00	0.00	0.06
57538 042_DS GROSSMONT UHSD 20		0.00	400.60	0.00	400.60	(400.60)	7.43
57540 043_DS JULIAN UNION HS 1		0.00	2,000,000.00	0.00	2,000,000.00	(2,000,000.00)	56,404.92
57541 042_DS GROSSMONT UHSD 20		0.00	266,912.50	0.00	266,912.50	(266,912.50)	159,413.72
57542 043_DS JULIAN UHSD 2010E		0.00	109.36	0.00	109.36	(109.36)	1.86
57543 042_DS GROSSMONT UHSD 20		0.00	2,277,255.56	0.00	2,277,255.56	(2,277,255.56)	979,495.06
57544 042_DS GROSSMONT UHSD 20		0.00	1,443,031.26	0.00	1,443,031.26	(1,443,031.26)	862,796.12
57545 042_DS GROSSMONT UHSD 20		0.00	3,917,800.00	0.00	3,917,800.00	(3,917,800.00)	2,458,163.34
57546 042_DS GROSSMONT UHSD 20		0.00	0.00	0.00	0.00	0.00	3,438,837.04
57547 042_DS GROSSMONT UHSD SI		0.00	3,097,550.00	0.00	3,097,550.00	(3,097,550.00)	1,763,535.88
57548 042_DS GROSSMONT UHSD 20		0.00	1,395,525.00	0.00	1,395,525.00	(1,395,525.00)	828,640.80
57549 042_DS GROSSMONT UHSD EL		0.00	3,946,250.00	0.00	3,946,250.00	(3,946,250.00)	103,093.61
57551 045_DS SAN DIEGUITO UHSD		0.00	3,031,025.00	0.00	3,031,025.00	(3,031,025.00)	1,777,852.37
57553 045_DS SAN DIEGUITO UHSD		0.00	3,314,793.75	0.00	3,314,793.75	(3,314,793.75)	2,107,702.07
57556 042_DS GROSSMONT UHSD EL		0.00	2,007,025.00	0.00	2,007,025.00	(2,007,025.00)	1,215,466.54
57557 042_DS GROSSMONT UHSD 20		0.00	0.00	0.00	0.00	0.00	0.04



**PERIODIC FINANCIAL STATEMENT - SCHEDULE OF REVENUES AND EXPENDITURES BY FUND AND ORGANIZATIONAL UNIT -  
GL041**

Date:12-MAR-2025 11:42:31

COSD  
Current Period: FEB-25

Currency: USD  
No specific FUND requested

FUND	ORG	REVISED BUDGET	EXPENDITURES	ENCUMBRANCES	EXPENDITURES & ENCUMBRANCES	REMAINING BUDGET	REVENUE
57558 042_DS GROSSMONT UHSD 20		0.00	529,337.52	0.00	529,337.52	(529,337.52)	316,505.05
57559 046_DS SWEETWATER UNION		0.00	2,082,968.50	0.00	2,082,968.50	(2,082,968.50)	1,151,804.14
57562 046_DS SWEETWATER UN HIG		0.00	8,595,000.00	0.00	8,595,000.00	(8,595,000.00)	4,999,794.16
57563 046_DS SWEETWATER UNION		0.00	0.00	0.00	0.00	0.00	0.12
57564 046_DS SWEETWATER UHSD 2		0.00	6,082,000.00	0.00	6,082,000.00	(6,082,000.00)	3,465,505.23
57565 046_DS SWEETWATER UHSD 2		0.00	7,428,950.00	0.00	7,428,950.00	(7,428,950.00)	4,139,559.74
57566 046_DS SWEETWATER UHSD 2		0.00	6,772,481.28	0.00	6,772,481.28	(6,772,481.28)	4,083,252.60
57567 041_DS FALLBROOK UNION H		0.00	366,562.50	0.00	366,562.50	(366,562.50)	212,581.25
57568 046_DS SWEETWATER UHSD 2		0.00	1,104,300.00	0.00	1,104,300.00	(1,104,300.00)	622,489.28
57569 061_DS POWAY SFID2002-1		0.00	5,152,646.81	0.00	5,152,646.81	(5,152,646.81)	3,028,500.31
57570 061_DS POWAY USD 2008B		0.00	0.00	0.00	0.00	0.00	262.29
57571 061_DS POWAY USD SFID 20		0.00	104.59	0.00	104.59	(104.59)	24.78
57572 061_DS POWAY USD SFID 20		0.00	8,663,475.00	0.00	8,663,475.00	(8,663,475.00)	5,204,558.61
57574 042_DS GROSSMONT UHSD 20		0.00	884,775.00	0.00	884,775.00	(884,775.00)	499,843.29
57576 045_DS SAN DIEGUITO UHSD		0.00	727,400.00	0.00	727,400.00	(727,400.00)	432,049.65
57577 042_DS GROSSMT UHSD 2016		0.00	1,955,000.00	0.00	1,955,000.00	(1,955,000.00)	1,181,080.72
57578 042_DS GROSSMT 2016 2019		0.00	1,594,000.00	0.00	1,594,000.00	(1,594,000.00)	959,480.67
57579 042_DS GROSSMT 2008 2019		0.00	527,800.00	0.00	527,800.00	(527,800.00)	302,957.19
57580 042_DS GROSSMT PROP U 20		0.00	1,363,500.00	0.00	1,363,500.00	(1,363,500.00)	780,945.84
57581 045_DS SAN DIEGUITO UHSD		0.00	5,253,709.30	0.00	5,253,709.30	(5,253,709.30)	8,098,663.38
57582 041_DS FALLBROOK UHSD 20		0.00	315,631.26	0.00	315,631.26	(315,631.26)	177,864.80
57583 042_DS GROSSMT 2008 PROP		0.00	544,875.02	0.00	544,875.02	(544,875.02)	245,343.11
57584 042_DS GROSSMONT UHSD 20		0.00	0.00	0.00	0.00	0.00	188.47
57585 045_DS SAN DIEGUITO UHSD		0.00	1,093,965.15	0.00	1,093,965.15	(1,093,965.15)	638,338.57
57586 045_DS SAN DIEGUITO UHSD		0.00	0.00	0.00	0.00	0.00	5,188.17
57587 045_DS SAN DIEGUITO UHSD		0.00	2,129,987.50	0.00	2,129,987.50	(2,129,987.50)	1,296,643.11
57588 041_DS FALLBROOK UHSD 20		0.00	1,032,250.00	0.00	1,032,250.00	(1,032,250.00)	631,341.45
57589 042_DS GROSSMONT UHSD 20		0.00	994,125.00	0.00	994,125.00	(994,125.00)	616,217.70
57590 046_DS SWEETWATER UHSD 2		0.00	14,882,450.00	0.00	14,882,450.00	(14,882,450.00)	8,837,910.64
57591 046_DS SWEETWATER UHSD 2		0.00	1,168,125.00	0.00	1,168,125.00	(1,168,125.00)	759,143.05
57592 046_DS SWEETWATER UHSD 2		0.00	1,210,197.91	0.00	1,210,197.91	(1,210,197.91)	1,585,500.00
57595 042_DS GROSSMONT UHSD 20		0.00	1,037,255.56	0.00	1,037,255.56	(1,037,255.56)	1,037,255.56
57596 042_DS GROSSMONT UHSD 20		0.00	16,550.22	0.00	16,550.22	(16,550.22)	38,375.00
58490 053_DS GROSS CUY CC 2021		0.00	2,783,700.00	0.00	2,783,700.00	(2,783,700.00)	1,617,016.75
58491 053_DS GROSS CUY CC 2021		0.00	2,590,442.90	0.00	2,590,442.90	(2,590,442.90)	1,981,393.08
58492 053_DS GROSS CUY CC 2018		0.00	12,269,250.00	0.00	12,269,250.00	(12,269,250.00)	423,893.35
58493 053_DS GROSS CUY CC 2018		0.00	5,296,600.00	0.00	5,296,600.00	(5,296,600.00)	3,028,677.44
58494 053_DS GROSS CUY CC 2013		0.00	431,906.25	0.00	431,906.25	(431,906.25)	16,337.86
58495 053_DS GROSS CUY CC 2012		0.00	0.00	0.00	0.00	0.00	12,150.73
58496 053_DS GROSS CUY COMM CO		0.00	0.00	0.00	0.00	0.00	11,172,924.84
58497 053_DS GROSS CUY COMM CO		0.00	0.00	0.00	0.00	0.00	0.08
58502 055_DS SOUTHWESTERN CC 2		0.00	3,910,000.00	0.00	3,910,000.00	(3,910,000.00)	2,441,321.19
58503 055_DS SOUTHWESTERN CC R		0.00	315.63	0.00	315.63	(315.63)	5.64
58504 055_DS SOUTHWESTERN CC P		0.00	53.14	0.00	53.14	(53.14)	0.95
58505 055_DS SOUTHWESTERN CC 2		0.00	238.68	0.00	238.68	(238.68)	4.27

PERIODIC FINANCIAL STATEMENT - SCHEDULE OF REVENUES AND EXPENDITURES BY FUND AND ORGANIZATIONAL UNIT -  
GL041

Date: 12-MAR-2025 11:42:31

COSD  
Current Period: FEB-25

Currency: USD  
No specific FUND requested

FUND	ORG	REVISED BUDGET	EXPENDITURES	ENCUMBRANCES	EXPENDITURES & ENCUMBRANCES	REMAINING BUDGET	REVENUE
					0.00	0.00	11,532.96
58506 055_DS SOUTHWESTERN CC 2		0.00	0.00	0.00	3,832,250.00	(3,832,250.00)	2,253,198.60
58508 055_DS SOUTHWESTERN CC 2		0.00	3,832,250.00	0.00	1,197.37	(1,197.37)	23.71
58509 055_DS SOUTHWESTERN CC 2		0.00	1,197.37	0.00	1,492.78	(1,492.78)	28.88
58510 055_DS SOUTHWESTERN CC 2		0.00	1,492.78	0.00	5,571,100.00	(5,571,100.00)	3,253,632.95
58511 055_DS SOUTHWESTERN CC 2		0.00	5,571,100.00	0.00	4,453,443.76	(4,453,443.76)	2,631,419.92
58512 055_DS SOUTHWESTERN CC 2		0.00	4,453,443.76	0.00	2,104,536.04	(2,104,536.04)	1,804,155.42
58513 055_DS SOUTHWESTERN CC P		0.00	2,104,536.04	0.00	1,798,800.00	(1,798,800.00)	1,003,135.55
58514 055_DS SOUTHWESTERN CC P		0.00	1,798,800.00	0.00	1,062,225.00	(1,062,225.00)	456,429.99
58515 055_DS SOUTHWESTERN CC M		0.00	1,062,225.00	0.00	5,151,975.36	(5,151,975.36)	2,647,635.64
58516 055_DS SOUTHWESTERN CC 2		0.00	5,151,975.36	0.00	2,248,968.76	(2,248,968.76)	955,008.42
58517 055_DS SOUTHWESTERN CC 2		0.00	2,248,968.76	0.00	6,756,175.00	(6,756,175.00)	4,039,792.06
58518 052_DS PALOMAR CC DS 200		0.00	6,756,175.00	0.00	1,248,000.00	(1,248,000.00)	1,476,153.25
58519 052_DS PALOMAR CC DS 200		0.00	1,248,000.00	0.00	103.72	(103.72)	1.86
58520 052_DS PALOMAR CC DS 200		0.00	103.72	0.00	5,125,000.00	(5,125,000.00)	2,755,747.80
58521 052_DS PALOMAR CC DS 200		0.00	5,125,000.00	0.00	182,250.00	(182,250.00)	4,183,712.36
58522 052_DS PALOMAR CC 2015 G		0.00	182,250.00	0.00	4,437,600.00	(4,437,600.00)	2,495,145.51
58523 052_DS PALOMAR CC 2017 R		0.00	4,437,600.00	0.00	7,341,569.17	(7,341,569.17)	4,072,576.43
58524 052_DS PALOMAR CC 2020 R		0.00	7,341,569.17	0.00	4,369,652.31	(4,369,652.31)	2,504,949.88
58525 052_DS PALOMAR CC 2021 G		0.00	4,369,652.31	0.00	3,031,275.00	(3,031,275.00)	1,869,513.05
58535 054_DS MIRACOSTA CC 2016		0.00	3,031,275.00	0.00	8,288,343.76	(8,288,343.76)	4,959,110.25
58536 054_DS MIRACOSTA CC 2016		0.00	8,288,343.76	0.00	11,660,862.52	(11,660,862.52)	4,144,930.92
58537 054_DS MIRACOSTA CCD 201		0.00	11,660,862.52	0.00	13,268,650.00	(13,268,650.00)	4,074,856.70
58540 055_DS SOUTHWESTERN CC 2		0.00	13,268,650.00	0.00	2,726,450.00	(2,726,450.00)	1,581,740.91
58541 055_DS SOUTHWESTERN CC 2		0.00	2,726,450.00	0.00	66,402.62	(66,402.62)	1,223.62
58553 060_DS SAN DIEGO COMM CO		0.00	66,402.62	0.00	2,213.30	(2,213.30)	42.80
58554 060_DS SAN DIEGO COMM CO		0.00	2,213.30	0.00	4,625.51	(4,625.51)	89.44
58555 060_DS SAN DIEGO COMM CO		0.00	4,625.51	0.00	0.00	0.00	6,278.73
58556 060_DS SAN DIEGO COMM CO		0.00	0.00	0.00	1,137,973.77	(1,137,973.77)	20,815.90
58557 060_DS SAN DIEGO CC 2012		0.00	1,137,973.77	0.00	400,000.00	(400,000.00)	18,096.91
58558 060_DS SDCCD 2006 SERIES		0.00	400,000.00	0.00	0.00	0.00	14,106.13
58559 060_DS SDCCD 2002 SERIES		0.00	0.00	0.00	8,468,800.00	(8,468,800.00)	4,709,541.09
58560 060_DS SDCCD 2006 SERIES		0.00	8,468,800.00	0.00	26,969,625.00	(26,969,625.00)	13,816,527.28
58561 060_DS SDCCD 2016 REF		0.00	26,969,625.00	0.00	30,751,163.82	(30,751,163.82)	16,509,179.82
58562 060_DS SDCCD2019REF PROP		0.00	30,751,163.82	0.00	6,216,484.98	(6,216,484.98)	2,944,010.74
58563 060_DS SDCCD2019REF PROP		0.00	6,216,484.98	0.00	19,414,017.04	(19,414,017.04)	11,359,739.55
58564 060_DS SDCCD 2021 REF		0.00	19,414,017.04	0.00	7,446,613.88	(7,446,613.88)	7,820,132.86
58565 060_DS SDCCD 2024 REF		0.00	7,446,613.88	0.00	0.00	0.00	47,753,660.90
58566 060_DS SDCCD SERIES 2025		0.00	0.00	0.00	0.00	0.00	5,252,160.20
58567 060_DS SDCCD SERIES 2025		0.00	0.00	0.00	190,086.10	(190,086.10)	1,428,425.00
58570 061_DS POWAY USD 2025 RE		0.00	190,086.10	0.00			
REPORT TOTAL		11,562,266,739.85	6,740,008,674.35	2,910,626,918.14	9,650,635,592.49	1,911,631,147.36	4,393,101,981.51



**ANDREW POTTER, CCB**  
EXECUTIVE OFFICER/CLERK

**CLERK OF THE BOARD OF SUPERVISORS**  
1600 PACIFIC HIGHWAY, ROOM 402, SAN DIEGO, CALIFORNIA 92101-2422  
(619) 531-5600

**RYAN SHARP**  
ASSISTANT CLERK

**ANN MOORE**  
ASSISTANT CLERK

March 21, 2025

Melissa Osburn  
State Board of Equalization  
County-Assessed Properties Division  
P.O. Box 942879  
Sacramento, CA 94279-0064

**SAN DIEGO COUNTY NOTICE OF 2025 FILING PERIOD**

Dear Ms. Osburn:

Revenue and Taxation Code §1603 requires the Clerk of the County Board of Equalization to notify the State Board of Equalization as to whether the last day of the Property Tax Assessment Appeal filing period for the County will be September 15 or November 30. On March 19, 2025, the San Diego County Assessor/Recorder/County Clerk notified this office that Notices of Assessed Value would not be mailed to all taxpayers in the County of San Diego. A copy of the memo is attached. Therefore, pursuant to §1603, I hereby certify and notify you that the last day of the filing period in 2025 for San Diego County will be December 1, 2025, since November 30, 2025, falls on a Sunday.

Sincerely,



ANDREW POTTER

Clerk of the Board of Supervisors and Assessment Appeals Boards

Attachment

cc: Jordan Z. Marks, Assessor/Recorder/County Clerk  
Dan McAllister, Treasurer/Tax Collector  
Communications Received for the Board of Supervisors Official Records



# JORDAN Z. MARKS

ASSESSOR/RECORDER/COUNTY CLERK  
COUNTY OF SAN DIEGO

1600 PACIFIC HIGHWAY, SUITE 103 & 260, SAN DIEGO, CA 92101-2480

Assessor (619) 236-3771 Recorder (619) 237-0502

[www.SDARCC.gov](http://www.SDARCC.gov)



March 14, 2025

TO: Dan McAllister  
Treasurer/Tax Collector

Andrew Potter  
Clerk of the Board of Supervisors

FROM: Jordan Z. Marks  
Assessor/Recorder/County Clerk

## NOTIFICATION OF NEW ASSESSED VALUES

Revenue and Taxation Code §1603 requires that notice be given to the Tax Collector and Clerk of the Board of Supervisors by April 1<sup>st</sup> if the Notification of Assessed Value is not mailed to all property tax assesses in the County.

The Notification of Assessed Value will be published online at [www.sdarcc.gov](http://www.sdarcc.gov) to all property tax assesses. Therefore, the deadline for filing an assessment appeal for this year will be December 1, 2025 since November 30, 2025 falls on a Sunday.

I hope this information is helpful. If you have any questions, please call me directly at (619) 531-5507

Sincerely,

Jordan Z. Marks

JZM:jmr

**POSTING DATE:**  
**March 12, 2025**



COSD CLERK OF THE BOARD  
2025 MAR 12 AM 11:14

**THE CLERK OF THE BOARD OF SUPERVISORS**  
**SPECIAL VACANCY NOTICE**

This is to announce the vacancy that has occurred on the **CHILD AND FAMILY STRENGTHENING ADVISORY BOARD OF SAN DIEGO, Seat No. 20**. The **BOARD OF SUPERVISORS** makes this appointment. Please refer to the Roster of Boards, Commissions and Committees on our web site at <http://www.sdcounty.ca.gov/cob/> for further information on the qualifications for this Board.

In compliance with section 54974 of the Government Code, this appointment can be made after **March 26, 2025**.

Applications for this position can be downloaded from the web site; questions regarding this vacancy should be directed to the Clerk of the Board of Supervisors, County Administration Center, 1600 Pacific Highway, Room 402, San Diego, CA 92101-2471.

cc:

- Supervisor Monica Montgomery Steppe, A-500
- Torrey L. Giaquinta, 3625 Ruffin Rd, Suite 100, San Diego, CA 92123
- San Diego Public Library, 330 Park Boulevard, San Diego, CA 92101
- Posted Copy – Board Chamber
- Posted Copy – South Entrance of County Administration Center
- Communications Received

**POSTING DATE:**  
**March 18, 2025**



CLERK OF THE BOARD  
2025 MAR 18 AM 9:30

**THE CLERK OF THE BOARD OF SUPERVISORS**  
**SPECIAL VACANCY NOTICE**

This is to announce the vacancy that has occurred on the **EMERGENCY MEDICAL CARE COMMITTEE, Seat No. 4**. The **BOARD OF SUPERVISORS** makes this appointment. Please refer to the Roster of Boards, Commissions and Committees on our web site at <http://www.sdcounty.ca.gov/cob/> for further information on the qualifications for this Board.

In compliance with section 54974 of the Government Code, this appointment can be made after **April 2, 2025**.

Applications for this position can be downloaded from the web site; questions regarding this vacancy should be directed to the Clerk of the Board of Supervisors, County Administration Center, 1600 Pacific Highway, Room 402, San Diego, CA 92101-2471.

cc:

- \_\_\_\_\_ Chief Administrative Officer Ebony Shelton, A-6
- \_\_\_\_\_ Nicole del Toro, San Diego County Emergency Medical Services Office, O-302
- \_\_\_\_\_ San Diego Public Library, 330 Park Boulevard, San Diego, CA 92101
- \_\_\_\_\_ Posted Copy – Board Chamber
- \_\_\_\_\_ Posted Copy – South Entrance of County Administration Center
- \_\_\_\_\_ Communications Received

**POSTING DATE:**  
**February 25, 2025**



**THE CLERK OF THE BOARD OF SUPERVISORS**  
**SPECIAL VACANCY NOTICE**

This is to announce the vacancy that has occurred on the **FALLBROOK AIRPARK ADVISORY COMMITTEE, SEAT NO. 3**. The **BOARD OF SUPERVISORS** makes this appointment. Please refer to the Roster of Boards, Commissions and Committees on our web site at <http://www.sdcountry.ca.gov/cob/> for further information on the qualifications for this Board.

In compliance with section 54974 of the Government Code, this appointment can be made after **March 11, 2025**.

Applications for this position can be downloaded from the web site; questions regarding this vacancy should be directed to the Clerk of the Board of Supervisors, County Administration Center, 1600 Pacific Highway, Room 402, San Diego, CA 92101-2471.

cc:

- Supervisor Jim Desmond, A-500
- Elena Espinoza – County Airports, S-119
- San Diego Public Library - 330 Park Boulevard, San Diego, CA 92101
- Posted Copy – Board Chamber
- Posted Copy – South Entrance of County Administration Center
- Clerk of the Board Website
- Communications Received

**POSTING DATE:**  
March 12, 2025



**THE CLERK OF THE BOARD OF SUPERVISORS**  
**SPECIAL VACANCY NOTICE**

This is to announce the vacancy that has occurred on the **PLANNING COMMISSION, Seat No. 6**. The **BOARD OF SUPERVISORS** makes this appointment. Please refer to the Roster of Boards, Commissions and Committees on our web site at <http://www.sdcounty.ca.gov/cob/> for further information on the qualifications for this Board.

In compliance with section 54974 of the Government Code, this appointment can be made after **March 26, 2025**.

Applications for this position can be downloaded from the web site; questions regarding this vacancy should be directed to the Clerk of the Board of Supervisors, County Administration Center, 1600 Pacific Highway, Room 402, San Diego, CA 92101-2471.

cc:

- Supervisor Jim Desmond, A-500
- Commission Secretary, Planning and Development Services, O-650
- San Diego Public Library, 330 Park Boulevard, San Diego, CA 92101
- Posted Copy – Board Chamber
- Posted Copy – South Entrance of County Administration Center
- Communications Received





COSED CLERK OF THE BOARD  
2025 MAR 25 AM 8:32

# County of San Diego

**KIMBERLY GIARDINA, DSW, MSW**  
DEPUTY CHIEF ADMINISTRATIVE OFFICER

**HEALTH AND HUMAN SERVICES AGENCY**  
1600 PACIFIC HIGHWAY, SUITE 206, MAIL STOP P-501  
SAN DIEGO, CA 92101-2417  
(619) 515-6555 • FAX (619) 515-6556

**PATTY KAY DANON**  
CHIEF OPERATIONS OFFICER

March 24, 2025

To: Supervisor Terra Lawson-Remer, Vice-Chair  
Supervisor Joel Anderson  
Supervisor Monica Montgomery Steppe  
Supervisor Jim Desmond

From: Kimberly Giardina, DSW, MSW, Deputy Chief Administrative Officer  
Health and Human Services Agency

## **UPDATE ON CREATING A CHILDREN, YOUTH, AND TRANSITIONAL AGE YOUTH BEHAVIORAL HEALTH CONTINUUM FRAMEWORK**

Our nation's decline in youth mental health was identified to be a public health crisis requiring immediate action and attention in the 2021 U.S. Surgeon General's Advisory, "Protecting Youth Mental Health", citing studies demonstrating major increases in certain mental health symptoms, including depressive symptoms and suicidal ideation. Across the nation, the influence of social media continues to play a significant role in worsening mental health. Recent polls show that teens in the United States (U.S.) spend an average of 4.8 hours per day using seven popular social media apps, with more than a third saying they use social media "almost constantly". While 13 is a common required minimum age for social media platforms in the U.S., nearly 40% of children ages 8-12 use social media. Additionally, local data of suicidal ideation mirrors national trends, with most recent data showing a 19% increase in emergency department visits for suicidal ideation and a 28% increase in suicide attempts/intentional self-harm from 2018 to 2022, among San Diego County youth ages 10 to 24.

To address needs among our youth, the San Diego County Board of Supervisors (Board) approved actions on September 24, 2024 (12) to create a behavioral health continuum framework for children, youth, and transitional age youth (generally ages 16-26) that will promote resiliency and well-being among youth amidst increasing challenges of anxiety, depression, bullying, suicide risk, and social media influences. This framework will be informed by data, incorporate recent policy changes that have significant impacts within behavioral health care, leverage existing efforts among stakeholders, and quantify optimal service levels to inform a comprehensive plan to address identified gaps in service. Also at this meeting, the Board directed a report back in six months on this effort.

This memorandum provides an update on this collaborative effort and includes an outline of immediate strategies and tactics to create a comprehensive *Children, Youth, and Transitional Age Youth Continuum Framework* inclusive of a Children's Optimal Care Pathways (Children's OCP) analytic model that will inform future capacity needed to achieve an ideal system of care for youth.

### **Creating a Children, Youth, and Transitional Age Youth Continuum Framework and Children's OCP Model**

To create a comprehensive *Children, Youth, and Transitional Age Youth (TAY) Continuum Framework (Framework)*, County of San Diego (County) Health and Human Services Agency (HHS), Behavioral Health Services (BHS), in partnership with Child and Family Well-Being and First 5 San Diego partners, recognizes the distinct clinical needs and social considerations of children, youth, and TAY that informs a strategic approach uniquely different from how we care for adults. The evidence is clear that implementing earlier interventions in the lives of young people is the best way to build protective factors, promote resiliency, and enhance well-being.

The outline of the Framework, presented below, is anchored in three comprehensive, evidence-based strategic domains that were initially presented to the Board on September 27, 2022 (23) as part of the Behavioral Health Continuum of Care Optimal Care Pathways model. Updates on current tactics and service descriptions are summarized below; future tactics will be informed by the results of the Children's OCP analytic modeling and concurrent stakeholder engagement activities. A final Framework will be presented to the Board in March 2026 inclusive of recommendations for implementation and sustainability.

#### *Strategic Domain #1: Family Systems Work and Supports*

This domain focuses on engaging families as critical partners in youth behavioral health and facilitating connections to enriching social activities. Youth with caregivers experiencing poor behavioral health are significantly more likely to face behavioral health challenges themselves. Opportunities for connection to prosocial and enriching activities create a protective environment that prevents and mitigates the impact of Adverse Childhood Experiences (ACEs).

Current tactics and services descriptions in this domain include:

- Enhancing family involvement in treatment services, including integration of evidence-based practices that focus on the parent/caregiver.
- Maximizing opportunities made available through State initiatives to implement and expand use of evidence-based practices that support a family systems approach to behavioral health.
- Encouraging holistic, culturally, and developmentally appropriate care spaces that are engaging, and offer connection to enriching social activities (e.g., community sport teams, local library groups, mentorships, etc.) for children, youth, TAY, and their families.
- Initiating and sustaining partnerships with cities and other organizations to increase access to safe environments that are accessible and available to all youth, TAY, and families.

#### *Strategic Domain #2: School-Based Engagement and Care Opportunities*

Aside from the home, there is no other place where youth spend more time than in schools, making them an ideal setting to identify and engage youth in services. This domain focuses on leveraging

schools as hubs for the identification and connection to behavioral health services to intervene early and prevent worsening behavioral health conditions. With 1 in 5 children experiencing mental health challenges and middle schoolers reporting high psychological distress, schools provide a unique opportunity for engagement.

Current tactics and service descriptions in this domain include:

- Improving access to trauma-informed crisis response services to schools and local universities.
- Continuing partnerships with school districts to ensure access to behavioral health services on school campuses. This includes school districts leveraging the California Department of Health Care Services (DHCS) Children and Youth Behavioral Health Initiative (CYBHI) Fee Schedule program, a first-of-its kind effort to make it easier for students under age 26, and their families, to get no-cost outpatient mental health support.
- Enhancing access to behavioral health screening and early intervention services on school campuses.

### *Strategic Domain #3: Healthcare Integration*

Accessing care early and at the lowest level of need is important in promoting positive outcomes. Stigma, fear, and other factors can often be barriers to care. In 2023, three in 10 teens locally reported needing help for an emotional and/or mental health condition, yet a quarter did not receive counseling within the previous year. Many families trust and access physical health care for their children through primary care providers who can offer integrated access to behavioral health services, when needed. A strong example of behavioral health integration and upstream prevention for youth is the incorporation of maternal health screeners into pediatric visits within the primary care setting. This domain focuses on creating strong connections and pathways to behavioral health care through the primary care setting to improve the family experience and provide opportunities for earlier intervention, which yield better health outcomes.

Current strategies and service descriptions in this domain include:

- Delivering the long-standing Collaborative Care Model, a team-based approach that integrates behavioral health in primary care settings, to serve people of all ages, including youth, within five rural primary care clinics in San Diego County.
- Delivering a long-standing psychiatric and addiction consultation program for youth, modeled after the Massachusetts Child Psychiatry Access Project.
- Increasing awareness, provider referral, and collaboration with Enhanced Care Management and Community Supports providers.
- Leveraging the DHCS *Screening and Transition of Care Tools for Medi-Cal Mental Health Services* program, referred to as *Screening Tool* and *Transition of Care Tool*, respectively.
  - For people who are not connected to mental health care, the *Screening Tool* refers people of all ages to mental health care and the appropriate Medi-Cal delivery system based on their unique needs.
  - For people who are connected to Medi-Cal mental health services, the *Transition of Care Tool* will determine if the person's current delivery system best meets their needs based on existing clinical information.

*Children's Optimal Care Pathways Model*

As previously noted, on September 27, 2022 (23), BHS presented the Behavioral Health Continuum of Care Optimal Care Pathways model to recalibrate and expand services to remove barriers to care, reduce per capita cost, and most importantly, connect individuals to the care they need, when they need it, to ensure wellness over the long-term. This initial OCP model was focused primarily on *long-term care for adults* and noted the need to develop similar capacity for children. Initial planning of analytic modeling for the Children's OCP has already begun and will be informed by targeted stakeholder input further described below. Results will be incorporated into the final Framework in March 2026.

Steps to creating a more efficient and effective system of care include:

- Engaging stakeholders for input throughout the process, drawing from past reports, and facilitating new engagement opportunities for community members, service providers, cross-sector partners, and healthcare leaders. Beginning April 2025, BHS will host a series of activities, including listening sessions, focus groups, and interviews with local subject matter experts, to solicit input from stakeholders across the region, in alignment with new requirements outlined within the Behavioral Health Services Act (BHSA). The collective input will be incorporated to inform the final Framework.
- Incorporating and optimizing recent policy changes that have significant impacts to the planning and operations of behavioral health service delivery throughout the State.
- Conducting a comprehensive review of community health data indicators to assess the extent of behavioral health needs among children and youth.
- Analyzing existing clinical care pathways and identifying barriers to engaging in treatment, including bottlenecks within the system and the varying experiences of different cohorts.
- Assessing service jurisdictions, and federal, State, and other funding received by organizations and providers across the county that support youth with behavioral health needs, and where they overlap and intersect, which may include, but are not limited to: Medicaid (through Medi-Cal), Individuals with Disabilities Education Act (IDEA) funding to school districts, Lanterman Developmental Disabilities Services Act funds to regional centers, the BHSA, the Children and Youth Behavioral Health Initiative (CYBHI), State funding through Family First Prevention Services Act (FFPSA), Realignment funds, federal waiver programs like BH-CONNECT, grant funds, and other funding.
- Evaluating effective clinical interventions and evidence-based practices to identify the most impactful, actionable solutions.

Each phase of this process incorporates review of current academic research and appropriate regional and national benchmarks. The Children's OCP will outline the ideal state of behavioral healthcare services for children and youth, specifying the levels of care, number of treatment beds, outpatient capacity, and ideal flow between services. The final Framework will also identify key strategies to sustainably achieve these targets, ensuring a more efficient and effective behavioral health care system for children and youth in our community.

*Investments to Support Children, Youth, and TAY*

Over the past three years, the Board has continued its commitment to support the mental well-being of young people as demonstrated through new programming and significant investments in

mental health and substance use care tailored to children, youth, and TAY, increasing investments to services for young people by over \$40 million, to include:

- Developing and operationalizing Screening to Care program, which provides universal mental health screening to children in middle schools.
- Enhancing school-based outpatient treatment services.
- Enhancing mental health services for youth with high acuity needs in foster home settings.
- Enhancing outpatient services for LGBTQ+ youth.
- Expanding Mobile Crisis Response Team (MCRT) program to respond to schools and universities.
- Launching the Next Move program as part of the DHCS Justice-Involved Initiative, which provides community-based outpatient services to young people with justice system involvement.

BHS has also prioritized investments to support youth engagement to inform the design of the youth-focused public messaging, along with facilitating substance use prevention youth town halls, in partnership with the *Live Well San Diego* Youth Sector, and providing educational presentations for youth and their parents to increase their readiness to access local crisis response services as part of the Youth Suicide Reporting and Crisis Response Pilot grant.

And while specific costs are still unknown, they are expected to be significant, the County's investments alone will not meet the vast regional care needs of children, youth, and TAY who have behavioral health challenges. Improving access to care locally for young people and their families must be achieved through collaborative partnerships that leverage and optimize all available regional funding, facilitate streamlined and transparent communication and information sharing, remove the barriers to care, and allow for seamless transitions across care.

#### *Next Steps*

HHSA will return to the Board in March 2026 with a final report that includes updates and actions recommended for the Framework and Children's OCP model, such as prioritized recommendations for action and investment, and potential funding impacts contingent upon the approval of resourcing and funding identified in this memorandum. It will also incorporate the anticipated financial and programmatic impacts of the final guidance issued by DHCS for implementation of the BHSA. Planning is currently underway within BHS to assess the impact to the system and available funding and services for young people.


For questions, please contact Dr. Luke Bergmann, Director, with Behavioral Health Services via phone at (619) 563-2700 or email [Luke.Bergmann@sdcounty.ca.gov](mailto:Luke.Bergmann@sdcounty.ca.gov).

San Diego County Board of Supervisors

March 24, 2025

Page 6 of 6

Respectfully,



KIMBERLY GIARDINA, DSW, MSW

Deputy Chief Administrative Officer

Health and Human Services Agency

c: Ebony N. Shelton, Chief Administrative Officer  
Caroline D. Smith, Assistant Chief Administrative Office